

BACKGROUND MODELING USING OCTREE COLOR QUANTIZATION

AV Aditya Sastry, B.Tech, GITAM University

Abstract—In this paper I propose a new algorithm for detection of moving objects in a video frame. The process of detecting the foreground is complicated because of the fact that there may be swaying trees, objects of the background being moved around or lighting changes. To deal with such complexities many have come up with solutions which heavily rely on expensive floating point operations. In this technique I used a color quantization technique which is implemented only using binary operations. Hence it is very efficient both execution time wise as well as memory consumption wise.

First I constructed a octree with the most frequently occurring colors in the first few frames of the video. This is done by constructing a octree for each frame and then merging together all the octrees into a single octree which has nodes occurring in most octrees. I assume that the most frequently occurring color belongs to the background. By using a sufficient frames I found that the error in background detection is minimised. Then I check each pixel color of the new frame to see if it is present in the octree constructed. If it is not present it is labelled as a foreground pixel. The experimental results showed that the execution time is as good as a trivial frame averaging technique and the visual appeal of the output matches that of any leading technique.

Index Terms—Kmeans, clustering algorithm, CUDA, parallel computing.

I. INTRODUCTION

Due to the advancement of technology and heavy reduction in costs of FPGA development, traditional video surveillance equipment has evolved from merely capturing video from a static vantage point and transmitting it to performing some preliminary analysis such as extracting objects of interest from the scene and then transmitting it.

For most of the analysis that is done on a surveillance video, the first crucial step is to detect the foreground pixels of the video. This is done by first constructing a background model and matching each individual frame with this model. Any pixel of a frame which deviates significantly from this model is marked as a foreground pixel in that image.

Several techniques for construction of this background model have been proposed. The most trivial of this techniques is to average the first 20 or so frames and use the averaged frame as the background model. This adequately takes care of the lighting changes but this technique fails when the background of the scene contains trees or part of the background is constantly moved around the scene etc.

Wren et al,[1] tried to solve this problem by fitting a Gaussian distribution for all the colors occurring at each pixel location of a frame using the past N frames. Any pixel value from the input frame which is sufficiently close to the mean of the Gaussian distribution for that pixel location is marked as a background pixel and the Gaussian distribution is updated. This technique fails when the histogram of pixel values at any given location is bimodal or has multiple peaks.

Stauffer et al,[2] attacked the short comings of the previous work by using multiple (about 3 to 5) Gaussian distributions per pixel locations. Each input frame pixel is matched with a corresponding Gaussian at that location. Any pixel which is in the range of 2.5 of the mean of a Gaussian for that pixel location is marked as a background pixel and that Gaussian's parameters are updated. The problem with this technique is its heavy usage of floating point operations and its huge memory requirement. Also the error rate is very high.

The wallflower principles and practises [3] a pioneering work by Microsoft research team, not only came up with a background modelling technique but also surveyed all the recent background modelling techniques and listed out all the common problems that a background modelling techniques would face. It views the process of constructing the background model at pixel level, segment level and frame level. The pixel level algorithm attacks the problems with leaf swaying and background motion problems. In this work I provide a better alternative to their pixel level algorithm. The frame level and the segment level techniques listed out in the wallflower paper could be used with this paper as well.

In this paper I tackle the problem by constructing an octree [5] which is discussed in section 2. The octree is constructed by iterating over each individual pixel location of each individual frame of the training video. The colors found are quantized and form a leaf node in the octree. Each pixel of the incoming frame is quantized similarly and checked to see if a corresponding leaf node exists in the already constructed octree. This is shown in section 3. If a node does exist it is marked as a background pixel. In section 4 I show a method of merging multiple octrees a technique to be used when we don't have a training video or as the wallflower paper calls it, the bootstrapping problem.

II. OCTREE COLOR QUANTIZATION

An octree is a tree data structure in which each internal node has exactly eight children. Octrees are most often used to partition a three dimensional space by recursively subdividing it into eight octants. Octrees are also used for color quantization. The octree color quantization algorithm, invented by Gervautz and Purgathofer in 1988, encodes image color data as an octree up to nine levels deep.

In computer graphics, color quantization or color image quantization is a process that reduces the number of distinct colors present in an image, usually with the intention that the new image should be as visually similar as possible to the original image. Various methods are available for color quantization such as the median cut algorithm, popularity algorithm. Octree[5] is the leading color quantization technique as it executes in $O(N)$ execution time and barely occupies memory of the order $O(K)$. Here N being the number of pixels in the image and K is a number which is proportional to the number of unique colors present.

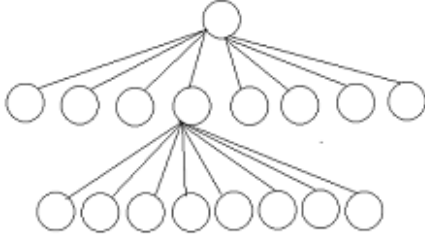


Fig. 1. Visual representation of an octree.

In the octree color quantization technique for each pixel color value we consider the triad $R_i G_i B_i$ where the i is the index which goes from the most significant bit to the least significant bit of reds or blues or greens bits. These 3 bits at a time are input to a mathematical function which generates an octal number.

The simplest and most efficient mathematical function would juxtapose the $R_i G_i B_i$ values and read them as a decimal number. For example 1 0 1 corresponding to red value 1, green value 0, blue value 1 would be read as 5.

Based on this octal number we choose one of the 8 children nodes of a given node. We repeat this process again for the child nodes selecting its child nodes till we ran out of all the bits of the color. To reduce the number of distinct colors we prune the tree. Various methods for pruning the octree have been proposed, of these the way I adopt for pruning would be to remove certain number of levels at the bottom of the tree. An algorithm for adding a color to the octree is shown below.

Algorithm 1 Add color

```

1: procedure ADD COLOR( Red, Blue, Green, Root, Num-
   number of Levels)
2:   if Root is NULL then
3:     root  $\leftarrow$  create node();
4:   node temp  $\leftarrow$  root
5:   for  $i := 1$  to 8 do
6:     temp(red[i] + green[i] + blue[i])  $\leftarrow$  new node();
7:     temp  $\leftarrow$  temp(red[i] + green[i] + blue[i]);
8:   End for
End

```




Fig. 2. Original image of lena 2.a being quantized using a octree 5 levels deep 2.b, 4 levels deep 2.c, 3 levels deep 2.d, 2 levels deep 2.e

III. FOREGROUND PIXEL DETECTION AND OCTREE UPDATION.

Each pixel of the input frame is quantized in way similar to the one shown above. The process starts with the most significant bits of the red, green, blue values and the index number is computed using those bit values. These index numbers are used as path indicators from root node to the leaf node for the octree constructed. If at any time following the path one sees that a child node or a leaf node has not been set, he terminates the process there itself and labels the pixel under consideration as a foreground pixel.

In the surveillance equipment that are commissioned outdoors lighting changes is a problem. In this paper this problem is solved by computing the percentage of pixels marked as foreground. If this percentage exceeds a certain threshold, the octree model is reconstructed.

Algorithm 2 Check color

```

1: procedure ADD COLOR( Red, Blue, Green, Root, Num-
   number of Levels)
2:   if Root is NULL then
3:     root  $\leftarrow$  create node();
4:   node temp  $\leftarrow$  root
5:   for  $i := 1$  to 8 do
6:     index  $\leftarrow$  red[i] + green[i] + blue[i];
7:     if temp(index)  $\neq$  NULL then
8:       temp  $\leftarrow$  temp(index)
9:     else
10:      return NULL
11:   End If
12: End For

```

IV. CONSTRUCTING OCTREE FOR VIDEO WITH MOVING OBJECTS

The octree construction method showed in the previous section works when we have atleast few static photos in the beginning. Constructing octree for a video from a source like a station or a road where we dont have a lot of photos of the static background is complicated.

To construct a octree for video with moving objects we are going to construct a octree each for the first N frames. Then we will use the algorithm given below to obtain a single octree from multiple octrees. The merging process essentially takes multiple octrees and produces a single octree with only those nodes which are present in atleast certain number of octrees.

V. EXPERIMENTAL RESULTS

The following results are obtained on a second generation i5 laptop running at 2.3 GHZ with 4 GB of ram on Windows 7 SP1 and JRE 7 with no updates installed. The dataset for these experimentation is from the wallflower paper.



Fig. 3. A video with waving trees in the background

Algorithm 3 Construct Octree for videos without training images

```

1: procedure CONSTRUCT TREE( Roots, Threshold, num-
   berOfTrees)
2:   for  $i := 1$  to 8 do
3:     count  $\leftarrow$  0
4:     for  $j := 1$  to numberOfTrees do
5:       if roots[i]  $\neq$  NULL and roots[i].child[j]  $\neq$ 
         NULL then
6:         count  $\leftarrow$  count + 1;
7:       End if
8:     End For
9:     if count/numberOfTrees  $\geq$  threshold then
10:      result.child[i]  $\leftarrow$  New Node();
11:    End If
12:  End For
13:  for  $i := 1$  to 8 do
14:    if result.child[i]  $\neq$  NULL then
15:      for  $j := 1$  to numberOfTrees do
16:        tempRoot[j]  $\leftarrow$  root[j].child[i];
17:      End For
18:      Result.child[i]  $\leftarrow$  Construct Tree(tempRoot,
        threshold, numberOfTrees);
19:    End If
20:  End For

```



Fig. 4. Result of motion detection using frame on frame differencing



Fig. 5. Result of running frame averaging




Fig. 6. Modeling using mixture of Gaussians.



Fig. 7. Modeling using octree 4 levels deep.




Fig. 8. Motion detection using an octree 4 levels deep.




Fig. 9. Motion detection using an octree levels deep.

	CB	IMOG	SOBS	LBPH	OCTREE
160 x 160	30	40	14	8	34
320 x 320	8	4	4	2	

TABLE I
FRAME RATE (FPS) COMPARISON OF ALL THE COMPETING APPROACHES .
CB[7] SOBS[8] IMOG[9] LBPH[10].

REFERENCES

- [1] Wren, Christopher Richard, et al. "Pfinder: Real-time tracking of the human body." *Pattern Analysis and Machine Intelligence, IEEE Transactions on* 19.7 (1997): 780-785.
- [2] Stauffer, Chris, and W. Eric L. Grimson. "Adaptive background mixture models for real-time tracking." *Computer Vision and Pattern Recognition, 1999. IEEE Computer Society Conference on.. Vol. 2. IEEE, 1999.*
- [3] Toyama, Kentaro, et al. "Wallflower: Principles and practice of background maintenance." *Computer Vision, 1999. The Proceedings of the Seventh IEEE International Conference on. Vol. 1. IEEE, 1999.*
- [4] Bouwmans, Thierry. "Recent advanced statistical background modeling for foreground detection: A systematic survey." *RPCS* 4.3 (2011): 147-176.
- [5] Yuk, J.S.-C. ; Wong, K.-Y.K. 8th IEEE International Conference on Advanced Video and Signal-Based Surveillance (AVSS), 2011
- [6] K. Kim, T. H. Chalidabhongse, D. Harwood, and L. S. Davis, Real-time foreground-background segmentation using codebook model, *Real-Time Imag.*, vol. 11, no. 3, pp. 172185, 2005.
- [7] L. Maddalena and A. Petrosino, A self-organizing approach to background subtraction for visual surveillance applications, *IEEE Trans.Image Process.*, vol. 17, no. 7, pp. 11681177, 2008.
- [8] Z. Tang and Z. Miao, Fast background subtraction and shadow elimination using improved Gaussian mixture model, in *Proc. IEEE WorkshopHaptic, Audio, Visual Environ. Games, 2007*, pp. 541544.

- [9] M. Heikkilä and M. Pietikainen, A texture-based method for modelling the background and detecting moving objects, *IEEE Trans. Pattern Anal. Mach. Intell.*, vol. 28, no. 4, pp. 657-662, 2006.
- [10] F. El Baf, T. Bouwmans, and B. Vachon, Type-2 fuzzy mixture of Gaussians Model: Application to background modeling, in *Proc. Int. Symp. Visual Comput.*, 2008, pp. 772-781.
- [11] P. Chiranjeevi and S. Sengupta, Moving object detection in the presence of dynamic backgrounds using intensity and textural features, *J. Electron. Imag.*, vol. 20, no. 4, pp. 043009-1043009-11, 2011.
- [12] S. Zhang, H. Yao, S. Liu, X. Chen, and W. Gao, A covariance-based method for dynamic background subtraction, in *Proc. ICPR*, 2008, pp. 14.
- [13] Pojala, C., and Somnath Sengupta. "Neighborhood supported model level fuzzy aggregation for moving object segmentation." (2014): 1-1.