

# Spatial distribution of Galactic Wolf-Rayet stars and implications for the global population

C. K. Rosslowe\* and P. A. Crowther

*Dept of Physics and Astronomy, University of Sheffield, Hicks Building, Hounsfield Road, S3 7RH, United Kingdom*

## ABSTRACT

We construct revised near-infrared absolute magnitude calibrations for 126 Galactic Wolf-Rayet (WR) stars at known distances, based in part upon recent large scale spectroscopic surveys. Application to 246 WR stars located in the field, permits us to map their Galactic distribution. As anticipated, WR stars generally lie in the thin disk ( $\sim 40$  pc half width at half maximum) between Galactocentric radii 3.5–10 kpc, in accordance with other star formation tracers. We highlight 12 WR stars located at vertical distances of  $\geq 300$  pc from the midplane. Analysis of the radial variation in WR subtypes exposes a ubiquitously higher  $N_{WC}/N_{WN}$  ratio than predicted by stellar evolutionary models accounting for stellar rotation. Models for non-rotating stars or accounting for close binary evolution are more consistent with observations. We consolidate information acquired about the known WR content of the Milky Way to build a simple model of the complete population. We derive observable quantities over a range of wavelengths, allowing us to estimate a total number of  $1200^{+300}_{-100}$  Galactic WR stars, implying an average duration of  $\sim 0.25$  Myr for the WR phase at the current Milky Way star formation rate. Of relevance to future spectroscopic surveys, we use this model WR population to predict follow-up spectroscopy to  $K_S \simeq 13$  mag will be necessary to identify 95% of Galactic WR stars. We anticipate that ESA’s *Gaia* mission will make few additional WR star discoveries via low-resolution spectroscopy, though will significantly refine existing distance determinations. Appendix A provides a complete inventory of 322 Galactic WR stars discovered since the VIIth catalogue (313 including Annex), including a revised nomenclature scheme.

**Key words:** stars: Wolf-Rayet - stars: evolution - stars: massive - stars: distances - infrared: stars - Galaxy: disc

## 1 INTRODUCTION

Massive stars exert a major influence on their immediate surroundings, and play a dominant role in the evolution of their host galaxies. Wolf-Rayet (WR) stars represent the ultimate, short-lived ( $< 1$  Myr) evolutionary phase of only the most massive ( $M_i > 25 M_\odot$ ) O-stars (see Crowther 2007). They possess dense and fast stellar winds, giving them characteristic strong and broad emission line spectra. Their distinctive spectral appearance befits them as effective tracers of high-mass star formation both in the Galaxy (e.g., Kurtev et al. 2007; Davies et al. 2012) and at extra-galactic distances (Schaerer & Vacca 1998). Through their powerful winds and likely fate as Type Ib/c supernovae, they are important sources of nuclear processed material to the interstellar medium (ISM; Esteban & Peimbert 1995; Dray et al. 2003), and are capable of influencing further episodes of star

formation on local (Shetty & Ostriker 2008; Kendrew et al. 2012) and galactic (Hopkins, Quataert & Murray 2011) scales. However, the postulated link between WR stars and H-free Type Ib/c SN remains unestablished (Eldridge et al. 2013), hence it is crucial we better our knowledge of the uniquely resolvable population in the Milky Way.

Strong mass-loss in WR stars proceeds to unveil successive layers of nuclear processed material, such that examples are seen with spectra dominated by nitrogen (WN), carbon (WC), and oxygen (WO). WC and WO stars are universally H-free and He-rich, whereas the surface H mass fraction of WN stars varies from zero to  $X_H \simeq 50\%$ . A subset of H-rich WN stars display weak hydrogen emission and *intrinsic* hydrogen absorption lines, referred to here as WNha stars (see Crowther & Walborn 2011). These stars are almost uniquely found in young clusters, suggesting current masses  $> 65 M_\odot$  from cluster turn-offs and higher luminosities than their core He-burning counterparts (Crowther et al. 1995a), and hence are very rare. They differ from ‘classical’ He core-burning WR stars in that they represent an extension of the upper

\* Email: chris.rosslowe@sheffield.ac.uk

main-sequence, and are thought to be H-burning. We treat these objects separately from other WN stars when calibrating absolute magnitudes.

Our knowledge of the Galaxy's Wolf-Rayet content rests on the successive achievements of tailored imaging surveys. The use of narrow-band selection techniques was pioneered by Massey & Conti (1983) and Moffat & Shara (1983) to identify extra-galactic WR stars, taking advantage of strong WR star emission lines at optical wavelengths. Shara et al. (1991, 1999) applied similar methods to push the extent of the known Galactic population beyond 5 kpc from the Sun, and extension to near-IR wavelengths has facilitated yet deeper investigation of the Galactic disk (Shara et al. 2009, 2012). Another distinctive feature of WR stars - the near-IR excess caused by free-free emission in their winds - has been exploited to yield further discoveries (Homeier et al. 2003; Hadfield et al. 2007; Mauerhan, Van Dyk & Morris 2011). These efforts, alongside several serendipitous discoveries (e.g., Clark et al. 2005, Mauerhan et al. 2010a), have brought the recognised Galactic WR star population to  $\sim 635$  as of March 2014<sup>1</sup>.

Several attempts have been made to determine the total number of WR stars in the Galaxy. Maeder & Lequeux (1982) used the then-known 157 WR stars to arrive at a total of  $\sim 1,200$  by assuming the surface density of WR stars to vary with Galactocentric radius ( $R_G$ ) in the same way as giant HII-regions, including a dearth at  $R_G \lesssim 3$  kpc. To emphasise the need for IR investigation, Shara et al. (1999) created a model WR star population featuring a stellar disk of exponentially increasing density towards  $R_G = 0$ . From this they inferred a total of 2,500 Galactic WR stars, or 1,500 if few WR stars inhabit the region  $R_G \lesssim 3$  kpc, as the decline in gas density suggests (barring the inner 500 pc). van der Hucht (2001) arrived at a much higher 6,500 WR stars by extrapolating the surface density of local WR stars ( $7 \text{ kpc} < R_G < 12 \text{ kpc}$ ) across the entire disk, neglecting the decrease in star formation rate interior to  $R_G \sim 3$  kpc. Most recently, in the light of numerous WR star discoveries in IR surveys, Shara et al. (2009) presented an updated population model - still featuring an exponential disk of stars - yielding a total of 6,400. The same work also suggested that observations of WR stars as faint as  $K \simeq 15.5$  mag are necessary to achieve a completeness of 95%.

The Galaxy provides a range of environments over which to test various predictions of massive star evolution, which has long been expected to depend on metallicity ( $Z$ ). As the winds of hot stars are driven by the transfer of photon momentum to metal-lines (see Puls, Vink & Najarro (2008) for a recent review), and mass-loss dominates the evolutionary fate of the most massive stars, we expect to observe differences between the population of evolved massive stars in the metal-rich Galactic Centre (GC) regions, and that of the metal-poor outer Galaxy. Smith (1968) first observationally demonstrated evidence for differences in WR populations between the Milky Way and Magellanic Clouds. Crowther et al. (2002) showed that WC subtype variations are primarily a consequence of denser stellar winds at higher metallicity, while WN stars have long been known to be a more heterogeneous group. Increased mass-loss is predicted

to have two main effects of WR surface properties; more efficient removal of outer (hydrogen-rich) layers will lead to quicker progression through post main-sequence evolutionary phases i.e., from WN to WC stages, and the accelerated spin-down of a star due to loss of angular momentum will inhibit various internal mixing processes, with implications for the lifetimes of evolutionary phases (Maeder & Meynet 2000). Systematic testing of such predictions requires statistically significant, unbiased samples of evolved massive stars, currently only available through IR investigation of the Galactic disk.

An improved set of IR tools are necessary to reveal and characterise the full Galactic WR population, allowing accurate distances and classifications to be obtained. In Section 2 we introduce improved near-IR absolute magnitude-spectral type calibrations for WR stars. In Section 3 these calibrations are applied to estimate distances to the majority of the known WR population, from which the radial variation of WR subtypes is obtained, allowing a comparison with evolutionary model predictions. In Section 4 we develop a toy model to estimate the global WR population of the Milky Way. Finally, we make predictions about the detectability of WR stars, which may be of interest to those planning future surveys. Our findings are summarised in Section 5. Appendix A lists all 322 Galactic Wolf-Rayet stars discovered since the VIIth catalogue of van der Hucht (2001) and its Annex (van der Hucht 2006).

## 2 CALIBRATION OF IR ABSOLUTE MAGNITUDES FOR WR STARS

van der Hucht (2001) reviewed and updated the  $v$ -band absolute magnitude for Galactic Wolf-Rayet stars. However, the accuracy and usefulness of this relation is limited by the relatively small number of WR stars observable at optical wavelengths. Recent discoveries of visibly obscured WR stars provide a much larger sample, from which broad-band calibrations in the near-IR may be obtained. In this section we present a calibration of absolute magnitudes over the wavelength range  $1\text{--}8\mu\text{m}$  for each WR spectral type, extending earlier results by Crowther et al. (2006b) via additional WR stars located within star clusters that have been identified within the past decade.

### 2.1 Calibration sample

Adopted distances and spectral types for the WR stars used for our IR absolute magnitude calibration are shown in Tables 1, 2 & 3 for WC/WO stars, WN stars, and WR stars in binary systems with OB companions respectively. This sample is drawn from an updated online catalogue of Galactic WR stars<sup>1</sup> and totals 126, with 91 inhabiting clusters, 26 in OB associations and 9 appearing 'isolated'. By subtype, 85 of these are Nitrogen (WN) type, 40 Carbon (WC) type, and 1 Oxygen (WO) type. For OB associations that have been historically well studied at optical wavelengths, membership is taken from Lundström & Stenholm (1984). For WR stars in visually obscured clusters we generally accept the membership conclusions of the discovering author(s), except where noted.

For most star clusters and associations considered, there

<sup>1</sup> <http://pacrowther.staff.shef.ac.uk/WRcat/>

is typically more than one distance measurement to be found in the literature. Where these measurements are in general agreement we favour methods of OB-star spectrophotometry over main-sequence fitting. A small number of WR stars, in relative isolation, have kinematic distances derived from velocity measurements of an associated nebula; we accept these distances but remain wary of kinematic distance estimates in general because of their sensitivity to the assumed Galactic rotation curve.

Where multiple consistent distance estimates are found in the literature we take an average of the reported distances - weighted by the square of the inverse uncertainty reported on each (e.g., Westerlund 1 and Car OB1) - indicated by multiple references in Tables 1 – 3. Cases in which inconsistent distances have been reported in the literature are discussed further in Appendix B.

**Table 1.** Apparently single dust-free WO and WC stars, and dust-producing WC stars of known distance used to calibrate near-IR absolute magnitudes by spectral type. New nomenclature is explained in Appendix A.

| Sp. Type    | WR#    | Cluster              | Association | Distance (kpc)  | Ref    | $J$   | $H$   | $K_S$ | Ref   | $A_{K_S}^J$ | $A_{K_S}^H$ | $\bar{A}_{K_S}$              | $M_{K_S}$         |
|-------------|--------|----------------------|-------------|-----------------|--------|-------|-------|-------|-------|-------------|-------------|------------------------------|-------------------|
| <b>WO2</b>  | 142    | Berkeley 87          |             | $1.23 \pm 0.04$ | 1      | 9.54  | 8.89  | 8.60  | a,a,a | 0.40        | 0.41        | $0.41 \pm 0.01$              | $-2.26 \pm 0.07$  |
| <b>WC4</b>  | 144    |                      | Cyg OB2     | $1.40 \pm 0.08$ | 2      | 9.41  | 8.59  | 7.71  | a,a,a | 0.51        | 0.43        | $0.48 \pm 0.02$              | $-3.50 \pm 0.13$  |
| <b>WC5</b>  | 111    |                      | Sgr OB1     | $1.9 \pm 0.2$   | 3, 4   | 7.28  | 7.14  | 6.51  | a,a,a | 0.07        | 0.07        | $0.07 \pm 0.01$              | $-4.95 \pm 0.23$  |
|             | 114    |                      | Ser OB1     | $2.05 \pm 0.09$ | 5, 6   | 8.98  | 8.43  | 7.61  | a,a,a | 0.36        | 0.34        | $0.35 \pm 0.02$              | $-4.30 \pm 0.10$  |
| <b>WC6</b>  | 23     |                      | Car OB1     | $2.6 \pm 0.2$   | 7, 8   | 7.89  | 7.60  | 7.06  | a,a,a | 0.10        | ...         | $0.10 \pm 0.03$              | $-5.12 \pm 0.17$  |
|             | *48-4  | Danks 1              |             | $4.16 \pm 0.60$ | 9      | 13.16 | 11.82 | 10.78 | a,a,a | 0.84        | 0.65        | $0.75 \pm 0.03$              | $-3.06 \pm 0.32$  |
|             | 154    |                      | Cep OB1     | $3.5 \pm 1.0$   | 10     | 9.30  | 9.01  | 8.29  | a,a,a | 0.19        | 0.20        | $0.19 \pm 0.01$              | $-4.62 \pm 0.62$  |
| <b>WC7</b>  | 14     |                      | Anon Vel a  | $2.0 \pm 0.1$   | 11     | 7.49  | 7.25  | 6.61  | a,a,a | 0.12        | 0.07        | $0.11 \pm 0.01$              | $-5.00 \pm 0.11$  |
|             | 68     |                      | Cir OB1     | $3.6 \pm 0.3$   | 12     | 9.90  | 9.39  | 8.75  | a,a,a | 0.25        | 0.08        | $0.20 \pm 0.02$              | $-4.23 \pm 0.18$  |
| <b>WC8</b>  | 48-3   | (G305.4+0.1)/Danks 1 |             | $4.16 \pm 0.60$ | 9      | 10.75 | 9.57  | 8.77  | a,a,a | 0.74        | 0.59        | $0.67 \pm 0.03$              | $-4.99 \pm 0.32$  |
|             | 48-2   | Danks 2              |             | $4.16 \pm 0.60$ | 9      | 10.83 | 9.83  | 8.98  | a,a,a | 0.67        | 0.66        | $0.67 \pm 0.03$              | $-4.78 \pm 0.32$  |
|             | 77g    | Westerlund 1         |             | $4.0 \pm 0.2$   | 13, 14 | 11.81 | 10.40 | 9.53  | b,b,b | 0.88        | 0.69        | $0.81 \pm 0.04$              | $-4.29 \pm 0.13$  |
|             | 102k   | Quintuplet           |             | $8.00 \pm 0.25$ | 15, 16 | 16.71 | 13.45 | 11.19 | d,d,a | 2.49        | 2.55        | $2.50 \pm 0.08$              | $-5.83 \pm 0.12$  |
|             | *124-1 | Glimpse 20           |             | $4.45 \pm 0.65$ | 17     | ...   | 10.38 | 9.19  | a,a   | ...         | 1.14        | $1.14 \pm 0.10$              | $-5.20 \pm 0.33$  |
|             | 135    |                      | Cyg OB3     | $1.9 \pm 0.2$   | 18     | 7.23  | 7.11  | 6.66  | a,a,a | 0.07        | 0.10        | $0.08 \pm 0.01$              | $-4.81 \pm 0.23$  |
| <b>WC9</b>  | 77p    | Westerlund 1         |             | $4.0 \pm 0.2$   | 13, 14 | 10.12 | 9.09  | 8.29  | b,b,b | 0.76        | 0.76        | $0.76 \pm 0.05$              | $-5.48 \pm 0.16$  |
|             | 101f   | GC                   |             | $8.00 \pm 0.25$ | 15, 16 | 18.78 | 15.43 | 13.11 | e,e,e | 2.65        | 2.78        | $2.72 \pm 0.04$              | $-4.12 \pm 0.08$  |
|             | 101oa  | GC                   |             | $8.00 \pm 0.25$ | 15, 16 | 18.48 | 15.43 | 13.01 | e,e,e | 2.56        | 2.92        | $2.72 \pm 0.04$              | $-4.23 \pm 0.08$  |
|             | 102h   | Quintuplet           |             | $8.00 \pm 0.25$ | 15, 16 | 16.62 | 13.51 | 11.34 | d,d,a | 2.47        | 2.58        | $2.50 \pm 0.08$              | $-5.68 \pm 0.12$  |
| <b>WC8d</b> | 53     |                      |             | $4.00 \pm 1.00$ | 19     | 8.75  | 7.92  | 6.84  | a,a,a | ...         | ...         | $0.29 \pm 0.09^\ddagger$     | $-6.43 \pm 0.55$  |
|             | 102e   | Quintuplet           |             | $8.00 \pm 0.25$ | 15, 16 | 17.5  | 13.3  | 10.4  | d,d,d | ...         | ...         | $3.1 \pm 0.5^\ddagger$       | $-7.22 \pm 0.51$  |
|             | 102f   | Quintuplet           |             | $8.00 \pm 0.25$ | 15, 16 | ...   | ...   | 10.4  | c     | ...         | ...         | $3.1 \pm 0.5^\ddagger$       | $-7.22 \pm 0.51$  |
|             | 113    |                      |             | $2.0 \pm 0.2$   | 20     | 7.02  | 6.28  | 5.49  | a,a,a | ...         | ...         | $0.38 \pm 0.01^\ddagger$     | $-6.37 \pm 0.22$  |
| <b>WC9d</b> | 65     |                      | Cir OB1     | $3.6 \pm 0.3$   | 12     | 8.46  | 7.28  | 6.17  | a,a,a | ...         | ...         | $0.91 \pm 0.04^\ddagger$     | $-7.45 \pm 0.19$  |
|             | 77aa   | Westerlund 1         |             | $4.00 \pm 0.25$ | 13,14  | 10.04 | 8.21  | 6.72  | b,b,b | ...         | ...         | $1.01 \pm 0.14^\ddagger$     | $-7.30 \pm 0.20$  |
|             | 77b    | Westerlund 1         |             | $4.00 \pm 0.25$ | 13,14  | 9.69  | 7.84  | 6.41  | b,b,b | ...         | ...         | $1.01 \pm 0.14^\ddagger$     | $-7.61 \pm 0.20$  |
|             | 77i    | Westerlund 1         |             | $4.00 \pm 0.25$ | 13,14  | 10.13 | 7.64  | 6.90  | b,b,b | ...         | ...         | $1.01 \pm 0.14^\ddagger$     | $-7.12 \pm 0.22$  |
|             | 77l    | Westerlund 1         |             | $4.00 \pm 0.25$ | 13,14  | 10.31 | 8.56  | 7.38  | b,b,b | ...         | ...         | $1.01 \pm 0.14^\ddagger$     | $-6.64 \pm 0.20$  |
|             | 77m    | Westerlund 1         |             | $4.00 \pm 0.25$ | 13,14  | 11.26 | 9.51  | 8.23  | b,b,b | ...         | ...         | $1.01 \pm 0.14^\ddagger$     | $-5.79 \pm 0.20$  |
|             | 77n    | Westerlund 1         |             | $4.00 \pm 0.25$ | 13,14  | 9.85  | 7.97  | 7.28  | b,b,b | ...         | ...         | $1.01 \pm 0.14^\ddagger$     | $-6.74 \pm 0.20$  |
|             | 95     | Trumpler 27          |             | $2.5 \pm 0.5$   | 21     | 8.29  | 6.67  | 5.27  | a,a,a | ...         | ...         | $0.66 \pm 0.03^{\ddagger b}$ | $-7.38 \pm 0.44$  |
|             | 101ea  | GC                   |             | $8.00 \pm 0.25$ | 15,16  | 17.79 | 13.46 | 10.50 | f,f,f | ...         | ...         | $3.2 \pm 0.2$                | $-7.22 \pm 0.22$  |
|             | 102-2  | Quintuplet           |             | $8.00 \pm 0.25$ | 15,16  | ...   | ...   | 10.30 | c     | ...         | ...         | $3.1 \pm 0.5^\ddagger$       | $-7.32 \pm 0.51$  |
|             | 102-3  | Quintuplet           |             | $8.00 \pm 0.25$ | 15,16  | 15.49 | 11.71 | 9.32  | d,d,d | ...         | ...         | $3.1 \pm 0.5^\ddagger$       | $-8.30 \pm 0.51$  |
|             | 104    |                      |             | $2.6 \pm 0.7$   | 4      | 6.67  | 4.34  | 2.42  | a,a,a | ...         | ...         | $0.86 \pm 0.02^\ddagger$     | $-10.44 \pm 0.64$ |

Continued on next page...

Continued from previous page

| Sp. Type | WR#   | Cluster     | Association | Distance (kpc)  | Ref | $J$   | $H$   | $K_S$ | Ref   | $A_{K_S}^J$ | $A_{K_S}^H$ | $\bar{A}_{K_S}$       | $M_{K_S}$        |
|----------|-------|-------------|-------------|-----------------|-----|-------|-------|-------|-------|-------------|-------------|-----------------------|------------------|
|          | 111a  | SGR 1806-20 |             | $8.70 \pm 1.65$ | 22  | ...   | 13.76 | 11.60 | g,g   | ...         | ...         | $3.0 \pm 0.3^\dagger$ | $-6.10 \pm 0.51$ |
|          | 118-1 | Quartet     |             | $6.3 \pm 0.2$   | 17  | 13.22 | 10.14 | 8.09  | a,a,a | ...         | ...         | $1.6 \pm 0.4^\dagger$ | $-7.51 \pm 0.41$ |

\*Indicates updated spectral types based on an improved near-IR classification scheme.

Distance references: (1)Turner et al. (2006), (2)Rygl et al. (2012), (3)Mel'Nik & Dambis (2009), (4)Tuthill et al. (2008), (5)Hillenbrand et al. (1993), (6)Djurašević et al. (2001), (7)Smith (2006), (8)Hur, Sung & Bessell (2012), (9)Davies et al. (2012a), (10)Cappa et al. (2010), (11)Lundström & Stenholm (1984), (12)Vazquez et al. (1995), (13)Kothés & Dougherty (2007), (14)Koumpia & Bonanos (2012), (15)Reid et al. (2009), (16)Gillessen et al. (2013), (17)Messineo et al. (2009), (18)Reid et al. (2011), (19)Martín, Cappa & Testori (2007), (20)Esteban & Rosado (1995), (21)Crowther et al. (2006b), (22)Bibby et al. (2008).

Photometry references: (a)2MASS, (b)Crowther et al. (2006b), (c)Liermann, Hamann & Oskinova (2009), (d)Figer, McLean & Morris (1999), (e)Dong, Wang & Morris (2012), (f)Eikenberry et al. (2004), (g)Bibby et al. (2008).

Extinction:  $^\dagger$ Average of parent cluster,  $^\ddagger A_v$  taken from van der Hucht (2001) and converted using  $A_K = 0.12A_v$ .

**Table 2.** Apparently single WN stars (and those with an insignificant companion contribution at IR wavelengths) of known distance used to calibrate near-IR absolute magnitudes by spectral type. New nomenclature is explained in Appendix A.

| Spect Type  | WR#    | Cluster         | Association | Distance(kpc)   | Ref    | $J$   | $H$   | $K_S$ | Ref   | $A_{K_S}^J$ | $A_{K_S}^H$ | $\bar{A}_{K_S}$ | $M_{K_S}$        |
|-------------|--------|-----------------|-------------|-----------------|--------|-------|-------|-------|-------|-------------|-------------|-----------------|------------------|
| <b>WN2b</b> | 2      |                 | Cas OB1     | $2.4 \pm 0.8$   | 23     | 10.04 | 9.78  | 9.45  | a,a,a | 0.33        | 0.52        | $0.40 \pm 0.02$ | $-2.86 \pm 0.72$ |
| <b>WN3b</b> | 46     |                 | Cru OB4     | $4.00 \pm 0.85$ | 24, 25 | 10.20 | 10.08 | 9.83  | a,a,a | 0.23        | 0.39        | $0.27 \pm 0.01$ | $-3.45 \pm 0.46$ |
| <b>WN4b</b> | 1      |                 | Cas OB7     | $2.3 \pm 0.5$   | 3      | 8.21  | 7.86  | 7.48  | a,a,a | 0.17        | 0.15        | $0.17 \pm 0.01$ | $-4.49 \pm 0.47$ |
|             | 6      |                 |             | $1.80 \pm 0.27$ | 26     | 6.35  | 6.23  | 5.89  | a,a,a | 0.04        | 0.09        | $0.05 \pm 0.01$ | $-5.44 \pm 0.33$ |
|             | 7      |                 |             | $5.5 \pm 0.5$   | 27     | 9.97  | 9.67  | 9.27  | a,a,a | 0.16        | 0.19        | $0.17 \pm 0.01$ | $-4.60 \pm 0.20$ |
|             | 18     |                 | Car OB1     | $2.6 \pm 0.2$   | 7, 8   | 8.57  | 8.21  | 7.68  | a,a,a | 0.25        | 0.36        | $0.27 \pm 0.02$ | $-4.67 \pm 0.17$ |
|             | 35b    | Sher 1          |             | $10.0 \pm 1.4$  | 28     | 10.95 | 10.35 | 9.76  | a,a,a | 0.39        | 0.46        | $0.41 \pm 0.03$ | $-5.65 \pm 0.31$ |
| <b>WN6b</b> | *102c  | Quintuplet      |             | $8.00 \pm 0.25$ | 15, 16 | ...   | 13.12 | 11.53 | d,d   | ...         | 1.78        | $1.78 \pm 0.38$ | $-4.77 \pm 0.44$ |
|             | 111c   | SGR 1806-20     |             | $8.70 \pm 1.65$ | 22     | ...   | 14.03 | 12.16 | f,f   | ...         | 2.25        | $2.25 \pm 0.15$ | $-4.79 \pm 0.44$ |
|             | 134    |                 | Cyg OB3     | $1.9 \pm 0.2$   | 18     | 6.72  | 6.52  | 6.13  | a,a,a | 0.10        | 0.17        | $0.12 \pm 0.01$ | $-5.39 \pm 0.23$ |
|             | 136    |                 | Cyg OB1     | $1.3 \pm 0.2$   | 29     | 6.13  | 5.90  | 5.56  | a,a,a | 0.09        | 0.10        | $0.09 \pm 0.01$ | $-5.10 \pm 0.33$ |
| <b>WN7b</b> | 77sc   | Westerlund 1    |             | $4.0 \pm 0.2$   | 13, 14 | 10.34 | 9.11  | 8.37  | b,b,b | 0.76        | 0.66        | $0.74 \pm 0.05$ | $-5.38 \pm 0.16$ |
|             | 111-2  | Cl 1813-178     |             | $3.6 \pm 0.7$   | 30     | 9.62  | 8.60  | 7.94  | a,a,a | 0.62        | 0.55        | $0.59 \pm 0.03$ | $-5.44 \pm 0.42$ |
| <b>WN3</b>  | 152    |                 | Cep OB1     | $3.5 \pm 1.0$   | 10     | 10.49 | 10.32 | 10.04 | a,a,a | 0.26        | 0.43        | $0.31 \pm 0.02$ | $-2.99 \pm 0.62$ |
| <b>WN5</b>  | 77e    | Westerlund 1    |             | $4.0 \pm 0.2$   | 13, 14 | 11.70 | 10.30 | 9.70  | b,b,b | 0.87        | 0.62        | $0.79 \pm 0.06$ | $-4.10 \pm 0.16$ |
|             | 77q    | Westerlund 1    |             | $4.0 \pm 0.2$   | 13, 14 | 11.92 | 10.84 | 10.26 | b,b,b | 0.70        | 0.59        | $0.67 \pm 0.04$ | $-3.42 \pm 0.13$ |
|             | 77sd   | Westerlund 1    |             | $4.0 \pm 0.2$   | 13, 14 | 12.36 | 11.08 | 10.25 | b,b,b | 0.92        | 0.94        | $0.93 \pm 0.04$ | $-3.69 \pm 0.13$ |
| <b>WN6</b>  | 67     | Pismis 20       | Cir OB1     | $3.6 \pm 0.3$   | 12     | 9.28  | 8.86  | 8.45  | a,a,a | 0.31        | 0.35        | $0.32 \pm 0.02$ | $-4.65 \pm 0.18$ |
|             | 77sb   | Westerlund 1    |             | $4.0 \pm 0.2$   | 13, 14 | 11.00 | 9.98  | 9.45  | b,b,b | 0.65        | 0.52        | $0.61 \pm 0.04$ | $-4.17 \pm 0.12$ |
|             | 77a    | Westerlund 1    |             | $4.0 \pm 0.2$   | 13, 14 | 11.72 | 10.67 | 10.00 | b,b,b | 0.73        | 0.72        | $0.73 \pm 0.04$ | $-3.74 \pm 0.13$ |
|             | 77s    | Westerlund 1    |             | $4.0 \pm 0.2$   | 13, 14 | 10.77 | 9.72  | 9.20  | b,b,b | 0.66        | 0.51        | $0.61 \pm 0.04$ | $-4.42 \pm 0.12$ |
|             | 85     |                 |             | $2.8 \pm 1.1$   | 31     | ...   | 7.94  | 7.48  | a,a   | ...         | 0.43        | $0.43 \pm 0.16$ | $-5.19 \pm 0.87$ |
|             | *101o  | GC              |             | $8.00 \pm 0.25$ | 15, 16 | 17.94 | 14.13 | 11.60 | e,e,e | 3.00        | 3.20        | $3.11 \pm 0.04$ | $-6.02 \pm 0.08$ |
|             | 115    |                 | Ser OB1     | $2.05 \pm 0.09$ | 5, 6   | 7.99  | 7.42  | 6.95  | a,a,a | 0.41        | 0.44        | $0.42 \pm 0.02$ | $-5.03 \pm 0.10$ |
| <b>WN7</b>  | 75ba   |                 |             | $4.1 \pm 0.4$   | 32     | 10.22 | 9.29  | 8.91  | a,a,a | 0.56        | 0.39        | $0.51 \pm 0.04$ | $-4.67 \pm 0.23$ |
|             | 77r    | Westerlund 1    |             | $4.0 \pm 0.2$   | 13, 14 | 11.63 | 10.31 | 9.61  | b,b,b | 0.90        | 0.83        | $0.87 \pm 0.04$ | $-4.27 \pm 0.13$ |
|             | 77j    | Westerlund 1    |             | $4.0 \pm 0.2$   | 13, 14 | 11.36 | 9.97  | 9.28  | b,b,b | 0.93        | 0.82        | $0.89 \pm 0.04$ | $-4.62 \pm 0.13$ |
|             | 77d    | Westerlund 1    |             | $4.0 \pm 0.2$   | 13, 14 | 11.06 | 9.83  | 9.26  | b,b,b | 0.80        | 0.65        | $0.74 \pm 0.04$ | $-4.49 \pm 0.13$ |
|             | *77sa  | Westerlund 1    |             | $4.0 \pm 0.2$   | 13, 14 | 12.11 | 10.75 | 10.04 | b,b,b | 0.92        | 0.85        | $0.89 \pm 0.04$ | $-3.86 \pm 0.13$ |
|             | 78     | NGC 6231        | Sco OB1     | $1.64 \pm 0.03$ | 33     | 5.44  | 5.27  | 4.98  | a,a,a | 0.16        | 0.25        | $0.18 \pm 0.01$ | $-6.27 \pm 0.05$ |
|             | 87     | Halven-Moffat 1 |             | $3.3 \pm 0.3$   | 34     | 8.00  | 7.45  | 7.09  | a,a,a | 0.37        | 0.36        | $0.37 \pm 0.02$ | $-5.88 \pm 0.20$ |
|             | *101ai | GC              |             | $8.00 \pm 0.25$ | 15, 16 | ...   | 14.33 | 12.12 | e,e   | ...         | 2.84        | $2.84 \pm 0.07$ | $-5.23 \pm 0.10$ |
|             | *111-4 | Cl 1813-178     |             | $3.6 \pm 0.7$   | 30     | 10.31 | 9.27  | 8.66  | a,a,a | 0.72        | 0.70        | $0.71 \pm 0.03$ | $-4.84 \pm 0.42$ |
| <b>WN8</b>  | 12●    | Bochum 7        |             | $4.2 \pm 2.1$   | 35     | 8.62  | 8.26  | 7.87  | a,a,a | 0.29        | 0.40        | $0.32 \pm 0.02$ | $-5.57 \pm 1.09$ |
|             | *48-7  | Danks 1         |             | $4.16 \pm 0.60$ | 9      | 9.81  | 8.48  | 7.65  | a,a,a | 0.97        | 1.01        | $0.99 \pm 0.04$ | $-6.43 \pm 0.32$ |
|             | 66     |                 | Cir OB1     | $3.6 \pm 0.3$   | 12     | 8.93  | 8.48  | 8.15  | a,a,a | 0.31        | 0.31        | $0.31 \pm 0.02$ | $-4.94 \pm 0.18$ |

Continued on next page...

Continued from previous page

| Spect Type | WR#    | Cluster              | Association | Distance(kpc)   | Ref    | $J$   | $H$   | $K_S$ | Ref   | $A_{K_S}^J$ | $A_{K_S}^H$ | $\bar{A}_{K_S}$         | $M_{K_S}$        |
|------------|--------|----------------------|-------------|-----------------|--------|-------|-------|-------|-------|-------------|-------------|-------------------------|------------------|
|            | 77c    | Westerlund 1         |             | $4.0 \pm 0.2$   | 13, 14 | 10.89 | 9.57  | 8.86  | b,b,b | 0.90        | 0.85        | $0.88 \pm 0.04$         | $-5.03 \pm 0.13$ |
|            | 77h    | Westerlund 1         |             | $4.0 \pm 0.2$   | 13, 14 | 10.75 | 9.42  | 8.76  | b,b,b | 0.89        | 0.77        | $0.84 \pm 0.04$         | $-5.09 \pm 0.13$ |
|            | 89     | Halven-Moffat 2      |             | $3.3 \pm 0.3$   | 34     | 7.39  | 6.96  | 6.58  | a,a,a | 0.32        | 0.39        | $0.34 \pm 0.02$         | $-6.36 \pm 0.20$ |
|            | 101b   | GC                   |             | $8.00 \pm 0.25$ | 15, 16 | ...   | 13.53 | 11.43 | e,e   | ...         | 2.69        | $2.69 \pm 0.06$         | $-5.77 \pm 0.09$ |
|            | 101nc  | GC                   |             | $8.00 \pm 0.25$ | 15, 16 | 17.38 | 14.23 | 11.91 | e,e,e | 2.60        | 2.99        | $2.79 \pm 0.04$         | $-5.40 \pm 0.08$ |
|            | *101oc | GC                   |             | $8.00 \pm 0.25$ | 15, 16 | 18.66 | 14.93 | 12.61 | e,e,e | 2.89        | 2.99        | $2.94 \pm 0.04$         | $-4.85 \pm 0.08$ |
|            | *101dd | GC                   |             | $8.00 \pm 0.25$ | 15, 16 | 18.96 | 15.43 | 13.01 | e,e,e | 2.84        | 3.12        | $2.98 \pm 0.04$         | $-4.49 \pm 0.08$ |
|            | 102a   | Arches               |             | $8.00 \pm 0.25$ | 15, 16 | 17.17 | 13.26 | 11.02 | h,a,a | 2.94        | 2.88        | $2.91 \pm 0.05$         | $-6.40 \pm 0.10$ |
|            | *102ae | Arches               |             | $8.00 \pm 0.25$ | 15, 16 | 15.43 | 12.40 | 10.62 | i,i,i | 2.28        | 2.25        | $2.27 \pm 0.02$         | $-6.16 \pm 0.07$ |
|            | *102af | Arches               |             | $8.00 \pm 0.25$ | 15, 16 | 15.97 | 12.81 | 10.88 | i,i,i | 2.42        | 2.46        | $2.44 \pm 0.03$         | $-6.08 \pm 0.07$ |
|            | *102ah | Arches               |             | $8.00 \pm 0.25$ | 15, 16 | 15.23 | 12.03 | 10.07 | i,i,i | 2.45        | 2.50        | $2.48 \pm 0.03$         | $-6.92 \pm 0.07$ |
|            | *102al | Arches               |             | $8.00 \pm 0.25$ | 15, 16 | 15.11 | 12.09 | 10.24 | i,i,i | 2.31        | 2.34        | $2.33 \pm 0.02$         | $-6.60 \pm 0.07$ |
|            | 124    |                      |             | $3.35 \pm 0.67$ | 36     | 8.58  | 8.18  | 7.73  | a,a,a | 0.34        | 0.47        | $0.39 \pm 0.02$         | $-5.28 \pm 0.44$ |
| WN9        | *48-6  | (G305.4+0.1)/Danks 1 |             | $4.16 \pm 0.60$ | 9      | 10.21 | 8.57  | 7.58  | a,a,a | 1.19        | 1.24        | $1.21 \pm 0.05$         | $-6.73 \pm 0.32$ |
|            | *48-10 | Danks 1              |             | $4.16 \pm 0.60$ | 9      | 9.42  | 8.15  | 7.48  | a,a,a | 0.86        | 0.79        | $0.83 \pm 0.04$         | $-6.45 \pm 0.32$ |
|            | 48-9   | Danks 1              |             | $4.16 \pm 0.60$ | 9      | 8.26  | 7.27  | 6.61  | a,a,a | 0.72        | 0.77        | $0.74 \pm 0.03$         | $-7.22 \pm 0.32$ |
|            | 77k    | Westerlund 1         |             | $4.0 \pm 0.2$   | 13, 14 | 9.08  | 7.72  | 7.19  | b,b,b | 0.84        | 0.59        | $0.75 \pm 0.04$         | $-6.57 \pm 0.13$ |
|            | *101m  | GC                   |             | $8.00 \pm 0.25$ | 15, 16 | 16.58 | 13.53 | 11.32 | e,e,e | 2.50        | 2.84        | $2.67 \pm 0.03$         | $-5.86 \pm 0.08$ |
|            | *101e  | GC                   |             | $8.00 \pm 0.25$ | 15, 16 | 15.87 | 12.73 | 10.41 | e,e,e | 2.60        | 2.99        | $2.79 \pm 0.04$         | $-6.90 \pm 0.08$ |
|            | *102aa | Arches               |             | $8.00 \pm 0.25$ | 15, 16 | ...   | ...   | 11.18 | j     | ...         | ...         | $2.48 \pm 0.37^\dagger$ | $-5.82 \pm 0.39$ |
|            | *102ad | Arches               |             | $8.00 \pm 0.25$ | 15, 16 | 15.86 | 12.44 | 10.35 | i,i,i | 2.63        | 2.69        | $2.66 \pm 0.03$         | $-6.83 \pm 0.08$ |
|            | *102ag | Arches               |             | $8.00 \pm 0.25$ | 15, 16 | 15.67 | 12.45 | 10.46 | i,i,i | 2.48        | 2.55        | $2.52 \pm 0.03$         | $-6.58 \pm 0.07$ |
|            | *102ai | Arches               |             | $8.00 \pm 0.25$ | 15, 16 | ...   | 12.24 | 10.34 | a,a   | ...         | 2.41        | $2.41 \pm 0.19$         | $-6.59 \pm 0.22$ |
|            | *102aj | Arches               |             | $8.00 \pm 0.25$ | 15, 16 | 16.55 | 13.56 | 11.79 | i,i,i | 2.26        | 2.24        | $2.25 \pm 0.02$         | $-4.98 \pm 0.07$ |
|            | *102bb | Arches               |             | $8.00 \pm 0.25$ | 15, 16 | 15.58 | 12.36 | 10.36 | i,i,i | 2.48        | 2.54        | $2.52 \pm 0.03$         | $-6.67 \pm 0.07$ |
|            | *102bc | Arches               |             | $8.00 \pm 0.25$ | 15, 16 | ...   | 13.14 | 11.20 | i,i   | ...         | 2.47        | $2.47 \pm 0.13$         | $-5.79 \pm 0.16$ |
|            | 102d   | Quintuplet           |             | $8.00 \pm 0.25$ | 15, 16 | 15.58 | 12.40 | 10.50 | d,d,c | 2.41        | 2.42        | $2.42 \pm 0.09$         | $-6.43 \pm 0.15$ |
|            | 102hb  | Quintuplet           |             | $8.00 \pm 0.25$ | 15, 16 | 14.19 | 10.90 | 9.60  | d,d,c | 2.18        | 1.61        | $2.01 \pm 0.09$         | $-6.93 \pm 0.15$ |
|            | 102i   | Quintuplet           |             | $8.00 \pm 0.25$ | 15, 16 | 14.77 | 11.67 | 10.22 | d,a,a | 2.16        | 1.81        | $1.98 \pm 0.05$         | $-6.27 \pm 0.10$ |
|            | 102j   | Quintuplet           |             | $8.00 \pm 0.25$ | 15, 16 | 14.66 | 11.77 | 10.23 | a,a,a | 2.10        | 1.94        | $2.03 \pm 0.03$         | $-6.32 \pm 0.08$ |
|            | 105    |                      | Sgr OB1     | $1.9 \pm 0.2$   | 3, 4   | 7.04  | 6.25  | 5.73  | a,a,a | 0.56        | 0.58        | $0.57 \pm 0.02$         | $-6.24 \pm 0.23$ |
| WN6ha      | 20a1   |                      |             | $8.0 \pm 1.0$   | 37     | 9.61  | 8.84  | 8.34  | a,a,a | 0.61        | 0.65        | $0.63 \pm 0.03$         | $-6.80 \pm 0.38$ |
|            | 20a2   |                      |             | $8.0 \pm 1.0$   | 37     | 9.61  | 8.84  | 8.34  | a,a,a | 0.61        | 0.65        | $0.63 \pm 0.03$         | $-6.80 \pm 0.38$ |
|            | 24     | Coll 228             | Car OB1     | $2.6 \pm 0.2$   | 7, 8   | 6.10  | 6.01  | 5.82  | a,a,a | 0.14        | 0.23        | $0.16 \pm 0.01$         | $-6.42 \pm 0.17$ |
|            | 25•    | Trumpler 16          | Car OB1     | $2.6 \pm 0.2$   | 7, 8   | 6.26  | 5.97  | 5.72  | a,a,a | 0.26        | 0.31        | $0.28 \pm 0.02$         | $-6.63 \pm 0.17$ |
|            | 43A1   | NGC 3603             |             | $7.6 \pm 0.4$   | 38     | 8.57  | 8.36  | 7.78  | k,k,k | 0.38        | 0.77        | $0.49 \pm 0.05$         | $-7.11 \pm 0.16$ |
|            | 43A2   | NGC 3603             |             | $7.6 \pm 0.4$   | 38     | 8.98  | 8.77  | 8.19  | k,k,k | 0.38        | 0.77        | $0.49 \pm 0.04$         | $-6.70 \pm 0.14$ |

Continued on next page...

| Continued from previous page |        |           |             |                 |      |      |      |       |       |             |             |                 |                  |
|------------------------------|--------|-----------|-------------|-----------------|------|------|------|-------|-------|-------------|-------------|-----------------|------------------|
| Spect Type                   | WR#    | Cluster   | Association | Distance(kpc)   | Ref  | $J$  | $H$  | $K_S$ | Ref   | $A_{K_S}^J$ | $A_{K_S}^H$ | $\bar{A}_{K_S}$ | $M_{K_S}$        |
|                              | 43B    | NGC 3603  |             | $7.6 \pm 0.4$   | 38   | 7.78 | 7.70 | 7.08  | k,k,k | 0.34        | 0.83        | $0.47 \pm 0.03$ | $-7.80 \pm 0.13$ |
|                              | 43C●   | NGC 3603  |             | $7.6 \pm 0.4$   | 38   | 8.49 | 8.13 | 7.81  | k,k,k | 0.33        | 0.41        | $0.35 \pm 0.03$ | $-6.95 \pm 0.13$ |
| <b>WN7ha</b>                 | 22●    |           | Car         | $2.6 \pm 0.2$   | 7, 8 | 5.71 | 5.58 | 5.39  | a,a,a | 0.17        | 0.26        | $0.20 \pm 0.03$ | $-6.81 \pm 0.17$ |
|                              | *125-3 | Mercer 23 |             | $6.5 \pm 0.3$   | 39   | 8.65 | 7.84 | 7.33  | l,l,l | 0.64        | 0.70        | $0.67 \pm 0.02$ | $-7.40 \pm 0.10$ |
| <b>WN9ha</b>                 | 79a    | NGC 6231  | Sco OB1     | $1.64 \pm 0.03$ | 33   | 5.15 | 5.09 | 4.90  | a,a,a | 0.14        | 0.25        | $0.17 \pm 0.02$ | $-6.34 \pm 0.05$ |
|                              | 79b    |           | KQ Sco      | $3.5 \pm 0.5$   | 40   | 6.76 | 6.62 | 6.48  | a,a,a | 0.16        | 0.19        | $0.17 \pm 0.01$ | $-6.41 \pm 0.31$ |

\*Indicates updated spectral types based on an improved near-IR classification scheme.

●Spectroscopic binary systems with a dominant WR component at IR wavelengths ( $F^{WR}/F^{sys} > 2/3$ ). Binary detections: (WR 12)Fahed & Moffat (2012), (WR 25)Gamen et al. (2006), (WR 43C)Schnurr et al. (2008), (WR 22)Schweickhardt et al. (1999).

Distance references (1-22 as in Table 1): (23)Arnal et al. (1999), (24)Crowther, Smith & Hillier (1995b), (25)Tovmassian, Navarro & Cardona (1996), (26)Howarth & Schmutz (1995), (27)Cappa et al. (1999), (28)Moffat, Shara & Potter (1991), (29)Garmany & Stencel (1992), (30)Messineo et al. (2011), (31)Vázquez et al. (2005), (32)Cohen, Parker & Green (2005), (33)Sana et al. (2006), (34)Vázquez & Baume (2001), (35)Corti, Bosch & Niemela (2007), (36)Marchenko, Moffat & Crowther (2010), (37)Rauw et al. (2007), (38)Melena et al. (2008), (39)Hanson et al. (2010), (40)Bohannon & Crowther (1999).

Photometry references (a-g as in Table 1): (h)Cotera et al. (1999), (i)Espinoza, Selman & Melnick (2009), (j)Martins et al. (2008), (k)Harayama, Eisenhauer & Martins (2008), (l)Hanson et al. (2010).

Extinction: †Average of parent cluster.



**Table 3.** WR stars in confirmed binary systems (WR+non-WR) used for absolute magnitude-spectral type calibrations.

| WR# | Spect Type  | Cluster/Association | Distance(kpc) | Ref    | JHK <sub>S</sub> <sup>sys</sup> | Ref | Flux ratio<br>$F^{WR}/F^{sys}$ | Extinction               | $M^{WR}$                 |
|-----|-------------|---------------------|---------------|--------|---------------------------------|-----|--------------------------------|--------------------------|--------------------------|
| 11  | WC8+O7.5III |                     | 0.342 ± 0.035 | 41     | $J = 2.12$                      | m   | 0.45 ± 0.32                    | 0.00                     | $M_J = -4.68 ± 0.81$     |
|     |             |                     |               |        | $H = 2.17$                      | m   | 0.48 ± 0.30                    | 0.00                     | $M_H = -4.70 ± 0.72$     |
|     |             |                     |               |        | $K_S = 1.98$                    | m   | 0.60 ± 0.23                    | 0.00                     | $M_{K_S} = -5.14 ± 0.48$ |
| 77o | WN7o+?      | Westerlund 1        | 4.0 ± 0.2     | 13, 14 | $J = 10.34$                     | b   | 0.59 ± 0.10                    | 2.98 ± 0.20              | $M_J = -5.08 ± 0.26$     |
|     |             |                     |               |        | $K_S = 8.37$                    | b   | 0.80 ± 0.10                    | 0.96 ± 0.05              | $M_{K_S} = -5.36 ± 0.23$ |
| 79  | WC7+O5-8V   | Sco OB1             | 1.64 ± 0.03   | 33     | $J = 5.96$                      | a   | 0.41 ± 0.05                    | 0.48 ± 0.03              | $M_J = -4.62 ± 0.14$     |
|     |             |                     |               |        | $K_S = 5.39$                    | a   | 0.45 ± 0.05                    | 0.16 ± 0.01              | $M_{K_S} = -4.97 ± 0.13$ |
| 93  | WC7+O7-9    | Pismis 24           | 2.0 ± 0.2     | tw.    | $K_S = 5.87$                    | a   | 0.73 ± 0.72                    | 0.58 ± 0.03 <sup>‡</sup> | $M_{K_S} = -5.88 ± 1.10$ |
| 127 | WN5+O8.5V   | Vul OB2             | 4.41 ± 0.12   | 42     | $J = 9.18$                      | a   | 0.58 ± 0.17                    | 0.56 ± 0.09              | $M_J = -4.00 ± 0.65$     |
|     |             |                     |               |        | $H = 9.02$                      | a   | 0.59 ± 0.13                    | 0.31 ± 0.05              | $M_H = -3.93 ± 0.26$     |
|     |             |                     |               |        | $K_S = 8.76$                    | a   | 0.67 ± 0.09                    | 0.18 ± 0.03              | $M_{K_S} = -4.21 ± 0.16$ |
| 133 | WN5+O9I     | NGC 6871            | 2.14 ± 0.07   | 43     | $J = 6.32$                      | a   | 0.22 ± 0.05                    | 0.55 ± 0.05              | $M_J = -3.86 ± 0.19$     |
|     |             |                     |               |        | $K_S = 6.25$                    | a   | 0.23 ± 0.05                    | 0.18 ± 0.02              | $M_{K_S} = -4.04 ± 0.19$ |
| 137 | WC7+O9      | Cyg OB1             | 1.3 ± 0.2     | 29     | $J = 7.00$                      | n   | 0.41 ± 0.12                    | 0.59 ± 0.07              | $M_J = -3.19 ± 0.47$     |
|     |             |                     |               |        | $K_S = 6.43$                    | n   | 0.46 ± 0.13                    | 0.19 ± 0.02              | $M_{K_S} = -3.49 ± 0.46$ |
| 139 | WN5+O6III-V | Cyg OB1             | 1.3 ± 0.2     | 29     | $J = 6.70$                      | a   | 0.44 ± 0.06                    | 0.59 ± 0.06              | $M_J = -3.57 ± 0.36$     |
|     |             |                     |               |        | $K_S = 6.33$                    | a   | 0.50 ± 0.07                    | 0.19 ± 0.02              | $M_{K_S} = -3.69 ± 0.36$ |
| 141 | WN5+O5III-V | Cyg OB1             | 1.3 ± 0.2     | 29     | $J = 7.34$                      | a   | 0.65 ± 0.07                    | 0.45 ± 0.15 <sup>†</sup> | $M_J = -3.21 ± 0.34$     |
| 157 | WN5+?       | Markarian 50        | 3.46 ± 0.35   | 44     | $J = 8.22$                      | a   | 0.47 ± 0.10                    | 0.90 ± 0.15              | $M_J = -4.53 ± 0.30$     |
|     |             |                     |               |        | $K_S = 7.73$                    | a   | 0.68 ± 0.10                    | 0.29 ± 0.04              | $M_{K_S} = -4.88 ± 0.36$ |

Distance references (1-40 as in Tables 1 & 2): (41)van Leeuwen (2007), (42)Turner (1980), (43)Malchenko & Tarasov (2009), (44)Baume, Vázquez & Carraro (2004).  
Photometry references (a-l as in Tables 1 & 2): (m)Williams et al. (1990b), (n)Williams et al. (2001).

Spectral types: (WR 11) De Marco & Schmutz (1999), (WR 77o) Crowther et al. (2006b), (WR 79) Smith, Shara & Moffat (1990), (WR 93) Lortet, Testor & Niemela (1984), (WR 127) de La Chevrotière, Moffat & Chené (2011), (WR 133) Underhill & Hill (1994), (WR 137) Williams et al. (2001), (WR 139) Marchenko, Moffat & Koenigsberger (1994), (WR 141) Marchenko, Moffat & Eenens (1998), (WR 157) Smith et al. (1996).

Extinction: <sup>‡</sup> $A_v$  taken from van der Hucht (2001) and converted using  $A_K = 0.12A_v$ . <sup>†</sup>Average extinction taken from WR 136 and WR 139, also members of Cyg OB1.

## 2.2 Classification of WR stars from near-infrared spectra

Spectral types of approximately 50% of our calibration sample have been obtained from optical spectroscopy following Smith, Shara & Moffat (1996) for WN subtypes and Crowther, De Marco & Barlow (1998) for WC and WO subtypes. For the remaining objects, we reassess published spectral types based upon their near-IR (1–5 $\mu$ m) spectra, using an updated version of the scheme from Crowther et al. (2006b). Updated spectral types are shown in Tables 1–3. Diagnostics involve emission line equivalent width ratios drawn from adjacent ionisation stages of the same atomic species. Full details will be presented elsewhere, but we shall briefly discuss the methodology here.

### 2.2.1 WN diagnostics

For WN stars, ratios of He II/He I lines provide the primary classification diagnostics; particularly He II 1.012 $\mu$ m/He I 1.083 $\mu$ m in the J-band and He II+Br $\gamma$ 2.165 $\mu$ m/He II 2.189 $\mu$ m in the K-band. Degeneracies in these primary line ratios between spectral types are lifted by considering various weaker lines. For example, we find WN7–9 types can be distinguished by considering the strength of Si IV 1.190 $\mu$ m relative to He II 1.163 $\mu$ m, while an inspection of spectral morphology in the K-band permits WN4–6 stars to be distinguished using N V 2.100 $\mu$ m and N III 2.116 $\mu$ m.

### 2.2.2 WC diagnostics

For WC stars, ratios of C II–IV provide the primary classification diagnostics, with C IV 1.191 $\mu$ m/C III 0.972 $\mu$ m in the J-band permitting a consistent classification to optical lines. He II 1.012 $\mu$ m/He I 1.083 $\mu$ m also prove useful for classification, although the H-band contains little diagnostic information. However, we find the very strong C IV 1.736 $\mu$ m line to be useful for recognising the dilution effects of hot circumstellar dust (see Section 2.3.2). In the K-band, the ratio of C IV 2.070–2.084 $\mu$ m to C III+He I 2.112–2.114 $\mu$ m serves as a good ionisation diagnostic, but is incapable of discriminating between WC4–6 stars.

### 2.2.3 Accuracy of near IR spectral types

To gain an insight into the reliability of our revised near-IR classification scheme, we have carried out blind-tests using WR stars with optically derived spectral types, and find J and K-band diagnostics provide the highest level of consistency.

For WN stars, an exact 3D spectral type (Smith et al. 1996) can be achieved from low-resolution J through K spectra, with solely the J-band proving criteria for identifying the presence of Hydrogen. We find spectra in J or K alone yield spectral types with an accuracy of  $\pm 1$ , and H-band diagnostics are accurate to  $\pm 2$ .

For WC stars, we find an exact spectral type can be assigned solely from a J-band spectrum. Our K-band diagnostics are capable of  $\pm 1$  spectral type amongst early (WC4–6) types, and exact classification for late (WC7–9). We only find it possible to distinguish between WCE/WCL using spectra from H, L or M bands. For both WN and WC

**Table 4.** Intrinsic colours adopted for each type of WR star, primarily from Crowther et al. (2006b), supplemented with unpublished stellar atmospheric model results for additional types considered here (e.g. WO).

| Sp. type | (J–K <sub>S</sub> ) <sub>0</sub> | (H–K <sub>S</sub> ) <sub>0</sub> |
|----------|----------------------------------|----------------------------------|
| WO2      | 0.11                             | 0.00                             |
| WC4–7    | 0.62                             | 0.58                             |
| WC8      | 0.43                             | 0.38                             |
| WC9      | 0.23                             | 0.26                             |
| WN4–7b   | 0.37                             | 0.27                             |
| WN2–4    | –0.11                            | –0.03                            |
| WN5–6    | 0.18                             | 0.16                             |
| WN7–9    | 0.13                             | 0.11                             |
| WN5–6ha  | –0.015                           | 0.03                             |
| WN7–9ha  | –0.04                            | 0.005                            |

stars, ionisation types at either extreme (WN9,3,2; WC9) are conspicuous in spectral appearance, and can be identified with a higher degree of certainty, usually by inspection of the spectral morphology alone. Stars are only included in our calibration sample if we are confident within  $\pm 1$  of their spectral types.

## 2.3 Photometry and extinction

In general we take JHK<sub>S</sub> photometry for each WR star from the Two Micron All-Sky Survey (2MASS) point source catalogue (Skrutskie et al. 2006), plus IRAC [3.6]–[8.0]( $\mu$ m) photometry from the GLIMPSE survey (Benjamin et al. 2003) for sufficiently isolated sources in the surveyed field.

We require a minimum quality flag of C where 2MASS photometry is used. Many cluster and association members are located in fields too crowded for 2MASS to be useful. In such cases we turn to dedicated observations with higher spatial resolution of the stellar groupings in question (Tables 1–3).

We have attempted to ensure consistency in the near-IR photometry used. For example, observations of WR stars in the Galactic Centre region are assembled by Dong et al. (2012), consisting of Hubble Space Telescope snapshot imaging plus multiple ground-based observations. In this case, to maintain consistency with other assembled photometry, we construct and apply a simple algorithm to convert the Dong et al. JHK<sub>S</sub> values into the 2MASS photometric system (following their equations 7–9). However, in general we regard the slight differences between ground-based filter systems as insignificant, as they have a much smaller effect on calculated absolute magnitudes than that of distance uncertainties.

We calculate an extinction towards each calibration star by evaluating the colour excesses  $E_{J-K_S}$  and  $E_{H-K_S}$ , utilising intrinsic JHK<sub>S</sub> Wolf-Rayet colours given by Crowther et al. (2006b), updated in Table 4. Two values of K<sub>S</sub>-band extinction follow;

$$A_{K_S}^J = E_{J-K_S} \times \left( \frac{A_J}{A_{K_S}} - 1 \right)^{-1}, \quad (1)$$

and

$$A_{K_S}^H = E_{H-K_S} \times \left( \frac{A_H}{A_{K_S}} - 1 \right)^{-1}. \quad (2)$$

**Table 5.** Calibrated near-IR absolute magnitudes for Galactic WR stars. The number of objects used to arrive at each value is indicated in adjacent parentheses. Two uncertainties are shown with each value; formal errors (parenthesised, Equation 5) do not account for the intrinsic spread in magnitude within a WR spectral type - estimated to be  $\sim 0.3$  mag - which is incorporated into the final (nonparenthesised) uncertainty.

| Sp. type | $\bar{M}_J$               | (N)  | $\bar{M}_H$               | (N)  | $\bar{M}_{K_S}$           | (N)  |
|----------|---------------------------|------|---------------------------|------|---------------------------|------|
| WO2      | $-2.15 \pm (0.08) 0.31$   | (1)  | $-2.26 \pm (0.08) 0.31$   | (1)  | $-2.26 \pm (0.07) 0.31$   | (1)  |
| WC4      | $-2.88 \pm (0.13) 0.33$   | (1)  | $-2.92 \pm (0.13) 0.33$   | (1)  | $-3.50 \pm (0.13) 0.33$   | (1)  |
| WC5      | $-3.80 \pm (0.27) 0.40$   | (2)  | $-3.84 \pm (0.27) 0.40$   | (2)  | $-4.40 \pm (0.25) 0.39$   | (2)  |
| WC6      | $-4.03 \pm (0.61) 0.68$   | (3)  | $-4.06 \pm (0.62) 0.69$   | (3)  | $-4.66 \pm (0.61) 0.68$   | (3)  |
| WC7      | $-4.21 \pm (0.20) 0.36$   | (4)  | $-4.25 \pm (0.20) 0.36$   | (2)  | $-4.84 \pm (0.21) 0.36$   | (5)  |
| WC8      | $-4.26 \pm (0.24) 0.38$   | (6)  | $-4.35 \pm (0.22) 0.37$   | (7)  | $-5.04 \pm (0.28) 0.41$   | (7)  |
| WC9      | $-4.42 \pm (0.39) 0.49$   | (4)  | $-4.17 \pm (0.32) 0.44$   | (4)  | $-4.57 \pm (0.38) 0.48$   | (4)  |
| WC8d     | $-5.53 \pm (0.25) 0.39$   | (3)  | $-5.83 \pm (0.23) 0.38$   | (3)  | $-6.57 \pm (0.27) 0.41$   | (4)  |
| WC9d     | $-6.34 \pm 0(.25) 0.39$   | (12) | $-6.63 \pm (0.21) 0.37$   | (13) | $-7.06 \pm (0.20) 0.36$   | (14) |
| WN2b     | $-2.97 \pm (0.73) 0.79$   | (1)  | $-2.89 \pm (0.73) 0.78$   | (1)  | $-2.86 \pm (0.72) 0.78$   | (1)  |
| WN3b     | $-3.56 \pm (0.46) 0.55$   | (1)  | $-3.48 \pm (0.46) 0.55$   | (1)  | $-3.45 \pm (0.46) 0.55$   | (1)  |
| WN4b     | $-4.48 \pm (0.23) 0.38$   | (5)  | $-4.58 \pm (0.23) 0.38$   | (5)  | $-4.85 \pm (0.23) 0.38$   | (5)  |
| WN5b     | $-4.70 \pm (0.16) 0.34^a$ | (0)  | $-4.74 \pm (0.16) 0.34^a$ | (0)  | $-5.00 \pm (0.16) 0.34^a$ | (0)  |
| WN6b     | $-4.93 \pm (0.23) 0.38$   | (2)  | $-4.90 \pm (0.22) 0.37$   | (4)  | $-5.16 \pm (0.22) 0.37$   | (4)  |
| WN7b     | $-5.02 \pm (0.16) 0.34$   | (2)  | $-5.12 \pm (0.19) 0.36$   | (2)  | $-5.38 \pm (0.15) 0.34$   | (2)  |
| WN3      | $-3.10 \pm (0.62) 0.69$   | (1)  | $-3.02 \pm (0.62) 0.69$   | (1)  | $-2.99 \pm (0.62) 0.69$   | (1)  |
| WN4      | $-3.36 \pm (0.32) 0.44^a$ | (0)  | $-3.33 \pm (0.32) 0.44^a$ | (0)  | $-3.39 \pm (0.32) 0.44^a$ | (0)  |
| WN5      | $-3.63 \pm (0.16) 0.34$   | (8)  | $-3.66 \pm (0.15) 0.34$   | (4)  | $-3.86 \pm (0.15) 0.34$   | (7)  |
| WN6      | $-4.47 \pm (0.30) 0.43$   | (6)  | $-4.74 \pm (0.34) 0.45$   | (7)  | $-4.94 \pm (0.34) 0.46$   | (7)  |
| WN7      | $-5.32 \pm (0.34) 0.45$   | (9)  | $-5.01 \pm (0.28) 0.41$   | (9)  | $-5.49 \pm (0.30) 0.42$   | (10) |
| WN8      | $-5.94 \pm (0.19) 0.35$   | (15) | $-5.78 \pm (0.19) 0.36$   | (16) | $-5.82 \pm (0.20) 0.36$   | (16) |
| WN9      | $-6.18 \pm (0.18) 0.35$   | (15) | $-6.19 \pm (0.16) 0.34$   | (17) | $-6.32 \pm (0.15) 0.33$   | (18) |
| WN6ha    | $-6.98 \pm (0.17) 0.34$   | (8)  | $-6.94 \pm (0.19) 0.36$   | (8)  | $-7.00 \pm (0.18) 0.35$   | (8)  |
| WN7ha    | $-7.33 \pm (0.25) 0.39$   | (2)  | $-7.26 \pm (0.27) 0.40$   | (2)  | $-7.24 \pm (0.28) 0.41$   | (2)  |
| WN9ha    | $-6.38 \pm (0.07) 0.31$   | (2)  | $-6.33 \pm (0.07) 0.31$   | (2)  | $-6.34 \pm (0.05) 0.30$   | (2)  |

<sup>a</sup>Average of adjacent types since no stars of this type are available for calibration.

The second terms in Equations 1 and 2 require knowledge of the near-IR extinction law.

Due to the growing body of evidence suggesting a difference in dust properties toward the GC, we employ two different Galactic near-IR extinction laws. For stars in the GC region ( $358^\circ < l < 2^\circ, |b| < 1^\circ$ ) we use the line-derived extinction law of Fritz et al. (2011) ( $A_J/A_{K_S} = 3.05 \pm 0.07, A_H/A_{K_S} = 1.74 \pm 0.03$ ). For all other Galactic sight lines we use the law of Stead & Hoare (2009) ( $A_J/A_{K_S} = 3.1 \pm 0.2, A_H/A_{K_S} = 1.71 \pm 0.09$ ) – an updated form of that provided by Indebetouw et al. (2005). For the purpose of calculating the absolute magnitude of each calibration star, we take an average,  $\bar{A}_{K_S}$ , from Equations 1 and 2. Since extinction in the IRAC bands is lower, we opt for a more straightforward approach and use the relations given by Indebetouw et al. (2005), independent of sight line.

A minority of stars in our calibration sample only have single-band photometry available, preventing an extinction calculation by colour excess. For these objects we resort to one of two alternatives; we adopt the average  $A_{K_S}$  calculated for other O or WR stars in the cluster/association if sufficient numbers are available, or we take  $A_v$  as listed in van der Hucht (2001) and convert this using  $A_{K_S} \simeq 0.11A_v \simeq 0.12A_v$  (Rieke & Lebofsky 1985). If neither is possible we exclude the star from our sample.

### 2.3.1 Correction for binary companions

For cluster/OB association WR stars in spectroscopically confirmed binary systems, we attempt to correct for the contribution of companion(s) to systemic magnitudes, allowing an absolute magnitude calculation for the WR component. Depending on the information available about the companion star(s), we follow one of two methods to apply these corrections.

If the companion is an OB star of known spectral type, we use the synthetic photometry of Martins & Plez (2006), or *Hipparcos*-based absolute magnitudes (Wegner 2006), to correct for its contribution. Otherwise we determine a WR/companion continuum flux ratio by considering dilution of the WR emission lines in the bands that line measurements are available. The *single star* emission line strengths used to determine WR/companion continuum flux ratios are presented in Appendix C. If the companion is not an OB-star or is insufficiently bright to notably dilute WR emission lines, it will not make a significant contribution to the combined light. Ten of the WR stars in our calibration sample, detailed in Table 3, have been corrected by one of these methods.

Two systems in our calibration sample are WNha+WNha binaries. There are no known ‘classical’ WR+WR binaries, highlighting the sensitivity of post-MS evolution to initial mass. The fact that WNha+WNha

**Table 6.** Calibrated mid-IR (Spitzer IRAC filters) absolute magnitudes for Galactic WR stars. The number of objects used to arrive at each value is indicated in adjacent parentheses. Two uncertainties are shown with each value; formal errors (parenthesised, Equation 5) do not account for the intrinsic spread in magnitude within a WR spectral type - estimated to be  $\sim 0.3$  mag - which is incorporated into the final (nonparenthesised) uncertainty.

| WR<br>Sp. type | $\bar{M}_{[3.6]}$       | (N) | $\bar{M}_{[4.5]}$       | (N) | $\bar{M}_{[5.8]}$       | (N)  | $\bar{M}_{[8.0]}$       | (N)  |
|----------------|-------------------------|-----|-------------------------|-----|-------------------------|------|-------------------------|------|
| WC5–6          | $-4.34 \pm (0.35) 0.46$ | (2) | $-4.75 \pm (0.35) 0.46$ | (2) | $-5.02 \pm (0.28) 0.41$ | (3)  | $-5.32 \pm (0.29) 0.41$ | (3)  |
| WC7–9          | $-5.96 \pm (0.29) 0.42$ | (4) | $-6.27 \pm (0.33) 0.45$ | (4) | $-6.06 \pm (0.33) 0.45$ | (4)  | $-6.27 \pm (0.34) 0.46$ | (4)  |
| WC8d           | ...                     |     | ...                     |     | $-8.18 \pm (0.55) 0.63$ | (1)  | $-8.47 \pm (0.55) 0.63$ | (1)  |
| WC9d           | $-6.88 \pm (0.48) 0.57$ | (1) | $-7.25 \pm (0.50) 0.58$ | (1) | $-9.29 \pm (0.16) 0.34$ | (4)  | $-9.36 \pm (0.16) 0.34$ | (4)  |
| WN3b           | $-3.59 \pm (0.46) 0.55$ | (1) | $-3.84 \pm (0.46) 0.55$ | (1) | $-4.11 \pm (0.46) 0.55$ | (1)  | $-4.50 \pm (0.46) 0.55$ | (1)  |
| WN6–7b         | $-5.51 \pm (0.41) 0.51$ | (2) | $-5.88 \pm (0.40) 0.50$ | (2) | $-6.14 \pm (0.38) 0.49$ | (2)  | $-6.41 \pm (0.44) 0.53$ | (2)  |
| WN4–6          | $-4.18 \pm (0.13) 0.33$ | (1) | $-4.42 \pm (0.14) 0.33$ | (1) | $-4.71 \pm (0.15) 0.34$ | (1)  | $-5.05 \pm (0.15) 0.33$ | (1)  |
| WN7–9          | $-5.96 \pm (0.39) 0.49$ | (5) | $-6.23 \pm (0.36) 0.47$ | (6) | $-6.53 \pm (0.28) 0.41$ | (12) | $-6.79 \pm (0.30) 0.43$ | (11) |
| WN7ha          | ...                     |     | $-7.74 \pm (0.12) 0.32$ | (1) | $-7.87 \pm (0.12) 0.32$ | (1)  | $-8.22 \pm (0.12) 0.32$ | (1)  |
| WN9ha          | ...                     |     | ...                     |     | $-6.79 \pm (0.31) 0.43$ | (1)  | $-6.90 \pm (0.31) 0.43$ | (1)  |

binaries *are* observed emphasises their similarity to massive O-stars. We separate the light contributions of individual stars to each system by considering mass ratios derived by spectroscopic monitoring of their orbits. The stars making up WR 20a are of identical spectral type and have very similar masses (Rauw et al. 2005), hence we assume an equal light contribution from each star in the J, H and  $K_S$ -bands, and alter the systemic photometry accordingly. Similarly, WR 43A in the NGC 3603 cluster is comprised of two stars with very high measured masses,  $116 \pm 31 M_\odot$  and  $89 \pm 16 M_\odot$  ( $q=0.8 \pm 0.2$ ; Schnurr et al. 2008). Using the mass-luminosity relationship for very massive stars ( $M > 80 M_\odot$ ) provided by Yusof et al. (2013), we arrive at a light ratio of  $1.46 \pm 0.47$  for this system in all bands, assuming identical spectral energy distributions (SEDs). We include the stars of WR 20a and WR 43A under the WN6ha spectral type in Table 2.

### 2.3.2 Treatment of dust-forming WC stars

The majority of WC9, and a diminishing fraction of earlier WC stars, show evidence of periodic or persistent circumstellar dust production (e.g. WR 140, Williams et al. 1990a). Episodes of dust formation occur at perihelion passage in eccentric WC+OB systems, whereas circular orbits allow persistent dust production, enhancing the near-IR flux of the system dramatically. For completeness, we perform near to mid-IR absolute magnitude calibrations for WC8d and WC9d spectral types based on the 18 stars at known distances. However, we do not make any attempt to remove the light contribution of potential companion stars; firstly because their  $K_S$ -band flux is usually insignificant compared to that of the hot circumstellar dust, and secondly because dust production seems to be inextricably linked to the presence of these companions (Crowther 2003).

Thermal emission from hot circumstellar dust dominates the IR colours of dusty WC systems, prohibiting extinction determination via near-IR colour excess. For the dusty systems in our calibration sample we either adopt an average  $A_{K_S}$  for the relevant cluster/association, or its  $A_v$  from van der Hucht (2001) and convert this to the  $K_S$ -band according to  $A_{K_S} \simeq 0.12 A_v$ .

We make an exception of WR 137 - a member of the Cyg OB1 association comprising WC7 and O9( $\pm 0.5$ ) type stars - which displays periodic dust formation episodes concurrent with its 13 yr orbit. Williams et al. (2001) present JHK<sub>S</sub> photometry for this system during a quiescent phase (1992–4), allowing us to derive a  $K_S$ -band flux ratio ( $F_{WR}/F_{sys} = 0.46 \pm 0.13$ ) using line strengths measured from spectra taken during quiescence (W.D. Vacca, priv. comm.), and remove the O-star light. The WC7 component is included in Table 3.

### 2.4 Calibration method and uncertainties

The results of our near-IR absolute magnitude calibrations are presented in Table 5, with mid-IR calibrations shown in Table 6. Figures 1 and 2 present the  $K_S$ -band absolute magnitudes for WN and WC stars, respectively. We use a weighted mean method to arrive at an average absolute magnitude for each WR spectral type, computed by

$$\bar{M} = \sum_{i=1}^n \frac{p_i M_i}{p}, \quad (3)$$

using weights

$$p_i = \frac{1}{s_i^2}, \quad p = \sum_{i=1}^n p_i, \quad (4)$$

where  $s_i$  is the error in absolute magnitude ( $M_i$ ) - invariably dominated by distance uncertainty - calculated for each of the  $n$  WR stars of that type. We calculate a formal error ( $\sigma$ ) on each calibrated absolute magnitude value by combining two uncertainty estimates for weighted data:

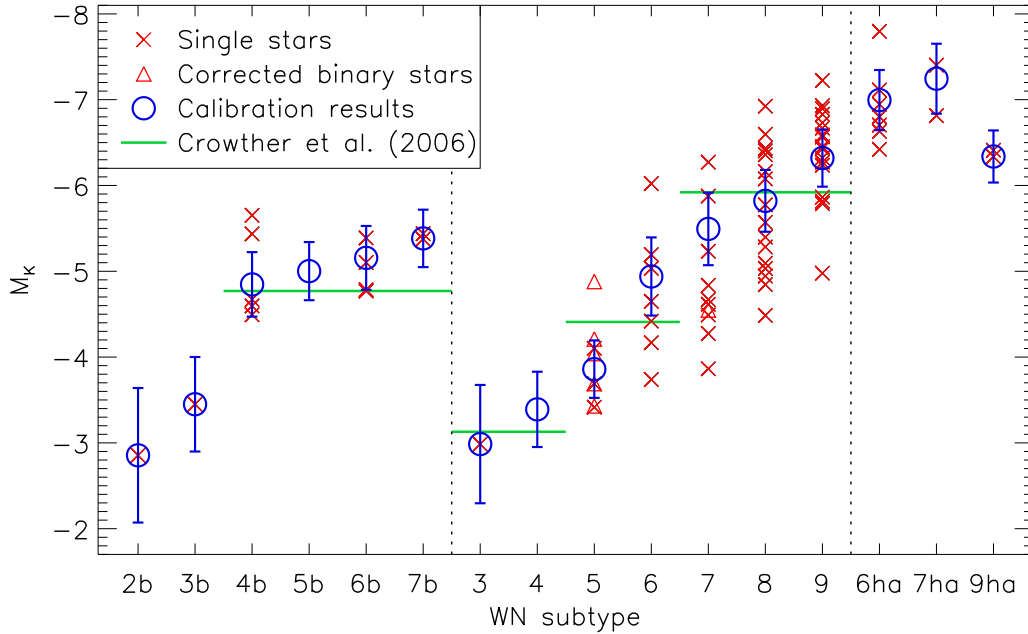
$$\sigma = \sqrt{\sigma_1^2 + \sigma_2^2}, \quad (5)$$

where

$$\sigma_1 = \frac{1}{\sqrt{p}}, \quad (6)$$

and

$$\sigma_2 = \sqrt{\frac{\sum_{i=1}^n p_i (M_i - \bar{M})^2}{p(n-1)}}. \quad (7)$$



**Figure 1.** Calibration of  $M_{K_S}$  for WN spectral types. Broad-line stars are on the left, weak-line (including ‘WN#o’ and ‘WN#h’ stars) in the centre, and ‘WN#ha’ stars to the right. Individual single stars are represented by small (red) crosses, and stars that have been corrected for a companion(s) by (red) triangles. Larger (blue) symbols show the weighted average for each type with a combination of statistical error (Equations 5, 6 & 7) and the estimated intrinsic spread (0.3 mag) in  $M_{K_S}$  within a WR spectral type. Horizontal lines represent the previous calibrations of Crowther et al. (2006b).

This combination is chosen because  $\sigma_1$  depends only on  $s_i$  and does not consider the spread in  $M_i$ , which is taken into consideration by  $\sigma_2$ .

This weighted average approach favours objects with the most accurately determined distances, but the formal uncertainty given by Equation 5 does not account for any *intrinsic* scatter in WR star luminosity within a spectral type. Such a scatter is expected as a WR spectral type does not represent a perfectly uniform class of objects, but the division of smoothly varying Wolf-Rayet properties at spectroscopically identifiable boundaries. Therefore one expects each subclass to encompass a range in mass, temperature and luminosity.

Westerlund 1, the Arches and the GC cluster individually contain enough stars of a single spectral type to evaluate some basic measures of spread, effectively eliminating the scatter introduced by distance uncertainties when considering one type across multiple clusters. In Table 7 we show the range and standard deviation in  $M_{K_S}$  within a WR spectral type. Ranges are typically  $< 1$ , although WN9 stars in the Arches cluster show a larger range due to the anomalously faint WR 102aj; we classify this star based on a K-band spectrum published by Martins et al. (2008) and thus can only claim a  $\pm 1$  accuracy on the WN9 spectral type. Typical standard deviations of 0.3–0.6 mag in  $M_{K_S}$  suggest that WR absolute magnitudes intrinsically vary by at least  $\pm 0.3$  within a spectral type. Following this result, we add an uncertainty of 0.3 mag in quadrature to the result of Equation 5 (see Tables 5 - 6), and recommend the adoption of this combined uncertainty when applying these calibrated absolute magnitudes to WR stars in the field.

Throughout the rest of this paper we favour discussion

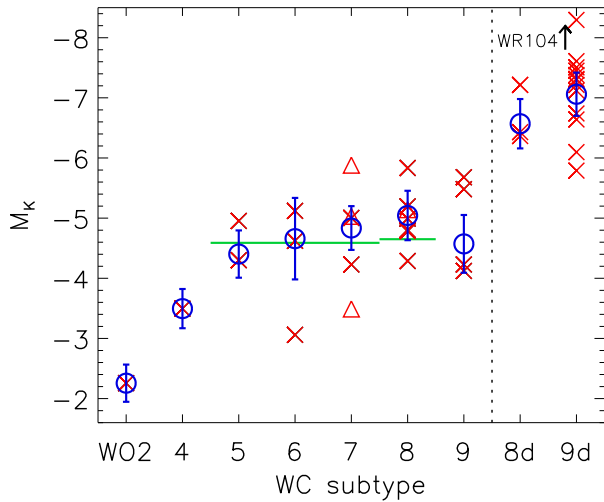
**Table 7.** Intrinsic scatter in absolute magnitude within a WR spectral type

| Cluster      | Stars (WR#)                              | $M_{K_S}$ range | $\sigma_{M_K}$ |
|--------------|--|-----------------|----------------|
| <b>WN7</b>   |  |                 |                |
| Westerlund 1 | 77d, 77j, 77r, 77sa                      | 0.76            | 0.33           |
| <b>WN8</b>   |  |                 |                |
| Arches       | 102a, 102ae, 102af, 102ah, 102al         | 0.84            | 0.34           |
| GC Cluster   | 101b, 101dd, 101nc, 101oc                | 1.28            | 0.57           |
| <b>WN9</b>   |  |                 |                |
| Arches       | 102ad, 102ag, 102ai, 102aj, 102bb, 102bc | 1.85            | 0.72           |

and application of the  $M_{K_S}$  calibration as these results are affected by lower (and more accurately determined) extinctions than those in J and H-bands, and are derived using the largest sample. For completeness, in the cases of WN4 and WN5b stars (unrepresented in our calibration sample), we take average values in each band from the adjacent ionisation types.

## 2.5 Results of near to mid-IR absolute magnitude calibrations

Both strong and weak-line WN stars show a monotonic increase in intrinsic near-IR brightness with ionisation type. This is largely due to cooler, late-type WN stars having smaller bolometric corrections. WN stars displaying intrinsic absorption features (the ‘ha’ stars) are the most luminous



**Figure 2.** Calibration of  $M_{K_S}$  for WO and WC subtypes. To the right of the vertical dotted line are subtypes associated with circumstellar dust. WR 104 (WC9d+B) has  $M_{K_S} = -10.4$ , outside the range displayed here. Symbols same as Figure 1.

at these wavelengths, as a consequence of their high masses. Our results show good agreement with the calibrations of Crowther et al. (2006b) for weak-line WN stars, but suggest slightly higher IR luminosities for strong-line WN4–7b. We note that for ionisation types 6–7, strong and weak line stars have similar  $M_{K_S}$ . One would expect an enhanced contribution from free-free excess in the denser winds of ‘b’ stars to make them brighter at IR wavelengths than weak-line stars. However, the strong-line stars of these ionisation types have higher effective temperatures (Hamann et al. 2006), so the enhanced IR emission from free-free excess is counteracted by larger bolometric corrections at these subtypes.

The lower number of WC stars available reveal a less obvious variation in  $M_{K_S}$  with ionisation type, yet a monotonic increase in near-IR luminosity does appear to be present for WC4–8. As expected, dusty WC stars display a large range in  $M_{K_S}$  due to varying quantities of dust and the range of orbital phases sampled amongst periodic dust forming systems.

The limited area and resolution of the GLIMPSE survey results in far fewer stars available for absolute magnitude calibration at 3.6–8.0 $\mu$ m. Hence, in some cases spectral types showing only small differences in  $M_{K_S}$  are grouped together to provide more robust estimates. For all WR types with GLIMPSE coverage we observe a brightening across [3.6]–[8.0], gradual in most cases except dusty WC stars which exhibit a dramatic  $\Delta M \sim 2$  between [4.5] and [5.8], owing to hot circumstellar dust emission.

### 2.5.1 The effects of a different Galactic Center extinction law

The results presented in this paper are produced by applying the line-derived Fritz et al. (2011) 1–19 $\mu$ m law - with  $A \propto \lambda^{-\alpha}$ ,  $\alpha = 2.13 \pm 0.08$  over the JHK<sub>S</sub> range - to WR stars residing in the GC ( $358^\circ < l < 2^\circ$ ,  $|b| < 1^\circ$ ). Alternatively, Nishiyama et al. (2009) propose a shallower law ( $\alpha = 2.0$ ).

It can be seen in Equations 1 and 2 that a shallower law would lead to lower derived extinctions by the colour excess method. We perform a second set of absolute magnitude calibrations using the Nishiyama et al. law to quantify its effect on our results. The biggest change is seen in our calibrated absolute magnitudes for late-type WN and WC stars, as these dominate in the inner Galaxy. Compared to values presented in Table 5, adopting the Nishiyama et al. law changes  $\bar{M}_J$ ,  $\bar{M}_H$ , and  $\bar{M}_{K_S}$  of WN9 stars by  $-0.30$ ,  $-0.31$  and  $-0.30$  mag, respectively; WN8 stars by  $-0.26$ ,  $-0.31$ ,  $-0.32$  mag, and WC9 stars by  $-0.27$ ,  $-0.32$ ,  $-0.32$  mag. All differences are within our adopted uncertainties (Table 5), and hence are not significant. However, as we proceed to obtain further results based on these values we monitor their effects and comment where discrepancies arise.

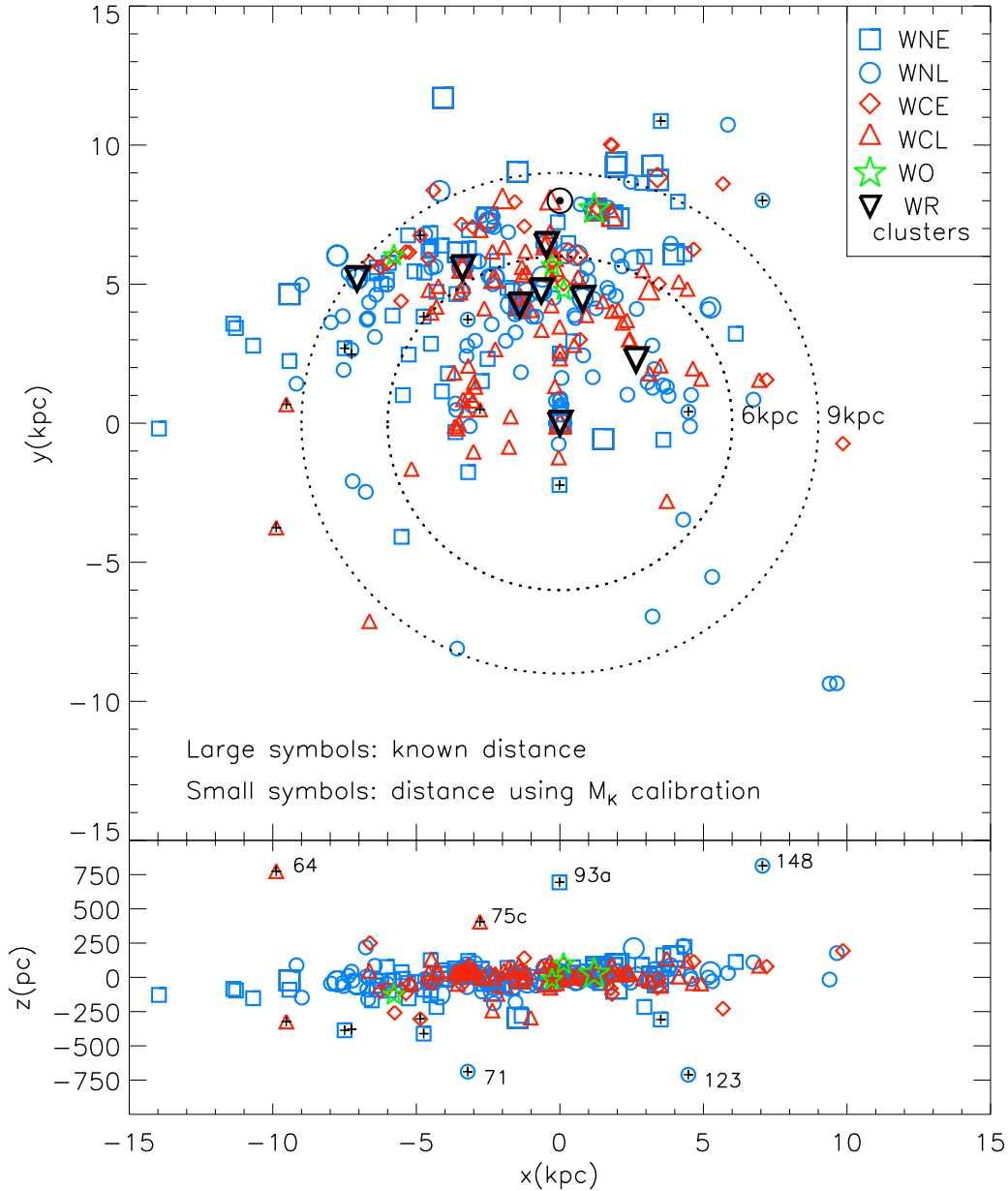
## 3 THE OBSERVED GALACTIC WR STAR DISTRIBUTION

The sample of WR stars involved in our absolute magnitude calibrations represents approximately 20% of the current known Galactic population. The remainder either have poorly defined spectral types, uncertain binary status, or in a majority of cases do not reside in an identified cluster or association for which a distance measurement is available. For convenience, we shall refer to any WR star not in our calibration sample (i.e., Tables 1–3) as a ‘field’ star.

Up until recently it was widely accepted that most stars formed in clusters (Lada & Lada 2003), so the low frequency of WR stars presently in clusters arose via dynamical ejection or rapid cluster dissolution. It is now recognised that a high fraction of star formation occurs in relatively low density regions (Bressert et al. 2010), so the low fraction of WR stars in clusters does not require an unusually high rate of ejection. Smith & Tombleson (2014) compare the association of WR stars (and Luminous Blue Variables) in the Milky Way and Magellanic Clouds with O stars. They find WR stars to be less clustered than O-type stars, with WC stars in particular showing weak spatial coincidence with O-stars and H-rich WN stars.

Our WN and WC calibration samples echo this finding, with approximately half as many WC stars residing in clusters or associations as WN stars. The typical velocity dispersion of cluster stars is not high enough to account for the isolation of WC stars considering their age. The relative isolation of WC stars challenges the commonly accepted evolutionary paradigm that this phase follows the WN phase in the lives of the most massive stars. Two alternative scenarios may explain the locations of WC stars; either they descend from a lower initial mass regime than other WR types (Sander et al. 2012), or the runaway fraction of WC and H-free WR stars in general is higher. Further detailed modelling of cluster collapse and the ejection of massive stars is needed to explain these emerging statistics.

In this section we present an analysis of the spatial distribution of WR stars, where distances to 246 field WR stars are obtained by application of our absolute magnitude calibrations. Runaway WR stars are discussed further in Section 3.2.3.



**Figure 3.** Positions of 354 WR stars projected on the Galactic plane (top) and viewed edge-on (bottom) in Cartesian coordinates, with the GC at (0,0,0). Galactic longitude increases anti-clockwise about the Sun, which is represented by the standard symbol. Stars with known distances (calibration sample) are represented by larger symbols, whereas those with photometric distances (field sample) are represented by smaller symbols. Black crosses indicate stars located at  $|z| > 300$  kpc and the most extreme cases are labelled with WR number. Dotted lines at  $R_G = 6$  kpc and 9 kpc delineate the three chosen metallicity zones. From left to right, the displayed clusters from which  $> 1$  WR stars are taken are: NGC 3603  $[-7.07, 5.20]$ , Danks 1&2  $[-3.39, 5.59]$ , Westerlund 1  $[-1.40, 4.25]$ , Havlen-Moffat 1&2  $[-0.65, 4.76]$ , NGC 6231  $[-0.47, 6.43]$ , GC  $[0.0, 0.0]$ , Arches & Quintuplet  $[0.02, 0.0]$ , Cl 1813-178  $[0.79, 4.49]$  and Quartet  $[2.65, 2.29]$ .

### 3.1 Applying $M_{K_S}$ Calibrations

Photometry and the derived spatial information for 246 field WR stars is given in Tables 8–9. For any non-dusty field WR star with a well-defined spectral type and no evidence of a significant binary companion - either spectroscopically or through dilution of near-IR emission lines - we simply apply our  $M_{K_S}$  calibrations to obtain a distance. For these straightforward cases, we once again use 2MASS photometry

and calculate extinctions by the method described in Section 2.3.

Regarding rare WO stars, although only one star (WR142, WO2) is available for calibration, we apply the absolute magnitude of this star to the other three field WO stars in the Galaxy, spanning WO1–4 spectral types.

We find the spectral type and binary status of many field WR stars to be uncertain. The majority of the field sample are heavily reddened stars discovered by near-IR

**Table 8.** Calculated spatial locations of the 228 ‘field’ WR stars showing no conclusive evidence for an IR-bright companion, to which our calibrated absolute magnitudes have been assigned. Shown for each object are the adopted spectral type, 2MASS photometry (unless stated), derived  $K_S$ -band extinction, heliocentric distance ( $d$ ), Galactocentric radius ( $R_G$ ) and vertical distance from the Galactic midplane ( $z$ ). A full version of this table is available online, and further details of stars discovered following the VIIth catalogue (WRXXX-#) are provided in Appendix A.

| WR#  | Sp. Type | ref | J     | H     | $K_S$ | $\bar{A}_{K_S}$ | $d(\text{kpc})$ | $R_G(\text{kpc})$ | $z(\text{pc})$ |
|------|----------|-----|-------|-------|-------|-----------------|-----------------|-------------------|----------------|
| 3    | WN3ha    | 1   | 10.24 | 10.13 | 10.01 | $0.18 \pm 0.02$ | $4.53 \pm 1.15$ | $11.41 \pm 1.18$  | $-308 \pm 83$  |
| 4    | WC5      | 2   | 8.75  | 8.57  | 7.88  | $0.13 \pm 0.01$ | $2.69 \pm 0.49$ | $10.15 \pm 0.55$  | $-121 \pm 25$  |
| 5    | WC6      | 2   | 8.63  | 8.34  | 7.65  | $0.16 \pm 0.02$ | $2.69 \pm 0.84$ | $10.18 \pm 0.88$  | $-82 \pm 32$   |
| 13   | WC6      | 2   | 10.14 | 9.64  | 8.86  | $0.29 \pm 0.02$ | $4.42 \pm 1.38$ | $9.46 \pm 1.40$   | $-40 \pm 19$   |
| 15   | WC6      | 2   | 7.85  | 7.34  | 6.60  | $0.28 \pm 0.02$ | $1.57 \pm 0.49$ | $8.11 \pm 0.55$   | $-10 \pm 9$    |
| 16   | WN8h     | 2   | 6.97  | 6.71  | 6.38  | $0.24 \pm 0.02$ | $2.77 \pm 0.46$ | $7.95 \pm 0.52$   | $-104 \pm 20$  |
| 17   | WC5      | 2   | 9.93  | 9.74  | 9.17  | $0.07 \pm 0.02$ | $5.02 \pm 0.91$ | $8.31 \pm 0.95$   | $-303 \pm 59$  |
| 17-1 | WN5b     | 3   | 11.73 | 10.38 | 9.53  | $0.85 \pm 0.05$ | $5.43 \pm 0.86$ | $8.58 \pm 0.89$   | $-41 \pm 10$   |
| 19   | WC5+O9   | 4,5 | 9.75  | 9.13  | 8.53  | $0.20 \pm 0.02$ | $3.52 \pm 0.64$ | $7.93 \pm 0.69$   | $-54 \pm 13$   |
| 19a  | WN7(h)   | 2   | 9.07  | 8.13  | 7.50  | $0.71 \pm 0.04$ | $2.41 \pm 0.47$ | $7.78 \pm 0.53$   | $-23 \pm 8$    |
| ...  | ...      | ... | ...   | ...   | ...   | ...             | ...             | ...               | ...            |

Spectral types: (1)Marchenko et al. (2004), (2)van der Hucht (2001), (3) this work, (4)Crowther et al. (1998), (5)Williams, Rauw & van der Hucht (2009b), ...

**Table 9.** Calculated spatial locations of 18 binary ‘field’ WR stars to which our calibrated absolute magnitudes have been assigned. Shown for each object are the adopted spectral type(s), systemic 2MASS photometry (unless stated), calculated  $K_S$ -band (unless stated otherwise in parentheses) WR/system flux ratio, derived  $K_S$ -band extinction, heliocentric distance ( $d$ ), Galactocentric radius ( $R_G$ ) and vertical distance from the Galactic midplane ( $z$ ).

| WR# | Sp. Type    | ref | $J^{sys}$         | $H^{sys}$         | $K_S^{sys}$       | $F^{WR}/F^{sys}$                 | $\bar{A}_{K_S}$        | $d(\text{kpc})$ | $R_G(\text{kpc})$ | $z(\text{pc})$ |
|-----|-------------|-----|-------------------|-------------------|-------------------|----------------------------------|------------------------|-----------------|-------------------|----------------|
| 29  | WN7h+O5I    | 1   | 9.91              | 9.46              | 9.12              | $0.49 \pm 0.16$                  | $0.51 \pm 0.19$        | $9.48 \pm 2.56$ | $10.27 \pm 2.57$  | $-148 \pm 45$  |
| 30  | WC6+O6-8    | 2   | 10.06             | 9.76              | 9.21              | $0.75^{+0.25}_{-0.66}$           | $0.25^{+0.37}_{-0.25}$ | $6.11 \pm 3.44$ | $8.29 \pm 3.45$   | $-258 \pm 157$ |
| 30a | WO4+O5-5.5  | 3   | 10.25             | 9.83              | 9.56              | $0.13 \pm 0.04$                  | $0.40 \pm 0.04$        | $5.67 \pm 1.18$ | $8.17 \pm 1.21$   | $-117 \pm 28$  |
| 31  | WN4+O8V     | 2   | 9.17              | 8.96              | 8.69              | $0.46 \pm 0.23$                  | $0.30 \pm 0.22$        | $3.34 \pm 1.12$ | $7.63 \pm 1.15$   | $21 \pm 1$     |
| 35a | WN6h+O8.5V  | 4   | 10.47             | 9.98              | 9.65              | $0.80^{+0.20}_{-0.33}$           | $0.37 \pm 0.14$        | $7.81 \pm 1.99$ | $9.13 \pm 2.00$   | $12 \pm 2$     |
| 41  | WC5+OB      | 2   | 11.53             | 10.98             | 10.12             | $0.93^{+0.07}_{-0.53}$           | $0.47 \pm 0.27$        | $6.69 \pm 2.06$ | $8.40 \pm 2.07$   | $-101 \pm 37$  |
| 42  | WC7+O7V     | 5   | 7.59              | 7.52              | 7.08              | $0.53 \pm 0.10(\text{J})$        | $0.14 \pm 0.03$        | $2.96 \pm 0.53$ | $7.47 \pm 0.58$   | $-6 \pm 5$     |
| 47  | WN6+O5.5    | 6   | 8.32              | 7.92              | 7.55              | $0.93^{+0.07}_{-0.12}(\text{J})$ | $0.37 \pm 0.03$        | $2.12 \pm 0.44$ | $7.10 \pm 0.50$   | $11 \pm 2$     |
| 50  | WC7+OB      | 2   | 9.75              | 9.38              | 8.81              | $0.86^{+0.14}_{-0.59}$           | $0.21^{+0.37}_{-0.21}$ | $5.23 \pm 2.18$ | $6.49 \pm 2.19$   | $45 \pm 11$    |
| 51  | WN4+OB?     | 2   | 10.90             | 10.33             | 9.89              | $0.77^{+0.23}_{-0.30}$           | $0.72^{+0.86}_{-0.72}$ | $3.70 \pm 1.80$ | $6.55 \pm 1.82$   | $35 \pm 7$     |
| 63  | WN7+OB      | 2   | 8.60              | 8.07              | 7.64              | $0.89^{+0.11}_{-0.44}$           | $0.43 \pm 0.27$        | $3.68 \pm 1.23$ | $5.85 \pm 1.26$   | $-6 \pm 8$     |
| 86  | WC7+B0III   | 7   | 7.44              | 7.14              | 6.67              | $0.77 \pm 0.26$                  | $0.31 \pm 0.02$        | $1.97 \pm 0.47$ | $6.05 \pm 0.53$   | $83 \pm 15$    |
| 125 | WC7ed+O9III | 2   | 9.26 <sup>8</sup> | 8.74 <sup>8</sup> | 8.25 <sup>8</sup> | $0.46 \pm 0.07$                  | $0.25 \pm 0.12$        | $5.45 \pm 1.05$ | $6.56 \pm 1.08$   | $120 \pm 19$   |
| 138 | WN5+OB      | 2   | 6.97              | 6.80              | 6.58              | $0.61 \pm 0.11$                  | $0.27 \pm 0.10$        | $1.38 \pm 0.26$ | $7.76 \pm 0.36$   | $46 \pm 5$     |
| 143 | WC4+Be      | 9   | 8.58              | 8.10              | 7.46              | $0.53 \pm 0.17$                  | $0.60 \pm 0.06$        | $1.33 \pm 0.30$ | $7.82 \pm 0.39$   | $18 \pm 1$     |
| 151 | WN4+O5V     | 2   | 9.76              | 9.36              | 9.01              | $0.73 \pm 0.10$                  | $0.40 \pm 0.11$        | $2.93 \pm 0.65$ | $9.10 \pm 0.70$   | $91 \pm 16$    |
| 155 | WN6+O9II-Ib | 2   | 7.48              | 7.34              | 7.16              | $0.70 \pm 0.07$                  | $0.14 \pm 0.08$        | $2.56 \pm 0.56$ | $9.02 \pm 0.61$   | $-38 \pm 13$   |
| 158 | WN+OB?      | 2   | 8.64              | 8.20              | 7.81              | $0.84^{+0.16}_{-0.28}$           | $0.40 \pm 0.03$        | $6.46 \pm 1.38$ | $12.23 \pm 1.40$  | $31 \pm 3$     |

(1)Gamen et al. (2009), (2)van der Hucht (2001), (3)Gosset et al. (2001), (4)Gamen et al. (2014), (5)Davis, Moffat & Niemela (1981), (6)Fahed & Moffat (2012), (7)Lépine et al. (2001), (8)Williams et al. (1992): average of quiescent photometry in 1989, (9)Varricatt&Ashok (2006).

surveys, with typically only a  $K$ -band (and occasionally  $H$ -band) spectrum available in the literature; inclusion of these stars in our analysis is subject to a spectral type being attributable by our near-IR classification scheme to the required  $\pm 1$ . Of the field WR stars included in this distribution analysis, we modify the previously claimed spectral

types of  $\sim 25\%$  of those with *only* IR data available, indicated in Tables 8–9. For the remaining 75%, we either agree with previous spectral types based on near-IR spectra, or adopt optically assigned spectral types (always assumed to be reliable).

Further difficulty is encountered when trying to deter-



mine the binary status of each WR star, particularly late-WC stars, as IR line-dilution could be a result of thermal emission from circumstellar dust *or* the continuum of a bright companion. For WR stars of types other than WC7-9 showing evidence of binarity, if a flux ratio of the WR component to its companion is determinable in either J, H or  $K_S$ , it is straightforward to adjust the corresponding 2MASS photometry to that of the WR component alone. We follow one of two procedures to obtain near-IR flux ratios for suspected binary systems, depending on whether or not the companion responsible for line-dilution has been classified.

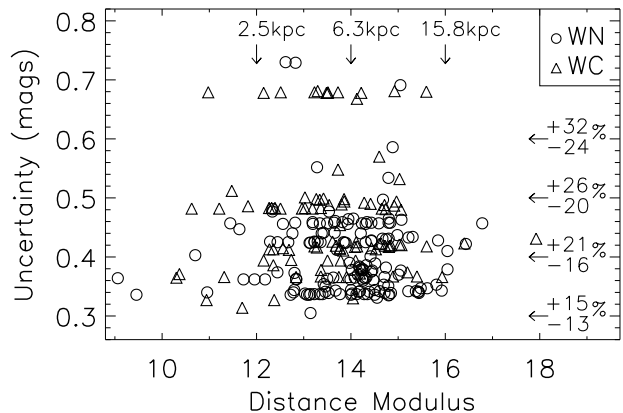
In the case of SB2 systems where both stars have been explicitly classified, we determine flux ratios in the JHK<sub>S</sub> bands using the absolute magnitudes of Martins & Plez (2006) (O-stars) or Wegner (2006) (B-stars) along with our calibrated WR star absolute magnitudes. The advantage of this method is it enables us to correct photometry over all bands, allowing an extinction calculation by our favoured colour excess method. This method is also applicable to dusty WC stars, providing photometry is available from a quiescent period.

If a (non WC7-9) WR star shows diluted near-IR emission lines - but the nature of the diluting source is unclear - we estimate the flux ratio using single star emission line strengths (Appendix C). The dilution of optical lines can also be used, as the uniformity of OB-star intrinsic (V- $K_S$ ) colours (Martins & Plez 2006) makes it straightforward to translate a V-band flux ratio to the near-IR. However, the paucity of published line strengths typically results in a flux ratio only being determinable in one near-IR band. When this is the case, we either adopt  $A_v$  from the literature (indicated in Tables 8–9) or exclude the star from our analysis.

To determine the nature of late-WC stars displaying diluted emission lines, we incorporate photometry from the WISE all-sky survey (Wright et al. 2010) allowing us to construct a simplistic 1–22 $\mu$ m SED. We interpret a peak energy output at  $\gtrsim 5\mu$ m as evidence for circumstellar dust emission, and stars displaying this are excluded from our analysis as we cannot determine their distances accurately. We identify only one line-diluted late WC, WR 42 (WC7+O7V), to be conclusively dust-free, and include this star in the binary field sample (Table 9) with J-band photometry corrected for the companion.

Our field WR star sample consists of 246 objects; 18 of these are corrected for a companion by the line dilution technique, and 3 are corrected for a spectroscopically classified companion. We note that with the currently known population standing at  $\sim 635$ , approximately 260 WR stars are unaccounted for in our calibration and field samples. Of these, the majority have uncertain spectral types, and lack spectra of sufficient quality (or spectral range) to obtain the required precision. Also excluded are stars with inconclusive evidence for a companion, and subtypes for which we cannot assign reliable near-IR absolute magnitudes (dusty WC stars, WN/C stars, WN10–11 stars).

A complete list of WR stars discovered between the Annex to the VIIth WR catalogue (van der Hucht 2001, 2006) and March 2014 is provided in Appendix A, which also highlights those for which distances have been obtained from the present study, together with an explanation of the revised nomenclature.



**Figure 4.** Distance modulus uncertainty for field WR stars, with equivalent distances indicated by vertical arrows and percentage errors by horizontal arrows.

### 3.2 Spatial properties

The Galactic locations of 354 WN and non-dusty WC stars comprising our calibration and field samples are shown in Figure 3. Uncertainties on distance moduli of field WR stars are displayed in Figure 4, where it can be seen that  $\Delta DM \sim 0.4$  mag typically applies, and minimum distance uncertainties are approximately  $\pm 14\%$ .

#### 3.2.1 Radial distribution

Figure 5 shows the radial distribution of 354 WR stars in the Milky Way. As expected, the majority of WR stars are located at Galactocentric distances of 3.5–10 kpc, with an additional peak at  $R_G < 500$  pc owing to significant star formation within the central molecular zone (CMZ), reminiscent of OB-star forming regions (Bronfman et al. 2000).

Two conspicuous sub-peaks, consisting mostly of WN stars, occur at  $R_G \sim 4.5$  kpc and  $\sim 7.5$  kpc. Both may be viewed as superpositions on the underlying WR population, the innermost and outermost are largely attributable to the WR content of Westerlund 1 ( $\sim 20$  WR) and the nearby Cygnus star-forming region ( $\sim 15$  WR,  $l \sim 75^\circ$ ,  $d = 1.3$ – $1.9$  kpc) respectively.

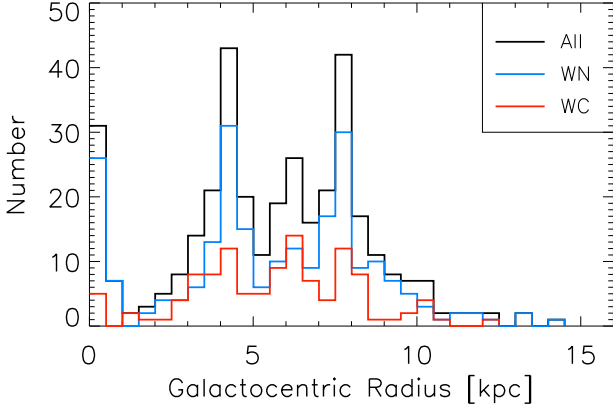
#### 3.2.2 $z$ - distribution

Figure 6 shows that, as expected, WR stars are largely confined to the thin disk. This strict confinement to  $z = 0$  resembles a Cauchy distribution. Indeed, a non-linear least squares fit of a Lorentzian function (Equation 8) matches well the distribution of vertical heights ( $z$ ) of WR stars from the Galactic plane,

$$N(z) = A \left[ \frac{\gamma^2}{(z - z_o)^2 + \gamma^2} \right], \quad (8)$$

where  $\gamma$  is the half width at half maximum (HWHM),  $z_o$  is the location of the peak and  $A$  is an intensity. Assuming the Sun lies 20 pc above the Galactic plane (Humphreys & Larsen 1995), our fit yields  $\gamma = 39.2$  pc and  $z_o = 1.9$  pc (Figure 6).

Unlike other young stellar population tracers, we find



**Figure 5.** The distribution of Galactocentric radii for 354 WR stars, in 0.5 kpc bins

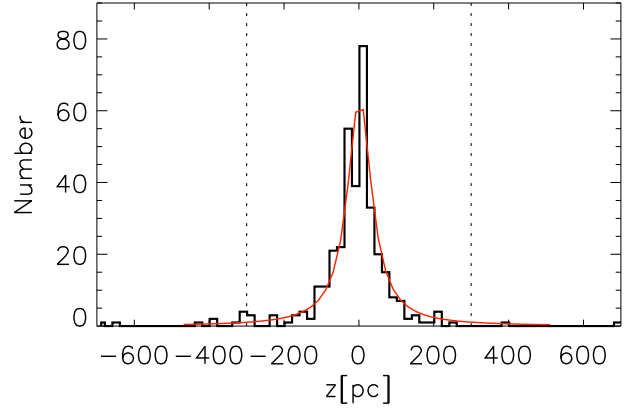
no evidence for flaring of the WR star disk with increasing  $R_G$ , although this is likely due to the small number of WR stars identified beyond the solar circle. Paladini, Davies & De Zotti (2004) perform a Gaussian fit to the  $z$ -distribution of 456 Galactic H II regions interior to the solar circle, finding  $\sigma \simeq 52$  pc (full width half maximum, FWHM  $\sim 125$  pc). Although not identical to the form of our fit, this distribution is broader than what we observe for WR stars. The thickness of the OB star forming disk interior to the solar circle is measured by Bronfman et al. (2000), who find a FWHM of 30–50 pc - slightly narrower than the WR star disk - flaring to  $> 200$  pc beyond  $R_G = 12$  kpc.

### 3.2.3 WR stars at large distances from the Galactic disk

A small fraction of WR stars are found at high vertical distances from the Galactic disk. Additional details of the 12 WR stars at  $|z| > 300$  pc ( $\gtrsim 7\gamma$ ) are shown in Table 10, all of which are presumably runaways from star formation sites in the thin disk. We include WR 124 in Table 10 since it has previously been identified as an extreme runaway by its high peculiar radial velocity (156  $\text{kms}^{-1}$ ; Moffat, Lamontagne & Seggewiss 1982). Here we briefly discuss the possible events leading to their runaway status, and summarise the evidence for each.

First, we address the possibility that some of these objects are much fainter (thus less distant) WR-like central stars of planetary nebulae (CSPN). Both WC-like ([WC], e.g., Depew et al. 2011) and WN-like ([WN], e.g., Miszalski et al. 2012 and Todt et al. 2013) CSPN have been observed in the field, although [WC]-type are far more common. These objects are almost identical in spectral appearance to their high-mass analogues (Crowther et al. 2006a), yet are intrinsically fainter by several magnitudes.

We conduct a search for nebulosity around each  $|z| > 300$  pc WR star by inspection of SuperCOSMOS  $H\alpha$  images (Parker et al. 2005) and any other published  $H\alpha$  imaging. Identification of a surrounding nebula cannot alone prove any of these objects to be CSPN, as some WR stars are seen to possess ejecta nebulae (Stock & Barlow 2010), yet it would provide a strong indication. Nebulosity is only observed around WR 71, which are known to be a genuinely massive, potential WR+compact object binary sys-



**Figure 6.**  $z$  distribution of 354 Galactic WR stars shown in 20 pc bins (thick black line) with a fitted three-parameter Lorentzian function (thin red line, Equation 8). Stars at  $|z| > 300$  pc (outside dotted lines) are listed in Table 10.

tem (Isserstedt et al. 1983). We therefore conclude that none of these 12 high- $z$  WR stars are incorrectly classified CSPN.

There are two leading mechanisms by which massive stars can be ejected from their birthplaces; the binary supernova scenario where a massive binary system becomes unbound after a SN explosion (Blaauw 1961), and the dynamical ejection scenario where close encounters in a dense cluster can eject massive single or binary stars (Poveda, Ruiz & Allen 1967).

A WR star at  $|z| = 700$  pc (similar to the highest observed), assuming  $z = 0$  at birth and a time since ejection of 5 Myr (typical WR star age), would require an average velocity in the  $z$  direction of 140  $\text{kms}^{-1}$ . In the case of dynamical interaction between massive single and binary stars, a typical ejection velocity is given by  $v_{ej}^2 = GM_b/a$  ( $M_b$  = total mass of binary with semi-major axis  $a$ ) according to Fujii & Portegies Zwart (2011), and the ejected star usually has the lowest mass of the three. By this reasoning, assuming a  $M \gtrsim 25 M_\odot$  WR progenitor limit, a  $M_b = 50 M_\odot$  (160  $M_\odot$ ) binary with a period up to 170d (550d) would be capable of ejecting a WR progenitor star with at least  $v_{ej} = 140 \text{ km s}^{-1}$ . Ejection of the binary system is also possible in such an interaction, which one might expect thereafter to be associated with considerable hard X-ray flux from the collision of stellar winds. In Table 10 we include available X-ray observations for these 12 stars, showing that only WR 3 is conspicuous, lying on the  $L_X/L_{bol}$  relation for spectroscopic O-star binaries (Oskinova 2005). However, Marchenko et al. (2004) find no evidence for short period ( $< 2$ yr) radial velocity changes, concluding that WR 3 is likely a single star.

Alternatively, the locations of these stars may be explained by momentum gained from the supernova explosion of a companion. Dray et al. (2005) estimate that  $2/3$  of massive runaways are produced this way. Isserstedt, Moffat & Niemela (1983) show that kick velocities of  $\sim 150 \text{ km s}^{-1}$  may be imparted on a surviving star, and that this star and the resulting supernova remnant may remain bound if less than half the total system mass is lost during the supernova. Therefore, one would expect a fraction of massive runaway stars to have compact companions. Indeed, WR 148 is an SB1 (Drissen et al. 1986)

**Table 10.** Properties of 12 WR stars observed at  $|z| > 300$  pc, plus WR 124 which is known to be an extreme runaway.

| WR# | Sp. type | z(pc)          | Binary status              | $L_X$ (ergs s $^{-1}$ )             | H $\alpha$ Nebula? | Natal Cluster |
|-----|----------|----------------|----------------------------|-------------------------------------|--------------------|---------------|
| 17  | WC5      | $-303 \pm 59$  | single                     | not detected <sup>d</sup>           | ...                | ...           |
| 3   | WN3ha    | $-308 \pm 83$  | single                     | $2.5 \times 10^{32}$ <sup>c</sup>   | ...                | ...           |
| 56  | WC7      | $-323 \pm 58$  | single                     | not detected <sup>d</sup>           | No                 | ...           |
| 54  | WN5      | $-378 \pm 61$  | single                     | not detected <sup>d</sup>           | No                 | ...           |
| 49  | WN5(h)   | $-386 \pm 63$  | single                     | not detected <sup>d</sup>           | No                 | ...           |
| 75c | WC9      | $406 \pm 78$   | single                     | ...                                 | No                 | ...           |
| 61  | WN5      | $-411 \pm 66$  | single                     | $< 5.0 \times 10^{30}$ <sup>c</sup> | No                 | G305?         |
| 71  | WN6      | $-689 \pm 139$ | Binary? (SB1) <sup>a</sup> | not detected <sup>d</sup>           | Yes <sup>e</sup>   | ...           |
| 93a | WN3      | $694 \pm 214$  | single                     | ...                                 | No                 | GC?           |
| 123 | WN8      | $-711 \pm 120$ | single                     | not detected <sup>d</sup>           | No                 | ...           |
| 64  | WC7      | $775 \pm 127$  | single                     | not detected <sup>d</sup>           | No                 | ...           |
| 148 | WN8h     | $814 \pm 131$  | Binary (SB1) <sup>b</sup>  | $< 1.6 \times 10^{32}$ <sup>c</sup> | ...                | ...           |
| 124 | WN8h     | $213 \pm 39$   | single                     | $< 2.0 \times 10^{32}$ <sup>c</sup> | Yes <sup>e</sup>   | ...           |

<sup>a</sup>Isserstedt et al. (1983), <sup>b</sup>Drissen et al. (1986), <sup>c</sup>Oskinova (2005), <sup>d</sup>(ROSAT, Pollock, Haberl & Corcoran 1995), <sup>e</sup>Stock & Barlow (2010).

and the strongest Galactic candidate after Cyg-X3 for a WR+compact object binary. Low amplitude photometric and spectroscopic variations have been observed in WR 71 and WR 124 (Isserstedt et al. 1983; Moffat et al. 1982), suggesting they may also be SB1 systems with small mass functions. However, the absence of X-ray emission from accretion onto a compact object remains unexplained in all 3 cases. We note that the WR+OB binary fraction amongst this sample is very low, and quite possibly zero.

It has been suggested that WN8–9 subtypes are more frequently observed as WR runaways (Moffat 1989). If we consider only the most extreme examples, i.e.,  $|z| > 500$  pc plus WR 124, it can be seen from table 10 that 3/6 are of the WN8 subtype. Although numbers are small, a preference seems to exist for WN8 runaways. Moffat (1989) argue that a WN8 spectral appearance may arise from mass accretion from a binary companion. Combined with the unusually low WR+OB binary fraction and the low-mass companion of WR 148, this evidence favours a binary supernova origin for the extreme runaway WR population.

Two of the runaway stars listed in Table 10, WR 61 and WR 93a, are observed at similar Galactic longitudes to the G 305 complex and GC clusters, respectively. Considering our typical distance uncertainties (Figure 4), ejection from these massive star forming regions is a possible explanation for their large distance from the Galactic plane.

### 3.3 Subtype distributions across the Galactic metallicity gradient

Here we assess how WR subtypes vary across the Milky Way disk and compare this to the predictions of metallicity ( $Z$ )-dependent evolutionary models. By including WR stars in the Large and Small Magellanic Clouds (LMC and SMC), we may probe massive star evolution over a metallicity range  $Z = 0.002$ – $0.04$ . A constant star formation rate is implicitly assumed in all regions considered, allowing us to relate the relative numbers of WR subtypes observed with the relative duration of associated phases.

We proceed by dividing the Galaxy into three broad zones of super-solar ( $R_G < 6$  kpc), solar ( $6 < R_G < 9$  kpc),

and sub-solar ( $R_G > 9$  kpc) metallicity. Based on the HII-region metallicity analysis of Balser et al. (2011), we assign approximate Oxygen abundances ( $\log[O/H] + 12$ ) of 8.85, 8.7 and 8.55 ( $\pm 0.1$  dex) to each zone respectively; each value is arrived at by inspection of their figure 8 and a derived (azimuthally averaged)  $\log[O/H]$  gradient of  $-0.05 \pm 0.02$  dex kpc $^{-1}$ . According to our distribution analysis of 354 WR stars, we find 187, 132 and 35 to inhabit the super-solar, solar, and sub-solar metallicity zones respectively. Additionally, there are 148 known WR stars in the LMC (Breysacher et al. 1999; Neugent et al. 2012 and references therein; Massey et al. 2014) for which the Oxygen abundance is ( $\log[O/H] + 12$ ) = 8.38 (Rolleston, Trundle & Dufton 2002), and 12 WR stars in the SMC (Massey & Duffy 2001b; Massey et al. 2003) for which ( $\log[O/H] + 12$ ) = 8.13 (Rolleston et al. 2003).

As recently highlighted by Groh et al. (2014), there is not a straightforward correspondence between spectroscopic and evolutionary phases in massive stars, particularly post-main sequence. Spectroscopically, any WN showing surface Hydrogen (WN#h or (h)) or with ionisation type  $\geq 7$  is identified as late-type (WNL), while H-free WN of ionisation type  $\leq 6$  or those displaying broad emission lines (WN#b) are early-type (WNE). We follow these definitions here, noting that the lack of near-IR hydrogen diagnostics is unlikely to significantly affect our measured  $N_{WNE}/N_{WNL}$ , as Galactic WN  $\leq 7$  stars are generally H-free (Hamann, Gräfener & Liermann 2006), so division by ionisation type alone is sufficient. This assumption is less applicable in the lower metallicity regions of the outer Galaxy, however, low extinction in these directions means optical (hydrogen) diagnostics are commonly available. We include the WNha stars as WNL when evaluating subtype number ratios; their definition as such has minimal effect as only 18/235 WN considered belong to this class. The division in WC stars is more straightforward, with WC4–6 defined as early (WCE) and WC7–9 as late-type (WCL). In Table 11 we show the subtype breakdown of WR stars observed in each Galactic metallicity region.

In stellar models, stars have historically been matched with the aforementioned spectroscopic WR types using basic

surface abundance and effective temperature ( $T_{eff}$ ) criteria. For example, Meynet & Maeder (2005) employ  $T_{eff} > 10^4$  K and  $X_H < 0.4$  as the definition of a WR star in their models, while Eldridge, Izzard & Tout (2008) add a further constraint of  $\log(L/L_\odot) > 4.9$ . This  $T_{eff}$  boundary is too low, since even the coolest WR stars (WN8–9) are found to have  $\log(T_{eff}) \simeq 4.6$  (Hamann et al. 2006). A surface temperature of  $10^4$  K is more typical of late-B/early-A supergiants (Przybilla et al. 2006). Also, recent spectroscopic analysis of WC stars by Sander, Hamann & Todt (2012) indicate that some WC9 stars are very close to this lower luminosity limit. The transition between eWNE and eWNL phases (where ‘e’ denotes the definition in evolutionary models) is regarded to occur when  $X_H < 10^{-5}$ , and the eWC phase begins when carbon dominates nitrogen by mass (Meynet & Maeder 2005). By computing model spectra from evolutionary models, Groh et al. (2014) have shown that spectroscopic WNE and WNL lifetimes can differ radically from eWNE and eWNL lifetimes, as a star may have a WNE spectrum while retaining some surface hydrogen, hence this is a poor indicator. The problem is not so severe regarding the transition from WN to WC stars, as the change in surface carbon abundance is a rapid process, meaning the eWC phase corresponds well to the spectroscopic WC phase.

### 3.3.1 Incompleteness of the sample

Before comparing observed numbers with evolutionary model predictions, it is necessary to comment on two selection effects - one in our distribution analysis and one inherent to WR star surveys - that affect the star counts we present.

Firstly, as we cannot assume reliable near-IR absolute magnitudes for dusty WC stars they have been excluded from our distribution analysis. Thus, in Table 11 we count only those WC stars showing no evidence for circumstellar dust. However, by inspection of a local volume-limited ( $< 3$  kpc) sample of WR stars (see Section 4.3.2 for full details), we estimate that  $27(\pm 9)\%$  of WC stars shown evidence of circumstellar dust. To account for the effect of these neglected stars, we plot in Figure 7 a set of enhanced WC/WN number ratios along with the values shown in Table 11. As this information is only available in the solar neighbourhood, we are forced to assume an unvarying fraction of dust-forming WC stars across the whole Galaxy. Late-type WC stars are known to dominate at higher metallicity, and it is predominantly these that are seen forming dust, hence we expect this fraction in reality to be higher towards the Galactic Centre. The slight downturn in  $N_{WC}/N_{WN}$  at  $R_G < 6$  kpc could be due to a higher number of late WC stars omitted from our analysis in this region.

Secondly, the two most widely employed WR star survey techniques are both least effective at identifying weak-lined WNE stars. Narrow-band IR imaging surveys are biased against WNEs due to low photometric excesses from their weak emission lines. The IR excess emission from free-free scattering - exploited by broad-band selection techniques - is also weaker in WNE stars as their wind densities are lower than other WR subtypes. For these reasons, and considering their modest IR luminosities, we expect WNE stars to be slightly under-represented in our total sample, especially beyond the solar neighbourhood. Therefore, fu-

ture observations will likely refine the numbers presented here by marginally decreasing  $N_{WC}/N_{WN}$  and increasing  $N_{WNE}/N_{WNL}$ .

### 3.3.2 Comparison to evolutionary predictions

In Figure 7 we plot observed  $N_{WC}/N_{WN}$  in different regions of the Galaxy, and the Magellanic Clouds, alongside the predictions of various evolutionary models for massive stars. Rotating single-star models are taken from Meynet & Maeder (2005), non-rotating single-star models with various  $M(Z)$  dependencies are taken from Eldridge & Vink (2006), and finally predictions for a population of non-rotating massive binaries exhibiting metallicity dependent mass-loss are taken from Eldridge et al. (2008) (BPASS<sup>2</sup>).

All models predict an increasing number of WC compared to WN stars with metallicity, due to increasingly rapid exposure of nuclear burning products caused by stronger stellar winds in more metal-rich environments. Our analysis shows only a modest variation of  $N_{WC}/N_{WN}$  (0.4–0.55) across the Galactic disk, whereas the ratio drops considerably to 0.2–0.1 at LMC and SMC metallicities. At all metallicities the observed  $N_{WC}/N_{WN}$  lies between the predictions from a population of binary stars (Eldridge et al. 2008) and single non-rotating stars. The addition of an estimated 28% of neglected (dusty) WC stars at Galactic metallicities does not significantly alter this. However, the predictions of evolutionary models including rotation lie ubiquitously lower than our observations at Galactic metallicities. Fast rotation has the effect of lengthening WR lifetimes, manifest predominantly in the eWNL phase, thus reducing  $N_{WC}/N_{WN}$  (Meynet & Maeder 2005). However, it is not expected that all massive stars are formed rotating as quickly ( $v_i^{rot} = 300$  km s<sup>-1</sup>) as those generated in these models (Penny & Gies 2009).

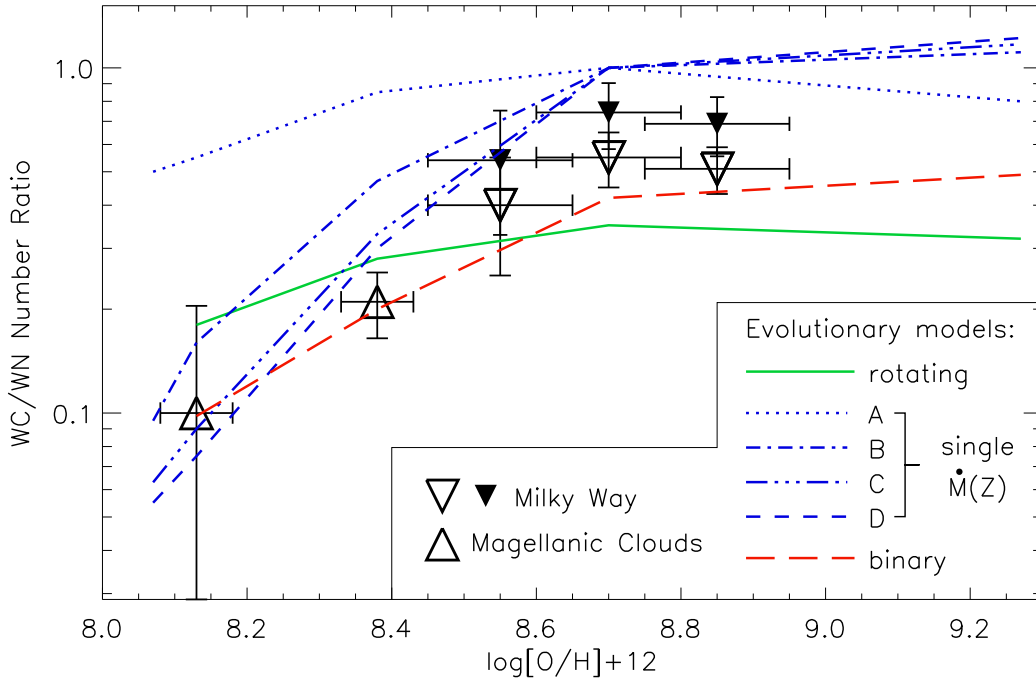
Figure 8 shows the number ratio of early to late WN stars in each Galactic metallicity zone, as well as in the LMC and SMC. An increase in the proportion of WNE can be seen with decreasing metallicity, and no WNL stars are known in the SMC. Contrary to this, the rotating models of Meynet & Maeder (2005) produce a *shorter* relative eWNE phase at lower metallicity, due to less efficient removal of the H-rich stellar envelope during prior evolutionary phases. Furthermore, rotationally induced mixing allows stars to become WR earlier in their evolution and experience an extended eWNL phase. The extreme sensitivity of the eWNE/eWNL transition to the chosen hydrogen surface abundance criterion clearly has a major influence on predictions (Groh et al. 2014). Therefore we interpret the disparity shown in figure 8 largely as a symptom of these definitions rather than a serious conflict with evolutionary theory.

Our results show that the WN phase of WR stars at sub-solar metallicities is almost entirely spent with a WNE spectral appearance, whereas the WNL spectral type endures longer on average at super-solar metallicities.

<sup>2</sup> <http://www.bpass.org.uk/>

**Table 11.** Observed Wolf-Rayet number ratios in the Galaxy, LMC and SMC. Galactic WC stars counted here show no evidence of circumstellar dust, results incorporating an estimated 28% of neglected (dusty) WC stars are parenthesised. The 4 WO stars are counted as WCE. An indication of uncertainty is given assuming  $\sqrt{N}$  errors on each count.

| Region<br>( $\log[O/H] + 12$ )     | $N_{WR}$ | $N_{WC}$<br>( $N_{WCd}$ ) | $N_{WN}$ | $N_{WC}/N_{WN}$<br>( $N_{(WC+WCd)}/N_{WN}$ ) | $N_{eWNE}/N_{eWNL}$ | $N_{(WCE+WO)}/N_{WCL}$ |
|------------------------------------|----------|---------------------------|----------|--|---------------------|------------------------|
| Inner Galaxy<br>( $8.85 \pm 0.1$ ) | 187      | 63<br>( $\sim 22$ )       | 124      | $0.51 \pm 0.08$<br>(0.69)                    | $0.23 \pm 0.05$     | $0.05 \pm 0.03$        |
| Mid Galaxy<br>( $8.7 \pm 0.1$ )    | 132      | 46<br>( $\sim 16$ )       | 86       | $0.53 \pm 0.10$<br>(0.73)                    | $0.79 \pm 0.17$     | $1.00 \pm 0.28$        |
| Outer Galaxy<br>( $8.55 \pm 0.1$ ) | 35       | 10<br>( $\sim 4$ )        | 25       | $0.40 \pm 0.16$<br>(0.57)                    | $1.27 \pm 0.58$     | $1.5 \pm 0.97$         |
| LMC<br>( $8.38 \pm 0.05$ )         | 148      | 26                        | 122      | $0.21 \pm 0.05$                              | $1.93 \pm 0.37$     | 26/0                   |
| SMC<br>( $8.13 \pm 0.05$ )         | 12       | 1                         | 11       | $0.10 \pm 0.09$                              | 11/0                | 1/0                    |



**Figure 7.** Number ratio of WC/WN stars in the LMC and SMC (triangles), and across three Milky Way regions (upside-down triangles) where results omitting dusty WC stars (as in Table 11) are plotted as larger open symbols and smaller filled symbols represent the case where 28% of all WC stars possess hot circumstellar dust (Section 4.3.2). Solid (green) line shows the predictions of Meynet & Maeder (2005) for rotating single stars. Long-dashed (red) line shows the predictions of Eldridge et al. (2008) for a population of massive binaries. All other lines (blue) represent non-rotating single-star evolutionary predictions of Eldridge & Vink (2006) for four different  $\dot{M}-Z$  dependencies. Errors on the number ratios shown are estimated assuming  $\sqrt{N}$  counting errors in  $N_{WC}$  and  $N_{WN}$ . An uncertainty of 0.1 dex is assigned to each Galactic O/H value.

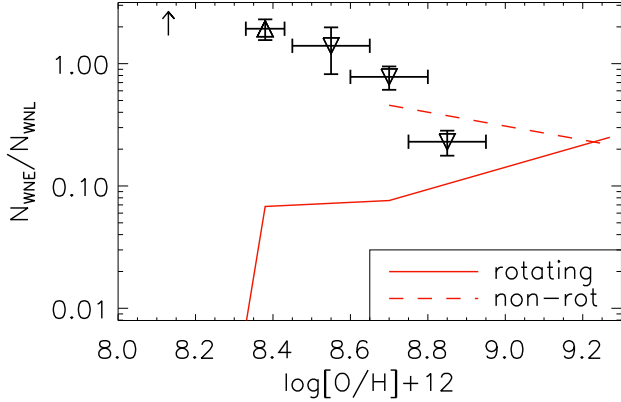
#### 4 MODELLING THE TOTAL WR STAR POPULATION OF THE MILKY WAY

With knowledge of how WR subtypes vary with Galactocentric radius, and the intrinsic near-IR brightness of each subtype, we are in a position to model the observational properties of the whole Galactic WR population. To this end we develop a 3D, azimuthally symmetric “toy” model of the WR population - described in the following section - that is scalable to different total numbers of WR stars. For varying numbers of WR stars, we apply a simple Galactic

dust distribution to redden the population, and derive magnitude distributions in various bands for comparison with the observed population, allowing us to estimate the total number of Galactic WR stars.

##### 4.1 Populating the model

We do not attempt to incorporate complex structural features such as spiral arms or the Galactic bar into this model WR population, as our aim is to derive basic observational



**Figure 8.** Number ratio of WNE/WNL stars across three metallicity zones in the Milky Way, LMC and SMC. Red lines show eWNE/eWNL predictions from rotating (solid) and non-rotating (dashed) evolutionary models (Meynet & Maeder 2005).

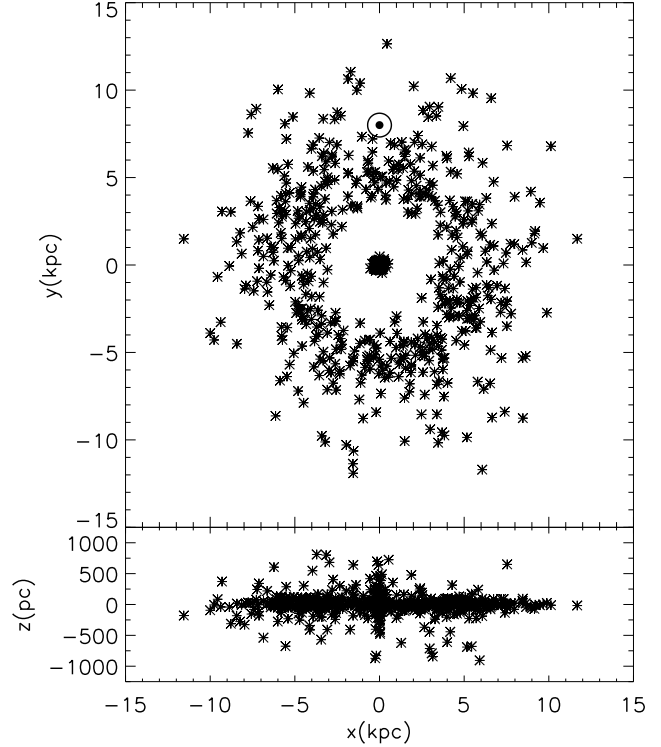
characteristics of the whole population, smoothing over any local enhancements. We therefore distribute model WR stars in an azimuthally symmetric disk, with the same thickness the observed population. We generate the  $z$ -coordinate of each star so they are Cauchy distributed, by computing

$$z_i = \gamma \tan(\pi r_{01} - \frac{1}{2}), \quad (9)$$

where  $r_{01}$  is a randomly generated number between 0 and 1 and  $\gamma$  is the observed HWHM (39.2 pc, Section 3.2.2). The  $z$ -distribution is truncated at  $z = \pm 1$  kpc in accordance with the most extreme runaway stars observed.

We construct a model WR disk composed of 24 annuli of 0.5 kpc in width spanning radii  $R_G = 3$ –15 kpc. Rather than using our observed radial distribution of WR stars to dictate the relative number in each annulus, we utilise a normalised version of the radial HII-region distribution presented by Paladini et al. (2004), since we consider HII-regions to be a more complete tracer of hot young stars over a larger Galactic extent. Within each annulus, the model stars are randomly placed between the lower and upper radii at a random angle ( $\theta$ ) between 0 and  $2\pi$  around the model disk. In these coordinates the Sun is located at  $z = 20$  pc,  $\theta = 0^\circ$ , and  $R_G = 8000$  pc.

Interior to  $R_G = 3$  kpc, where star formation is suppressed (aside from the CMZ) we include a fixed number of WR stars in every model. Dong et al. (2012) report on a Pa- $\alpha$  survey covering the central  $\sim 0.6^\circ$  ( $\sim 80$  pc) of the Galaxy, including the three massive clusters (Arches, Quintuplet and GC). Within this region they identify as many emission line sources (evolved massive star candidates) outside of these clusters as within them; given that  $\sim 80$  WR stars are known to reside in these clusters, we estimate 160 WR stars present in the Dong et al. survey area. The CMZ is approximately  $3^\circ$  (400 pc) across, and the density of gas in this extreme environment is strongly centrally peaked, so that approximately 40% of the CMZ gas lies within the Dong et al. survey area (Ferrière 2008). Assuming the non-cluster population of WR stars roughly follows the amount of molecular gas, this would imply a further  $\sim 100$  WR stars in the CMZ. The inner Galaxy ( $R_G < 3$  kpc) contains little star formation outside the CMZ, we therefore populate this



**Figure 9.** An example model WR population mimicking that of the Galaxy, containing 550 stars at  $R_G = 3$ –15 kpc and 250 at  $R_G < 3$  kpc, shown in Cartesian coordinates. The location of the Sun is indicated by the standard symbol at (0,8 kpc) in the top panel.

area in our models with 250 WR stars, following a Gaussian distribution centred on  $R_G = 0$  with  $\sigma = 200$  pc. An example model is displayed in Figure 9.

The number of WR stars in each radial bin of our model population is divided into four components representing WNE, WNL, WCE and WCL. The relative numbers of each WR type match those observed (Table 11), varying from the model GC where late-types dominate to  $R_G = 15$  kpc where early-types are in the majority. We assign absolute magnitudes of  $M_{K_S} = -4.31, -6.01, -4.45$  and  $-4.89$  to WNE, WNL, WCE, and WCL types respectively, based on averaging our calibration results (Section 2.5). We do not include WO or WN/C stars as they constitute a negligible fraction of the population.

## 4.2 A dust model for the Milky Way

We include two dust components in our model WR star disk; one associated with molecular ( $H_2$ ) gas, the other with atomic H gas. We apply the same dust-to-gas mass ratio for each component. This assumption follows Bohlin et al. (1978) who derive a *total* neutral hydrogen to colour excess ratio, implying the each atom of H is responsible for a set amount of extinction, whether in molecular or atomic form. Both dust components are included as two dimensional functions in  $R_G$  and  $z$ , motivated by the spatial distribution measured for their respective gas species. These gas measurements are taken from Nakanishi & Sofue (2006)

and Nakanishi & Sofue (2003) for molecular (traced using CO) and atomic gas respectively.

Functions describing each dust component have the form  $D_m(R_G) \times D_h(R_G, z)$ , where  $D_m(R_G)$  describes the dependence of midplane density on Galactocentric radius, and  $D_h(R_G, z)$  describes how the density drops with vertical distance from the midplane.

Both dust components are included with a vertical dependence of the form  $D_h(R_G, z) = \text{sech}^2(\zeta)$ , where

$$\zeta(R_G, z) = \log(1 + \sqrt{2}) \frac{z}{z_{1/2}(R_G)}. \quad (10)$$

and  $z_{1/2}(R_G)$  is the height at which the density falls to half of the midplane value, which increases linearly with galactocentric radius for both gas species. For molecular gas,  $z_{1/2}(R_G=0) = 25$  pc increasing to 90 pc at  $R_G = 10$  kpc (Nakanishi & Sofue 2006). For atomic gas,  $z_{1/2}(R_G=0) = 100$  pc increasing to 500 pc at  $R_G = 15$  kpc (Nakanishi & Sofue 2003).

To represent the midplane density of molecular gas, we construct the following function:

$$D_m^{\text{mol}}(R_G) = N_0^{\text{mol}} \text{sech}^2\left(\frac{R_G}{800 \text{pc}}\right) \dots \dots + \exp\left[\frac{-(R_G - 4300 \text{pc})^2}{2(2500 \text{pc})^2}\right] [\text{cm}^{-3}], \quad (11)$$

which is shown in Figure 10. The scaling values in Equation 11 and  $N_0^{\text{mol}} = 10 \text{ cm}^{-3}$  are chosen to reproduce the maps of Nakanishi & Sofue (2006).

To represent the midplane density of atomic gas, we employ a summation of two step functions:

$$D_m^{\text{atom}}(R_G) = N_0^{\text{atom}} \left[ 1 + \frac{1.3}{1 + \exp\left(\frac{-(R_G - 6500 \text{pc})}{200 \text{pc}}\right)} \dots \dots - \frac{1.3}{1 + \exp\left(\frac{-(R_G - 13200 \text{pc})}{550 \text{pc}}\right)} \right] [\text{cm}^{-3}] \quad (12)$$

as shown in Figure 10. Once again, we choose the scaling values and  $N_0^{\text{atom}} = 0.08 \text{ cm}^{-3}$  to reproduce the maps of Nakanishi & Sofue (2003).

Finally, we integrate the total dust function,

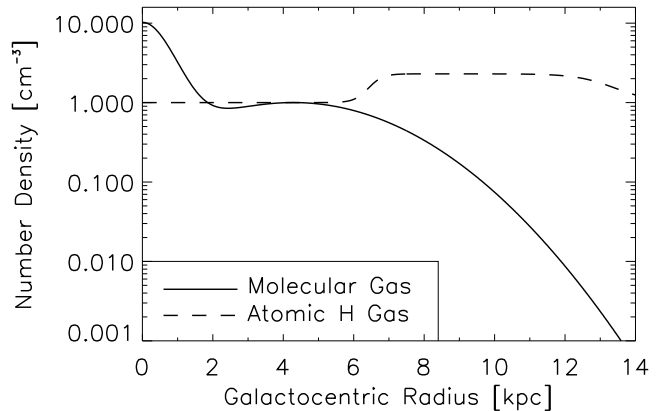
$$D(R_G, z) = (D_m^{\text{mol}} \times D_h^{\text{mol}}) + (D_m^{\text{atom}} \times D_h^{\text{atom}}), \quad (13)$$

along the line of sight from the Sun to each model WR star to provide a total amount of obscuring dust. Hence we obtain an extinction to each model star, assuming  $A_{K_S}$  is proportional to the amount of dust along the line of sight, normalised to give  $A_{K_S} = 2.42$  mag towards the GC ( $R_G = 0$ ,  $z = 0$ ; Fritz et al. 2011).

### 4.3 Quantifying the total population

By combining our model WR star population (Section 4.1) with the dust function described in the previous section, we are able to generate a global magnitude distribution for a WR population containing any number of stars. The total WR star population follows an assessment of which predicted magnitude distribution most closely reproduces that observed.

Before deducing this number, it is worth reconsidering what the WR stars in our model represent. As their absolute magnitudes are based on our calibrated values for WR



**Figure 10.** Midplane number density of molecular H<sub>2</sub> (solid) and atomic H (dashed) gas, used to govern our model dust distribution, as a function of Galactocentric radius (Equations 11 and 12, respectively).

stars (Section 2), they represent what we will refer to as ‘WR-dominated’ systems, i.e., where any companion star(s) do not affect the systemic magnitude by more than 0.4 mag (typical error on our absolute magnitude calibrations), i.e.,  $(m_K^{\text{WR}} - m_K^{\text{sys}}) > 0.4$ , corresponding to a WR/system flux ratio of  $F_K^{\text{WR}}/F_K^{\text{sys}} > 0.7$ . Also, these model stars do not represent WO, WN/C or dust-producing WC stars. Therefore, to achieve a like-for-like comparison to observations, we initially only consider observed ‘WR-dominated’ systems, and in Section 4.3.2 estimate the contribution of neglected WR types.

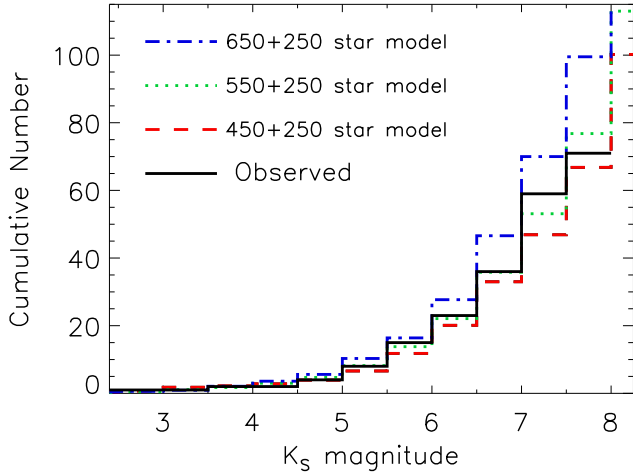
#### 4.3.1 Comparison to a magnitude-limited sample

For comparison to our model  $K_S$ -band magnitude distributions, we assemble a magnitude-limited sample of real WR-dominated systems. We note that  $< 5\%$  of WR stars discovered since the year 2011 are brighter than  $K_S = 8$  mag (Mauerhan et al. 2011; Shara et al. 2012; Smith et al. 2012; Chené et al. 2013). Therefore, we adopt this as the current completeness limit in *systemic* magnitude.

Figure 11 presents predicted magnitude distributions for WR populations containing 450, 550 and 650 stars between  $R_G = 3$ –15 kpc plus 250 central stars ( $R_G < 3$  kpc). Also shown is the number of observed WR-dominated systems with systemic  $K_S < 8$  mag. In spite of providing too few systems with  $7.5 < K_S < 8.0$ , the best agreement is found with the 550 + 250 WR star model. Thus we take forward  $800 \pm 100$  as the number of Galactic WR-dominated systems, with an approximate uncertainty based on the comparison shown in Figure 11.

Assuming a shallower extinction law along lines of sight towards the GC has the effect of brightening our calibrated  $M_{JHK_S}$  values for late-type WN and WC stars by up to 0.3 mag (Section 2.5.1). Upon altering the magnitudes of the late-type WR stars in our model population by this amount, we find more consistency with magnitude distributions drawn from models containing  $\sim 100$  fewer WR stars. Hence, the effect of a shallower GC extinction law is within the uncertainties.





**Figure 11.** The cumulative number of observed WR-dominated systems (black solid line) in bins of 0.5  $K_S$  mag, compared with that of three different model WR populations.

#### 4.3.2 Fractions of dusty and companion-dominated WR systems in a volume-limited sample

Each point in our model WR star population represents a stellar system where a WR star is the dominant or sole near-IR source. To gain an insight into how many dusty and companion-dominated WR systems are overlooked by these models - and hence our initially deduced population of 800 - we construct a volume limited sample of nearby WR systems. In Appendix D we list all known WR stars within 3kpc of the Sun, where distances are taken from this work where possible (non-dusty WR stars), or by implementing  $\bar{M}_v$ -subtype calibrations of van der Hucht (2001). A  $v$ -band approach can be used to determine distances to dusty WC stars as hot dust emission does not contribute to the continuum flux at these wavelengths. We inspect the near-IR properties of these nearby WR stars, categorising each as either WR-dominated ( $F_K^{\text{WR}}/F_K^{\text{sys}} > 0.7$ ), having a significant companion ( $F_K^{\text{WR}}/F_K^{\text{sys}} < 0.7$ ), or dusty WC.

Of the 72 WR stars in this volume-limited sample, 41 are WC type of which 11 show evidence of circumstellar dust, indicating that  $15 \pm 5\%$  of WR stars and  $28 \pm 9\%$  of WC stars display circumstellar dust. A companion star dominates the near-IR continuum in 11 of the remaining 61 non-dusty WR systems ( $18 \pm 6\%$ ). Uncertainties on these fractions are calculated assuming a  $\sqrt{N}$  uncertainty on each number count.

The fractions derived from this volume-limited sample imply the previously derived population of 800 represents only 82% of the non-dusty population, as  $\sim 18\%$  (150) will have an IR bright companion. Furthermore, this non-dusty population of 1050 ( $=800+150$ ) represents only 85% of the total population, as a further  $\sim 15\%$  (150) will be dusty WC stars. Two key assumptions underpin this estimate; constant fractions of companion-dominated and dust-producing WR stars at all Galactocentric radii. We can have confidence in the former, as metallicity is not expected to effect the binary fraction. The latter however is almost certainly invalid. The inner Galaxy is a preferential environment for WC stars, particularly late-type (WCL) which constitute

95% of WC stars (Table 11). If 100% of these WCL were dust-producing, this would equate to 31% of the total WR population. Mindful of this potential underestimate in the number of neglected systems in the model population, we estimate a total of  $1200^{+300}_{-100}$  Galactic WR stars.

#### 4.4 Expectations from star formation arguments

By combining the measured Milky Way star formation rate (SFR) with an initial mass function (IMF), it is possible to derive the average lifetime of the Wolf-Rayet phase ( $\tau_{\text{WR}}$ ) necessary to sustain a population of  $\sim 1200$  WR stars. Taking the Milky Way SFR to be  $1.9 M_{\odot} \text{yr}^{-1}$  (Chomiuk & Povich 2011), adopting a three-part Kroupa IMF (Kroupa & Weidner 2003), and assuming only stars with an initial mass  $> 25 M_{\odot}$  experience a WR phase, our derived population can be reproduced with  $\tau_{\text{WR}} \simeq 0.25$  Myr.

This result is broadly consistent with rotating (non-rotating) Geneva models at solar metallicity (Georgy et al. 2012), which display  $\tau_{\text{WR}} = 0.45$  Myr (0.006 Myr) at  $M_i = 32 M_{\odot}$  increasing with mass to 0.9 Myr (0.4 Myr) at  $M_i = 120 M_{\odot}$ . WR lifetimes as a result of binary evolution at solar metallicity are predicted to span  $\tau_{\text{WR}} = 0.5$  Myr at  $M_i = 30 M_{\odot}$  to 1.0 Myr at  $120 M_{\odot}$  (Eldridge et al. 2008). Although, binary evolution favours lower WR progenitor masses, so the assumed progenitor mass limit of  $> 25 M_{\odot}$  used to calculate of  $\tau_{\text{WR}}$  based on our population estimate may be inappropriate. Previously claimed population sizes exceeding 6000 (van der Hucht 2001; Shara et al. 2009) are difficult to reconcile with the measured Galactic SFR and a progenitor mass limit  $M > 25 M_{\odot}$ , as WR lifetimes in excess of 1 Myr would be required.

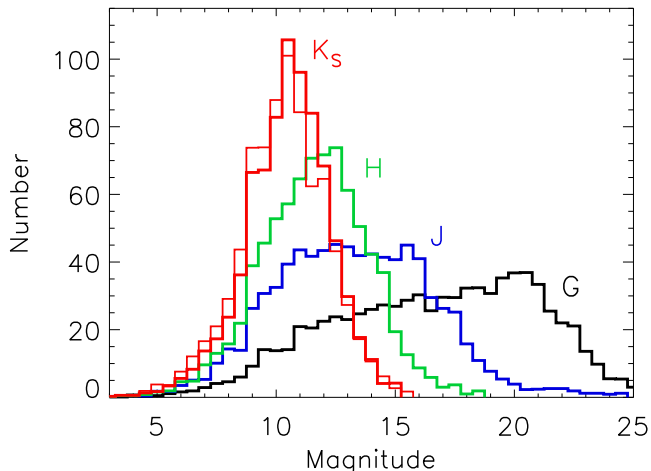
The CMZ accounts for an estimated  $\sim 4\text{--}5\%$  of Galactic star formation (Longmore et al. 2013), yet we estimate it contains  $\sim 250$  (13%) of the Galactic WR star population. The discrepancy between these fractions would suggest either we have underestimated WR numbers in the Galactic disk, or this CMZ star formation rate is insensitive to the most recent episodes of massive star formation.

#### 4.5 Implications for future spectroscopic surveys

Near-IR surveys, both broad and narrow-band, continue to add to our knowledge of the obscured Galactic Wolf-Rayet population. A crucial question of to spectroscopic follow-up campaigns is how deep do spectroscopic surveys need to go? Figure 12 shows multi-band magnitude distributions derived from our favoured model WR star population. We estimate that to achieve 95% completeness, spectra of candidate WR stars need to be taken to a depth of  $K_S \simeq 13$  mag - shallower by  $\sim 2.5$  mag than the 95% limit estimated by Shara et al. (2009).

The ESA *Gaia* mission will perform precision astrometry for a billion stars down to visual magnitudes of 20, and acquire low-resolution spectra of objects brighter than magnitude 16. To investigate the potential of *Gaia* in the search for and characterisation of WR stars, we derive the observed G-band distribution of our favoured model population (Figure 12). To do this we utilise magnitude transformations provided by Jordi et al. (2010),  $M_v$  for WR stars from van der Hucht (2001), and  $(b-v)_0$  colours from Morris et al.





**Figure 12.** Histogram of 2MASS  $JHK_S$  and G-band (*Gaia*) magnitudes predicted for our preferred model Galactic WR star population. Each distribution shown is an average over 10 model repetitions. Two  $K_S$ -band distributions are plotted, the thin (red) line represents a model population where 28% of WC stars are dust forming (WC8d/9d,  $M_{K_S} = -6.95$ , Table 5). All thick lines represent populations consisting of WN and non-dusty WC stars.

(1993). We predict that approximately 600 ( $\sim 1/3$  of total) WR stars will appear within *Gaia*'s  $6 < G < 20$  observing range, with  $\sim 300$  brighter than the magnitude limit for spectroscopy. With the known population currently totalling  $\sim 635$ , *Gaia* is unlikely to discover significant WR populations via spectroscopy, but the majority of those known will have distances measured to a significantly higher level of accuracy than is currently possible.

## 5 CONCLUSIONS

We have presented near-IR absolute magnitude-spectral type calibrations for WN, WC and WO type Wolf-Rayet stars, based on 126 examples with known distances (mostly by cluster or OB association membership). Applying these calibrations to the rapidly growing known Galactic population, we derive distances to a further 246 WR stars and present a 3D map of their locations. We note that approximately half as many WC stars are available for calibration as cluster/association members than WN, consistent with the findings of Smith & Tombleson (2014) than WC stars are generally more isolated. This challenges the idea that WC stars descend directly from WN, which in turn descend from the most massive O-stars. We have shown the heights of WR stars from the Galactic midplane to be Cauchy distributed with  $\text{HWHM} = 39.2$  pc, where 12 stars reside at  $|z| > 300$  pc. The low binary fraction and a preference for WN8 subtypes in this small sample of runaway stars indicates a binary supernova origin for the most extreme examples.

Exploiting the variation of metallicity across the Galactic disk, we have compared subtype number ratios measured in the inner Galaxy, solar neighbourhood, and outer Galaxy to the predictions of various metallicity-dependent evolutionary models. We measure  $N_{WC}/N_{WN}$  to be significantly higher than predicted by evolutionary models includ-

ing fast rotation (Meynet & Maeder 2005), suggesting that lengthened WNL and shortened WC phases resulting from stellar rotation are not widely observed at ( $Z \gtrsim Z_{\odot}$ ). Similarly, a shortened eWNE phase in such models - particularly at lower metallicity - is not manifest in our observations, as we observe approximately equal numbers of WNE and WNL stars in regions of  $Z \lesssim Z_{\odot}$ . Single-star models without rotation (Eldridge & Vink 2006) and models that account for the various effects of binary interaction (Eldridge et al. 2008) reproduce our measurements of  $N_{WC}/N_{WN}$  more appropriately. Hence, to a first approximation a population consisting of non-rotating single stars and interacting binaries would be consistent with the  $N_{WC}/N_{WN}$  we observe. However, we caution that all comparisons of this nature are subject to how the physics contained in stellar models is expected to translate into observable properties, which currently rests on estimations of surface abundances and temperatures that may not be appropriate (Groh et al. 2014), particularly for the transition between eWNE and eWNL subtypes.

Consolidating information gained about the spatial distribution, subtype variation, and intrinsic IR brightness of WR stars, we have created a scalable toy model of the Galactic WR population. By applying a 3D dust distribution to this model - spatially congruous with the gas content of the Galaxy - we derive observable properties for populations of various sizes at multiple wavelengths. Comparison of these model-derived observables to the observed population of non-dusty, WR-dominated ( $m_K^{\text{WR}} - m_K^{\text{sys}} > 0.4$ ) systems to a completeness limit of  $m_K^{\text{sys}} < 8$  indicates a total of  $\sim 800$  in the Galaxy. Using a volume-limited sample ( $d < 3\text{kpc}$ ) we estimate such systems represent  $\sim 69\%$  of the whole WR population, hence we claim a Galactic WR population totalling  $1200^{+300}_{-100}$ .

We deduce that an average WR phase duration of 0.25 Myr is necessary to sustain our estimated population, assuming a Kroupa IMF and a constant Milky Way star formation rate of  $1.9 M_{\odot}\text{yr}^{-1}$ . This is compatible with the WR phase duration in rotating stellar models at solar metallicity (Georgy et al. 2012).

Looking to the future, we have used our favoured model WR population to estimate a required depth of  $K_S < 13$  for spectroscopic surveys to achieve 95% completeness in Galactic WR stars. We have also predicted that the ESA *Gaia* mission will not deliver a significant number of WR star discoveries via low-resolution spectroscopy, but should provide improved distance measurements for the majority of the currently recognised population.

## ACKNOWLEDGMENTS

The authors would like to thank the referee (A. F. J. Moffat) for a careful reading and useful comments that improved the paper. We also thank William. D. Vacca for making available high-quality spectra of selected WR stars, useful for refining near-IR classification diagnostics. We are also grateful to MPhys students Adrian Kus and Katie Baker for constructing and originally populating the Wolf-Rayet catalogue database. This work was supported in part by a UK Science and Technology Facilities Council studentship (CKR).

## REFERENCES

- Anderson G. E. et al., 2011, *ApJ* 727, 105
- Arnal E. M., Cappa C. E., Rizzo J. R., Cichowolski S., 1999, *AJ*, 118, 1798
- Balsler D. S., Rood R. T., Bania T. M., Anderson L. D., 2011, *ApJ*, 738, 27
- Baume G., Vázquez R. A., Carraro G., 2004, *MNRAS*, 355, 475
- Benjamin R. A. et al., 2003, *PASP*, 115, 953
- Bibby J. L., Crowther P. A., Furness J. P., Clark J. S., 2008, *MNRAS*, 386, L23
- Blaauw A., 1961, *Bull. Astron. Inst. Netherlands*, 15, 265
- Bohannon B., Crowther P. A., 1999, *ApJ*, 511, 374
- Bohlin, R. C., Savage, B. D., & Drake, J. F., 1978, *ApJ*, 224, 132
- Borissova, J. Georgiev, L. Hanson, M. M. et al. 2012, *A&A* 546, A110
- Bressert, E., Bastian, N., Gutermuth, R. et al. 2010, *MNRAS* 409, L54
- Breysacher J., Azzopardi M., Testor G., 1999, *A&As*, 137, 117
- Bronfman L., Casassus S., May J., Nyman L.-Å., 2000, *A&A*, 358, 521
- Burgemeister, S. Gvaramadze, V. V., Stringfellow, G. S., Kniazev, A. Y. Todt, H., Hamann, W.-R., 2013, *MNRAS*, 429, 3305
- Cappa C. E., Goss W. M., Niemela V. S., Ostrov P. G., 1999, *AJ*, 118, 948
- Cappa C. E., Vasquez J., Pineault S., Cichowolski S., 2010, *MNRAS*, 403, 387
- Carraro G., Turner D., Majaess D., Baume G., 2012, in *Proc. IAU Symp. 289, Beijing*, arXiv:1209.2080
- Chené A.-N., Borissova J., Bonatto C., Majaess D. J., Baume G., Clarke J. R. A., Kurtev R., Schnurr O., 2013, *A&A*, 549, A98
- Chené A.-N., Moffat A. F. J., St-Louis N., Schnurr O., Crowther P. A., Artiguau E., Alecian E., Wade G. A., 2014, *MNRAS* submitted
- Chomiuk L., Povich M. S., 2011, *AJ*, 142, 197
- Clark J. S., Negueruela I., Crowther P. A., Goodwin S. P., 2005, *A&A*, 434, 949
- Cohen M., Parker Q. A., Green A. J., 2005, *MNRAS*, 360, 1439
- Conti P. S., Massey P., Vreux J.-M., 1990, *ApJ*, 354, 359
- Corradi, R. L. M., Valentini, M., Munari, U. et al., 2010, *A&A* 509, A41
- Corti M., Bosch G., Niemela V., 2007, *A&A*, 467, 137
- Cotera A. S., Simpson J. P., Erickson E. F., Colgan S. W. J., Burton M. G., Allen D. A., 1999, *ApJ*, 510, 747
- Crowther P. A., 2003, *Ap&SS*, 285, 677
- Crowther P. A., 2007, *ARA&A*, 45, 177
- Crowther P. A., Smith L. J., 1996, *A&A*, 305, 541
- Crowther P. A., Walborn N. R., 2011, *MNRAS*, 416, 1311
- Crowther P. A., Smith L. J., Hillier D. J., 1995b, *A&A*, 302, 457
- Crowther P. A., De Marco O., Barlow M. J., 1998, *MNRAS*, 296, 367
- Crowther P. A., Morris P. W., Smith J. D., 2006a, *ApJ*, 636, 1033
- Crowther, P. A., Smith, L. J., Hillier, D. J., & Schmutz, W., 1995a, *A&A*, 293, 427
- Crowther P. A., Dessart L., Hillier D. J., Abbott J. B., Fullerton A. W., 2002, *A&A*, 392, 653
- Crowther P. A., Hadfield L. J., Clark J. S., Negueruela I., Vacca W. D., 2006b, *MNRAS*, 372, 1407
- Davies B., et al., 2012a, *MNRAS*, 419, 1871
- Davies, B., de La Fuente, D., Najarro, F., Hinton, J. A., Trombley, C., Figer, D. F., Puga, E. 2012, *MNRAS* 419, 1860
- Davis, A. B., Moffat, A. F. J., & Niemela, V. S., 1981, *ApJ*, 244, 528
- de La Chevrotière A., Moffat A. F. J., Chené A.-N., 2011, *MNRAS*, 411, 635
- de la Fuente, D., Najarro, F., Davies, B., Figer, D. F. 2013, in: *Highlights of Spanish Astrophysics VII*, p.534, *Sociedad Española de Astronomía*, arXiv:1210.1781
- De Marco O., Schmutz W., 1999, *A&A*, 345, 163
- Depew K., Parker Q. A., Miszalski B., De Marco O., Frew D. J., Acker A., Kovacevic A. V., Sharp R. G., 2011, *MNRAS*, 414, 2812
- Djurašević G., Zakirov M., Eshankulova M., Erkapic S., 2001, *A&A*, 374, 638
- Dong H., Wang Q. D., Morris M. R., 2012, *MNRAS*, 425, 884
- Dray L. M., Dale J. E., Beer M. E., Napiwotzki R., King A. R., 2005, *MNRAS*, 364, 59
- Dray L. M., Tout C. A., Karakas A. I., Lattanzio J. C., 2003, *MNRAS*, 338, 973
- Drew, J. E., Barlow, M. J., Unruh, Y. C., Parker, Q. A., Wesson R., Pierce, M. J., Masheded, M. R. W., Phillipps, S., 2004, *MNRAS*, 351, 206
- Drissen L., Lamontagne R., Moffat A. F. J., Bastien P., Seguin M., 1986, *ApJ*, 304, 188
- Eikenberry S. S. et al., 2004, *ApJ*, 616, 506
- Eldridge J. J., Izzard R. G., Tout C. A., 2008, *MNRAS*, 384, 1109
- Eldridge J. J., Vink J. S., 2006, *A&A*, 452, 295
- Eldridge, J. J., Fraser, M., Smartt, S. J., Maund, J. R., & Crockett, R. M., 2013, *MNRAS*, 436, 774
- Espinoza P., Selman F. J., Melnick J., 2009, *A&A*, 501, 563
- Esteban C., Peimbert M., 1995, *A&A*, 300, 78
- Esteban C., Rosado M., 1995, *A&A*, 304, 491
- Fahed, R., Moffat, A. F. J., 2012, *MNRAS* 424, 1601
- Fahed, R., Moffat, A. F. J., Zorec, J., et al., 2011, *MNRAS*, 418, 2
- Faherty, J. K., Shara, M. M., Zurek, D., Kanarek, G., Moffat, A. F. J. 2014, *AJ* 147, 115
- Fang M., et al., 2012, *A&A*, 539, A119
- Ferrière K., 2008, *Astronomische Nachrichten*, 329, 992
- Figer D. F., McLean I. S., Morris M., 1999, *ApJ*, 514, 202
- Figer D. F., McLean I. S., Najarro F., 1997, *ApJ*, 486, 420
- Fritz T. K. et al., 2011, *ApJ*, 737, 73
- Fujii M. S., Portegies Zwart S., 2011, *Science*, 334, 1380
- Gamen R., et al. 2006, *A&A*, 460, 777
- Gamen, R. C., Fernández-Lajús, E., Niemela, V. S., & Barbá, R. H., 2009, *A&A*, 506, 1269
- Gamen, R. C., Collado, A., Barbá, R., Chené, A.-N., & St-Louis, N., 2014, *A&A*, 562, AA13
- Garmany C. D., Stencel R. E., 1992, *A&AS*, 94, 211
- Georgy C., Ekström S., Meynet G., Massey P., Levesque E. M., Hirschi R., Eggenberger P., Maeder A., 2012, *A&A*, 542, A29

- Gillessen S., Eisenhauer F., Fritz T. K., Pfuhl O., Ott T., Genzel R., 2013, in de Grijs R., ed., IAU Symposium Vol. 289, pp 29–35
- Gosset, E., Royer, P., Rauw, G., Manfroid, J., & Vreux, J.-M., 2001, MNRAS, 327, 435
- Groh J. H., Meynet G., Ekström S, Georgy C., 2014, A&A, 564, A30
- Gvaramadze, V. V., et al., 2009, MNRAS 400, 524
- Gvaramadze V. V., Kniazev A. Y., Hamann W.-R., Berdnikov L. N., Fabrika S., Valeev A. F., 2010, MNRAS, 403, 760
- Hadfield L. J., van Dyk S. D., Morris P. W., Smith J. D., Marston A. P., Peterson D. E., 2007, MNRAS, 376, 248
- Hamann W.-R., Gräfener G., Liermann A., 2006, A&A, 457, 1015
- Hanson M. M., Kurtev R., Borissova J., Georgiev L., Ivanov V. D., Hillier D. J., Minniti D., 2010, A&A, 516, A35
- Harayama Y., Eisenhauer F., Martins F., 2008, ApJ, 675, 1319
- Hill, G. M., Moffat, A. F. J., & St-Louis, N., 2002, MNRAS, 335, 1069
- Hillenbrand L. A., Massey P., Strom S. E., Merrill K. M., 1993, AJ, 106, 1906
- Homeier N. L., Blum R. D., Pasquali A., Conti P. S., Daminieli A., 2003, A&A, 408, 153
- Hopewell, E. C., Barlow, M. J., Drew, J. E., et al., 2005, MNRAS, 363, 857
- Hopkins P. F., Quataert E., Murray N., 2011, MNRAS, 417, 950
- Howarth I. D., Schmutz W., 1992, A&A, 261, 503
- Howarth I. D., Schmutz W., 1995, A&A, 294, 529
- Humphreys R. M., Larsen J. A., 1995, AJ, 110, 2183
- Hur H., Sung H., Bessell M. S., 2012, AJ, 143, 41
- Hyodo, Y. Tsujimoto, M. Koyama, K. Nishiyama, S. Nagata, T. Sakon, I. Murakami, H. Matsumoto, H. 2008, PASJ 60, 173
- Indebetouw R., Mathis J. S., Babler B. L., Meade M. R., Watson C., Whitney B. A., Wolff M. J., Wolfire M. G., Cohen M., 2005, ApJ, 619, 931
- Isserstedt J., Moffat A. F. J., Niemela V. S., 1983, A&A, 126, 183
- Jordi C., et al., 2010, A&A, 523, A48
- Kanarek, G. C., Shara, M. M., Faherty, J. K., Zurek, D., Moffat, A. F. J. 2014, AJ, submitted, arXiv:1403.0975
- Kendrew S., et al., 2012, ApJ, 755, 71
- Kothes R., Dougherty S. M., 2007, A&A, 468, 993
- Koumpia E., Bonanos A. Z., 2012, A&A, 547, A30
- Kroupa P., Weidner C., 2003, ApJ, 598, 1076
- Kurtev R., Borissova J., Georgiev L., Ortolani S., Ivanov V. D., 2007, A&A, 475, 209
- Lada C. J., Lada, E. A. 2003, ARA&A 41, 57
- Lejeune T., Schaerer D., 2001, A&A, 366, 538
- Lépine, S., Wallace, D., Shara, M. M., Moffat, A. F. J., & Niemela, V. S., 2001, AJ, 122, 3407
- Liermann A., Hamann W.-R., Oskinova L. M., 2009, A&A, 494, 1137
- Littlefield C., Garnavich P., "Howie" Marion G. H., Vinkó J., McClelland C., Rettig T., Wheeler J. C., 2012, AJ, 143, 136
- Longmore S. N., et al., 2013, MNRAS, 429, 987
- Lortet M. C., Testor G., Niemela V., 1984, A&A, 140, 24
- Lundström I., Stenholm B., 1984, A&As, 58, 163
- Neugent, K. F., Massey, P., & Morrell, N., 2012, AJ, 144, 162
- Maeder A., Lequeux J., 1982, A&A, 114, 409
- Maeder A., Meynet G., 2000, ARA&A, 38, 143
- Maíz Apellániz J., Walborn N. R., Morrell N. I., Niemela V. S., Nelan E. P., 2007, ApJ, 660, 1480
- Malchenko S. L., Tarasov A. E., 2009, Astrophysics, 52, 235
- Marchenko S. V., Moffat A. F. J., Crowther P. A., 2010, ApJL, 724, L90
- Marchenko S. V. et al., 2004, MNRAS, 353, 153
- Marchenko S. V., Moffat A. F. J., Eenens P. R. J., 1998, PASP, 110, 1416
- Marchenko S. V., Moffat A. F. J., Koenigsberger G., 1994, ApJ, 422, 810
- Marston, A., Mauerhan, J. C. m Van Dyk, S., Cohen, M., Morris, P. 2013, in: *Massive Stars: From Alpha to Omega*, Rhodes, Greece, arXiv:1309.1584
- Martín M. C., Cappa C. E., Testori J. C., 2007, Rev. Mex. Astron. Astrofis., 43, 243
- Martins F., Hillier D. J., Paumard T., Eisenhauer F., Ott T., Genzel R., 2008, A&A, 478, 219
- Martins F., Plez B., 2006, A&A, 457, 637
- Martins F., Schaerer D., Hillier D. J., 2005, A&A, 436, 1049
- Massey P., Conti P. S., 1983, ApJ, 273, 576
- Massey P., Duffy A. S., 2001b, ApJ, 550, 713
- Massey P., DeGioia-Eastwood K., Waterhouse E., 2001a, AJ, 121, 1050
- Massey P., Olsen K. A. G., Parker J. W., 2003, PASP, 115, 1265
- Massey, P., Neugent, K. F., Morrell, N., & Hillier, D. J., 2014, ApJ, 788, 83
- Mauerhan J. C., van Dyk S. D., Morris P. W., 2009, PASP, 121, 591
- Mauerhan J. C., Muno M. P., Morris M. R., Stolovy S. R., Cotera A., 2010, ApJ, 710, 706
- Mauerhan J. C., Wachter S., Morris P. W., Van Dyk S. D., Hoard D. W., 2010b, ApJL, 724, L78
- Mauerhan J. C., Cotera A., Dong H., Morris M. R., Wang Q. D., Stolovy S. R., Lang C., 2010c, ApJ, 725, 188
- Mauerhan J. C., Van Dyk S. D., Morris P. W., 2011, AJ, 142, 40
- Melena N. W., Massey P., Morrell N. I., Zangari A. M., 2008, AJ, 135, 878
- Mel'Nik A. M., Dambis A. K., 2009, MNRAS, 400, 518
- Messineo M., Davies B., Figer D. F., Kudritzki R. P., Valenti E., Trombly C., Najarro F., Rich R. M., 2011, ApJ, 733, 41
- Messineo M., Davies B., Ivanov V. D., Figer D. F., Schuller F., Habing H. J., Menten K. M., Petr-Gotzens M. G., 2009, ApJ, 697, 701
- Meynet G., Maeder A., 2005, A&A, 429, 581
- Mikles, V. J., Eikenberry, S. S., Muno, M. P., Bandyopadhyay, R. M., Patel, S. 2006, ApJ 651, 408
- Miszalski B., Crowther P. A., De Marco O., Köppen J., Moffat A. F. J., Acker A., Hillwig T. C., 2012, MNRAS, 423, 934
- Moffat, A. F. J., 1989, ApJ, 347, 373
- Moffat, A. F. J. Shara, M. M., 1983, ApJ 273, 544
- Moffat, A. F. J., Lamontagne, R., & Seggewiss, W., 1982, A&A, 114, 135
- Moffat A. F. J., Shara M. M., Potter M., 1991, AJ, 102,

- 642  
 Monnier J. D., Zhao M., Pedretti E. et al. 2011, *ApJ*, 742, 1  
 Morris P. W., Brownsberger K. R., Conti P. S., Massey P., Vacca W. D., 1993, *ApJ*, 412, 324  
 Motch, C., Warwick, R., Cropper, M. S. et al. 2010, *A&A* 523, A92  
 Nakanishi H., Sofue Y., 2003, *PASJ*, 55, 191  
 Nakanishi H., Sofue Y., 2006, *PASJ*, 58, 847  
 Nishiyama S., Tamura M., Hatano H., Kato D., Tanabé T., Sugitani K., Nagata T., 2009, *ApJ*, 696, 1407  
 Oskinova L. M., 2005, *MNRAS*, 361, 679  
 Paladini R., Davies R. D., De Zotti G., 2004, *MNRAS*, 347, 237  
 Parker Q. A., et al., 2005, *MNRAS*, 362, 689  
 Pasquali, A., Comerón, F., Gredel, R., Torra, J., & Figueras, F., 2002, *A&A*, 396, 533  
 Penny L. R., Gies D. R., 2009, *ApJ*, 700, 844  
 Pollock A. M. T., Haberl F., Corcoran M. F., 1995, in van der Hucht K. A., Williams P. M., eds, *Wolf-Rayet Stars: Binaries; Colliding Winds; Evolution* Vol. 163 of IAU Symposium, The ROSAT PSPC survey of the Wolf-Rayet stars. p. 512  
 Poveda A., Ruiz J., Allen C., 1967, *Bol. Obs. Tonantzintla Tacubaya*, 4, 86  
 Przybilla N., Butler K., Becker S. R., Kudritzki R. P., 2006, *A&A*, 445, 1099  
 Puls J., Vink J. S., Najarro F., 2008, *A&ARv*, 16, 209  
 Rahman, M., Moon, D.-S., Matzner, C. D. 2011, *ApJ* 743, L28  
 Rauw G., et al., 2005, *A&A*, 432, 985  
 Rauw G., Manfroid J., Gosset E., Nazé Y., Sana H., De Becker M., Foellmi C., Moffat A. F. J., 2007, *A&A*, 463, 981  
 Rauw G., Sana H., Nazé Y., 2011, *A&A*, 535, A40  
 Reid M. J., Menten K. M., Zheng X. W., Brunthaler A., Xu Y., 2009, *ApJ*, 705, 1548  
 Reid M. J., McClintock J. E., Narayan R., Gou L., Remillard R. A., Orosz J. A., 2011, *ApJ*, 742, 83  
 Rieke G. H., Lebofsky M. J., 1985, *ApJ*, 288, 618  
 Rolleston W. R. J., Trundle C., Dufton P. L., 2002, *A&A*, 396, 53  
 Rolleston W. R. J., Venn K., Tolstoy E., Dufton P. L., 2003, *A&A*, 400, 21  
 Roman-Lopes A., 2011b, *ISRNA&A*, 2011E, 8  
 Roman-Lopes A., 2011c, *MNRAS*, 410, 161  
 Roman-Lopes A., 2012, *MNRAS*, 427, L65  
 Roman-Lopes A., 2013, *MNRAS*, 433, 712  
 Roman-Lopes A., Barba, R. H., Morrell, N. I., 2011a, *MNRAS* 416, 501  
 Rygl K. L. J., et al., 2012, *A&A*, 539, A79  
 Sana H., Gosset E., Rauw G., Sung H., Vreux J.-M., 2006, *A&A*, 454, 1047  
 Sander A., Hamann W.-R., Todt H., 2012, *A&A*, 540, A144  
 Schaerer D., Vacca W. D., 1998, *ApJ*, 497, 618  
 Schnurr O., Casoli J., Chené A.-N., Moffat A. F. J., St-Louis N., 2008, *MNRAS*, 389, L38  
 Schweickhardt J., Schmutz W., Stahl O., Szeifert Th., Wolf B., 1999, *A&A*, 347, 127  
 Shara M. M., Smith L. F., Potter M., Moffat A. F. J., 1991, *AJ*, 102, 716  
 Shara M. M., Moffat A. F. J., Smith L. F., Niemela V. S., Potter M., Lamontagne R., 1999, *AJ*, 118, 390  
 Shara M. M., et al., 2009, *AJ*, 138, 402  
 Shara M. M., Faherty J. K., Zurek D., Moffat A. F. J., Gerke J., Doyon R., Artigau E., Drissen L., 2012, *AJ*, 143, 149  
 Shetty R., Ostriker E. C., 2008, *ApJ*, 684, 978  
 Skrutskie M. F., Cutri R. M., Stiening R., Weinberg M. D., Schneider S., Carpenter J. M., Beichman C., Capps R., et al., 2006, *AJ*, 131, 1163  
 Smith J. D. T., Cushing M., Barletta A., McCarthy D., Kulesa C., Van Dyk S. D., 2012, *AJ*, 144, 166  
 Smith L. F., 1968, *MNRAS*, 141, 317  
 Smith L. F., Shara M. M., Moffat A. F. J., 1990, *ApJ*, 358, 229  
 Smith L. F., Shara M. M., Moffat A. F. J., 1996, *MNRAS*, 281, 163  
 Smith N., 2006, *ApJ*, 644, 1151  
 Smith N., Tombleson R., 2014, *MNRAS*, accepted, arXiv:1406.7431  
 Stead J. J., Hoare M. G., 2009, *MNRAS*, 400, 731  
 Stock D. J., Barlow M. J., 2010, *MNRAS*, 409, 1429  
 Todt H., et al., 2013, *MNRAS*, 430, 2302  
 Tovmassian H. M., Navarro S. G., Cardona O., 1996, *AJ*, 111, 306  
 Turner D. G., 1980, *ApJ*, 235, 146  
 Turner D. G., Rohanizadegan M., Berdnikov L. N., Pastukhova E. N., 2006, *PASP*, 118, 1533  
 Tuthill P. G., Monnier J. D., Lawrance N., Danchi W. C., Owocki S. P., Gayley K. G., 2008, *ApJ*, 675, 698  
 Underhill A. B., Hill G. M., 1994, *ApJ*, 432, 770  
 van der Hucht K. A., 2001, *New.Astron.Rev*, 45, 135  
 van der Hucht K. A., 2006, *A&A*, 458, 453  
 van Leeuwen F., 2007, *A&A*, 474, 653  
 Varricatt, W. P., & Ashok, N. M., 2006, *MNRAS*, 365, 127  
 Vázquez R. A., Baume G., 2001, *A&A*, 371, 908  
 Vázquez R. A., Baume G. L., Feinstein C., Nuñez J. A., Vergne M. M., 2005, *A&A*, 430, 471  
 Vazquez R. A., Will J.-M., Prado P., Feinstein A., 1995, *A&AS*, 111, 85  
 Wachter S., Mauerhan J. C., Van Dyk S. D., Hoard D. W., Kafka S., Morris P. W., 2010, *AJ*, 139, 2330  
 Wegner W., 2006, *MNRAS*, 371, 185  
 Williams, P. M., van der Hucht, K. A., Pollock, A. M. T., Florkowski, D. R., van der Woerd, H., Wamsteker, W. M., 1990a, *MNRAS*, 243, 662  
 Williams P. M., van der Hucht K. A., Sandell G., The P. S., 1990b, *MNRAS*, 244, 101  
 Williams, P. M., van der Hucht, K. A., Bouchet, P., et al., 1992, *MNRAS*, 258, 461  
 Williams P. M., et al., 2001, *MNRAS*, 324, 156  
 Williams, P. M., Rauw, G., & van der Hucht, K. A., 2009b, *MNRAS*, 395, 2221  
 Wright E. L., et al., 2010, *AJ*, 140, 1868  
 Yusof N., et al., 2013, *MNRAS*, 433, 1114

Table 8. Full version.

| WR#   | Sp. Type | ref | J     | H     | K <sub>S</sub> | $\bar{A}_{K_S}$   | $d(\text{kpc})$  | $R_G(\text{kpc})$ | $z(\text{pc})$ |
|-------|----------|-----|-------|-------|----------------|-------------------|------------------|-------------------|----------------|
| 3     | WN3ha    | 1   | 10.24 | 10.13 | 10.01          | $0.18 \pm 0.02$   | $4.53 \pm 1.15$  | $11.41 \pm 1.18$  | $-308 \pm 83$  |
| 4     | WC5      | 2   | 8.75  | 8.57  | 7.88           | $0.13 \pm 0.01$   | $2.69 \pm 0.49$  | $10.15 \pm 0.55$  | $-121 \pm 25$  |
| 5     | WC6      | 2   | 8.63  | 8.34  | 7.65           | $0.16 \pm 0.02$   | $2.69 \pm 0.84$  | $10.18 \pm 0.88$  | $-82 \pm 32$   |
| 13    | WC6      | 2   | 10.14 | 9.64  | 8.86           | $0.29 \pm 0.02$   | $4.42 \pm 1.38$  | $9.46 \pm 1.40$   | $-40 \pm 19$   |
| 15    | WC6      | 2   | 7.85  | 7.34  | 6.60           | $0.28 \pm 0.02$   | $1.57 \pm 0.49$  | $8.11 \pm 0.55$   | $-10 \pm 9$    |
| 16    | WN8h     | 2   | 6.97  | 6.71  | 6.38           | $0.24 \pm 0.02$   | $2.77 \pm 0.46$  | $7.95 \pm 0.52$   | $-104 \pm 20$  |
| 17    | WC5      | 2   | 9.93  | 9.74  | 9.17           | $0.07 \pm 0.02$   | $5.02 \pm 0.91$  | $8.31 \pm 0.95$   | $-303 \pm 59$  |
| 17-1  | WN5b     | 3   | 11.73 | 10.38 | 9.53           | $0.85 \pm 0.05$   | $5.43 \pm 0.86$  | $8.58 \pm 0.89$   | $-41 \pm 10$   |
| 19    | WC5+O9   | 4,5 | 9.75  | 9.13  | 8.53           | $0.20 \pm 0.02$   | $3.52 \pm 0.64$  | $7.93 \pm 0.69$   | $-54 \pm 13$   |
| 19a   | WN7(h)   | 2   | 9.07  | 8.13  | 7.50           | $0.71 \pm 0.04$   | $2.41 \pm 0.47$  | $7.78 \pm 0.53$   | $-23 \pm 8$    |
| 20    | WN5      | 2   | 11.00 | 10.43 | 9.93           | $0.45 \pm 0.03$   | $4.65 \pm 0.72$  | $8.18 \pm 0.76$   | $-130 \pm 23$  |
| 20b   | WN6ha    | 2   | 8.65  | 7.80  | 7.18           | $0.75 \pm 0.04$   | $4.84 \pm 0.79$  | $8.26 \pm 0.83$   | $-10 \pm 5$    |
| 27    | WC6      | 2   | 9.88  | 9.17  | 8.30           | $0.44 \pm 0.03$   | $3.18 \pm 0.99$  | $7.69 \pm 1.02$   | $26 \pm 2$     |
| 31c   | WC6      | 2   | 11.04 | 10.34 | 9.49           | $0.42 \pm 0.03$   | $5.56 \pm 1.74$  | $8.09 \pm 1.76$   | $-50 \pm 22$   |
| 33    | WC6      | 4   | 10.62 | 10.35 | 9.69           | $0.13 \pm 0.01$   | $6.98 \pm 2.18$  | $8.79 \pm 2.19$   | $251 \pm 72$   |
| 34    | WN5      | 2   | 11.20 | 10.59 | 10.04          | $0.50 \pm 0.03$   | $4.78 \pm 0.74$  | $7.79 \pm 0.78$   | $-96 \pm 18$   |
| 37    | WN4b     | 2   | 11.03 | 10.34 | 9.67           | $0.50 \pm 0.03$   | $6.36 \pm 1.11$  | $8.29 \pm 1.14$   | $-97 \pm 20$   |
| 38    | WC4      | 2   | 11.99 | 11.50 | 10.79          | $0.25 \pm 0.03$   | $6.43 \pm 0.98$  | $8.32 \pm 1.01$   | $-84 \pm 16$   |
| 38a   | WN5      | 2   | 11.53 | 11.21 | 10.70          | $0.40 \pm 0.05$   | $6.81 \pm 1.07$  | $8.49 \pm 1.10$   | $-90 \pm 17$   |
| 40    | WN8h     | 2   | 6.62  | 6.41  | 6.11           | $0.20 \pm 0.02$   | $2.48 \pm 0.41$  | $7.42 \pm 0.48$   | $-190 \pm 34$  |
| 42a   | WN5b     | 2   | 12.08 | 11.31 | 10.81          | $0.38 \pm 0.03$   | $12.20 \pm 1.91$ | $11.93 \pm 1.93$  | $-84 \pm 16$   |
| 42b   | WN4b     | 2   | 11.35 | 10.52 | 9.90           | $0.51 \pm 0.03$   | $7.05 \pm 1.23$  | $8.48 \pm 1.25$   | $-168 \pm 33$  |
| 42c   | WN5      | 2   | 11.15 | 10.47 | 9.90           | $0.53 \pm 0.03$   | $4.41 \pm 0.68$  | $7.59 \pm 0.73$   | $-10 \pm 5$    |
| 42d   | WN5b     | 2   | 10.20 | 9.52  | 8.91           | $0.45 \pm 0.03$   | $4.92 \pm 0.77$  | $7.70 \pm 0.81$   | $-21 \pm 6$    |
| 43-1  | WN4b     | 6   | 13.16 | 11.57 | 10.47          | $1.13 \pm 0.06$   | $6.88 \pm 1.21$  | $8.39 \pm 1.24$   | $-59 \pm 14$   |
| 44    | WN4      | 2   | 11.16 | 10.89 | 10.48          | $0.45 \pm 0.03$   | $4.83 \pm 0.98$  | $7.71 \pm 1.01$   | $125 \pm 22$   |
| 44a   | WN5b     | 2   | 12.07 | 11.34 | 10.82          | $0.39 \pm 0.03$   | $12.18 \pm 1.91$ | $11.79 \pm 1.93$  | $-95 \pm 18$   |
| 45    | WC6      | 2   | 10.60 | 9.99  | 9.19           | $0.35 \pm 0.02$   | $5.03 \pm 1.57$  | $7.48 \pm 1.59$   | $-33 \pm 16$   |
| 45a   | WN5      | 2   | 11.90 | 11.24 | 10.73          | $0.48 \pm 0.03$   | $6.66 \pm 1.03$  | $7.93 \pm 1.06$   | $75 \pm 9$     |
| 45b   | WN4b     | 2   | 11.45 | 10.61 | 9.92           | $0.57 \pm 0.03$   | $6.91 \pm 1.20$  | $7.98 \pm 1.23$   | $-28 \pm 8$    |
| 45-3  | WN5b     | 3   | 12.57 | 11.57 | 10.94          | $0.57 \pm 0.04$   | $11.89 \pm 1.87$ | $11.04 \pm 1.89$  | $-152 \pm 27$  |
| 45-4  | WN6      | 6   | 11.65 | 10.76 | 10.14          | $0.64 \pm 0.04$   | $6.73 \pm 1.33$  | $7.81 \pm 1.35$   | $-47 \pm 13$   |
| 45c   | WN5      | 2   | 11.35 | 10.79 | 10.32          | $0.42 \pm 0.03$   | $5.66 \pm 0.88$  | $7.45 \pm 0.91$   | $-34 \pm 8$    |
| 46a   | WN4      | 2   | 12.08 | 11.42 | 10.92          | $0.65 \pm 0.04$   | $5.38 \pm 1.09$  | $7.18 \pm 1.12$   | $-89 \pm 22$   |
| 46-1  | WN6      | 7   | 11.55 | 10.82 | 10.22          | $0.57 \pm 0.03$   | $7.24 \pm 1.43$  | $7.89 \pm 1.45$   | $-7 \pm 5$     |
| 46-8  | WN6      | 8   | 12.02 | 10.70 | 9.85           | $0.96 \pm 0.05$   | $5.08 \pm 1.01$  | $7.16 \pm 1.04$   | $-20 \pm 8$    |
| 46-9* | WN5      | 3   | 12.07 | 10.72 | 9.88           | $0.96 \pm 0.06$   | $3.60 \pm 0.56$  | $7.04 \pm 0.62$   | $4 \pm 2$      |
| 46-2  | WN7h     | 7   | 10.56 | 9.64  | 9.03           | $0.68 \pm 0.04$   | $4.93 \pm 0.95$  | $7.10 \pm 0.98$   | $-31 \pm 10$   |
| 46-5  | WN6      | 9   | -     | -     | 10.92          | $1.18 \pm 0.13^7$ | $8.63 \pm 1.97$  | $8.49 \pm 1.99$   | $-42 \pm 14$   |
| 46-6  | WN7      | 9   | -     | -     | 10.48          | $1.18 \pm 0.13^7$ | $9.10 \pm 2.24$  | $8.76 \pm 2.25$   | $-45 \pm 16$   |
| 46-15 | WN8      | 10  | 13.13 | 11.03 | 9.84           | $1.51 \pm 0.08$   | $7.58 \pm 1.28$  | $7.94 \pm 1.30$   | $-7 \pm 4$     |
| 46-12 | WN4b     | 3   | 13.56 | 12.55 | 11.84          | $0.64 \pm 0.04$   | $16.19 \pm 2.82$ | $13.97 \pm 2.83$  | $-128 \pm 26$  |
| 46-14 | WN5b     | 6   | 12.93 | 11.76 | 10.96          | $0.75 \pm 0.04$   | $11.04 \pm 1.74$ | $9.68 \pm 1.76$   | $-91 \pm 17$   |
| 47a   | WN8h     | 2   | 10.44 | 9.68  | 9.06           | $0.64 \pm 0.04$   | $7.90 \pm 1.30$  | $7.67 \pm 1.33$   | $-159 \pm 29$  |
| 47-1  | WN6      | 7   | 12.18 | 11.22 | 10.56          | $0.70 \pm 0.04$   | $7.96 \pm 1.57$  | $7.70 \pm 1.59$   | $7 \pm 3$      |
| 47b   | WN9h     | 2   | 10.29 | 9.44  | 8.84           | $0.65 \pm 0.04$   | $7.96 \pm 1.23$  | $7.67 \pm 1.26$   | $-88 \pm 17$   |
| 47c   | WC5      | 2   | 11.24 | 10.48 | 9.89           | $0.20 \pm 0.02$   | $6.60 \pm 1.20$  | $7.06 \pm 1.22$   | $-85 \pm 19$   |
| 48-1  | WC7      | 7   | 11.06 | 10.09 | 9.31           | $0.41 \pm 0.03$   | $5.59 \pm 0.94$  | $6.62 \pm 0.97$   | $33 \pm 2$     |
| 48-5  | WN6b     | 3   | 13.06 | 11.34 | 10.26          | $1.15 \pm 0.06$   | $7.14 \pm 1.24$  | $6.99 \pm 1.27$   | $-21 \pm 7$    |
| 49    | WN5(h)   | 2   | 11.89 | 11.57 | 11.21          | $0.25 \pm 0.02$   | $9.19 \pm 1.42$  | $7.96 \pm 1.44$   | $-386 \pm 63$  |
| 49-1  | WN8      | 10  | 13.82 | 11.88 | 10.67          | $1.48 \pm 0.08$   | $11.29 \pm 1.91$ | $9.28 \pm 1.93$   | $88 \pm 12$    |
| 52    | WC4      | 2   | 8.41  | 8.21  | 7.55           | $0.11 \pm 0.02$   | $1.54 \pm 0.23$  | $7.19 \pm 0.34$   | $142 \pm 18$   |
| 52-1  | WN6      | 6   | 14.77 | 12.69 | 11.55          | $1.42 \pm 0.08$   | $9.02 \pm 1.81$  | $7.72 \pm 1.83$   | $42 \pm 5$     |
| 52-2  | WN6      | 6   | 12.52 | 11.40 | 10.68          | $0.79 \pm 0.05$   | $8.10 \pm 1.60$  | $7.15 \pm 1.62$   | $84 \pm 13$    |
| 54    | WN5      | 2   | 10.85 | 10.48 | 10.09          | $0.29 \pm 0.02$   | $5.40 \pm 0.84$  | $6.39 \pm 0.87$   | $-216 \pm 37$  |
| 55    | WN7      | 2   | 8.77  | 8.49  | 8.01           | $0.36 \pm 0.03$   | $3.57 \pm 0.69$  | $6.46 \pm 0.74$   | $29 \pm 2$     |
| 56    | WC7      | 2   | 11.84 | 11.48 | 10.77          | $0.21 \pm 0.03$   | $12.02 \pm 2.03$ | $9.55 \pm 2.04$   | $-323 \pm 58$  |
| 57    | WC8      | 2   | 9.09  | 8.75  | 8.01           | $0.37 \pm 0.02$   | $2.98 \pm 0.52$  | $6.61 \pm 0.57$   | $-242 \pm 45$  |
| 57-1  | WN7      | 10  | 15.01 | 12.77 | 11.46          | $1.65 \pm 0.09$   | $9.68 \pm 1.92$  | $7.77 \pm 1.93$   | $-64 \pm 17$   |
| 60    | WC8      | 2   | 8.91  | 8.37  | 7.70           | $0.39 \pm 0.03$   | $2.56 \pm 0.45$  | $6.63 \pm 0.51$   | $53 \pm 6$     |
| 60-1  | WC8      | 6   | 15.30 | 12.43 | 10.60          | $2.04 \pm 0.11$   | $4.56 \pm 0.82$  | $5.98 \pm 0.86$   | $34 \pm 3$     |
| 60-5  | WC7      | 3   | 10.84 | 10.12 | 9.39           | $0.32 \pm 0.03$   | $6.02 \pm 1.01$  | $5.98 \pm 1.04$   | $134 \pm 19$   |

Table 8. (Continued)

| WR#   | Sp. Type | ref | J     | H     | K <sub>S</sub> | $\bar{A}_{K_S}$ | d(kpc)       | R <sub>G</sub> (kpc) | z(pc)      |
|-------|----------|-----|-------|-------|----------------|-----------------|--------------|----------------------|------------|
| 60-4  | WC8      | 10  | 15.58 | 12.71 | 11.00          | 1.93 ± 0.11     | 5.75 ± 1.03  | 6.00 ± 1.06          | 35 ± 3     |
| 61    | WN5      | 2   | 10.96 | 10.67 | 10.35          | 0.21 ± 0.02     | 6.32 ± 0.98  | 6.10 ± 1.01          | -411 ± 67  |
| 61-2  | WN5b     | 6   | 13.60 | 11.39 | 10.01          | 1.55 ± 0.09     | 4.92 ± 0.79  | 5.88 ± 0.83          | 11 ± 1     |
| 61-3  | WC9      | 10  | 13.62 | 11.63 | 10.38          | 1.41 ± 0.08     | 4.79 ± 0.98  | 5.84 ± 1.02          | 37 ± 4     |
| 61-1  | WN6      | 8   | 11.68 | 10.43 | 9.61           | 0.91 ± 0.05     | 4.68 ± 0.93  | 5.83 ± 0.96          | 72 ± 10    |
| 62    | WN6b     | 2   | 9.11  | 8.35  | 7.75           | 0.46 ± 0.03     | 3.08 ± 0.53  | 6.24 ± 0.59          | -21 ± 7    |
| 62b   | WN5      | 2   | 12.01 | 11.44 | 10.97          | 0.42 ± 0.09     | 7.64 ± 1.41  | 5.82 ± 1.43          | -153 ± 32  |
| 64    | WC7      | 2   | 12.50 | 12.03 | 11.33          | 0.23 ± 0.02     | 15.35 ± 2.59 | 10.55 ± 2.61         | 775 ± 127  |
| 64-1  | WN4b     | 6   | 13.84 | 11.83 | 10.64          | 1.32 ± 0.07     | 6.83 ± 1.21  | 5.32 ± 1.23          | -38 ± 10   |
| 67-2  | WC7      | 3   | 10.34 | 9.26  | 8.46           | 0.46 ± 0.03     | 3.68 ± 0.62  | 5.62 ± 0.67          | -7 ± 5     |
| 68a   | WN6      | 2   | 9.59  | 9.02  | 8.62           | 0.36 ± 0.02     | 3.80 ± 0.75  | 5.52 ± 0.79          | -22 ± 8    |
| 68-1  | WN4b     | 6   | 13.88 | 12.15 | 11.06          | 1.16 ± 0.07     | 8.88 ± 1.56  | 5.56 ± 1.58          | -11 ± 5    |
| 70a   | WN6      | 2   | 10.94 | 10.24 | 9.76           | 0.47 ± 0.03     | 6.13 ± 1.21  | 4.26 ± 1.24          | -72 ± 18   |
| 70-1  | WN7      | 8   | 13.84 | 12.39 | 11.46          | 1.10 ± 0.06     | 12.40 ± 2.42 | 7.51 ± 2.43          | -23 ± 8    |
| 70-3  | WC7      | 3   | 10.96 | 9.94  | 9.06           | 0.53 ± 0.03     | 4.68 ± 0.79  | 4.89 ± 0.83          | 9 ± 2      |
| 70-4  | WN9h     | 11  | 14.58 | 12.22 | 10.87          | 1.72 ± 0.10     | 12.46 ± 1.99 | 7.20 ± 2.01          | 219 ± 32   |
| 70-5  | WC9      | 11  | 11.19 | 9.71  | 8.49           | 1.24 ± 0.07     | 2.17 ± 0.44  | 6.31 ± 0.51          | -2 ± 5     |
| 70-6  | WN6b     | 3   | 15.16 | 12.51 | 10.97          | 1.80 ± 0.10     | 7.34 ± 1.30  | 4.29 ± 1.33          | 25 ± 1     |
| 70-7  | WN6b     | 10  | 15.94 | 13.05 | 11.36          | 2.00 ± 0.11     | 7.99 ± 1.43  | 4.27 ± 1.45          | 52 ± 6     |
| 70-8  | WN7      | 10  | 15.64 | 12.59 | 10.91          | 2.20 ± 0.12     | 5.84 ± 1.16  | 4.19 ± 1.19          | 105 ± 17   |
| 70-2  | WN5b     | 3   | 10.88 | 9.52  | 8.66           | 0.86 ± 0.05     | 3.63 ± 0.57  | 5.20 ± 0.63          | 69 ± 8     |
| 70-9  | WC8      | 10  | 15.56 | 12.87 | 11.31          | 1.75 ± 0.10     | 7.20 ± 1.28  | 4.10 ± 1.31          | 29 ± 2     |
| 70-11 | WN7      | 3   | 12.02 | 10.65 | 9.88           | 0.94 ± 0.05     | 6.47 ± 1.25  | 4.05 ± 1.27          | 96 ± 15    |
| 71    | WN6      | 2   | 9.48  | 9.31  | 9.09           | 0.10 ± 0.01     | 5.34 ± 1.05  | 4.93 ± 1.09          | -689 ± 139 |
| 72-3  | WC9      | 12  | 15.62 | 13.05 | 11.53          | 1.82 ± 0.10     | 6.74 ± 1.40  | 3.80 ± 1.42          | 92 ± 15    |
| 72-1  | WC9      | 7   | 10.16 | 9.25  | 8.46           | 0.72 ± 0.04     | 2.73 ± 0.56  | 5.76 ± 0.61          | -4 ± 5     |
| 73-1  | WC7      | 3   | 15.05 | 12.79 | 11.54          | 1.18 ± 0.07     | 10.94 ± 1.88 | 5.42 ± 1.90          | -45 ± 11   |
| 74    | WN7      | 2   | 9.73  | 9.22  | 8.80           | 0.40 ± 0.03     | 5.04 ± 0.97  | 4.28 ± 1.00          | -36 ± 11   |
| 74-1  | WN9ha    | 10  | 15.50 | 12.28 | 10.59          | 2.37 ± 0.13     | 8.15 ± 1.24  | 3.71 ± 1.27          | 13 ± 1     |
| 74-2  | WN7      | 10  | 15.64 | 12.90 | 11.43          | 1.94 ± 0.11     | 8.34 ± 1.66  | 3.64 ± 1.68          | 27 ± 2     |
| 75    | WN6b     | 2   | 8.60  | 8.24  | 7.84           | 0.19 ± 0.02     | 3.64 ± 0.62  | 5.05 ± 0.67          | -74 ± 16   |
| 75a   | WC9      | 2   | 9.96  | 9.14  | 8.50           | 0.56 ± 0.03     | 2.98 ± 0.60  | 5.48 ± 0.65          | -26 ± 9    |
| 75-1  | WC8      | 6   | 13.28 | 11.76 | 10.73          | 0.97 ± 0.06     | 7.89 ± 1.40  | 3.48 ± 1.42          | 57 ± 7     |
| 75-14 | WC9      | 3   | 14.50 | 12.37 | 11.22          | 1.37 ± 0.08     | 7.17 ± 1.50  | 3.34 ± 1.52          | 51 ± 7     |
| 75b   | WC9      | 2   | 9.76  | 9.00  | 8.36           | 0.54 ± 0.04     | 2.82 ± 0.57  | 5.55 ± 0.63          | 36 ± 3     |
| 75-15 | WC8      | 12  | -     | 13.16 | 11.50          | 1.81 ± 0.25     | 7.66 ± 1.61  | 3.32 ± 1.63          | 57 ± 8     |
| 75-6  | WN5b     | 10  | 14.65 | 12.80 | 11.76          | 1.15 ± 0.07     | 13.28 ± 2.12 | 6.86 ± 2.14          | 37 ± 3     |
| 75-16 | WC8      | 12  | -     | 13.49 | 11.83          | 1.81 ± 0.25     | 8.90 ± 1.86  | 3.66 ± 1.88          | 43 ± 5     |
| 75-2  | WC8      | 6   | 15.56 | 12.86 | 11.32          | 1.73 ± 0.10     | 7.31 ± 1.31  | 3.23 ± 1.33          | 44 ± 4     |
| 75-3  | WC8      | 6   | 15.11 | 12.86 | 11.47          | 1.49 ± 0.09     | 8.75 ± 1.57  | 3.52 ± 1.59          | 43 ± 4     |
| 75-4  | WN5b     | 6   | 15.00 | 12.70 | 11.34          | 1.55 ± 0.09     | 9.08 ± 1.47  | 3.65 ± 1.49          | 46 ± 4     |
| 75-17 | WC8      | 12  | 16.00 | 14.17 | 12.75          | 1.39 ± 0.09     | 16.51 ± 3.05 | 9.73 ± 3.06          | 48 ± 5     |
| 75-7  | WC9      | 10  | 14.97 | 12.96 | 11.63          | 1.49 ± 0.08     | 8.21 ± 1.69  | 3.32 ± 1.71          | 46 ± 5     |
| 75-8  | WN4b     | 3   | 15.00 | 12.44 | 10.90          | 1.78 ± 0.10     | 6.22 ± 1.12  | 3.42 ± 1.14          | -11 ± 6    |
| 75c   | WC9      | 13  | 11.62 | 11.12 | 10.52          | 0.44 ± 0.03     | 8.00 ± 1.62  | 2.83 ± 1.64          | 406 ± 78   |
| 75d   | WC9      | 13  | 10.68 | 9.88  | 9.12           | 0.66 ± 0.04     | 3.78 ± 0.77  | 4.72 ± 0.81          | 90 ± 14    |
| 75-10 | WN6b     | 3   | 13.75 | 11.70 | 10.46          | 1.38 ± 0.08     | 7.03 ± 1.23  | 3.11 ± 1.26          | 63 ± 8     |
| 75-5  | WC8      | 6   | 14.90 | 12.77 | 11.43          | 1.41 ± 0.08     | 8.93 ± 1.60  | 3.57 ± 1.62          | -48 ± 12   |
| 75-12 | WN6      | 10  | 15.02 | 12.85 | 11.49          | 1.63 ± 0.09     | 7.98 ± 1.63  | 3.15 ± 1.65          | 49 ± 6     |
| 75-22 | WC9      | 12  | -     | 13.72 | 12.03          | 2.01 ± 0.30     | 7.80 ± 1.99  | 3.14 ± 2.00          | 30 ± 3     |
| 75-13 | WC8      | 10  | 13.60 | 11.67 | 10.39          | 1.30 ± 0.07     | 5.80 ± 1.03  | 3.48 ± 1.06          | 26 ± 1     |
| 75-23 | WC9      | 12  | 10.27 | 9.59  | 8.93           | 0.54 ± 0.03     | 3.67 ± 0.75  | 4.80 ± 0.79          | 49 ± 6     |
| 76-1  | WN9      | 10  | 14.84 | 12.00 | 10.42          | 2.05 ± 0.11     | 8.69 ± 1.41  | 3.14 ± 1.43          | 82 ± 10    |
| 77-1  | WN7b     | 3   | 10.06 | 9.00  | 8.29           | 0.65 ± 0.04     | 4.03 ± 0.63  | 4.45 ± 0.67          | 38 ± 3     |
| 77-2  | WN7      | 8   | 10.75 | 9.52  | 8.73           | 0.93 ± 0.05     | 3.83 ± 0.74  | 4.60 ± 0.78          | 5 ± 3      |
| 77-5  | WN6      | 12  | 10.56 | 9.71  | 9.14           | 0.58 ± 0.03     | 4.37 ± 0.86  | 4.22 ± 0.90          | 17 ± 1     |
| 77-3  | WN6      | 10  | 11.12 | 9.84  | 9.10           | 0.85 ± 0.05     | 3.79 ± 0.75  | 4.64 ± 0.79          | -19 ± 8    |
| 77-4  | WN6      | 3   | 14.14 | 11.85 | 10.59          | 1.58 ± 0.09     | 5.38 ± 1.09  | 3.51 ± 1.12          | -54 ± 15   |
| 77-6  | WN6b     | 3   | 13.56 | 11.93 | 10.95          | 1.04 ± 0.06     | 10.27 ± 1.78 | 3.65 ± 1.80          | 120 ± 17   |
| 77-7  | WC9      | 12  | -     | 13.46 | 12.06          | 1.60 ± 0.22     | 9.51 ± 2.17  | 3.18 ± 2.19          | 61 ± 10    |
| 81    | WC9      | 2   | 8.29  | 7.76  | 7.12           | 0.48 ± 0.03     | 1.64 ± 0.34  | 6.47 ± 0.42          | -55 ± 15   |
| 82    | WN7(h)   | 2   | 9.48  | 9.04  | 8.69           | 0.32 ± 0.02     | 4.98 ± 0.95  | 3.61 ± 0.99          | -182 ± 39  |

Table 8. (Continued)

| WR#    | Sp. Type | ref | J     | H     | $K_S$ | $\bar{A}_{K_S}$ | $d(\text{kpc})$  | $R_G(\text{kpc})$ | $z(\text{pc})$ |
|--------|----------|-----|-------|-------|-------|-----------------|------------------|-------------------|----------------|
| 83     | WN5      | 2   | 10.26 | 9.89  | 9.53  | $0.27 \pm 0.02$ | $4.20 \pm 0.65$  | $4.24 \pm 0.70$   | $-281 \pm 47$  |
| 84     | WN7      | 2   | 9.58  | 8.96  | 8.50  | $0.46 \pm 0.10$ | $4.28 \pm 0.93$  | $3.95 \pm 0.96$   | $4 \pm 3$      |
| 84-2   | WC8      | 12  | 13.98 | 12.20 | 10.98 | $1.21 \pm 0.07$ | $7.95 \pm 1.41$  | $1.73 \pm 1.43$   | $43 \pm 4$     |
| 84-1   | WN9      | 3   | 12.37 | 10.43 | 9.19  | $1.51 \pm 0.08$ | $6.31 \pm 1.00$  | $2.28 \pm 1.03$   | $40 \pm 3$     |
| 84-4   | WN7ha    | 3   | 10.88 | 10.00 | 9.49  | $0.69 \pm 0.04$ | $16.50 \pm 3.02$ | $8.86 \pm 3.03$   | $35 \pm 3$     |
| 84-5   | WC9      | 12  | 14.34 | 12.78 | 11.59 | $1.24 \pm 0.07$ | $9.03 \pm 1.86$  | $1.97 \pm 1.87$   | $75 \pm 11$    |
| 88     | WC9      | 2   | 9.03  | 8.56  | 8.05  | $0.36 \pm 0.03$ | $2.66 \pm 0.54$  | $5.37 \pm 0.60$   | $114 \pm 19$   |
| 90     | WC7      | 2   | 6.25  | 6.09  | 5.52  | $0.05 \pm 0.02$ | $1.14 \pm 0.19$  | $6.92 \pm 0.32$   | $-76 \pm 16$   |
| 91     | WN7b     | 2   | 9.53  | 8.77  | 8.20  | $0.44 \pm 0.03$ | $4.25 \pm 0.66$  | $3.92 \pm 0.70$   | $-60 \pm 12$   |
| 91-1   | WC7      | 3   | 15.11 | 12.05 | 10.33 | $1.80 \pm 0.10$ | $4.69 \pm 0.82$  | $3.41 \pm 0.85$   | $80 \pm 11$    |
| 92     | WC9      | 2   | 9.50  | 9.22  | 8.82  | $0.21 \pm 0.02$ | $4.07 \pm 0.82$  | $4.20 \pm 0.86$   | $-294 \pm 63$  |
| 93a    | WN3      | 2   | 13.88 | 13.22 | 12.72 | $0.65 \pm 0.02$ | $10.22 \pm 3.25$ | $2.20 \pm 3.27$   | $694 \pm 214$  |
| 93b    | WO3      | 14  | -     | -     | 10.17 | $0.73 \pm 0.04$ | $2.18 \pm 0.32$  | $5.84 \pm 0.40$   | $-13 \pm 5$    |
| 94     | WN5      | 2   | 7.09  | 6.19  | 5.91  | $0.32 \pm 0.02$ | $0.78 \pm 0.12$  | $7.23 \pm 0.28$   | $16 \pm 1$     |
| 94-1   | WC9      | 12  | 15.99 | 12.59 | 10.76 | $2.31 \pm 0.13$ | $3.78 \pm 0.81$  | $4.24 \pm 0.85$   | $35 \pm 3$     |
| 98-1   | WC8      | 12  | 13.52 | 11.70 | 10.56 | $1.17 \pm 0.03$ | $6.67 \pm 1.18$  | $1.34 \pm 1.20$   | $45 \pm 5$     |
| 100    | WN7b     | 2   | 8.85  | 8.27  | 7.72  | $0.38 \pm 0.03$ | $3.50 \pm 0.54$  | $4.51 \pm 0.60$   | $-58 \pm 12$   |
| 100-3  | WN8      | 12  | 13.90 | 11.52 | 10.17 | $1.71 \pm 0.05$ | $7.20 \pm 1.21$  | $0.82 \pm 1.24$   | $-17 \pm 6$    |
| 100-1  | WN7b     | 3   | 15.12 | 12.61 | 11.08 | $1.75 \pm 0.04$ | $8.75 \pm 1.37$  | $0.75 \pm 1.39$   | $12 \pm 1$     |
| 101    | WC8      | 2   | 9.62  | 8.78  | 7.89  | $0.66 \pm 0.04$ | $2.46 \pm 0.43$  | $5.54 \pm 0.50$   | $-42 \pm 11$   |
| 101-3  | WN8      | 3   | 16.67 | 13.08 | 11.09 | $2.61 \pm 0.05$ | $7.49 \pm 1.26$  | $0.51 \pm 1.28$   | $25 \pm 1$     |
| 101-8  | WC9      | 15  | -     | 14.67 | 12.70 | $2.31 \pm 0.11$ | $9.23 \pm 1.93$  | $1.23 \pm 1.94$   | $5 \pm 3$      |
| 101-5  | WN6b     | 3   | -     | 15.21 | 12.22 | $3.68 \pm 0.17$ | $5.50 \pm 1.04$  | $2.50 \pm 1.07$   | $22 \pm 1$     |
| 101-9  | WC9      | 15  | -     | 14.62 | 12.02 | $3.17 \pm 0.13$ | $4.53 \pm 0.96$  | $3.47 \pm 0.99$   | $15 \pm 1$     |
| 101-1  | WN9h     | 3   | 15.55 | 12.26 | 10.42 | $2.39 \pm 0.05$ | $7.40 \pm 1.15$  | $0.60 \pm 1.18$   | $19 \pm 0$     |
| 101p   | WC8      | 3   | 16.32 | 13.05 | 11.20 | $2.16 \pm 0.06$ | $5.68 \pm 1.02$  | $2.32 \pm 1.05$   | $21 \pm 1$     |
| 102    | WO2      | 2   | -     | -     | 10.62 | $0.50 \pm 0.10$ | $2.99 \pm 0.45$  | $5.02 \pm 0.52$   | $93 \pm 11$    |
| 102-12 | WN9      | 3   | -     | 13.61 | 11.14 | $3.20 \pm 0.14$ | $7.11 \pm 1.18$  | $0.89 \pm 1.20$   | $22 \pm 1$     |
| 102b   | WN7b     | 3   | 15.44 | 12.48 | 10.85 | $1.95 \pm 0.04$ | $7.18 \pm 1.11$  | $0.82 \pm 1.14$   | $14 \pm 1$     |
| 102bd  | WC9      | 3   | 16.26 | 13.47 | 11.49 | $2.26 \pm 0.07$ | $5.40 \pm 1.14$  | $2.60 \pm 1.16$   | $15 \pm 1$     |
| 102-17 | WN6b     | 3   | 16.33 | 13.27 | 11.43 | $2.16 \pm 0.04$ | $7.69 \pm 1.33$  | $0.32 \pm 1.35$   | $9 \pm 2$      |
| 102-8  | WN9      | 3   | -     | 13.74 | 11.24 | $3.23 \pm 0.15$ | $7.34 \pm 1.24$  | $0.66 \pm 1.26$   | $14 \pm 1$     |
| 102-9  | WN9      | 3   | 16.56 | 12.72 | 10.54 | $2.84 \pm 0.05$ | $6.37 \pm 0.99$  | $1.63 \pm 1.02$   | $12 \pm 1$     |
| 102-10 | WN8      | 3   | 17.06 | 13.07 | 10.78 | $2.97 \pm 0.06$ | $5.48 \pm 0.92$  | $2.52 \pm 0.95$   | $12 \pm 1$     |
| 102-19 | WN5      | 12  | 11.84 | 10.95 | 10.32 | $0.65 \pm 0.04$ | $5.08 \pm 0.79$  | $2.98 \pm 0.83$   | $73 \pm 8$     |
| 102-20 | WC9      | 12  | -     | 12.38 | 10.89 | $1.74 \pm 0.26$ | $5.22 \pm 1.25$  | $2.85 \pm 1.27$   | $-3 \pm 5$     |
| 102l   | WN8      | 2   | 8.83  | 8.10  | 7.57  | $0.56 \pm 0.04$ | $4.15 \pm 0.69$  | $3.91 \pm 0.73$   | $36 \pm 3$     |
| 107    | WN8      | 2   | 9.38  | 8.69  | 8.19  | $0.52 \pm 0.04$ | $5.62 \pm 0.93$  | $2.57 \pm 0.96$   | $4 \pm 3$      |
| 107a   | WC6      | 2   | 11.17 | 10.31 | 9.38  | $0.53 \pm 0.04$ | $5.04 \pm 1.58$  | $3.09 \pm 1.60$   | $-17 \pm 12$   |
| 108    | WN9ha    | 2   | 7.66  | 7.34  | 7.10  | $0.30 \pm 0.02$ | $4.25 \pm 0.60$  | $3.82 \pm 0.65$   | $-44 \pm 9$    |
| 110    | WN5b     | 2   | 7.12  | 6.72  | 6.22  | $0.27 \pm 0.02$ | $1.55 \pm 0.24$  | $6.48 \pm 0.35$   | $30 \pm 2$     |
| 111-1  | WN6      | 7   | 12.58 | 11.06 | 10.31 | $0.91 \pm 0.05$ | $6.45 \pm 1.27$  | $2.01 \pm 1.30$   | $-26 \pm 9$    |
| 111-5* | WN9      | 3   | 13.80 | 11.97 | 10.92 | $1.32 \pm 0.07$ | $15.29 \pm 2.41$ | $7.66 \pm 2.43$   | $-14 \pm 5$    |
| 111-6  | WC9      | 12  | 14.24 | 13.35 | 10.75 | $2.05 \pm 0.13$ | $4.22 \pm 0.92$  | $3.99 \pm 0.95$   | $21 \pm 1$     |
| 111-3  | WC8      | 6   | 11.21 | 9.70  | 8.57  | $1.05 \pm 0.06$ | $2.81 \pm 0.49$  | $5.30 \pm 0.55$   | $26 \pm 1$     |
| 113-1  | WN7      | 7   | 9.09  | 8.30  | 7.76  | $0.58 \pm 0.04$ | $2.88 \pm 0.56$  | $5.27 \pm 0.61$   | $-0 \pm 4$     |
| 114-1  | WN7b     | 7   | 12.21 | 11.24 | 10.61 | $0.55 \pm 0.04$ | $12.25 \pm 1.91$ | $5.52 \pm 1.93$   | $230 \pm 33$   |
| 114-2  | WC8      | 12  | 14.45 | 12.90 | 11.69 | $1.13 \pm 0.07$ | $11.43 \pm 2.07$ | $4.66 \pm 2.09$   | $138 \pm 22$   |
| 115-1  | WN6      | 7   | 10.32 | 9.52  | 8.96  | $0.56 \pm 0.03$ | $4.07 \pm 0.80$  | $4.32 \pm 0.84$   | $-21 \pm 8$    |
| 115-2  | WN8      | 10  | 11.53 | 10.13 | 9.28  | $1.02 \pm 0.06$ | $7.36 \pm 1.22$  | $2.56 \pm 1.25$   | $-16 \pm 6$    |
| 115-3  | WN7      | 10  | 9.59  | 8.82  | 8.30  | $0.56 \pm 0.03$ | $3.72 \pm 0.71$  | $4.63 \pm 0.76$   | $-8 \pm 5$     |
| 116    | WN8h     | 2   | 8.21  | 7.57  | 6.95  | $0.60 \pm 0.03$ | $3.07 \pm 0.50$  | $5.20 \pm 0.56$   | $3 \pm 3$      |
| 116-2  | WN5      | 6   | 14.07 | 12.75 | 11.93 | $0.94 \pm 0.05$ | $9.32 \pm 1.46$  | $3.65 \pm 1.48$   | $162 \pm 22$   |
| 116-3  | WN6ha    | 3   | 10.68 | 9.91  | 9.43  | $0.61 \pm 0.04$ | $14.53 \pm 2.36$ | $7.66 \pm 2.37$   | $-29 \pm 8$    |
| 117-1  | WN7      | 10  | 9.09  | 8.29  | 7.63  | $0.68 \pm 0.04$ | $2.59 \pm 0.50$  | $5.67 \pm 0.56$   | $11 \pm 2$     |
| 118-4  | WC8      | 10  | 12.18 | 10.52 | 9.36  | $1.12 \pm 0.06$ | $3.92 \pm 0.68$  | $4.63 \pm 0.73$   | $-7 \pm 5$     |
| 118-7  | WC9      | 12  | 15.91 | 12.89 | 11.01 | $2.25 \pm 0.12$ | $4.37 \pm 0.92$  | $4.42 \pm 0.95$   | $30 \pm 2$     |
| 118-8  | WC9      | 12  | 15.63 | 13.02 | 11.29 | $2.00 \pm 0.11$ | $5.55 \pm 1.16$  | $3.84 \pm 1.19$   | $23 \pm 1$     |
| 118-6  | WN7      | 10  | 13.64 | 11.73 | 10.59 | $1.42 \pm 0.08$ | $7.21 \pm 1.40$  | $3.39 \pm 1.43$   | $-31 \pm 10$   |
| 118-9  | WC9      | 12  | 14.78 | 13.04 | 11.15 | $1.87 \pm 0.12$ | $5.54 \pm 1.20$  | $3.89 \pm 1.22$   | $29 \pm 2$     |
| 119-2  | WC8      | 10  | 11.83 | 10.49 | 9.56  | $0.83 \pm 0.05$ | $4.90 \pm 0.85$  | $4.22 \pm 0.89$   | $21 \pm 1$     |
| 119-3  | WN7      | 12  | 13.27 | 11.50 | 10.50 | $1.25 \pm 0.07$ | $7.46 \pm 1.46$  | $3.47 \pm 1.48$   | $-40 \pm 12$   |

**Table 8.** (Continued)

| WR#    | Sp. Type  | ref | J     | H     | K <sub>S</sub> | $\bar{A}_{K_S}$ | <i>d</i> (kpc) | R <sub>G</sub> (kpc) | <i>z</i> (pc) |
|--------|-----------|-----|-------|-------|----------------|-----------------|----------------|----------------------|---------------|
| 120    | WN7       | 2   | 8.90  | 8.41  | 8.01           | 0.38 ± 0.03     | 3.54 ± 0.68    | 5.14 ± 0.73          | 37 ± 3        |
| 120-1  | WC9       | 7   | 11.05 | 10.17 | 9.44           | 0.65 ± 0.04     | 4.41 ± 0.90    | 4.56 ± 0.93          | 24 ± 1        |
| 120-11 | WC8       | 12  | 12.35 | 11.15 | 10.25          | 0.77 ± 0.04     | 6.95 ± 1.21    | 3.60 ± 1.23          | −25 ± 8       |
| 120-7  | WN7       | 10  | 10.22 | 9.21  | 8.51           | 0.78 ± 0.04     | 3.71 ± 0.71    | 5.00 ± 0.76          | 12 ± 2        |
| 120-8  | WN9       | 3   | 12.86 | 10.82 | 9.66           | 1.47 ± 0.08     | 7.97 ± 1.26    | 3.91 ± 1.29          | 60 ± 6        |
| 120-3  | WN9       | 16  | 11.95 | 10.22 | 9.16           | 1.29 ± 0.07     | 6.89 ± 1.08    | 3.82 ± 1.11          | 60 ± 6        |
| 120-4  | WN9       | 16  | 11.85 | 10.26 | 9.27           | 1.20 ± 0.07     | 7.55 ± 1.19    | 3.85 ± 1.21          | 60 ± 6        |
| 120-5  | WC8       | 16  | 12.39 | 10.83 | 9.75           | 1.03 ± 0.06     | 4.89 ± 0.85    | 4.37 ± 0.89          | 47 ± 5        |
| 120-6  | WN6       | 11  | 13.51 | 12.83 | 12.32          | 0.48 ± 0.03     | 19.85 ± 3.92   | 13.44 ± 3.92         | 177 ± 31      |
| 120-9  | WN7ha     | 3   | 15.15 | 12.55 | 11.14          | 1.95 ± 0.11     | 19.74 ± 3.81   | 13.27 ± 3.82         | −16 ± 7       |
| 120-10 | WN7       | 10  | 10.00 | 9.16  | 8.53           | 0.67 ± 0.04     | 3.94 ± 0.76    | 4.97 ± 0.80          | 47 ± 5        |
| 121-2  | WN7       | 10  | 14.22 | 12.23 | 11.13          | 1.40 ± 0.08     | 9.29 ± 1.84    | 4.53 ± 1.85          | 8 ± 2         |
| 121-3  | WN7       | 10  | 13.81 | 11.87 | 10.73          | 1.43 ± 0.08     | 7.66 ± 1.49    | 3.95 ± 1.51          | 4 ± 3         |
| 121-1  | WN7h      | 11  | 10.94 | 10.07 | 9.47           | 0.66 ± 0.04     | 6.12 ± 1.18    | 4.27 ± 1.21          | 14 ± 1        |
| 121-4  | WC7       | 12  | 14.13 | 12.13 | 10.66          | 1.31 ± 0.07     | 6.89 ± 1.18    | 4.07 ± 1.21          | −62 ± 14      |
| 122-2  | WN9       | 3   | 12.49 | 10.68 | 9.61           | 1.33 ± 0.07     | 8.35 ± 1.32    | 4.68 ± 1.34          | −13 ± 5       |
| 122-3  | WN6       | 3   | 12.81 | 11.06 | 9.99           | 1.27 ± 0.07     | 4.72 ± 0.94    | 4.90 ± 0.97          | 25 ± 1        |
| 122-4  | WC8       | 10  | 14.70 | 12.67 | 11.25          | 1.45 ± 0.08     | 8.07 ± 1.44    | 5.17 ± 1.46          | −45 ± 12      |
| 122-5  | WC8       | 10  | 14.25 | 12.27 | 10.99          | 1.31 ± 0.08     | 7.61 ± 1.35    | 5.03 ± 1.37          | −42 ± 11      |
| 123    | WN8       | 2   | 9.52  | 9.28  | 8.92           | 0.26 ± 0.02     | 8.81 ± 1.45    | 4.48 ± 1.48          | −711 ± 120    |
| 123-1  | WN6       | 7   | 10.59 | 9.47  | 8.71           | 0.83 ± 0.05     | 3.20 ± 0.63    | 6.04 ± 0.68          | 28 ± 2        |
| 123-4  | WC8       | 12  | 16.31 | 14.38 | 13.68          | 0.80 ± 0.09     | 33.24 ± 6.41   | 27.58 ± 6.42         | −56 ± 15      |
| 123-3  | WN8       | 10  | 12.22 | 10.81 | 9.94           | 1.05 ± 0.06     | 9.83 ± 1.63    | 6.79 ± 1.65          | 110 ± 15      |
| 124-8  | WN6       | 12  | 8.61  | 7.99  | 7.80           | 0.18 ± 0.02     | 2.84 ± 0.56    | 6.36 ± 0.61          | 46 ± 5        |
| 124-3  | WC7       | 12  | 12.95 | 11.82 | 10.77          | 0.71 ± 0.04     | 9.47 ± 1.60    | 7.11 ± 1.61          | 85 ± 11       |
| 124-9  | WC6       | 12  | 13.90 | 12.72 | 11.67          | 0.73 ± 0.04     | 13.17 ± 4.12   | 9.88 ± 4.13          | 195 ± 55      |
| 124-10 | WC6       | 12  | 14.35 | 12.59 | 11.33          | 1.06 ± 0.06     | 9.66 ± 3.03    | 7.37 ± 3.04          | 79 ± 19       |
| 124-6  | WC6       | 3   | 12.67 | 10.91 | 9.68           | 1.04 ± 0.06     | 4.57 ± 1.43    | 6.08 ± 1.45          | −11 ± 9       |
| 124-7  | WC8       | 12  | 12.83 | 11.02 | 9.58           | 1.40 ± 0.08     | 3.82 ± 0.67    | 6.21 ± 0.72          | −5 ± 4        |
| 124-11 | WN6b      | 3   | 12.65 | 11.19 | 10.25          | 0.95 ± 0.05     | 7.77 ± 1.35    | 6.92 ± 1.37          | 112 ± 16      |
| 125-1  | WC8       | 7   | 10.20 | 9.61  | 9.07           | 0.28 ± 0.02     | 5.06 ± 0.87    | 6.56 ± 0.91          | 6 ± 2         |
| 125-4  | WN7       | 10  | 12.71 | 11.07 | 10.12          | 1.18 ± 0.07     | 6.47 ± 1.26    | 6.61 ± 1.28          | −1 ± 4        |
| 128    | WN4(h)    | 2   | 9.97  | 9.84  | 9.62           | 0.25 ± 0.02     | 3.57 ± 0.72    | 6.67 ± 0.77          | −216 ± 48     |
| 129    | WN4       | 2   | 11.08 | 10.72 | 10.40          | 0.41 ± 0.03     | 4.75 ± 0.96    | 7.47 ± 0.99          | 222 ± 41      |
| 130    | WN8h      | 2   | 8.45  | 7.87  | 7.45           | 0.42 ± 0.03     | 4.16 ± 0.69    | 7.52 ± 0.73          | 89 ± 11       |
| 132    | WC6       | 2   | 10.18 | 9.76  | 9.05           | 0.22 ± 0.02     | 4.97 ± 1.55    | 7.80 ± 1.57          | 115 ± 30      |
| 142a   | WC7       | 17  | 9.27  | 8.09  | 7.12           | 0.64 ± 0.04     | 1.83 ± 0.31    | 7.87 ± 0.40          | 91 ± 12       |
| 142-1  | WN6       | 18  | 8.77  | 7.86  | 7.19           | 0.69 ± 0.04     | 1.70 ± 0.34    | 7.93 ± 0.42          | 106 ± 17      |
| 147    | WN8(h)+OB | 2   | 6.01  | 4.86  | 4.11           | 0.87 ± 0.05     | 0.73 ± 0.12    | 7.90 ± 0.28          | 15 ± 1        |
| 148    | WN8h      | 2   | 8.76  | 8.53  | 8.32           | 0.15 ± 0.02     | 7.05 ± 1.16    | 10.64 ± 1.20         | 814 ± 131     |
| 149    | WN5       | 2   | 10.62 | 10.06 | 9.61           | 0.40 ± 0.03     | 4.11 ± 0.64    | 8.96 ± 0.68          | 66 ± 7        |
| 150    | WC5       | 2   | 10.72 | 10.31 | 9.60           | 0.22 ± 0.02     | 5.71 ± 1.03    | 10.31 ± 1.07         | −228 ± 45     |

Spectral types: (1)Marchenko et al. (2004), (2)van der Hucht (2001), (3) this work, (4)Crowther et al. (1998), (5)Williams, Rauw & van der Hucht (2009b), (6)Shara et al. (2009), (7)Hadfield et al. (2007), (8)Mauerhan et al. (2009), (9)Kurtev et al. (2007), (10)Mauerhan et al. (2011), (11)Wachter et al. (2010), (12)Shara et al. (2012), (13)Hopewell et al. (2005), (14)Drew et al. (2004), (15)Mauerhan et al. (2010c), (16)Mauerhan et al. (2010b), (17)Pasquali et al (2002), (18)Littlefield et al. (2012),



## APPENDIX A: RECENTLY DISCOVERED WR STARS

In Table A1 provide identifications and coordinates of all 322 Wolf-Rayet stars discovered between publication of the Annex (van der Hucht 2006) to the VIIth catalogue of WR stars (van der Hucht 2001) and March 2014. Table A1 includes revised distances for stars for which high quality near-IR photometry and a well-determined spectral type ( $\pm 1$ ) are available. Following a request to the IAU Working Group for Massive Stars, a panel comprising P.A. Crowther, W-R Hamann, I.D. Howarth, K.A. van der Hucht, G. Rauw came up with a set of proposals that was approved by the Working Group in December 2012. Consequently, a revised nomenclature scheme has been introduced for Galactic WR stars as follows:

(i) All WR identifications up to the VIIth Catalogue (van der Hucht 2001) and Annex (van der Hucht 2006) remain unchanged since many are in widespread usage in the literature (e.g. WR 20, WR 20a).

(ii) All subsequent discoveries are switched from alphabetical (WRXXa, b) to numerical (WRXX-1, -2) identification, sorted by year/month of discovery, in RA order if multiple discoveries arise from a single source. By way of example, three WR stars have been discovered since 2006 between the RA's of WR 20 and WR 21. The first, discovered by Mauerhan et al. (2011), is assigned WR 20-1, while two further discoveries from Roman-Lopes, Barba, & Morrell (2011a) are assigned WR 20-2 and -3 (RA ordered).

(iii) Multiple WR stars identified within a single source are indicated with CAPITAL letters (e.g. WR 43a, b, c replaced with WR 43A, B, C).

(iv) The current Galactic WR census is maintained at <http://pacrowther.staff.shef.ac.uk/WRcat/>

**Table A1.** WR stars discovered since the van der Hucht (2006) updated catalogue (up to March 2014). Distances are indicated for the stars that feature in this study.

| WR    | Alias                 | RA<br>(hh:mm:ss) | Dec<br>(±dd:mm:ss) | Ref  | Sp Type   | Ref  | Distance<br>kpc |
|-------|-----------------------|------------------|--------------------|------|-----------|------|-----------------|
| 17-1  | SMG09 668_4           | 10:16:26.226     | -57:28:05.70       | 1    | WN5b      | 1    | 5.4±0.9         |
| 20-2  | WR 20aa, SS215        | 10:23:23.49      | -58:00:20.80       | 19   | O2 If/WN6 | 19   | —               |
| 20-1  | MDM11 1               | 10:23:28.80      | -57:46:29.4        | 5    | WN7–8     | 5    | —               |
| 20-3  | WR 20c                | 10:25:02.60      | -57:21:47.30       | 19   | O2 If/WN6 | 19   | —               |
| 42-1  | WR 42e, SB04 #954     | 11:14:45.50      | -61:15:00.1        | 21   | O2 If/WN6 | 21   | —               |
| 43-2  | MTT 58                | 11:15:07.60      | -61:16:54.8        | 22   | O2 If/WN6 | 22   | —               |
| 43-1  | SMG09 740_21          | 11:16:03.536     | -61:26:58.34       | 1    | WN4b      | 1    | 6.9±1.2         |
| 44-1  | SMG09 740_16          | 11:19:42.96      | -61:27:12.40       | 1    | WCE       | 1    | —               |
| 45-1  | HDM07 1               | 11:42:37.66      | -62:41:19.30       | 2    | WN9–10h   | 2    | —               |
| 45-2  | SMG09 768_6           | 11:46:06.66      | -62:47:12.70       | 1    | WN5       | 1    | —               |
| 45-3  | SMG09 772_17          | 11:50:04.242     | -62:52:15.44       | 1    | WN5b      | 0    | 11.9±1.9        |
| 45-4  | SMG09 776_3           | 11:55:52.116     | -62:45:02.28       | 1    | WN6       | 1    | 6.7±1.3         |
| 45-5  | VVV CL009-6           | 11:56:03.78      | -63:18:54.44       | 23   | Of/WN7    | 23   | —               |
| 46-1  | HDM07 2               | 12:06:56.480     | -62:38:30.45       | 2    | WN6o      | 2    | 7.2±1.4         |
| 46-7  | J12100795-6244194     | 12:10:07.95      | -62:44:19.40       | 3    | WC5–7     | 3    | —               |
| 46-8  | J12110256-6257476     | 12:11:02.567     | -62:57:47.61       | 3    | WN6       | 3    | 5.1±1.0         |
| 46-16 | RMM11 #5              | 12:11:54.1       | -63:17:04.0        | 24   | WN9       | 24   | —               |
| 46-9  | J12121681-6246145     | 12:12:16.814     | -62:46:14.54       | 3    | WN5       | 0    | 3.6±0.6         |
| 46-17 | VVV CL011-2           | 12:12:41.13      | -62:42:30.71       | 23   | WN9/OIf+  | 23   | —               |
| 46-10 | SMG09 791_12c         | 12:13:28.29      | -62:41:42.90       | 1    | WCE       | 1    | —               |
| 46-2  | HDM07 3               | 12:13:38.790     | -63:08:58.06       | 2    | WN7h      | 2    | 4.9±0.9         |
| 46-3  | KBG07 4               | 12:14:31.54      | -62:58:54.30       | 4    | WN7–8     | 4    | —               |
| 46-4  | KBG07 3               | 12:14:31.76      | 062:58:51.90       | 4    | Ofp/WN    | 4    | —               |
| 46-5  | KBG07 2               | 12:14:33.090     | -62:58:51.00       | 4    | WN6       | 4    | 8.6±2.0         |
| 46-6  | KBG07 1               | 12:14:33.910     | -62:58:48.70       | 4    | WN7       | 4    | 9.1±2.2         |
| 46-15 | MDM11 2               | 12:15:12.492     | -62:46:43.89       | 5    | WN8       | 5    | 7.6±1.3         |
| 46-11 | SMG09 808_14          | 12:28:41.91      | -63:25:46.10       | 1    | WCE       | 1    | —               |
| 46-12 | SMG09 808_23          | 12:28:50.995     | -63:17:00.23       | 1    | WN4b      | 0    | 16.2±2.8        |
| 46-13 | SMG09 807_16          | 12:30:03.86      | -62:50:17.10       | 1    | WC7       | 1    | —               |
| 46-14 | SMG09 816_10          | 12:38:18.781     | -63:24:19.74       | 1    | WN5b      | 1    | 11.0±1.7        |
| 47-1  | HDM07 4               | 12:46:16.140     | -62:57:23.47       | 2    | WN6o      | 2    | 8.0±1.6         |
| 47-2  | SMG09 832_25          | 12:55:44.26      | -63:35:50.0        | 1    | WC5–6     | 1    | —               |
| 47-3  | SMG09 856_13c         | 13:03:11.08      | -63:42:16.20       | 1    | WC5–6     | 1    | —               |
| 47-4  | SMG09 839_12          | 13:04:50.08      | -63:04:40.20       | 1    | WC5–6     | 1    | —               |
| 48-1  | HDM07 5               | 13:10:12.073     | -62:39:06.57       | 2    | WC7       | 2    | 5.6±0.9         |
| 48-6  | MDM11 3               | 13:12:09.059     | -62:43:26.71       | 5    | WN9       | 5, 0 | 4.2±0.6         |
| 48-3  | SMG09 845_34          | 13:12:21.307     | -62:40:12.58       | 1    | WC8       | 1    | 4.2±0.6         |
| 48-10 | DCT12 D1-2            | 13:12:24.980     | -62:42:00.20       | 6    | WN9h      | 0    | 4.2±0.6         |
| 48-7  | MDM11 5               | 13:12:25.460     | -62:44:41.70       | 5    | WN8       | 0    | 4.2±0.6         |
| 48-4  | SMG09 845_35, MDM11 6 | 13:12:27.670     | -62:44:22.00       | 1    | WC6       | 0    | 4.2±0.6         |
| 48-8  | MDM11 7, DCT12 D1-5   | 13:12:28.50      | -62:41:50.9        | 5, 6 | WNLh      | 6    | —               |
| 48-9  | MDM11 8, DCT12 D1-1   | 13:12:28.550     | -62:41:43.80       | 5, 6 | WN9h      | 5    | 4.2±0.6         |
| 48-5  | SMG09 847_8           | 13:12:45.354     | -63:05:52.00       | 1    | WN6b      | 0    | 7.1±1.2         |
| 48-2  | DCT12 D2-3            | 13:12:57.700     | -62:40:59.90       | 3    | WC7–8     | 6    | 4.2±0.6         |
| 49-1  | MDM11 9               | 13:14:57.048     | -62:23:53.34       | 5    | WN8       | 5    | 11.3±1.9        |
| 52-1  | SMG09 853_9           | 13:22:16.082     | -62:30:57.45       | 1    | WN6       | 1    | 9.0±1.8         |
| 52-2  | SMG09 858_26          | 13:28:15.876     | -62:06:23.57       | 1    | WN6       | 1    | 8.1±1.6         |
| 57-1  | MDM11 10              | 13:44:06.952     | -62:45:02.20       | 5    | WN7       | 5    | 9.7±1.9         |
| 59-1  | SMG09 883_18          | 13:52:02.36      | -62:26:46.0        | 1    | WCE       | 1    | —               |
| 59-2  | SMC09 885_11          | 13:54:13.45      | -61:50:01.80       | 1    | WC5–6     | 1    | —               |
| 60-3  | MDM11 11              | 14:01:15.49      | -62:38:19.9        | 5    | WC7       | 5    | —               |
| 60-4  | MDM11 12              | 14:04:36.672     | -61:29:16.52       | 5    | WC8       | 5    | 5.7±1.0         |
| 60-5  | WR 60a                | 14:06:03.619     | -60:27:29.58       | 7    | WC7       | 0    | 6.0±1.0         |
| 60-6  | VVV CL036-9           | 14:09:04.30      | -61:15:53.78       | 23   | WN6       | 23   | —               |
| 60-1  | SMG09 897_5           | 14:10:10.015     | -61:15:25.59       | 1    | WC8       | 1    | 4.6±0.8         |
| 60-2  | SMG09 903_15c         | 14:12:36.54      | -61:45:32.70       | 1    | WC8       | 1    | —               |
| 61-2  | SMG09 907_18          | 14:16:27.372     | -61:17:56.25       | 1    | WN5b      | 1    | 4.9±0.8         |
| 61-3  | MDM11 13              | 14:20:30.746     | -60:48:22.12       | 5    | WC9       | 5    | 4.8±1.0         |
| 61-1  | J14212314-6018041     | 14:21:23.148     | -60:18:04.12       | 3    | WN6       | 3    | 4.7±0.9         |
| 62-1  | AX J144701-5919       | 14:46:53.58      | -59:19:38.3        | 25   | WN7-8h    | 25   | —               |

Table A1. (Continued)

| WR    | Alias                            | RA<br>(hh:mm:ss) | Dec<br>(±dd:mm:ss) | Ref | Sp Type     | Ref | Distance<br>kpc |
|-------|----------------------------------|------------------|--------------------|-----|-------------|-----|-----------------|
| 64-1  | SMG09 956_25                     | 15:01:30.119     | -59:16:12.06       | 1   | WN4b        | 1   | 6.8±1.2         |
| 67-3  | G321.0331-0.4274                 | 15:15:39.44      | -58:08:16.0        | 26  | WN10        | 26  | –               |
| 67-1  | WR67a                            | 15:16:36.96      | -58:09:58.7        | 8   | WN6h        | 8   | –               |
| 67-2  | WR67b                            | 15:17:46.301     | -57:56:59.29       | 8   | WC7         | 0   | 3.7±0.6         |
| 68-1  | SMG09 979_11                     | 15:20:35.916     | -57:27:11.95       | 1   | WN4b        | 1   | 8.9±1.6         |
| 70-1  | WMD10 9,<br>J15352652-5604123    | 15:35:26.528     | -56:04:12.33       | 3   | WN7         | 3   | 12.4±2.4        |
| 70-3  | SMG09 1011_24                    | 15:43:04.681     | -55:11:12.35       | 1   | WC7         | 0   | 4.7±0.8         |
| 70-4  | WMD10 10                         | 15:45:59.143     | -53:32:32.50       | 9   | WN9h        | 9   | 12.5±2.0        |
| 70-5  | WMD10 11b                        | 15:48:42.105     | -55:07:54.21       | 9   | WC9         | 9   | 2.2±0.4         |
| 70-10 | SFZ12 1023-63L                   | 15:52:09.48      | -54:17:14.5        | 10  | WC7:        | 10  | –               |
| 70-6  | MDM11 14                         | 15:53:31.854     | -53:45:44.40       | 5   | WN6b        | 0   | 7.3±1.3         |
| 70-7  | MDM11 15                         | 15:58:49.712     | -52:51:32.46       | 5   | WN6b        | 5   | 8.0±1.4         |
| 70-8  | MDM11 16                         | 15:58:54.933     | -52:02:45.52       | 5   | WN7         | 5   | 5.8±1.2         |
| 70-2  | J15595671-5159299                | 15:59:56.715     | -51:59:29.93       | 3   | WN5b        | 0   | 3.6±0.6         |
| 70-9  | MDM11 17                         | 16:00:23.265     | -52:51:42.32       | 5   | WC8         | 5   | 7.2±1.3         |
| 70-11 | SFZ12 1042-25L                   | 16:00:25.264     | -52:03:29.62       | 10  | WN7         | 0   | 6.5±1.2         |
| 70-12 | SFZ12 1038-22L                   | 16:00:26.41      | -52:11:10.1        | 10  | WC7:        | 10  | –               |
| 72-3  | SFZ12 1054-43L,<br>MDM11 18      | 16:10:06.251     | -50:47:58.56       | 10  | WC9         | 10  | 6.7±1.4         |
| 72-4  | SFZ12 1051-67L                   | 16:00:06.67      | -51:47:24.5        | 10  | WC7:        | 10  | –               |
| 72-1  | HDM07 6                          | 16:11:39.271     | -52:05:45.81       | 2   | WC9         | 2   | 2.7±0.6         |
| 72-2  | SMG09 1053_27                    | 16:11:43.70      | -51:10:16.6        | 1   | WC8         | 1   | –               |
| 73-1  | SMG09 1059_34                    | 16:14:37.237     | -51:26:26.33       | 1   | WC7         | 0   | 10.9±1.9        |
| 74-1  | MDM11 19                         | 16:20:51.436     | -50:04:03.33       | 5   | WN9ha       | 5   | 8.1±1.2         |
| 74-3  | SFZ12 1077-55L                   | 16:24:22.70      | -49:00:42.3        | 10  | WC6:        | 10  | –               |
| 74-2  | MDM11 20                         | 16:24:23.294     | -49:21:29.59       | 5   | WN7         | 5   | 8.3±1.7         |
| 75-1  | SMG09 1081_21                    | 16:24:58.868     | -48:56:52.45       | 1   | WC8         | 1   | 7.9±1.4         |
| 75-14 | SFZ12 1085-72L                   | 16:27:42.390     | -48:30:34.20       | 10  | WC9         | 0   | 7.2±1.5         |
| 75-15 | SFZ12 1085-69L                   | 16:28:40.260     | -48:18:12.95       | 10  | WC8         | 10  | 7.7±1.6         |
| 75-6  | MDM11 21                         | 16:28:53.428     | -48:33:39.41       | 5   | WN5b        | 5   | 13.3±2.1        |
| 75-16 | SFZ12 1085-83L                   | 16:29:35.838     | -48:19:34.20       | 10  | WC8         | 10  | 8.9±1.9         |
| 75-25 | VVV CL073-2                      | 16:30:23.73      | -48:13:05.48       | 23  | WN9/O4-6If+ | 23  | –               |
| 75-26 | VVV CL073-4                      | 16:30:23.98      | -48:13:05.48       | 23  | WN7         | 23  | –               |
| 75-2  | SMG09 1093_34                    | 16:31:29.234     | -47:56:16.40       | 1   | WC8         | 1   | 7.3±1.3         |
| 75-30 | KSF14 1089-1117                  | 16:31:37.79      | -48:14:55.3        | 27  | WN9         | 27  | –               |
| 75-3  | SMG09 1093_33                    | 16:31:49.062     | -47:56:04.47       | 1   | WC8         | 1   | 8.8±1.6         |
| 75-27 | VVV CL074-2                      | 16:32:05.27      | -47:49:14.25       | 23  | WC8         | 23  | –               |
| 75-28 | VVV CL074-3                      | 16:32:05.46      | -47:49:28.10       | 23  | WN8         | 23  | –               |
| 75-29 | VVV CL1074-9                     | 16:32:05.93      | -47:49:30.92       | 23  | WN7/O4-6If+ | 23  | –               |
| 75-4  | SMG09 1093_53,<br>WMD10 16       | 16:32:12.986     | -47:50:35.88       | 1   | WN5b        | 1   | 9.1±1.5         |
| 75-17 | SFZ12 1093-138L                  | 16:32:15.223     | -47:56:12.71       | 10  | WC8:        | 10  | 16.5±3.0        |
| 75-7  | MDM11 22                         | 16:32:22.051     | -47:47:42.60       | 5   | WC9         | 5   | 8.2±1.7         |
| 75-31 | KSF14 1093-1765                  | 16:32:25.70      | -47:50:46.1        | 27  | WN6         | 27  | –               |
| 75-18 | SFZ12 1093-140LB                 | 16:32:48.55      | -47:45:06.2        | 25  | WN9         | 10  | –               |
| 75-19 | SFZ12 1093-140L                  | 16:32:49.78      | -47:44:31.4        | 10  | WC7:        | 10  | –               |
| 75-8  | MDM11 23                         | 16:33:11.207     | -48:19:41.26       | 5   | WN4b        | 0   | 6.2±1.1         |
| 75-20 | SFZ12 1091-46L                   | 16:33:14.06      | -48:17:37.2        | 10  | WC8         | 10  | –               |
| 75-9  | MDM11 24,<br>SFZ12 1093-59L      | 16:33:45.45      | -47:51:29.1        | 5   | WC8-9d?     | 5   | –               |
| 75-21 | SFZ12 1095-189L                  | 16:33:48.13      | -47:52:52.8        | 10  | WC7:        | 10  | –               |
| 75-10 | MDM11 25,<br>SFZ12 1097-156L     | 16:34:57.467     | -47:04:12.95       | 5   | WN5-6b      | 5   | 7.0±1.2         |
| 75-11 | MDM11 26                         | 16:35:05.55      | -47:17:13.5        | 5   | WC9d?       | 5   | –               |
| 75-5  | SMG09 1096_22,<br>SFZ12 1095-98L | 16:35:23.317     | -48:09:18.09       | 1   | WC8         | 1   | 8.9±1.6         |
| 75-12 | MDM11 27                         | 16:35:38.882     | -47:09:13.09       | 5   | WN6         | 5   | 8.0±1.6         |
| 75-22 | SFZ12 1097-71L                   | 16:35:44.347     | -47:19:42.28       | 10  | WC9         | 10  | 7.8±2.0         |
| 75-13 | MDM11 28,<br>SFZ12 1097-34L      | 16:35:51.169     | -47:19:51.54       | 5   | WC8         | 5   | 5.8±1.0         |

**Table A1.** (Continued)

| WR     | Alias                      | RA<br>(hh:mm:ss) | Dec<br>(±dd:mm:ss) | Ref | Sp Type  | Ref   | Distance<br>kpc |
|--------|----------------------------|------------------|--------------------|-----|----------|-------|-----------------|
| 75-23  | SFZ12 1106-31L             | 16:37:23.991     | -46:26:28.73       | 10  | WC9      | 10    | 3.7±0.7         |
| 75-24  | SFZ12 1105-76L             | 16:38:20.18      | -46:23:43.8        | 10  | WC8      | 10    | –               |
| 76-10  | SFZ12 1109-74L             | 16:40:17.12      | -46:20:09.7        | 10  | WC7:     | 10    | –               |
| 76-2   | Mercer 81-5                | 16:40:28.35      | -46:23:25.6        | 28  | WN7–8    | 29    | –               |
| 76-3   | Mercer 81-8                | 16:40:28.94      | -46:23:27.1        | 28  | WN8:     | 29, 0 | –               |
| 76-4   | Mercer 81-6                | 16:40:29.32      | -46:23:11.6        | 28  | WN9ha    | 29, 0 | –               |
| 76-5   | Mercer 81-9                | 16:40:29.32      | -46:23:38.2        | 28  | WN9ha    | 29, 0 | –               |
| 76-6   | Mercer 81-7                | 16:40:29.60      | -46:23:25.6        | 28  | WN7–8    | 29    | –               |
| 76-7   | Mercer 81-2                | 16:40:29.65      | -46:23:29.1        | 28  | WN7–8    | 29    | –               |
| 76-8   | Mercer 81-4                | 16:40:29.65      | -46:23:28.7        | 28  | (WN7–8)  | 0     | –               |
| 76-9   | Mercer 81-3                | 16:40:30.08      | -46:23:11.4        | 28  | WN7–8    | 28    | –               |
| 76-1   | MDM11 29                   | 16:40:50.787     | -45:51:23.11       | 5   | WN9      | 5     | 8.7±1.4         |
| 77-5   | SFZ12 1115-197L            | 16:43:40.369     | -45:57:57.60       | 10  | WN6      | 10    | 4.4±0.9         |
| 77-1   | J16441069-4524246          | 16:44:10.695     | -45:24:24.70       | 3   | WN7b     | 0     | 4.0±0.6         |
| 77-2   | J16465342-4535590          | 16:46:53.428     | -45:35:59.02       | 3   | WN7      | 3     | 3.8±0.7         |
| 77-3   | MDM11 30                   | 16:47:46.036     | -45:59:04.93       | 5   | WN6      | 5     | 3.8±0.8         |
| 77-4   | MDM11 31                   | 16:48:27.584     | -46:09:27.20       | 5   | WN6      | 0     | 5.4±1.1         |
| 77-6   | SFZ12 1138-133L            | 16:51:19.330     | -43:26:55.27       | 10  | WN6b     | 0     | 10.3±1.8        |
| 77-7   | SFZ12 1133-59L             | 16:51:29.702     | -43:53:35.52       | 10  | WC9      | 10    | 9.5±2.2         |
| 78-1   | KSF14 1139-49EA            | 16:54:08.46      | -43:49:25.3        | 27  | WC6:     | 27    | –               |
| 82-2   | KSF14 1178-66B             | 17:07:23.95      | -39:19:54.4        | 27  | WC9      | 27    | –               |
| 82-1   | SFZ12 1168-91L             | 17:09:32.64      | -41:29:47.3        | 10  | WC7:     | 10    | –               |
| 83-1   | SFZ12 1179-129L            | 17:11:00.84      | -39:49:31.2        | 10  | WC6:     | 10    | –               |
| 84-2   | SFZ12 1181-82L             | 17:11:28.502     | -39:13:16.8        | 10  | WC8      | 10    | 7.9 ±1.4        |
| 84-6   | DBS03 179 #15              | 17:11:31.80      | -39:10:46.8        | 30  | WN8–9    | 30    | –               |
| 84-7   | DBS03 179 #4               | 17:11:31.88      | -39:10:46.9        | 30  | Ofpe/WN9 | 30    | –               |
| 84-1   | MDM11 32,<br>DBS03 179 #20 | 17:11:33.037     | -39:10:40.05       | 5   | WN9      | 0     | 6.3±1.0         |
| 84-3   | SFZ12 1181-81L             | 17:11:36.12      | -39:11:07.9        | 10  | WC8      | 10    | –               |
| 84-4   | SFZ12 1181-211L            | 17:11:46.133     | -39:20:27.78       | 10  | WN7ha    | 0     | 16.5±3.0        |
| 84-11  | KSF14 1176-B49             | 17:12:34.87      | -40:37:13.8        | 27  | WN9h     | 27    | –               |
| 84-5   | SFZ12 1189-110L            | 17:14:09.551     | -38:11:20.90       | 10  | WC9      | 10    | 9.0±1.9         |
| 84-8   | VVV CL099-4                | 17:14:24.71      | -38:09:49.35       | 23  | WN6+O    | 23    | –               |
| 84-9   | VVV CL099-5                | 17:14:25.42      | -38:09:50.40       | 23  | WN6      | 23    | –               |
| 84-10  | VVV CL099-7                | 17:14:25.66      | -38:09:53.72       | 23  | WC8      | 23    | –               |
| 85-1   | KSF14 1198-6EC8            | 17:15:55.9       | -37:12:12.0        | 27  | WC6:     | 27    | –               |
| 91-1   | SMG09 1222_15              | 17:22:40.741     | -35:04:52.95       | 1   | WC7      | 0     | 4.7±0.8         |
| 94-1   | SFZ12 1245-23L             | 17:33:33.220     | -32:36:16.40       | 10  | WC9      | 10    | 3.8±0.8         |
| 98-2   | KSF14 1256-1483A           | 17:40:59.35      | -32:11:22.3        | 27  | WN9      | 27    | –               |
| 98-1   | SFZ12 1269-166L            | 17:41:13.512     | -30:03:40.98       | 10  | WC8      | 10    | 6.7±1.2         |
| 100-3  | SFZ12 1275-184L            | 17:44:06.89      | -30:01:13.2        | 10  | WN8      | 10    | –               |
| 100-2  | MCD10 2                    | 17:45:06.91      | -29:12:02.1        | 12  | WC9?d    | 12    | –               |
| 100-1  | J174508.9-291218           | 17:45:08.900     | -29:12:18.00       | 11  | WN7b     | 0     | 8.7±1.4         |
| 101-7  | MCD10 4                    | 17:45:09.74      | -29:14:14.6        | 12  | WC9?d    | 12    | –               |
| 101-2  | J174516.1-284909           | 17:45:16.10      | -28:49:09.0        | 11  | WN9      | 11    | –               |
| 101-3  | J174516.7-285824           | 17:45:16.726     | -28:58:25.10       | 11  | WN8o     | 0     | 7.5±1.3         |
| 101-4  | J174519.1-290321           | 17:45:19.16      | -29:03:21.78       | 11  | WC9d     | 11    | –               |
| 101-8  | MCD10 3                    | 17:45:21.870     | -29:11:59.43       | 12  | WC9      | 12    | 9.2±1.9         |
| 101-5  | J174522.6-285844           | 17:45:22.600     | -28:58:44.00       | 11  | WN6b     | 0     | 5.5±1.0         |
| 101-6  | J174528.6-285605           | 17:45:28.60      | -28:56:05.0        | 11  | WN8-9h   | 11    | –               |
| 101-9  | MCD10 8                    | 17:45:32.518     | -29:04:57.93       | 12  | WC9      | 12    | 4.5±1.0         |
| 101-1  | Edd-1, J174536.1-285638    | 17:45:36.120     | -28:56:38.70       | 31  | WN9h     | 0     | 7.4±1.1         |
| 102-12 | MCD10 11                   | 17:45:48.617     | -28:49:42.64       | 12  | WN8–9h   | 12    | 7.1±1.2         |
| 102-4  | J174550.2-284911           | 17:45:50.20      | -28:49:11.0        | 11  | WN8-9h   | 11    | –               |
| 102-13 | MCD10 19                   | 17:45:50.29      | -28:57:26.2        | 12  | WC9      | 12    | –               |
| 102-5  | J174550.6-285617           | 17:45:50.60      | -28:56:17.00       | 11  | WN7      | 11    | –               |
| 102-14 | MCD10 12                   | 17:45:53.18      | -28:49:36.0        | 12  | WN8-9h   | 12    | –               |
| 102-6  | J174555.3-285126           | 17:45:55.300     | -28:51:26.00       | 11  | WN5–6b   | 11    | –               |
| 102-15 | MCD10 14                   | 17:46:02.48      | -28:54:12.8        | 12  | WC9      | 12    | –               |
| 102-2  | LHO09 76                   | 17:46:14.15      | -28:49:35.4        | 14  | WC9d     | 14    | –               |

Table A1. (Continued)

| WR     | Alias                     | RA<br>(hh:mm:ss) | Dec<br>(±dd:mm:ss) | Ref | Sp Type | Ref   | Distance<br>kpc |
|--------|---------------------------|------------------|--------------------|-----|---------|-------|-----------------|
| 102-3  | LHO09 79, qF250           | 17:46:15.39      | -28:49:34.6        | 14  | WC9d    | 14    |                 |
| 102-16 | MCD10 16                  | 17:46:17.57      | -28:53:03.7        | 12  | WN8-9h  | 12    | –               |
| 102-7  | J174617.7-285007          | 17:46:17.70      | -28:50:07.0        | 11  | WC9d    | 11    | –               |
| 102-17 | MCD10 17                  | 17:46:23.838     | -28:48:11.26       | 12  | WN6b    | 0     | 7.7±1.3         |
| 102-1  | J174645.3-281546          | 17:46:45.34      | -28:15:46.10       | 32  | (WC)    | 32    | –               |
| 102-8  | J174656.3-283232          | 17:46:56.295     | -28:32:32.50       | 11  | WN9h    | 0     | 7.3±1.2         |
| 102-18 | MCD10 15                  | 17:46:09.73      | -28:55:31.9        | 12  | WN8-9h  | 12    | –               |
| 102-9  | J174711.4-283006          | 17:47:11.471     | -28:30:06.99       | 11  | WN9h    | 0     | 6.4±1.0         |
| 102-10 | J174712.2-283121          | 17:47:12.250     | -28:31:21.56       | 11  | WN8o    | 0     | 5.5±0.9         |
| 102-11 | J174713.0-282709          | 17:47:13.00      | -28:27:09.00       | 11  | WN7-8h  | 11    | –               |
| 102-19 | SFZ12 1322-220L           | 17:55:20.211     | -24:07:38.41       | 10  | WN5     | 10    | 5.1±0.8         |
| 102-23 | KSF14 1319-3BC0           | 17:57:16.87      | -25:23:13.8        | 27  | WC7: 27 | –     | –               |
| 102-22 | FSZ14 WR1327-14AF         | 17:59:02.27      | -24:17:00.1        | 33  | WC7     | 33    | –               |
| 102-20 | SFZ12 1327-25L            | 17:59:02.897     | -24:20:50.61       | 10  | WC9     | 10    | 5.2±1.3         |
| 102-24 | KSF14 1338-2B3            | 17:59:07.99      | -22:36:43.0        | 27  | WN9     | 27    | –               |
| 102-21 | SFZ12 1342-208L           | 17:59:48.22      | -22:14:52.4        | 10  | WN6     | 10    | –               |
| 104-1  | KSF14 1343-69E            | 18:02:22.35      | -22:38:00.3        | 27  | WN8-9   | 27    | –               |
| 105-1  | FSZ14 WR1343-193E         | 18:02:46.23      | -22:36:39.7        | 33  | WN6     | 33    | –               |
| 105-2  | KSF14 1343-284            | 18:03:28.37      | -22:22:58.9        | 27  | WN8-9   | 27    | –               |
| 108-2  | KSF14 1353-160A           | 18:05:35.60      | -21:04:23.3        | 27  | WC8-9   | 27    | –               |
| 108-3  | KSF14 1366-438            | 18:05:55.27      | -19:29:44.1        | 27  | WN7-8   | 27    | –               |
| 108-1  | FSZ14 WR1361-1583         | 18:07:05.16      | -20:15:16.1        | 33  | WN9     | 33    | –               |
| 111-8  | KSF14 1367-638            | 18:09:06.22      | -19:54:27.2        | 27  | WN9     | 27    | –               |
| 111-1  | HDM07 7                   | 18:09:45.057     | -20:17:10.35       | 2   | WN6o    | 2     | 6.4±1.3         |
| 111-9  | KSF14 1381-19L            | 18:12:02.0       | -18:06:55.0        | 27  | WC9     | 27    | –               |
| 111-5  | MDM11 33                  | 18:12:41.102     | -18:26:30.46       | 5   | WN9     | 0     | 15.3±2.4        |
| 111-6  | SFZ12 1381-20L            | 18:12:57.580     | -18:01:24.36       | 10  | WC9     | 10    | 4.2±0.9         |
| 111-2  | HDM07 8, MDF11 #4         | 18:13:14.200     | -17:53:43.50       | 2   | WN7b    | 2     | 3.6±0.7         |
| 111-4  | MDM11 34, MDF11 #7        | 18:13:22.480     | -17:53:50.30       | 5   | WN7     | 0     | 3.6±0.7         |
| 111-3  | SMG09 1385-24             | 18:13:42.476     | -17:28:12.21       | 1   | WC8     | 1     | 2.8±0.5         |
| 111-10 | KSF14 1389-4AB6           | 18:14:14.09      | -17:21:02.6        | 27  | WC7     | 27    | –               |
| 111-11 | KSF14 1389-1F5D           | 18:14:17.37      | -17:21:54.2        | 27  | WN8     | 27    | –               |
| 111-7  | SFZ12 1395-86L            | 18:16:02.36      | -16:53:59.4        | 10  | WC8     | 10    | –               |
| 113-1  | HDM07 9                   | 18:19:22.194     | -16:03:12.38       | 2   | WN7o    | 2     | 2.9±0.6         |
| 113-3  | KSF14 1430-AB0            | 18:21:02.92      | -12:27:45.8        | 27  | WN4-7   | 27    | –               |
| 113-2  | SMG09 1425-47             | 18:23:03.42      | -13:00:00.4        | 1   | WC5-6   | 1     | –               |
| 114-2  | SFZ12 1434-43L            | 18:23:32.333     | -12:03:58.57       | 10  | WC8     | 10    | 11.4±2.1        |
| 114-1  | HDM07 10, KSF14 1446-B1D  | 18:25:00.241     | -10:33:23.63       | 2   | WN7b    | 2     | 12.2±1.9        |
| 115-1  | HDM07 11                  | 18:25:53.094     | -13:28:32.41       | 2   | WN6o    | 2     | 4.1±0.8         |
| 115-2  | MDM11 35, SFZ12 1431-34L  | 18:25:53.617     | -12:50:03.19       | 5   | WN8     | 5     | 7.4±1.2         |
| 115-3  | MDM11 36                  | 18:26:06.116     | -13:04:10.47       | 5   | WN7     | 5     | 3.7±0.7         |
| 116-1  | J18281180-1025424         | 18:28:11.80      | -10:25:42.4        | 3   | WC9+OBI | 3     | –               |
| 116-4  | KSF14 1443-760            | 18:28:33.39      | -11:46:44.2        | 27  | WN9h    | 27    | –               |
| 116-2  | SMG09 1462-54             | 18:29:33.847     | -08:39:02.10       | 1   | WN5o    | 1     | 9.3±1.5         |
| 116-3  | MDM11 37                  | 18:30:53.206     | -10:19:37.09       | 5   | WN6ha   | 0     | 14.5±2.4        |
| 117-2  | KSF14 1457-673            | 18:31:06.65      | -09:48:01.4        | 27  | WC9     | 27    | –               |
| 117-1  | MWC10-XGPS14,<br>MDM11 38 | 18:31:16.531     | -10:09:25.01       | 20  | WN7     | 5     | 2.6±0.5         |
| 118-4  | MDM11 39, SFZ12 1463-7L   | 18:33:47.637     | -09:23:07.71       | 5   | WC8     | 5,10  | 3.9±0.7         |
| 118-7  | SFZ12 1477-55L            | 18:35:47.658     | -07:17:50.07       | 10  | WC9     | 10    | 4.4±0.9         |
| 118-1  | MDI09 Quartet 5           | 18:36:16.33      | -07:05:17.0        | 15  | WC9d    | 15,0  | –               |
| 118-2  | MDI09 Quartet 2           | 18:36:16.69      | -07:04:59.50       | 15  | WN9     | 15    | –               |
| 118-3  | MDI09 Quartet 1           | 18:36:17.29      | -07:05:07.30       | 15  | WN9     | 15    | –               |
| 118-10 | KSF14 1485-6C4            | 18:36:55.53      | -06:31:02.1        | 27  | WN6     | 27    | –               |
| 118-5  | MDM11 40                  | 18:37:51.49      | -06:08:41.7        | 5   | WC9d    | 5     | –               |
| 118-11 | KSF14 1485-844            | 18:37:51.82      | -06:31:19.1        | 27  | WN8     | 27    | –               |
| 118-8  | SFZ12 1487-80L            | 18:38:00.479     | -06:26:46.23       | 10  | WC9     | 10    | 5.5±1.2         |
| 118-6  | MDM11 41, SFZ12 1483-212L | 18:38:27.169     | -07:10:44.79       | 5   | WN7     | 5, 10 | 7.2±1.4         |
| 118-9  | SFZ12 1489-36L            | 18:38:38.931     | -06:00:16.01       | 10  | WC9     | 10    | 5.5±1.2         |
| 119-2  | MDM11 42, SFZ12 1493-9L   | 18:39:34.581     | -05:44:23.08       | 5   | WC8     | 5, 10 | 4.9±0.9         |

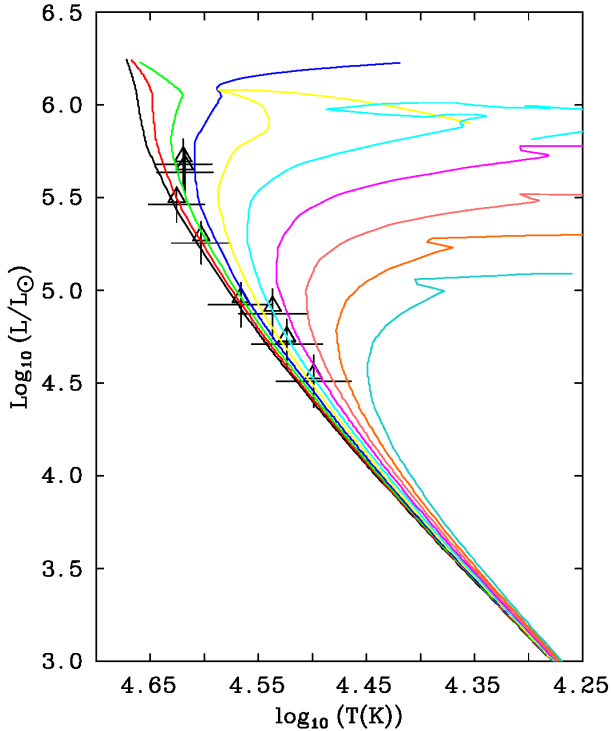
**Table A1.** (Continued)

| WR     | Alias                            | RA<br>(hh:mm:ss) | Dec<br>(±dd:mm:ss) | Ref | Sp Type           | Ref    | Distance<br>kpc |
|--------|----------------------------------|------------------|--------------------|-----|-------------------|--------|-----------------|
| 119-4  | KSF14 1495-1D8A                  | 18:39:40.60      | -05:35:17.6        | 27  | WC8-9             | 27     | –               |
| 119-5  | KSF14 1495-705                   | 18:39:41.19      | -05:57:36.3        | 27  | WN8               | 27     | –               |
| 119-3  | SFZ12 1487-212L                  | 18:39:42.533     | -06:41:46.37       | 10  | WN7               | 10     | 7.5±1.5         |
| 119-1  | HDM07 12                         | 18:40:08.66      | -03:29:31.10       | 2   | WN7 <sub>o</sub>  | 2      | –               |
| 120-16 | KSF14 1514-AA0                   | 18:41:06.79      | -02:56:01.0        | 27  | WC8               | 27     | –               |
| 120-1  | HDM07 13                         | 18:41:10.70      | -04:51:27.0        | 2   | WC9               | 2      | –               |
| 120-11 | SFZ12 1495-32L                   | 18:41:23.348     | -05:40:58.39       | 10  | WC8               | 10     | 7.0±1.2         |
| 120-7  | MDM11 43, SFZ12 1503-160L        | 18:41:34.071     | -05:04:01.26       | 5   | WN7               | 5, 10  | 3.7±0.7         |
| 120-2  | SMG09 1509.29, SCB12 2w01        | 18:41:48.49      | -04:00:12.4        | 1   | WC7               | 1, 34  | –               |
| 120-8  | MDM11 44                         | 18:42:02.551     | -03:56:26.37       | 5   | WN9               | 0      | 8.0±1.3         |
| 120-3  | WMD47, WR120bb                   | 18:42:06.308     | -03:48:22.48       | 13  | WN9h              | 13, 37 | 6.9±1.1         |
| 120-4  | WMD48, WR120bc                   | 18:42:08.271     | -03:51:02.91       | 13  | WN9h              | 13, 37 | 7.6±1.2         |
| 120-5  | J18420846-0349352,<br>SCB12 2w02 | 18:42:08.467     | -03:49:35.22       | 13  | WC8               | 13     | 4.9±0.9         |
| 120-14 | SCB12 2w03                       | 18:42:22.17      | -03:05:39.6        | 34  | WC8               | 34     | –               |
| 120-17 | KSF14 1509-2E64                  | 18:42:26.61      | -03:56:36.0        | 27  | WC9               | 27     | –               |
| 120-6  | WMD10 50, PN G029.0+0.04         | 18:42:46.921     | -03:13:17.25       | 9   | WN6 <sub>o</sub>  | 9      | 19.9±3.9        |
| 120-15 | SCB12 2w04                       | 18:43:17.23      | -03:08:56.6        | 34  | WC8               | 34     | –               |
| 120-12 | SFZ12 1513-111L, SCB12 2w05      | 18:43:17.28      | -03:20:23.7        | 10  | WC8               | 34     | –               |
| 120-9  | MDM11 45                         | 18:43:32.575     | -04:04:19.02       | 5   | WN7 <sub>ha</sub> | 0      | 19.7±3.8        |
| 120-13 | SFZ12 1522-55L                   | 18:43:39.65      | -02:29:35.9        | 10  | WC9               | 10     | –               |
| 120-10 | MDM11 46, SFZ12 1517-138L        | 18:43:58.034     | -02:45:17.22       | 5   | WN7               | 5      | 3.9±0.8         |
| 121-2  | MDM11 47                         | 18:44:51.576     | -03:21:49.61       | 5   | WN7               | 5      | 9.3±1.8         |
| 121-3  | MDM11 48                         | 18:44:51.610     | -03:27:43.75       | 5   | WN7               | 5      | 7.7±1.5         |
| 121-11 | KSF14 1525-2352                  | 18:45:14.63      | -02:05:05.7        | 27  | WC8:              | 27     | –               |
| 121-7  | SCB12 2w06, KSF14 1519-E43       | 18:45:49.90      | -02:59:56.3        | 34  | WC7-8             | 34, 27 | –               |
| 121-12 | KSF14 1530-8FA                   | 18:46:00.97      | -01:14:35.0        | 27  | WN5               | 27     | –               |
| 121-5  | SFZ12 1527-13L, SCB12 2w07       | 18:47:38.33      | -02:06:38.9        | 10  | WC8               | 10, 34 | –               |
| 121-8  | SCB12 2w08                       | 18:47:57.34      | -01:27:36.9        | 34  | WC8               | 34     | –               |
| 121-9  | SCB12 2w09                       | 18:48:24.50      | -02:06:16.2        | 34  | WC8               | 34     | –               |
| 121-1  | WR121b, WMD10 52                 | 18:49:27.336     | -01:04:20.79       | 16  | WN7h              | 16     | 6.1±1.2         |
| 121-4  | MDM11 49, SFZ12 1528-15L         | 18:49:32.305     | -02:24:27.08       | 5   | WC7               | 0      | 6.9±1.2         |
| 121-10 | SCB12 2w10, KSF14 1541-3C8       | 18:50:02.77      | -00:32:08.1        | 34  | WC8               | 34, 27 | –               |
| 121-13 | KSF14 1541-197C                  | 18:50:37.54      | -00:01:21.1        | 27  | WC8               | 27     | –               |
| 121-6  | SFZ12 1536-180L                  | 18:51:10.77      | -01:30:03.4        | 10  | WN5               | 10     | –               |
| 121-14 | KSF14 1547-E0B                   | 18:51:33.07      | -00:13:41.3        | 27  | WN4               | 27     | –               |
| 121-15 | KSF14 1544-FA4                   | 18:51:33.08      | +00:13:41.2        | 27  | WN5               | 27     | –               |
| 121-16 | KSF14 1547-1DF2                  | 18:51:38.98      | -00:10:08.1        | 27  | WN8:              | 27     | –               |
| 122-6  | SFZ12 1551-19L                   | 18:52:32.97      | +00:14:26.8        | 10  | WC8:              | 10     | –               |
| 122-12 | KSF14 1553-9E8                   | 18:52:33.12      | +00:47:41.8        | 27  | WN9h              | 27     | –               |
| 122-2  | MDM11 51                         | 18:52:43.699     | +00:08:41.58       | 5   | WN9               | 0      | 8.3±1.3         |
| 122-13 | KSF14 1547-1488                  | 18:52:57.20      | +00:02:54.1        | 27  | WN5               | 27     | –               |
| 122-14 | KSF14 1553-15DF                  | 18:53:02.56      | +01:10:22.7        | 27  | WC8               | 27     | –               |
| 122-3  | MDM11 52                         | 18:54:03.125     | +01:24:50.84       | 5   | WN6               | 0      | 4.7±0.9         |
| 122-7  | SFZ12 1563-66L                   | 18:55:44.44      | +01:36:43.9        | 10  | WC8: 10           | –      | –               |
| 122-8  | SFZ12 1563-89L                   | 18:56:02.04      | +01:36:32.9        | 10  | WC7:              | 10     | –               |
| 122-9  | SFZ12 1567-51L                   | 18:56:07.90      | +02:20:49.0        | 10  | WC7:              | 10     | –               |
| 122-11 | FSZ14 WR1583-B73                 | 19:00:05.09      | +03:47:27.1        | 33  | WN6               | 33     | –               |
| 122-1  | J190015.86+000517.3              | 19:00:15.86      | +00:05:17.3        | 35  | WC8               | 35     | –               |
| 122-10 | SFZ12 1583-64L                   | 19:00:59.99      | +03:55:35.6        | 10  | WC7:              | 10     | –               |
| 122-4  | MDM11 53, SFZ12 1583-48L         | 19:01:26.614     | +03:51:55.34       | 5   | WC8               | 5, 10  | 8.1±1.4         |
| 122-5  | MDM11 54, SFZ12 1583-47L         | 19:01:27.119     | +03:51:54.22       | 5   | WC8               | 5, 10  | 7.6±1.4         |
| 122-15 | KSF14 1602-9AF                   | 19:02:42.32      | +06:54:44.4        | 27  | WN6               | 27     | –               |
| 123-6  | KSF14 1603-11AD                  | 19:04:20.14      | +06:07:52.2        | 27  | WN5               | 27     | –               |
| 123-4  | SFZ12 1603-75L                   | 19:04:33.490     | +06:05:18.50       | 10  | WC8               | 10     | 33.2±6.4        |
| 123-7  | KSF14 1609-1C95                  | 19:06:10.68      | +07:19:13.3        | 27  | WC9               | 27     | –               |
| 123-8  | KSF14 1626-4FC8                  | 19:06:33.66      | +09:07:20.8        | 27  | WC6               | 27     | –               |
| 123-2  | SMG09 1613.21                    | 19:06:36.53      | +07:29:52.40       | 1   | WCE               | 1      | –               |
| 123-1  | HDM07 14                         | 19:08:17.975     | +08:29:10.56       | 2   | WN6               | 2      | 3.2±0.6         |
| 123-3  | MDM11 55                         | 19:08:38.093     | +09:28:21.06       | 5   | WN8               | 5      | 9.8±1.6         |

**Table A1.** (Continued)

| WR     | Alias                         | RA<br>(hh:mm:ss) | Dec<br>( $\pm$ dd:mm:ss) | Ref | Sp Type | Ref    | Distance<br>kpc |
|--------|-------------------------------|------------------|--------------------------|-----|---------|--------|-----------------|
| 123-9  | KSF14 1629-14D6               | 19:10:06.40      | +09:45:25.7              | 27  | WN9h    | 27     | –               |
| 123-5  | SCB12 2w11,<br>KSF14 1627-A6D | 19:10:11.53      | +08:58:39.6              | 34  | WC7     | 34, 27 | –               |
| 124-1  | MDI09 Glimpse 20-6            | 19:12:24.140     | +09:57:29.10             | 15  | WC8     | 0      | 4.4 $\pm$ 0.7   |
| 124-13 | KSF14 1635-AD8                | 19:13:19.19      | +09:55:29.0              | 27  | WN6     | 27     | –               |
| 124-8  | SFZ12 1650-96L                | 19:13:23.731     | +11:43:26.81             | 10  | WN6     | 10     | 2.8 $\pm$ 0.6   |
| 124-14 | KSF14 1653-FFE                | 19:14:40.73      | +11:54:15.4              | 27  | WN5–6   | 27     | –               |
| 124-15 | KSF14 1651-BB4                | 19:15:37.26      | +11:25:26.3              | 27  | WN5     | 27     | –               |
| 124-16 | KSF14 1647-1E70               | 19:15:52.52      | +11:12:59.7              | 27  | WC8:    | 27     | –               |
| 124-3  | MDM11 56, SFZ12 1657-51L      | 19:16:18.383     | +12:46:49.36             | 5   | WC7     | 0      | 9.5 $\pm$ 1.6   |
| 124-17 | KSF14 1659-212                | 19:17:22.20      | +12:13:09.2              | 27  | WN9     | 27     | –               |
| 124-9  | SFZ12 1670-57L                | 19:17:32.805     | +14:08:27.98             | 10  | WC6:    | 10     | 13.2 $\pm$ 4.1  |
| 124-4  | MDM11 57, SFZ12 1652-24L      | 19:17:41.21      | +11:29:18.9              | 5   | WC7     | 5      | –               |
| 124-18 | KSF14 1669-3DF                | 19:18:31.35      | +13:43:39.4              | 27  | WN9h    | 27     | –               |
| 124-10 | SFZ12 1669-24L                | 19:18:31.705     | +13:43:17.84             | 10  | WC6:    | 10     | 9.7 $\pm$ 3.0   |
| 124-19 | KSF14 1660-1169               | 19:20:02.46      | +12:08:20.3              | 27  | WC6:    | 27     | –               |
| 124-5  | MDM11 58                      | 19:20:29.32      | +14:12:06.1              | 5   | WC8-9d? | 5      | –               |
| 124-2  | SMG09 1671_5                  | 19:20:40.38      | +13:50:35.2              | 1   | WC8     | 1      | –               |
| 124-12 | FSZ14 WR1667-D00              | 19:20:50.59      | +13:18:41.1              | 33  | WN7     | 33     | –               |
| 124-6  | MDM11 59, SFZ12 1675-17L      | 19:22:53.616     | +14:08:49.82             | 5   | WC6     | 0      | 4.6 $\pm$ 1.4   |
| 124-7  | MDM11 60, SFZ12 1675-10L      | 19:22:54.462     | +14:11:28.01             | 5   | WC8     | 0      | 3.8 $\pm$ 0.7   |
| 124-11 | SFZ12 1698-70L                | 19:24:46.914     | +17:14:25.18             | 10  | WN6b    | 0      | 7.8 $\pm$ 1.3   |
| 124-20 | KSF14 1697-38F                | 19:25:18.12      | +17:02:15.9              | 27  | WC9     | 27     | –               |
| 124-21 | KSF14 1702-23L                | 19:26:08.00      | +17:46:23.0              | 27  | WC8     | 27     | –               |
| 124-22 | KSF14 1695-2B7                | 19:27:17.98      | +16:05:24.6              | 27  | WC9     | 27     | –               |
| 125-4  | MDM11 61                      | 19:30:05.304     | +17:46:01.10             | 5   | WC8d    | 5      | 6.5 $\pm$ 1.3   |
| 125-3  | HKB10 2, Mercer 23 #2         | 19:30:13.820     | +18:32:00.33             | 17  | WN7ha   | 0      | 6.5 $\pm$ 0.3   |
| 125-2  | J193038.84+183909.8           | 19:30:38.84      | +18:39:09.8              | 35  | WN8-9   | 35     | –               |
| 125-1  | HMD07 15                      | 19:33:44.016     | +19:22:47.54             | 2   | WC8     | 2      | 5.1 $\pm$ 0.9   |
| 138-1  | WR138a, HBHA 4202-22          | 20:17:08.12      | +41:07:27.0              | 36  | WN8-9h  | 36     | –               |
| 142-1  | HBH $\alpha$ 4203-27          | 20:28:14.552     | +43:39:25.74             | 18  | WN6o    | 18     | 1.7 $\pm$ 0.3   |

- (0) This work, (1)Shara et al. (2009), (2)Hadfield et al. (2007), (3)Mauerhan, van Dyk & Morris (2009), (4)Kurtev et al. (2007), (5)Mauerhan et al. (2011), (6)Davies et al. (2012a), (7)Roman-Lopes (2011b), (8)Roman-Lopes (2011c), (9)Wachter et al. (2010), (10)Shara et al. (2012), (11)Mauerhan et al. (2010a), (12)Mauerhan et al. (2010c), (13)Mauerhan et al. (2010b), (14) Liermann et al. (2009), (15)Messineo et al. (2009), (16)Gvaramadze et al. (2010), (17)Hanson et al. (2010), (18)Littlefield et al. (2012). (19) Roman-Lopes et al. (2011a), (20) Motch et al. (2010) (21)Roman-Lopes (2012), (22)Roman-Lopes (2013), (23)Chené et al. (2013), (24) Rahman, Moon, & Matzner (2011), (25) Anderson et al. (2011), (26) Marston et al. (2013), (27) Kanarek et al. (2014), (28) Davies et al. (2012), (29) de La Fuente, Najarro, Davies, & Figer (2013), (30) Borissova et al. (2012), (31) Mikles et al. (2006), (32) Hyodo et al. (2008), (33) Faherty et al. (2014) (34) Smith et al. (2012), (35) Corradi et al. (2010), (36) Gvaramadze et al. (2009), (37) Burgemeister et al. (2013)



**Figure B1.** Hertzsprung-Russell diagram showing positions of the 8 brightest (V-band, Massey et al. 2001a) O-stars in the Pismis 24 open cluster (triangles). Stars are individually dereddened and shown at a distance modulus of 11.5, with  $Z=0.02$  isochrones (Lejeune & Schaerer 2001) for ages (from left to right) 6.00, 6.09, 6.19, 6.30, 6.40, 6.50, 6.59, 6.69, 6.80, and 6.90 Myr (left to right, solid lines).

## APPENDIX B: WR STARS AND CLUSTERS WITH DISTANCE AMBIGUITY

### B0.1 Pismis 24 and WR 93

The open cluster Pismis 24 (Pi 24) contains the WC7+O binary system WR 93, and has conflicting distance measurements in the literature, i.e.,  $2.56 \pm 0.10$  kpc (Massey, DeGioia-Eastwood & Waterhouse 2001a) and  $1.7 \pm 0.2$  kpc (Fang et al. 2012). In Figure B1 we plot Lejeune & Schaerer (2001) isochrones along with the positions of the 8 brightest O-stars in Pi 24. We take photometry and spectral types for these O-stars from Massey et al. (2001a) except for Pi 24-1, which has since been resolved into two components, Pi 24-1 NE and Pi 24-1 SW (Maíz Apellániz et al. 2007), with an optical/near ultraviolet  $\Delta m \sim 0.1$ . We adjust the Massey et al. photometry for Pi 24-1 to account for its binary nature, and adopt spectral types of O3.5If\* and O4III(f+) for Pi 24-1 NE and Pi 24-1 SW respectively (Maíz Apellániz et al. 2007). To calculate an extinction to each of the 8 O-stars, we evaluate the  $E_{B-V}$  colour excess assuming Martins & Plez (2006) intrinsic colours and an  $R_V=3.1$  extinction law. Finally, by taking O-star temperatures and bolometric corrections from Martins, Schaerer & Hillier (2005), we see that best agreement with the isochrones is found at a distance modulus of  $11.5 \pm 0.2$ , corresponding to  $d = 2.00^{+0.19}_{-0.17}$  kpc.

### B0.2 Westerlund 2

The distance to the young massive open cluster Westerlund 2 - probable host of the O3If\*/WN6+O3If\*/WN6 binary WR 20a (Rauw, Sana & Nazé 2011) and WR 20b (WN6ha) - remains controversial. Literature values range from 2.5 kpc to 8 kpc, bringing the membership of the very luminous WR 20a into doubt. Rauw et al. (2007) used the light curve of WR 20a and the knowledge that both stars are of identical spectral type to derive a distance of  $8.0 \pm 1.0$  kpc for this binary system. These authors also derive a distance to the Westerlund 2 cluster of  $8.0 \pm 1.4$  kpc from spectrophotometry of cluster O-stars and use this agreement as evidence for membership of WR 20a. However, these distances are derived on the assumption of an  $R_V = 3.1$  extinction law, yielding an average  $A_V = 4.68$  for the cluster. Carraro et al. (2012) have claimed an anomalous extinction law along this line of sight with an average  $R_V = 3.8 \pm 0.2$ . These authors use the spectra of Rauw et al. to obtain  $A_V = 7.1 \pm 1.2$ , corresponding to a much smaller distance of  $3.02 \pm 0.52$  kpc. The membership of WR 20a as two  $\sim 80 M_\odot$  stars is unfeasible at such a small distance.

WR 20b shows no evidence of binarity in the spectroscopic and photometric monitoring of Rauw et al. (2007). The assumed intrinsic near-IR colour of WN6ha stars (Table 4) provides  $A_{K_S} = 0.75 \pm 0.05$  ( $A_V \sim 6.8$ ), favouring the higher extinction and lower distance estimate for Westerlund 2. Until the issue of the form of the extinction law to Westerlund 2 is settled, we consider neither WR 20a or WR 20b as members of the cluster. We include the stars of WR 20a in our calibration at the binary orbit-derived distance of 8.0 kpc.

### B0.3 The Galactic Centre

The Arches and Quintuplet clusters are found  $11.6'$  and  $13.1'$  from Sgr A\* respectively, which is itself surrounded by a cluster of massive stars. The distance to the GC ( $R_o$ ), and these three clusters by association, has been the subject of considerable study. The first direct parallax measurement of a GC object - the star forming region Sgr B2 - was presented by Reid et al. (2009) giving a distance of  $7.9 \pm 0.8$  kpc; from kinematic arguments Sgr B2 is estimated to be 0.13 kpc nearer than the GC. The most recent determinations of  $R_o$  are summarised by Gillessen et al. (2013), and are converging on 8 kpc. Acknowledging the spread in measurements that still remains, we assume a distance of  $8.0 \pm 0.25$  kpc for these three clusters.

### B0.4 The G305 complex

There are 9 currently identified WR stars located within the boundary of the giant HII region G305.4+0.1, of which only 4 reside in the two central clusters Danks 1 & 2 (see Figure 16 of Mauerhan et al. 2011, and Davies et al. 2012a). This is rather surprising, as one may expect to find these stars - as descendants of massive progenitors - at the centre of these star clusters due to relaxation of their orbits. However, in the dense environment of a cluster a massive star is more likely to encounter other massive stars or binaries, resulting in possible ejection. The apparent concentration of these 5 non-cluster WR stars in G305 around the younger Danks 1



cluster (Davies et al. 2012a) supports a dynamical ejection scenario.

Located only  $\sim 2.3'$  from the Danks 1 cluster, WR48–4 is the faintest WR star located within G305. Mauerhan et al. (2011) note that by assuming a WC7 spectral type and applying the  $K_S$ -band absolute magnitude-subtype calibrations of Crowther et al. (2006b), this star appears to be twice as distant as the two central clusters yet is reddened by a similar amount. We consider the high IR-derived distance to WR48–4 as insignificant evidence for a chance superposition with G305, and included these 9 WRs in the calibration sample at the distance derived for the two central clusters.

### APPENDIX C: SINGLE WR STAR EMISSION LINE STRENGTHS

In Table C1 we present average strengths for the most prominent lines in the spectra of each WR spectral type, gathered from published spectra of single WR stars. We use these values to calculate J and  $K_S$ -band continuum flux ratios in cases where WR emission lines are diluted by an unknown companion. An uncertainty of 0.1 dex is assumed on each averaged equivalent width, in accordance with the majority of studies from which individual measurements are taken.

Table C1: Emission line strengths (Equivalent widths, Å) in (apparently) single WR stars.

| Spectral type                       | Star (WR#) | Equivalent width (Å) | ref | Average (Å) |
|-------------------------------------|------------|----------------------|-----|-------------|
| <b>He II 1.012<math>\mu</math>m</b> |            |                      |     |             |
| WN7                                 | 55         | 109.5                | a,b | <b>89</b>   |
|                                     | 82         | 75.9                 | b   |             |
|                                     | 84         | 134.6                | b   |             |
|                                     | 120        | 70.8                 | c,d |             |
| WN6                                 | 115        | 126                  | c,d | <b>119</b>  |
|                                     | 85         | 112                  | a   |             |
| WN4-5                               | 83         | 192.4                | b   | <b>221</b>  |
|                                     | 54         | 236.2                | b   |             |
|                                     | 61         | 243.8                | b   |             |
|                                     | 149        | 234                  | a   |             |
|                                     | 129        | 200                  | a   |             |
| WN4b                                | 1          | 377                  | e   | <b>412</b>  |
|                                     | 18         | 447                  | a   |             |
| WN5-6b                              | 75         | 327                  | b   | <b>375</b>  |
|                                     | 110        | 423                  | a,d |             |
| WN7b                                | 77sc       | 280                  | f   |             |
| WC8                                 | 135        | 93                   | e   | <b>93</b>   |
|                                     | 57         | 121.7                | b   |             |
|                                     | 60         | 111.1                | b   |             |
|                                     | 118-4      | 80                   | g   |             |
|                                     | 119-2      | 93                   | g   |             |

*Continued...*

| <i>Table C1 continued</i>             |            |                      |     |             |
|---------------------------------------|------------|----------------------|-----|-------------|
| Spectral type                         | Star (WR#) | Equivalent width (Å) | ref | Average (Å) |
| WC7                                   | 53         | 61.7                 | a   | <b>147</b>  |
|                                       | 56         | 143.8                | b   |             |
|                                       | 64         | 145.8                | b   |             |
|                                       | 90         | 162                  | b   |             |
| WC6                                   | 124-3      | 138                  | g   | <b>179</b>  |
|                                       | 154        | 205                  | e   |             |
|                                       | 107a       | 182                  | b   |             |
|                                       | 23         | 151                  | a   |             |
| WC4-5                                 | 111        | 218                  | e   | <b>225</b>  |
|                                       | 17         | 263                  | a   |             |
|                                       | 52         | 234                  | b   |             |
|                                       | 150        | 186                  | a   |             |
| <b>He I 1.083<math>\mu</math>m</b>    |            |                      |     |             |
| WN8                                   | 116        | 480                  | e   | <b>308</b>  |
|                                       | 130        | 200                  | e   |             |
|                                       | 16         | 245                  | d   |             |
| WN7                                   | 55         | 296                  | b   | <b>291</b>  |
|                                       | 82         | 309                  | b   |             |
|                                       | 84         | 267                  | b   |             |
| WN6                                   | 115        | 170                  | d   | <b>170</b>  |
| WN4-5                                 | 83         | 95                   | b   | <b>114</b>  |
|                                       | 54         | 106                  | b   |             |
|                                       | 61         | 142                  | b   |             |
| WN7b                                  | 77sc       | 930                  | f   | <b>930</b>  |
| WN5-6b                                | 75         | 661                  | b   | <b>712</b>  |
|                                       | 110        | 763                  | d   |             |
| WN4b                                  | 1          | 452                  | e   |             |
| WC8                                   | 57         | 221                  | b   | <b>412</b>  |
|                                       | 60         | 353                  | b   |             |
|                                       | 118-4      | 537                  | g   |             |
|                                       | 119-2      | 600                  | g   |             |
|                                       | 135        | 344                  | e   |             |
| WC7                                   | 56         | 221                  | b   | <b>227</b>  |
|                                       | 64         | 171                  | b   |             |
|                                       | 90         | 301                  | b   |             |
| WC6                                   | 124-3      | 215                  | g   | <b>232</b>  |
|                                       | 5          | 276                  | e   |             |
|                                       | 107a       | 200                  | b   |             |
| WC4-5                                 | 154        | 220                  | e   | <b>169</b>  |
|                                       | 52         | 149                  | b   |             |
|                                       | 111        | 189                  | e   |             |
| <b>He I-II 2.164<math>\mu</math>m</b> |            |                      |     |             |
| WN8-9                                 | 16         | 75                   | d   | <b>73</b>   |
|                                       | 105        | 63                   | d   |             |
|                                       | 116        | 106                  | e   |             |
|                                       | 130        | 46                   | e   |             |
| WN7                                   | 55         | 33                   | b   | <b>43</b>   |
|                                       | 120        | 52                   | d   |             |
| WN6                                   | 24         | 34                   | d   | <b>35</b>   |
|                                       | 115        | 36                   | d   |             |
| WN4-5                                 | 129        | 50                   | h   | <b>53</b>   |

*Continued...*

Table C1 continued

| Spectral type                             | Star (WR#)       | Equivalent width (Å) | ref | Average (Å) |
|---|------------------|----------------------|-----|-------------|
|   | 149              | 55                   | h   |             |
| WN7b                                      | 77 <sub>sc</sub> | 85                   | f   |             |
| WN6b                                      | 75               | 74                   | b   |             |
| WN4b                                      | 1                | 54                   | e   |             |
| <b>He II 2.189<math>\mu</math>m</b>       |                  |                      |     |             |
| WN7                                       | 120              | 39                   | d   | <b>35</b>   |
|   | 55               | 31                   | b   |             |
| WN6                                       | 115              | 58                   | d   | <b>42</b>   |
|   | 24               | 25                   | d   |             |
| WN4-5                                     | 129              | 110                  | h   | <b>105</b>  |
|   | 149              | 99                   | h   |             |
| <b>C IV 2.071–2.084<math>\mu</math>m</b>  |                  |                      |     |             |
| WC8                                       | 48-2             | 581                  | b   | <b>466</b>  |
|   | 77g              | 430                  | f   |             |
|   | 118-4            | 303                  | g   |             |
|   | 119-2            | 433                  | g   |             |
|   | 135              | 583                  | e   |             |
| WC7                                       | 67-2             | 783                  | i   | <b>937</b>  |
|   | 90               | 825                  | b   |             |
|   | 124-3            | 1202                 | g   |             |
| WC6                                       | 5                | 1339                 | e   | <b>1530</b> |
|   | 48-4             | 1862                 | b   |             |
|   | 154              | 1388                 | e   |             |
| WC4-5                                     | 52               | 1169                 | b   | <b>1391</b> |
|   | 111              | 1613                 | e   |             |
| <b>C III 2.104–2.115<math>\mu</math>m</b> |                  |                      |     |             |
| WC8                                       | 48-2             | 220                  | b   | <b>209</b>  |
|   | 77g              | 198                  | f   |             |
|   | 118-4            | 173                  | g   |             |
|   | 119-2            | 260                  | g   |             |
|   | 135              | 192                  | e   |             |
| WC7                                       | 67-2             | 234                  | i   | <b>293</b>  |
|   | 90               | 224                  | b   |             |
|   | 124-3            | 422                  | g   |             |
| WC6                                       | 5                | 228                  | e   | <b>301</b>  |
|   | 48-4             | 385                  | b   |             |
|   | 154              | 289                  | e   |             |
| WC4-5                                     | 52               | 277                  | b   | <b>290</b>  |
|   | 111              | 302                  | e   |             |

- (a)Conti, Massey & Vreux (1990), (b)P.A. Crowther, (priv. comm.), (c)Howarth & Schmutz (1992), (d)Crowther & Smith (1996), (e)W.D. Vacca, (priv. comm.), (f)Crowther et al. (2006b), (g)Mauerhan et al. (2011), (h)Figer, McLean & Najarro (1997), (i)Roman-Lopes (2011c)

**APPENDIX D: A VOLUME-LIMITED SAMPLE OF WR STARS**

We present a volume-limited ( $d < 3$  kpc) sample of Galactic Wolf-Rayet stars in Table D1, in which distances are either from this work, or are derived by adopting  $M_v$  (by subtype) and  $A_v$  from van der Hucht (2001).

Table D1: Closest ( $d < 3$  kpc) WR stars listed in ascending heliocentric distance. In the fourth column we class each system as WR-dominated ( $m_K^{\text{WR}} - m_K^{\text{sys}} > 0.4$ ; WR), companion-dominated (C), or dust-producing (D). References are given for spectral types of stars not appearing in Tables 1–3 or 8 (online).

| WR#   | Spectral type                | Distance (kpc)    | Class |
|-------|------------------------------|-------------------|-------|
| 11    | WC8+O7.5III                  | $0.34 \pm 0.08$   | C     |
| 147   | WN8(h)+OB                    | $0.73 \pm 0.12$   | WR    |
| 94    | WN5                          | $0.78 \pm 0.12$   | WR    |
| 90    | WC7                          | $1.15 \pm 0.19$   | WR    |
| 136   | WN6b(h)                      | $1.3 \pm 0.2$     | WR    |
| 137   | WC7+O9                       | $1.3 \pm 0.2$     | D     |
| 139   | WN5+O6III-V                  | $1.3 \pm 0.2$     | C     |
| 141   | WN5+O5III-V                  | $1.3 \pm 0.2$     | C     |
| 143   | WC4+Be                       | $1.33 \pm 0.33$   | C     |
| 138   | WN5+OB                       | $1.38 \pm 0.26$   | C     |
| 144   | WC4                          | $1.40 \pm 0.08$   | WR    |
| 52    | WC4                          | $1.54 \pm 0.23$   | WR    |
| 110   | WN5b                         | $1.55 \pm 0.24$   | WR    |
| 9     | WC5+O7*                      | $1.57 \pm 0.58^*$ | C     |
| 15    | WC6                          | $1.57 \pm 0.49$   | WR    |
| 81    | WC9                          | $1.64 \pm 0.34$   | WR    |
| 78    | WN7                          | $1.64 \pm 0.03$   | WR    |
| 79    | WC7+O5-8V                    | $1.64 \pm 0.03$   | C     |
| 79a   | WN9ha                        | $1.64 \pm 0.03$   | WR    |
| 140   | WC7pd+O5fcIII-I <sup>1</sup> | $1.67 \pm 0.03^2$ | D     |
| 142-1 | WN6                          | $1.70 \pm 0.34$   | WR    |
| 6     | WN4b                         | $1.80 \pm 0.27$   | WR    |
| 121   | WC9d*                        | $1.8 \pm 0.4^*$   | D     |
| 142a  | WC7                          | $1.83 \pm 0.31$   | WR    |
| 105   | WN9                          | $1.9 \pm 0.2$     | WR    |
| 111   | WC5                          | $1.9 \pm 0.2$     | WR    |
| 134   | WN6b                         | $1.9 \pm 0.2$     | WR    |
| 135   | WC8                          | $1.9 \pm 0.2$     | WR    |
| 86    | WC7+B0III                    | $1.97 \pm 0.47$   | WR    |
| 113   | WC8d+O8-9*                   | $2.0 \pm 0.2$     | D     |
| 14    | WC7                          | $2.0 \pm 0.1$     | WR    |
| 93    | WC7+O7-9                     | $2.0 \pm 0.2$     | WR    |
| 114   | WC5                          | $2.05 \pm 0.09$   | WR    |
| 115   | WN6                          | $2.05 \pm 0.09$   | WR    |
| 70    | WC9vd+B0I*                   | $2.1 \pm 0.4^*$   | D     |
| 47    | WN6+O5.5                     | $2.13 \pm 0.44$   | WR    |
| 133   | WN5+O9I                      | $2.14 \pm 0.07$   | C     |
| 70-5  | WC9                          | $2.17 \pm 0.45$   | WR    |
| 48    | WC6+O6-7V <sup>3</sup> ...   | $< 2.3^*$         | C     |

Continued...

Table D1 continued

| WR#   | Spectral type                | Distance (kpc)  | Class |
|-------|------------------------------|-----------------|-------|
|       | ...+O9.5/B0Iab*              |                 |       |
| 1     | WN4b                         | $2.3 \pm 0.5$   | WR    |
| 103   | WC9d*                        | $2.3 \pm 0.5^*$ | D     |
| 59    | WC9d*                        | $2.3 \pm 0.5^*$ | D     |
| 2     | WN2b+B <sup>4</sup>          | $2.4 \pm 0.8$   | WR    |
| 106   | WC9d*                        | $2.4 \pm 0.6^*$ | D     |
| 19a   | WN7                          | $2.41 \pm 0.47$ | WR    |
| 101   | WC8                          | $2.46 \pm 0.43$ | WR    |
| 40    | WN8h                         | $2.48 \pm 0.41$ | WR    |
| 95    | WC9d*                        | $2.5 \pm 0.5$   | D     |
| 60    | WC8                          | $2.55 \pm 0.45$ | WR    |
| 155   | WN6+O9II-Ib                  | $2.56 \pm 0.56$ | WR    |
| 117-1 | WN7                          | $2.59 \pm 0.50$ | WR    |
| 18    | WN4b                         | $2.6 \pm 0.2$   | WR    |
| 22    | WN7ha+O9III-V                | $2.6 \pm 0.2$   | WR    |
| 23    | WC6                          | $2.6 \pm 0.2$   | WR    |
| 24    | WN6ha                        | $2.6 \pm 0.2$   | WR    |
| 25    | O2.5If*/WN6 <sup>5</sup> +OB | $2.6 \pm 0.2$   | C     |
| 104   | WC9d+B0.5V*                  | $2.6 \pm 0.7$   | D     |
| 88    | WC9                          | $2.67 \pm 0.54$ | WR    |
| 4     | WC5                          | $2.69 \pm 0.49$ | WR    |
| 5     | WC6                          | $2.69 \pm 0.84$ | WR    |
| 72-1  | WC9                          | $2.73 \pm 0.56$ | WR    |
| 16    | WN8h                         | $2.77 \pm 0.46$ | WR    |
| 85    | WN6                          | $2.8 \pm 1.1$   | WR    |
| 111-3 | WC8                          | $2.80 \pm 0.49$ | WR    |
| 69    | WC9d+OB*                     | $2.8 \pm 0.6^*$ | D     |
| 75b   | WC9                          | $2.82 \pm 0.58$ | WR    |
| 124-8 | WN6                          | $2.84 \pm 0.56$ | WR    |
| 113-1 | WN7                          | $2.88 \pm 0.56$ | WR    |
| 151   | WN4+O5V                      | $2.93 \pm 0.65$ | WR    |
| 42    | WC7+O7V                      | $2.96 \pm 0.53$ | C     |
| 57    | WC8                          | $2.97 \pm 0.52$ | WR    |
| 75a   | WC9                          | $2.98 \pm 0.60$ | WR    |

\*van der Hucht (2001),

(1) Fahed et al. (2011),

(2) Monnier et al. (2011),

(3) Hill et al. (2002),

(4) Chené et al. (2014),

(5) Crowther & Walborn (2011).

This paper has been typeset from a  $\text{\TeX}$ / $\text{\LaTeX}$  file prepared by the author.