

A method to deconvolve mass ratio distribution from binary stars

Michel Curé¹, Diego F. Rial², Julia Cassetti³, Alejandra Christen⁴, and Henri M.J. Boffin⁵

¹ Instituto de Física y Astronomía, Universidad de Valparaíso, Chile e-mail: michel.cure@uv.cl

² Departamento de Matemáticas, Facultad de Ciencias Exactas y Naturales, Universidad de Buenos Aires and Instituto de Matemática Luis Santalo, IMAS–CONICET, Argentinae-mail: drial@mate.uba.ar

³ Universidad Nacional de General Sarmiento, Buenos Aires, Argentina, e-mail: jcassett@ungs.edu.ar

⁴ Instituto de Estadística, Pontificia Universidad Católica de Valparaíso, Chile, e-mail: alejandra.christen@ucv.cl

⁵ ESO, Vitacura, Santiago, Chile. e-mail: hboffin@eso.org

Received ; Accepted

ABSTRACT

Aims. To better understand the evolution of stars in binary systems as well as to constrain the formation of binary stars, it is important to know the binary mass-ratio distribution. However, in most cases, i.e. for single-lined spectroscopic binaries, the mass ratio cannot be measured directly but only derived as the convolution of a function that depends on the mass ratio and the unknown inclination angle of the orbit on the plane of the sky.

Methods. We extend our previous method to deconvolve this inverse problem (Curé et al. 2014), i.e., we obtain as an integral the cumulative distribution function (CDF) for the mass ratio distribution.

Results. After a suitable transformation of variables it turns out that this problem is the same as the one for rotational velocities $v \sin i$, allowing a close analytic formulation for the CDF. We then apply our method to two real datasets: a sample of Am stars binary systems, and a sample of massive spectroscopic binaries in the Cyg OB2 Association.

Conclusions. We are able to reproduce the previous results of Boffin (2010) for the sample of Am stars, while we show that the mass ratio distribution of massive stars shows an excess of small mass ratio systems, contrarily to what was claimed by Kobulnicky et al. (2014). Our method proves very robust and deconvolves the distribution from a sample in just a single step.

Key words. methods: analytical – methods: data analysis – methods: numerical – methods: statistical – stars: fundamental-parameters – stars: binary

1. Introduction

The knowledge of the mass ratio distribution of binary systems is crucial to understand how stars form and disentangle between the various proposed scenarios. Different ranges of mass ratios and separations have been obtained depending on the formation process (e.g., Halbwachs 1987; Maze & Goldberg 1992; Clarke 2007, Kouwenhoven et al. 2009, Bate 2012). Similarly, the mass ratio distribution can provide useful information on the formation channels of various classes of binary stars, as it impacts the evolution of a binary system (e.g., Boffin, Paulus & Cerf 1992, Halbwachs et al. 2003). Unfortunately, in most cases, it is not possible to measure directly the mass ratio, as we have only access to the projected quantity $q \sin^3 i$, where i is the inclination angle of the orbit on the plane of the sky and q a function of the mass ratio (see below).

In order to deconvolve the mass ratio distribution function, it is assumed that the inclination angles i are uniformly distributed over the sphere. Based on this assumption, Heacox (1995) discussed different disentangling algorithms. Among them we find i) the *analytic inverse* that corresponds to the pioneer work of Chandrasekhar & Münch (1950), giving a formal solution proportional to a derivative of an Abel's integral and ii) the *iterative inverse* that corresponds to the work of Cerf & Boffin (1994; see Boffin 2010, 2012 for more recent applications of this method), using a Bayesian iterative method proposed by Lucy (1974). This method has the disadvantage that it possesses no convergence criteria (Bi & Boerner, 1992) and the requested number of iterations has to be estimated carefully based on the signal to noise of the data, making sure not to obtain spurious peaks (Brown 2011, Boffin 2012). Despite these facts, Lucy's method is widely used in the astronomical community to disentangle distribution functions from different observations samples (Lucy 1994).

For the similar problem of rotational velocities, where the observed quantity is $v \sin i$, Curé et al. (2014, hereafter paper I) enhanced the work of Chandrasekhar & Münch (1950), integrating the probability distribution function (PDF) and obtain the cumulative distribution function (CDF) for the velocity distribution, as a smooth function and in just one step, without iteration.

Following paper I, we apply this methodology to deconvolve the mass ratio distribution from a sample of $q \sin^3 i$ under the usual assumption of uniform distribution of inclination angles. This article is structured as follows: in Section 2 we present a short summary of the work from paper I, and present the mathematical description of this binary mass ratio distribution problem. Section 3 is devoted to the calculation of the deconvolution of the distribution and to a discussion of the robustness of this method. In section 4 we calculate the CDF from two real samples of spectroscopic binaries. In the last section we present our conclusions and future work.

2. The Method

In paper I we obtained the CDF of the rotational velocities of stars. We start from the integral representation of the problem,

$$f_{\tilde{Y}}(\tilde{y}) = \int p(\tilde{y} | \tilde{x}) f_{\tilde{X}}(\tilde{x}) d\tilde{x}, \quad (1)$$

here $\tilde{x} = v$ (rotational speed), $\tilde{y} = \tilde{x} \sin i$, being i the inclination angle. This integral corresponds to a Fredholm integral of the first kind (Lucy 1994). Here $f_{\tilde{x}}$ is the function of interest (PDF) and the kernel p of this integral is calculated assuming that the rotational axes are uniformly (randomly) distributed over the sphere. Replacing the kernel p (see paper I), the Fredholm integral reads:

$$f_{\tilde{y}}(\tilde{y}) = \int_{\tilde{y}}^{\infty} \frac{\tilde{y}}{\tilde{x} \sqrt{\tilde{x}^2 - \tilde{y}^2}} f_{\tilde{x}}(\tilde{x}) d\tilde{x}. \quad (2)$$

Chandrasekhar & Münch (1950) deconvolved this equation to obtain the PDF:

$$f_{\tilde{x}}(\tilde{x}) = -\frac{2}{\pi} \tilde{x}^2 \frac{\partial}{\partial \tilde{x}} \tilde{x} \int_{\tilde{x}}^{\infty} \frac{1}{\tilde{y}^2 \sqrt{\tilde{y}^2 - \tilde{x}^2}} f_{\tilde{y}}(\tilde{y}) d\tilde{y}. \quad (3)$$

After integration of the PDF, the corresponding CDF reads:

$$F_{\tilde{x}}(\tilde{x}) = 1 - \frac{2}{\pi} \int_{\tilde{x}}^{\infty} \left(\frac{\tilde{x}}{\sqrt{\tilde{y}^2 - \tilde{x}^2}} + \arccos(\tilde{x}/\tilde{y}) \right) f_{\tilde{y}}(\tilde{y}) d\tilde{y}, \quad (4)$$

see paper I for details.

In this work we focus on a similar problem in astrophysics; the mass-ratio distribution of binary stars (see, e.g., Heacox 1995). For single-lined spectroscopic binaries, we have only access to the spectroscopic mass function, given by:

$$y_m = \frac{K^3 P (1 - e^2)^{3/2}}{2\pi G}, \quad (5)$$

where K , P and e are the semi-amplitude of the radial velocity, orbital period and eccentricity. This mass function can be rewritten as:

$$y_m = \frac{r^3}{(1+r)^2} m_p \sin^3 i, \quad (6)$$

where m_p is the mass of the primary, m_c the mass of the companion, $r = m_c/m_p$ is the mass ratio and i corresponds to the inclination angle between the orbital plane and the plane of the sky. Thus, the observed reduced spectroscopic mass function is:

$$y = y_m/m_p = q \sin^3 i, \quad (7)$$

where $q \equiv r^3/(1+r)^2$.

For this case, the kernel p , following Boffin, Cerf & Paulus (1992) and Cerf & Boffin (1994), reads:

$$p(y|q) = \frac{1}{3q^{1/3}y^{1/3}\sqrt{q^{2/3}-y^{2/3}}}. \quad (8)$$

Cerf & Boffin (1994) found that the Friedholm integral eq. (1) can be written as:

$$f_Y(y) = \int_y^{1/4} \frac{1}{3q^{1/3}y^{1/3} \sqrt{q^{2/3} - y^{2/3}}} f_Q(q) dq. \quad (9)$$

Now we have to solve this inverse problem, i.e., obtain $f_Q(q)$ from Eq. (9).

3. Deconvolving the mass ratio distribution

Defining $Y = x^3$, then $f_X(x) = 3x^2 f_Y(x^3)$, Eq. (9) becomes:

$$f_X(x) = \int_{x^3}^{1/4} \frac{x}{q^{1/3} \sqrt{q^{2/3} - x^2}} f_Q(q) dq,$$

applying the following transformation of variables $q = p^3$, Eq. (9) now reads:

$$f_X(x) = \int_x^{4^{-1/3}} \frac{x}{p \sqrt{p^2 - x^2}} f_P(p) dp. \quad (10)$$

This last expression is the same as Eq. (2), which has the following solution:

$$F_P(p) = 1 - \frac{2}{\pi} \int_p^{4^{-1/3}} \left(\frac{p}{\sqrt{x^2 - p^2}} + \arccos(p/x) \right) f_X(x) dx \quad (11)$$

In order to avoid numerical instabilities in the integration process of Eq. (11), we propose to use the following variable, $z = \sqrt{x^2 - p^2}$, or equivalently $x = \sqrt{p^2 + z^2}$ and $dx = z dz / \sqrt{p^2 + z^2}$. Therefore, Eq. (11) transforms to:

$$F_P(p) = 1 - \frac{2}{\pi} \int_0^{\sqrt{4^{-2/3} - p^2}} K(p, z) f_X \left(\sqrt{p^2 + z^2} \right) dz \quad (12)$$

where the function K is defined as:

$$K(p, z) = \frac{p}{\sqrt{p^2 + z^2}} + \frac{z}{\sqrt{p^2 + z^2}} \arccos \left(\frac{p}{\sqrt{p^2 + z^2}} \right) \quad (13)$$

Finally, the CDF as function of the original variable (r), reads:

$$F_R(r) = F_P \left(\frac{r}{(1+r)^{2/3}} \right) \quad (14)$$

3.1. Logarithmic Variables

Boffin (2010) has shown that when dealing with spectroscopic mass function distributions, which span a wide range of values, it is often necessary to use logarithmic variables. Let's define therefore $z = e^{-s}$, such that the previous expression (Eq. 12) is written as:

$$F_P(p) = 1 - \frac{2}{\pi} \int_{s_0}^{\infty} K(p, e^{-s}) f_X \left(\sqrt{p^2 + e^{-2s}} \right) e^{-s} ds \quad (15)$$

where $s_0 = -\ln(4^{-2/3} - p^2)/2$

4. CDF Application to Real Data-Sets

In this section we will apply the proposed method for two samples of real astronomical data to obtain the CDF distribution as function of the mass ratio r . In addition we will compare our results with the Lucy's (1974) method.

4.1. Real Data-Set 1: Am binaries

Boffin (2010) derived the mass ratio distribution for a sample of 134 Am binaries using Lucy's (1974) method, as implemented by Boffin et al. (1993). He found that this distribution can be approximated by a uniform distribution.

Smalley et al. (2014) reported the discovery of 70 eclipsing Am systems using light curves from the SuperWASP project. Based on these light curves they estimated the mass ratio distribution of Am stars. When taking into account the fact that low-mass companions to Am stars may be too small and too faint to be detected as eclipsing, they found a mass ratio distribution consistent with that of Boffin (2010).

In order to constrain the range of $y = q \sin^3 i$ as function of r we have to take in account the following: $\sin i$ is smaller than one, then we are left with $q = r^3/(1+r)^2$. Similarly, for physical reasons, the mass ratio has to be smaller or equal to 1 ($r \leq 1$), otherwise if the companion is more massive, as they are main sequence stars, it would be more luminous, and the system would not appear as it is. Thus q has to be smaller than 1/4.

The reason why some values of y appear larger than 0.25 are most likely due to observational errors on the spectroscopic mass functions or a wrong estimate of the primary mass. As such cases are very few, we prefer remove them from the sample to have a more homogeneous one.

Considering these reasons, our method has been developed in the range: $0 < y < 1/4$.

We have filtered Boffin's (2010) data-set for values of y (Eq. 7) in that range getting 119 data values. Then we calculated the CDF as function of r , shown as solid line in Figure 1.

To calculate the error of our method, we use the bootstrap method (Efron 1993). The bootstrap method attempts to determine the probability distribution from the data itself, without recourse to central limit theorem. This method is a way to estimate the error of the sample. Basic idea of Bootstrap is in our case: Compute from a sample the CDF; create an artificial sample by randomly drawing elements from the original sample, some elements will be picked more than once; Then compute the new CDF and repeat 100 - 1000 times this procedure to look to the distribution of these CDFs.

Thus, we create 500 bootstrap samples from the original sample from Boffin (2010) and calculated for each of these bootstrap-samples the corresponding CDF. To obtain a 95% confidence interval we use the same procedure as in Curé et al. (2014), i.e., calculate confidence interval with

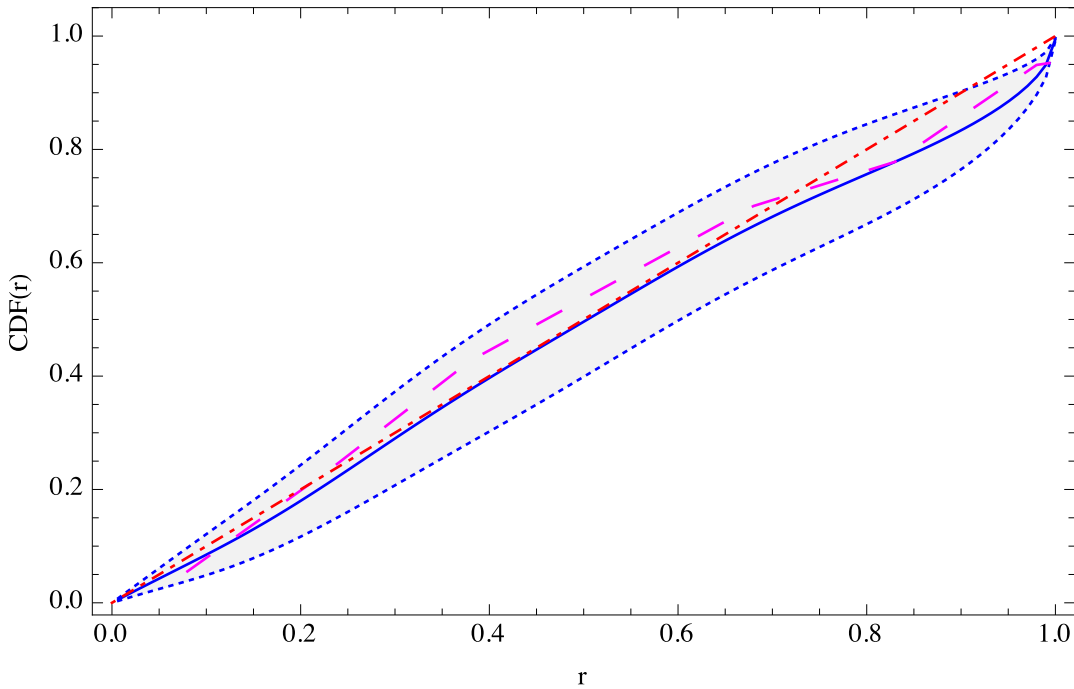


Fig. 1. The estimated CDF using our method in solid line. In short-dashed lines the 95% confidence interval is also shown. The CDF using Lucy's (1974) method from Boffin (2010) is shown as long-dashed line while the theoretical CDF from a uniform distribution is in dot-dashed line. See text for details.

normal standard percentile $Z_{\alpha/2}$, namely:

$$\widehat{CDF} \pm Z_{\alpha/2} \widehat{se}, \quad (16)$$

where \widehat{se} is the standard deviation of all Bootstrap samples, and $Z_{\alpha/2}$ is the value in which the standard normal distribution accumulate 97.5% of the area under its PDF and $\alpha = 0.05 (= 1 - 0.95)$ is the complement of the confidence.

These upper and lower confidence limits are shown in dashed line in Figure 1 and the area between both curves is light-gray shadowed. In addition, we plotted the result using Lucy's (1974) method from Boffin (2010).

Our method for the CDF is in complete agreement with the Lucy's method, i.e., arriving at the same conclusion that the sample is compatible with a uniform distribution. In addition to the advantage that our method does not need any iteration criteria and it deconvolves the mass ratio CDF in one step, it can also provide (using the bootstrap method) confidence intervals for this CDF.

4.2. Real Data-Set 2: Binaries in the Cyg OB2 Association

Based on previous work spanning several years, Kobulnicky et al. (2014) present a sample of 48 massive multiple-star systems known in the Cygnus OB2 Association and analyzed their orbital properties. In particular, using a Monte Carlo method, they conclude that the observed distribution of mass ratios is consistent with a uniform distribution, even though they appreciate that due to

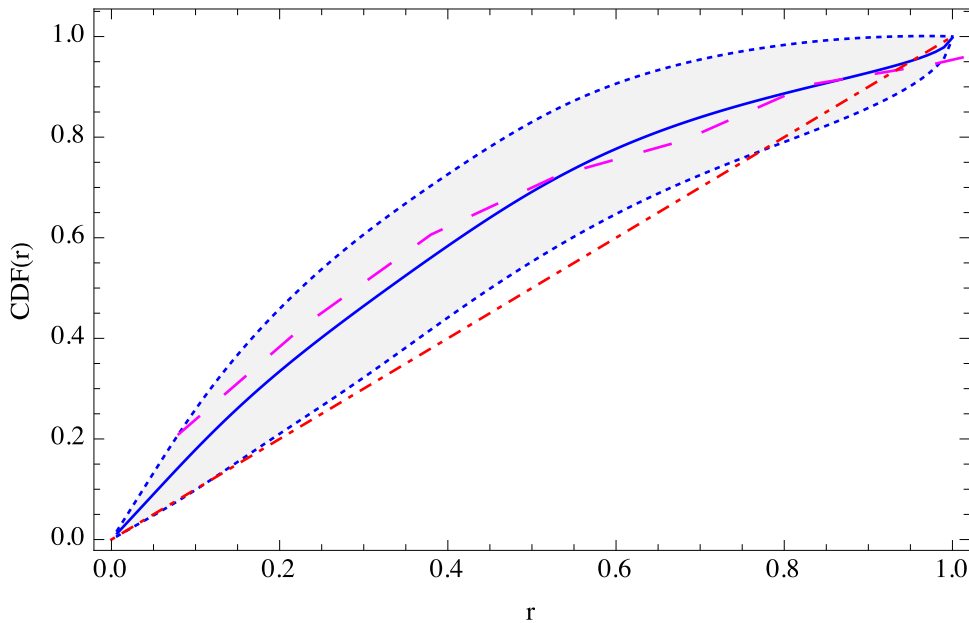


Fig. 2. The estimated CDF for Cyg OB2 Association using the sample from Kobulnicky et al. (2014). Our method as solid lines with the confidence intervals as short-dashed lines. Lucy’s method as long-dashed line. The theoretical CDF from a uniform distribution is in dot-dashed line.

incompleteness, the bins at $r < 0.2$ are likely underestimated. We have used their data: spectroscopic mass function sample and adopted primary mass, assuming that all systems are single-lined spectroscopic binaries. After filtering in the range $0 < y < 1/4$ the sample consist of 47 data points. Then we compute the mass ratio distribution with the confidence intervals based on our methodology, as well as on the Lucy’s method as implemented by Boffin (2010). The results are shown in Figure 2.

It is clear that instead of finding a uniform distribution over the full range of mass ratios, we find an excess of systems in the whole interval $0 < r < 1$ as compared with an uniform distribution. A comparison between both methods shows a similar behavior in almost the entire r -interval, but this does not correspond to an uniform distribution. Lucy’s method-CDF lies inside the confidence interval of our CDF, therefore we conclude that statistically are the same CDF. On the other hand, Figure 3 shows the CDF vs. $\log(r)$, and it seems that the CDF is linear in $\log(r)$ from $r \gtrsim 0.2$. This indicates that instead of a uniform distribution, the sample of massive stars is more consistent with an excess of low mass companions.

As mentioned above, the interval $r < 0.2$ suffers from incompleteness, so the real contribution of these low-mass companions may be even larger than found here. This may have important consequences for the final binary fraction of massive stars and should be taken into account in further observational campaigns to aim at discovering companions to massive stars.

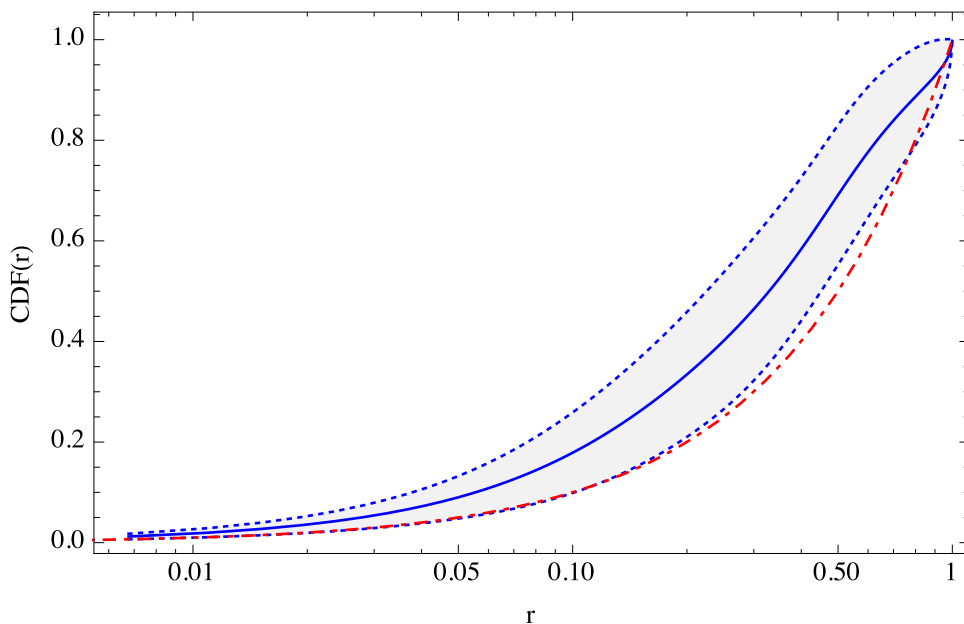


Fig. 3. The estimated CDF plotted as function of $\log(r)$ as solid line with the confidence intervals as short-dashed lines. The theoretical CDF from a uniform distribution is in dot-dashed line. This estimated CDF seems to be linear in $\log(r)$ from $r \gtrsim 0.2$.

5. Conclusion

In this work we have obtained the cumulative distribution function of "de-projected" mass ratios from binary systems. After a suitable change of variables, we showed that this problem is the same as the problem of the distribution of rotational velocities from stars, therefore its solution is known (paper I).

This method allows us to obtain the CDF without numerical instabilities caused by the use of derivative (Chandrasekar & Münch 1950) in just one step without needing any convergence criteria as needed by the widely used iterative method of Lucy (1974). In addition, confidence intervals can be attained using bootstrap algorithm.

We have applied our method to two real samples of binaries. While we find the same result as Boffin (2010) for the sample of Am spectroscopic binaries, we find that the mass ratio distribution of massive binaries in the Cyg2 OB Association is presenting an excess of systems with mass ratios $r < 0.2$, and is highly probable that this sample does not come from a uniform distribution, in contradiction with the analysis of Kobulnicky et al. (2014).

In the future, we plan to extend the applicability of our model in the case of a general function describing an arbitrary orientation of inclination angles (see, e.g., Boffin 2012 for reasons why this could be needed) and study these distributions (rotational velocities or mass ratio distributions) in a more precise formulation.

Acknowledgements. MC thanks the support of FONDECYT project 1130173 and Centro de Astrofísica de Valparaíso. JC thanks the financial support from project: "Ecuaciones Diferenciales y Análisis Numérico" - Instituto de Ciencias, Instituto de Desarrollo Humano e Instituto de Industria - Universidad Nacional de General Sarmiento. DR acknowledge the support of project PIP11420090100165, CONICET. AC thanks the support from PUCV's projects: 126.711/2014 and 37.375/2014.

References

- Bate, M. R. 2012, MNRAS, 419, 3115
- Bi, H. & Boerner, G., 1994, *ã*, 419, 3115
- Boffin, H. M. J., Paulus, G., & Cerf, N. 1992, in *Binaries as Tracers of Star Formation*, 26
- Boffin, H. M. J., Cerf, N., & Paulus, G. 1993, A&A, 271, 125
- Boffin, H.M.J. 2010, A&A, 524, 14
- Boffin, H.M.J. 2012, Proceedings of the workshop "Orbital Couples: Pas de Deux in the Solar System and the Milky Way".
Held at the Observatoire de Paris, ed. F. Arenou, D. Hestroffer, 41.
- Brown, R. A. 2011, ApJ, 733, 68
- Cerf, N. & Boffin, H.M.J. 1994, *Inverse Problems*, 10, 533
- Chandrasekhar, S. & Münch, G. 1950, ApJ, 111, 142
- Clarke, C. J. 2007, in *Binary Stars as Critical Tools & Tests in Contemporary Astrophysics*, Proceedings of IAU Symposium 240, ed. W.I. Hartkopf, E.F. Guinan and P. Harmanec. (Cambridge University Press), 337
- Curé, M., Rial, D.F., Christen, A. and Cassetti, J. 2014, A&A, 565, 85 (paper I)
- Efrom, B. & Tibshirani, R. J. 1993, *An Introduction to the Bootstrap* (London: Chapman and Hall)
- Halbwachs, J.L. 1987, A&A, 183, 234
- Halbwachs, J. L., Mayor, M., Udry, S., & Arenou, F. 2003, A&A, 397, 159
- Heacox, W. D. 2005, AJ, 109, 2670
- Knowles, I & Remka, R.J. 2014, in *Variational and Topological Methods: Theory, Applications, Numerical Simulations, and Open Problems*. Electron. J. Diff. Eqns., Conference 21, 235
- Kouwenhoven, M. B. N., Brown, A. G. A., Goodwin, S. P., et al. 2009, A&A, 493, 979
- Kobulnicky, H. A., Kiminki, D. C., Lundquist, M. J., et al. 2014, ApJS, 213, 34
- Lucy, L. B. 1974, AJ, 79, 745
- Lucy, L. B., 1994, *Reviews in Modern Astronomy*, 7, 31
- Mazeh, T. & Goldberg, D. 1992, ApJ, 394, 592
- Press, W. H., Teukolsky, S. A., Vetterling, W. T., et al. 1993, *The Observatory*, 113, 214
- Smalley, B., Southworth, J., Pintado, O. I., et al. 2014, A&A, 564, A69
- Tikhonov, A. N. and V. Y. Arsenin 1977. *Solution of Ill-posed Problems* (Washington: Winston & Sons)
- Tikhonov A.N., Goncharsky A.V., Stepanov V.V. et al. 1995, *Numerical Methods for the Solution of Ill-Posed Problems* (Kluwer Academic Publishers)
- Watkins, S. J., Boffin, H. M. J., Francis, N., & Whitworth, A. P., 1998, in *Star Formation with the Infrared Space Observatory*, 132, 430

List of Objects