

NEUTRINO AND COSMIC-RAY EMISSION AND CUMULATIVE BACKGROUND FROM RADIATIVELY INEFFICIENT ACCRETION FLOWS IN LOW-LUMINOSITY ACTIVE GALACTIC NUCLEI

SHIGEO S. KIMURA¹, KOHTA MURASE², AND KENJI TOMA^{3,4}

¹Department of Earth and Space Science, Graduate School of Science, Osaka University, Toyonaka 560-0043, Japan

²Hubble Fellow—Institute for Advanced Study, Princeton, New Jersey 08540, USA

³Astronomical Institute, Tohoku University, Sendai 980-8578, Japan and

⁴Frontier Research Institute for Interdisciplinary Sciences, Tohoku University, Sendai 980-8578, Japan

Draft version December 7, 2024

ABSTRACT

We study high-energy neutrino and cosmic-ray (CR) emission from the cores of low-luminosity active galactic nuclei (LLAGN). In LLAGN, the thermalization of particles is expected to be incomplete in radiatively inefficient accretion flows (RIAFs), allowing the existence of non-thermal particles. In this work, assuming stochastic particle acceleration due to turbulence in RIAFs, we solve the Fokker-Planck equation and calculate spectra of escaping neutrinos and CRs. The RIAF in LLAGN can emit CR protons with $\gtrsim 10$ PeV energies and TeV-PeV neutrinos generated via pp and/or $p\gamma$ reactions. We find that, if $\sim 1\%$ of the accretion luminosity is carried away by non-thermal ions, the diffuse neutrino intensity from the cores of LLAGN may be as high as $E_\nu^2 \Phi_\nu \sim 3 \times 10^{-8}$ GeV cm⁻² s⁻¹, which can be compatible with the observed IceCube data. This result does not contradict either of the diffuse gamma-ray background observed by *Fermi* or observed diffuse cosmic-ray flux. Our model suggests that, although very-high-energy gamma rays may not escape, radio-quiet AGN with RIAFs can emit GeV gamma-rays, which could be used for testing the model. We also calculate the neutron luminosity from RIAFs of LLAGN, and discuss a strong constraint on the model of jet mass loading mediated by neutrons from the diffuse neutrino observation.

Subject headings: acceleration of particles — accretion, accretion disks — galaxies: nuclei — neutrinos — diffuse radiation

1. INTRODUCTION

The IceCube collaboration reported a discovery of extraterrestrial neutrinos with deposited energies ranging from 30 TeV to a few PeV, and the significance now exceeds 5σ (Aartsen et al. 2013a,b, 2014a). The signals are likely to be astrophysical, and the consistency with isotropic distribution suggests extragalactic components, which is also supported by diffuse gamma-ray data (Murase et al. 2013; Ahlers & Murase 2014). Significant clustering has not been observed, and the origin of IceCube neutrinos is a new big mystery even though some early models can match the observed data within large model uncertainties (Anchordoqui et al. 2004; Stecker 2005; Loeb & Waxman 2006; Murase et al. 2006; Gupta & Zhang 2007; Murase et al. 2008; Kotera et al. 2009). One of the popular possibilities is neutrino emission from cosmic-ray (CR) reservoirs. Starburst galaxies may explain the IceCube data, and various possibilities have been speculated to have $\gtrsim 10$ – 100 PeV CR protons (Murase et al. 2013; Katz et al. 2013). Galaxy groups and clusters may also account for the data without violating gamma-ray limits. While $\gtrsim 10$ – 100 PeV CR protons can be supplied by active galactic nuclei (AGN), galaxies and galaxy mergers¹ as well as intergalactic shocks, hard spectral indices $s_\nu \sim 2$ and contributions from low-mass clusters and groups would be needed² (Murase et al.

2013; Kashiyama & Mészáros 2014). However, due to multi-messenger constraints (Murase et al. 2013), the above scenarios may be challenged by the latest data implying steep indices $s_\nu \sim 2.3$ – 2.5 (Aartsen et al. 2014a,b) and models that attribute the diffuse gamma-ray background to unresolved blazars.

High-energy neutrino production in AGN has been of interest for many years (e.g., Protheroe & Kazanas 1983; Kazanas & Ellison 1986; Stecker et al. 1991; Szabo & Protheroe 1994; Mannheim 1995; Atoyan & Dermer 2001; Alvarez-Muniz & Mészáros 2004; Anchordoqui et al. 2004). The most popular possibility is photohadronic ($p\gamma$) neutrino production in relativistic jets that are established as gamma-ray sites (e.g., Mannheim 1995; Atoyan & Dermer 2001; Mücke & Protheroe 2001). The diffuse neutrino intensity of radio-loud AGN is typically dominated by luminous blazars, in which external radiation fields due to accretion disk, broadline and dust emission are relevant (Murase et al. 2014). However, it has been shown that the simple inner jet model has difficulty in explaining the IceCube data, and additional assumptions are required (Dermer et al. 2014; Tavecchio et al. 2014). Alternatively, high-energy neutrino emission could mainly come from the cores of AGN, and both of pp (Becker Tjus et al. 2014) and $p\gamma$ (Stecker 2013; Winter 2013; Kalashev et al. 2014) scenarios have been considered. In the latter case, it has been assumed that

kimura@vega.ess.sci.osaka-u.ac.jp

¹ CR sources like AGN and galaxies strongly evolve as redshifts.

² While neutrino and gamma-ray flux calculations by the recent work by Zandanel et al. (2014) is actually consistent with Murase et al. (2008, 2009) for the massive cluster shock case, the setup noted in Murase et al. (2013) has not been tested. Con-

necting individual massive cluster emission to diffuse backgrounds depends on models and underlying assumptions, and astrophysical uncertainty is still too large to cover all the relevant parameter space.

target photon fields come from the standard, Shakura-Sunyaev disk (Shakura & Sunyaev 1973), but the disk temperature to account for $\lesssim 300$ TeV neutrinos has to be higher than typical values (Dermer et al. 2014).

One big issue in the AGN core models is how to have non-thermal protons in such inner regions. Electric field acceleration has been discussed (Levinson 2000), but the formation of a gap above the black hole is not clear in the presence of copious plasma. The shock dissipation may also occur in accretion flows (Begelman et al. 1990; Alvarez-Muniz & Mészáros 2004; Becker et al. 2008), although efficient shock acceleration is possible when the shock is not mediated by radiation. When the accretion rate is large enough to form the standard disk (Shakura & Sunyaev 1973) or the slim disk (Abramowicz et al. 1988), protons and electrons should be thermalized via the Coulomb scattering within the infall time. This indicates that turbulent acceleration is unlikely in the bulk of the accretion flow, although possible non-thermal proton acceleration in the corona of standard disks has also been discussed (e.g. Dermer et al. 1996; Romero et al. 2010).

In this work, we consider the possibility of high-energy neutrino emission from low-luminosity AGN (LLAGN), which has not been discussed in light of the IceCube data. It has been considered that LLAGN do not have standard or slim disks and their spectra show no blue bump (Ho 2008). Instead, LLAGN are believed to have the radiation inefficient accretion flows (RIAFs, Narayan & Yi 1994), in which plasma can be collisionless with low accretion rates, allowing the existence of non-thermal particles (Mahadevan & Quataert 1997; Toma & Takahara 2012). In the unified picture of AGN, BL Lac objects correspond to LLAGN viewed from an on-axis observer, whereas quasar-hosted blazars correspond to highly-accreted AGN with optically thick disks.

Turbulent magnetic fields play an important role for the angular momentum transport in accretion disks, and the magnetic rotational instability (MRI) has been believed to be responsible for the effective viscosity (e.g., Balbus & Hawley 1991; Sano et al. 2004). Recent particle-in-cell simulations have shown that the magnetic reconnection occurring in the MRI turbulence generates non-thermal particles (Riquelme et al. 2012; Hoshino 2013), although these simulations follow the plasma scale structure that is much smaller than the realistic scale of the accretion flow. It would be also natural to expect stochastic acceleration in the presence of strong turbulence in RIAFs (e.g., Lynn et al. 2014).

Protons accelerated in RIAFs lead to gamma ray emission via pp and $p\gamma$ processes (Mahadevan et al. 1997; Niedzwiecki et al. 2013). In this work, we focus on neutrino and CR emission, motivated by the latest IceCube discovery. The acceleration efficiency is uncertain at present. Kimura et al. (2014) shows that high-energy particles do not affect the dynamical structure, except for the cases that they extract most of the heating energy from RIAFs. This implies that the energy loss rate by high-energy protons is limited to several percents of $\dot{M}c^2$, where \dot{M} is the mass accretion rate, but we show that it is still possible for LLAGN to make significant contributions to the cumulative neutrino background without violating existing observational limits.

In this paper, we consider stochastic acceleration in RIAFs of LLAGN and suggest that they are potential sources of high-energy neutrinos. In Section 2, we set up physical states of RIAFs. In Section 3, we formulate and calculate energy spectra of the non-thermal protons inside RIAFs. The spectra of escaping protons and neutrinos from RIAFs are also presented in Section 3. Then, the diffuse neutrino intensity is estimated and compared to the IceCube data in Section 4. We discuss several related issues such as the detectability in gamma rays in Section 5, and summarize our results in Section 6.

2. PHYSICAL SETUP

We model emission from RIAFs with the one-zone approximation, where it is assumed that particles are accelerated only within some radius R . When one considers the structure of accretion disks, the multi-dimensionality is important in general. But we consider that our approach is enough as the first step to consider high-energy neutrino emission from RIAFs.

2.1. Physical quantities of RIAFs

RIAFs are the hot and rapid infall accretion flows. We set the radial velocity v_r , thermal proton density n_p , thermal pressure P_{th} , and strength of magnetic fields B of our RIAF model as follows,

$$v_r = \alpha v_K, \quad (1)$$

$$n_p = \frac{\dot{M}}{2\pi R^2 v_r m_p}, \quad (2)$$

$$P_{\text{th}} = n_p \frac{GM_{\text{BH}}}{3R} m_p, \quad (3)$$

$$B = \sqrt{\frac{8\pi P_{\text{th}}}{\beta}}, \quad (4)$$

where α is the alpha parameter (Shakura & Sunyaev 1973), $v_K = \sqrt{GM_{\text{BH}}/R}$ is the Keplerian velocity, \dot{M} is the mass accretion rate, M_{BH} is the mass of the super massive black hole (SMBH), and β is the plasma beta parameter. We assume the scale height of the flow $H \sim R$. We normalize the radius and mass accretion rate as $r = R/R_S$ and $\dot{m} = \dot{M}/\dot{M}_{\text{Edd}}$, respectively, where we use the Schwarzschild radius $R_S = 2GM_{\text{BH}}/c^2$ and the Eddington accretion rate $\dot{M}_{\text{Edd}} = L_{\text{Edd}}/c^2$. This makes

$$R = 2.95 \times 10^{13} r_1 M_{\text{BH},7} \text{ cm}, \quad (5)$$

$$v_r = 6.7 \times 10^8 r_1^{-1/2} \alpha_{-1} \text{ cm s}^{-1}, \quad (6)$$

$$n_p = 1.1 \times 10^9 r_1^{-3/2} \alpha_{-1}^{-1} M_{\text{BH},7}^{-1} \dot{m}_{-2} \text{ cm}^{-3}, \quad (7)$$

$$B = 4.9 \times 10^2 r_1^{-5/4} \alpha_{-1}^{-1/2} \beta_3^{-1/2} M_{\text{BH},7}^{-1/2} \dot{m}_{-2}^{1/2} \text{ Gauss} \quad (8)$$

where $A_n = A/10^n$, except $M_{\text{BH},n} = M_{\text{BH}}/(10^n M_\odot)$ and $\beta_3 = \beta/3$. If we consider small $r \lesssim 5$, v_r and n_p is quite different from above expression because the flow becomes supersonic and particles go into the SMBH quickly (Narayan et al. 1997; Kimura et al. 2014). In this paper, we fix the parameters $\alpha = 0.1$, $\beta = 3$, and $r = 10$ for demonstration.

2.2. Target photon fields

The photomeson production is an important process of the neutrino and/or gamma ray production. To estimate this, we need to obtain target photon spectra.

First, one needs to know the electron temperature. Since the relaxation time between electrons and protons in RIAFs is longer than the infall time t_{fall} (see Section 3), electrons would have different temperature from that of the protons (Takahara & Kusunose 1985). The mechanism of electron heating in RIAFs is determined by details of dissipation in collisionless plasma (Quataert & Gruzinov 1999; Sharuma et al. 2007; Howes 2010), but the accurate prescription for the turbulent heating is not well understood. According to Sharuma et al. (2007), the electron temperature in RIAFs with $\dot{m} = 0.01$ is $\sim 5 \times 10^9$ K and little depends on the heating prescription. The dependence of electron temperature on \dot{m} is not so strong, $T_e \sim 2 \times 10^{10}$ K at $\dot{m} = 10^{-4}$. In this work, for simplicity, we treat $\theta_e \equiv k_B T_e / (m_e c^2)$ as a parameter, and consider the range of $1 \lesssim \theta_e \lesssim 4$. Then, when electrons are thermalized (Mahadevan & Quataert 1997), they obey the relativistic Maxwellian distribution,

$$N_e(\gamma_e) = n_e \frac{\gamma_e^2 \beta_e \exp(-\gamma_e/\theta_e)}{\theta_e K_2(1/\theta_e)}, \quad (9)$$

where n_e is the electron number density, β_e and γ_e are the velocity and the Lorentz factor of the thermal electrons, respectively, and $K_2(x)$ is the second modified Bessel function. We ignore effects of the pair production on the thermal component for simplicity, which gives $n_p = n_e$.

It has been suggested that in LLAGN emission comes from a jet, an outer thin disk, and a RIAF (Nemmen et al. 2006, 2014). In this paper, we consider only radiation from the RIAF because the radiation from the jet and the thin disk would be sub-dominant. We use one-zone approximation and calculate the photon spectrum within the acceleration radius R . Thermal electrons in the RIAF emit radiation through the synchrotron, bremsstrahlung, and inverse Compton scattering. We use fitting formulae of the emissivity of bremsstrahlung and synchrotron (Narayan & Yi 1995). Assuming the local thermodynamic equilibrium with Eddington approximation (Rybicki & Lightman 1979), we can get the photon fields from the synchrotron and bremsstrahlung. This treatment consistently includes the synchrotron self absorption (Manmoto et al. 1997). Using this photon fields as the seed photons, spectra of inverse Compton scattering are calculated. See Appendix A for details of the calculation of the target photon fields.

Figure 1 shows target photon spectra in RIAFs for models A1, A2, and A3, whose parameters are tabulated in Table 1 (where the parameter ζ will be introduced in section 3). We fix the parameters $\alpha = 0.1$, $\beta = 3$, $r = 10$, and $\theta_e = 2.0$. For the reference model A1, the synchrotron component has a peak at $E_\gamma \sim 0.03$ eV. The thermal electrons scatter seed synchrotron photons efficiently, and make a few peaks from the infrared to soft X-ray range. Multiple-scattered photons may make almost flat spectrum for hard X-ray range. The spectrum has a cutoff corresponding to the electron temperature. The inverse Compton scattering dominates over the bremsstrahlung in all the frequency range for A1.

TABLE 1
MODEL PARAMETERS FOR THE SPECTRUM FROM A LLAGN

model	\dot{m}	$M_{\text{BH}} [M_\odot]$	ζ
A1 (reference)	10^{-2}	10^7	0.1
A2	10^{-3}	10^7	0.1
A3	10^{-2}	10^8	0.1
A4	10^{-2}	10^7	0.3

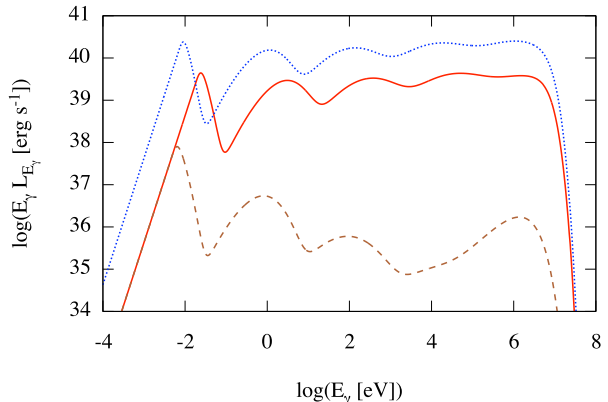


FIG. 1.— Target photon spectra emitted by thermal electrons in RIAFs. The red-solid, the brown-dashed, and blue-dotted lines show models A1 (reference), A2 (small \dot{m}), A3 (large M_{BH}), respectively. The target photon spectrum for model A4 is the same with that for A1.

The efficiency of the inverse Compton scattering depends on y parameter, $y \sim n_e \sigma_T R \theta_e^2 \propto \dot{m} r^{-1/2} \alpha^{-1} \theta_e^2$, where σ_T is the Thomson cross section. Small \dot{m} makes the y parameter small, so that the spectrum by the inverse Compton scattering is soft. This causes that bremsstrahlung is dominant at hard X-ray range. For A2, y parameter is less than unity, and the bremsstrahlung dominates over the inverse Compton in $E_\gamma \gtrsim 2 \times 10^4$ eV. The y parameter is independent of M_{BH} in our formulation. The large M_{BH} makes luminosity higher due to large values of R and \dot{M} . It also makes the synchrotron peak frequency small because of small B . The profile of the spectrum for A3 is similar to that for A1 but the luminosity for A3 is about ten times larger than that for A1.

3. SPECTRA OF NON-THERMAL PARTICLES IN A TYPICAL RIAF

3.1. Plasma in accretion flows

If the infall time t_{fall} is shorter than the relaxation time due to the Coulomb scattering t_{rel} , it allows the existence of non-thermal particles. The infall time for RIAFs is estimated to be

$$t_{\text{fall}} \simeq \frac{R}{v_r} \sim 4.4 \times 10^4 r_1^{3/2} \alpha_{-1}^{-1} M_{\text{BH},7} \text{ s}, \quad (10)$$

whereas the relaxation time is estimated as

$$t_{\text{rel}} = \frac{4\sqrt{\pi}}{\ln \Lambda} \frac{1}{n_p \sigma_{\text{TC}}} \left(\frac{m_p}{m_e} \right)^2 \left(\frac{k_B T_p}{m_p c^2} \right)^{3/2} \sim 2.1 \times 10^7 \alpha_{-1} M_{\text{BH},7} \dot{m}_{-2}^{-1} \text{ s} \quad (11)$$

where $\ln \Lambda$ is the Coulomb logarithm (e.g. Spitzer 1962). Thus, RIAFs satisfy $t_{\text{rel}} \gg t_{\text{fall}}$, which allows $F(p)$ to be non-thermal (cf. Takahara & Kusunose 1985; Mahadevan & Quataert 1997). For RIAFs, t_{fall} has the same order as the dissipation time via the α viscosity t_{dis} (e.g. Pringle 1981). Thus, the proton distribution function in RIAFs may not be Maxwellian within the dissipation time. This relaxation time is smaller than the Coulomb energy-loss time for relativistic protons.

The protons inside RIAFs are scattered by turbulent magnetic fields. This process changes a momentum of each proton whose distribution function may be different from Maxwellian. In this paper, we consider relativistic protons in RIAFs, assuming that they are governed by the Fokker-Plank equation (e.g., Stawarz & Petrosian 2008)

$$\begin{aligned} \frac{\partial}{\partial t} F(p) = & \frac{1}{p^2} \frac{\partial}{\partial p} \left[p^2 \left(D_p \frac{\partial}{\partial p} F(p) + \frac{p}{t_{\text{cool}}} F(p) \right) \right] \\ & - \frac{F(p)}{t_{\text{esc}}} + \dot{F}_{\text{inj}}, \end{aligned} \quad (12)$$

where $F(p)$ is the distribution function of the non-thermal protons, p is the momentum of the protons, D_p is the diffusion coefficient for the momentum space, \dot{F}_{inj} is the injection term, t_{cool} is the cooling time, and t_{esc} is the escaping time. We do not consider non-thermal electrons because electrons have much smaller relaxation time than protons. They become thermalized within infall time when $\dot{m} \gtrsim 10^{-4}$ (Mahadevan & Quataert 1997).

It is considered that quasars have standard disks, in which the physical quantities are much different from those in RIAFs. For the Shakura-Sunyaev disks in the gas pressure dominant regime (gas-SSDs) (Shakura & Sunyaev 1973), we have longer t_{fall} ($t_{\text{fall}} = R/v_r \simeq R/(\alpha v_K)(r/H)^2 \sim 3 \times 10^8$ s), and shorter t_{rel} ($\sim 3 \times 10^{-9}$ s $\ll t_{\text{dis}}$) than those of RIAFs. The dissipation time t_{dis} is the same as that of RIAFs (see Equation (10)). Thus, $t_{\text{rel}} \ll t_{\text{dis}} \ll t_{\text{fall}}$ is satisfied in gas-SSDs. The distribution function $F(p)$ is expected to be Maxwellian due to the efficient Coulomb scattering. Note that, if we consider relativistic particles, we should use the Coulomb loss time for relativistic particles t_{Coul} as a function of particle energy. Even for such relativistic particles with the Lorentz factor γ_p , the Coulomb loss time is much smaller than the dissipation time, $t_{\text{Coul}} \sim 50(\gamma_p/\tau_T)(R/c) \ll t_{\text{dis}}$ for $\gamma_p \lesssim 10^3$, where $\tau_T \sim 10^4$ is the optical depth to Thomson scattering (cf. Dermer et al. 1996). Therefore, it seems difficult to accelerate the particles in gas-SSDs. For other solutions, such as standard disks in the radiation pressure dominant regime (Shakura & Sunyaev 1973) and magnetically arrested disks (Bisnovatyi-Kogan & Ruzmaikin 1974), the Thomson optical depth may not be as large as gas-SSDs and it might be possible to satisfy $t_{\text{dis}} < t_{\text{Coul}}$.

3.2. Timescales

Equation (12) involves three important timescales, the acceleration time $t_{\text{accel}} \equiv p^2/D_p$, the escape time t_{esc} , and the cooling time t_{cool} .

In this paper, we assume a power spectrum $P(k) \propto k^{-q}$, and fix the index of the power spectrum $q = 5/3$ for simplicity. This value is motivated by the Alfvénic

turbulence (Goldreich & Sridhar 1995), although other modes may also play an important role on particle acceleration. According to the quasi-linear theorem, the diffusion coefficient is (e.g., Dermer et al. 1996)

$$D_p \simeq (m_p c)^2 (ck_{\text{min}}) \left(\frac{v_A}{c} \right)^2 \zeta (r_L k_{\text{min}})^{q-2} \gamma_p^q, \quad (13)$$

where $k_{\text{min}} \sim R^{-1}$ is the minimum wave number of the turbulence, $v_A = B/\sqrt{4\pi m_p n_p}$ is the Alfvén speed, $r_L = m_p c^2/(eB)$, γ_p is the Lorentz factor of protons, and $\zeta = 8\pi \int P(k) dk/B_0^2$ is the ratio of the strength of turbulent fields to that of the non-turbulent fields. Then, the acceleration time is

$$\begin{aligned} t_{\text{accel}} & \simeq \frac{p^2}{D_p} \simeq \frac{1}{\zeta} \left(\frac{v_A}{c} \right)^{-2} \frac{R}{c} \left(\frac{r_L}{R} \right)^{2-q} \gamma_p^{2-q} \\ & \sim 1.1 \times 10^3 r_1^{25/12} \alpha_{-1}^{1/6} \beta_3^{7/6} M_{\text{BH},7}^{5/6} \dot{m}_{-2}^{-1/6} \zeta_{-1}^{-1} \\ & \quad \times \gamma_{p,1}^{1/3} \text{ s}. \end{aligned} \quad (14)$$

We consider diffusion and infall as the escape from the given zone, and write the escaping rate as

$$t_{\text{esc}}^{-1} = t_{\text{fall}}^{-1} + t_{\text{diff}}^{-1}, \quad (15)$$

The particles fall to the SMBH in the infall time, given by Equation (10). For isotropically turbulent magnetic fields, the diffusion time is (e.g. Stawarz & Petrosian 2008)

$$\begin{aligned} t_{\text{diff}} & \simeq \frac{9R}{c} \zeta \left(\frac{r_L}{R} \right)^{q-2} \gamma_p^{q-2} \\ & \sim 6.7 \times 10^5 r_1^{11/12} \alpha_{-1}^{-1/6} \beta_3^{-1/6} M_{\text{BH},7}^{7/6} \dot{m}_{-2}^{1/6} \zeta_{-1}^{-1} \\ & \quad \times \gamma_{p,1}^{-1/3} \text{ s}. \end{aligned} \quad (16)$$

For the cooling time, we consider inelastic pp and $p\gamma$ reactions, and the proton synchrotron emission process. The total cooling rate is given as

$$t_{\text{cool}}^{-1} = t_{pp}^{-1} + t_{p\gamma}^{-1} + t_{\text{sync}}^{-1}, \quad (17)$$

where t_{pp} , $t_{p\gamma}$, and t_{sync} are cooling time scales for each process. We neglect the inverse Compton scattering by protons and the Bethe-Heitler process because they are typically sub-dominant. The synchrotron cooling rate is

$$t_{\text{sync}}^{-1} = \frac{4}{3} \left(\frac{m_e}{m_p} \right)^3 \frac{c \sigma_T U_B}{m_e c^2} \gamma_p, \quad (18)$$

where $U_B = B^2/(8\pi)$ is the energy density of the magnetic fields. The pp cooling rate is

$$t_{pp}^{-1} = n_p \sigma_{pp} c K_{pp}, \quad (19)$$

where $K_{pp} \sim 0.5$ is the proton inelasticity of the process. The total cross section of this process σ_{pp} is represented as a function of the proton energy E_p ,

$$\sigma_{pp} \simeq (34.3 + 1.88L + 0.25L^2) \left[1 - \left(\frac{E_{pp,\text{thr}}}{E_p} \right)^4 \right]^2 \quad (20)$$

for $E_p \geq E_{pp,\text{thr}}$, where $L = \log(E_p/1\text{TeV})$ and $E_{pp,\text{thr}} = 1.22$ GeV (Kelner et al. 2006). The $p\gamma$ cooling

rate is

$$t_{p\gamma}^{-1} = \frac{c}{2\gamma_p^2} \int_{\bar{\varepsilon}_{\text{thr}}}^{\infty} d\bar{\varepsilon} \sigma_{p\gamma}(\bar{\varepsilon}) K_{p\gamma}(\bar{\varepsilon}) \bar{\varepsilon} \times \int_{\bar{\varepsilon}/(2\gamma_p)}^{\infty} dE_\gamma \frac{N_\gamma(E_\gamma)}{E_\gamma^2}, \quad (21)$$

where $\bar{\varepsilon}$ and E_γ are the photon energy in the proton rest frame and the black hole frame, respectively, $N_\gamma(E_\gamma)$ is the photon occupation number, and $\bar{\varepsilon}_{\text{thr}} = 145$ MeV. We use the rectangular approximation for this process (Stecker 1968). Assuming $\sigma_{p\gamma}(\bar{\varepsilon}) K_{p\gamma}(\bar{\varepsilon}) = \delta(\bar{\varepsilon} - \bar{\varepsilon}_{\text{pk}}) \sigma_{\text{pk}} K_{\text{pk}} \Delta \bar{\varepsilon}_{\text{pk}}$, we write $t_{p\gamma}$ as

$$t_{p\gamma}^{-1} = \frac{c}{2\gamma_p^2} \bar{\varepsilon}_{\text{pk}} \Delta \bar{\varepsilon}_{\text{pk}} \sigma_{\text{pk}} K_{\text{pk}} \times \int_{\bar{\varepsilon}_{\text{pk}}/(2\gamma_p)}^{\infty} dE_\gamma \frac{N_\gamma(E_\gamma)}{E_\gamma^2}, \quad (22)$$

$\bar{\varepsilon}_{\text{pk}} \sim 0.3$ GeV, $\sigma_{\text{pk}} \sim 5 \times 10^{-28}$ cm², $K_{\text{pk}} \sim 0.2$, $\Delta \bar{\varepsilon}_{\text{pk}} \sim 0.2$ GeV.

Figure 2 shows the timescales for models A1, A2, A3, and A4, whose parameters are tabulated in Table 1. For low values of E_p , t_{accel} is the smallest for all the models. At some energy $E_{p,\text{eq}}$, $t_{\text{accel}} = t_{\text{esc}}$ is satisfied. Above the energy, where $t_{\text{esc}} < t_{\text{accel}}$, the acceleration is suppressed by escape. Since t_{diff} is shorter than t_{fall} at $E_{p,\text{eq}}$, we can roughly estimate it by equating t_{diff} and t_{accel} ,

$$\gamma_{p,\text{eq}} \sim \left(\frac{3\zeta v_A}{c} \right)^3 \left(\frac{R}{r_L} \right) \sim 1.4 \times 10^5 \dot{m}_{-2}^{1/2} M_{\text{BH},7}^{1/2} \alpha_{-1}^{1/2} \zeta_{-1}^3 \beta_3^{-2} r_1^{-7/4}. \quad (23)$$

This characteristic energy strongly depends on ζ . The larger \dot{m} or smaller β makes the magnetic fields stronger, so that the $\gamma_{p,\text{eq}}$ is higher. The larger r weakens B , which leads to lower $\gamma_{p,\text{eq}}$. The estimation in Equation (23), where the infall time is neglected, gives 2-3 times larger value than $E_{p,\text{eq}}$ (which can be seen in Figure 2), but the parameter dependence in Equation (23) is correct as long as we choose $\beta \lesssim 5$. We note that $E_{p,\text{eq}}$ does not correspond to the peak energy of the $E_p L_{E_p}$ spectrum (see the next subsection). When diffusive escape suppresses acceleration, the distribution function declines gradually above $E_{p,\text{eq}}$ and asymptotes to $F(p) \propto \exp(-(E_p/E_{p,\text{eq}})^{1/3})$ for $q = 5/3$ (Becker et al. 2006). This allows the protons to have about 10 times larger energy than the estimate in Equation (23). Thus, LLAGN can have the protons up to $E_p \gtrsim 10^{16}$ eV when $\zeta \gtrsim 0.2$.

For all the models, at low energies, pp inelastic collisions dominate over synchrotron and the photomeson production processes. At high energies, the photomeson production is dominant for A1, A3, and A4 (large \dot{m}), whereas the synchrotron cooling is the most efficient for A2 (small \dot{m}). This is simply because the number density of target photons strongly depend on \dot{m} . Other parameters do not strongly affect this qualitative feature of cooling time scales.

3.3. Spectra of non-thermal particles

When we solve Equation (12), we treat the injection term as a delta-function $\dot{F}_{\text{inj}} = F_0 \delta(p - p_{\text{inj}})$, where p_{inj} is

the injection proton momentum and F_0 is the normalization factor of injection. We fix $p_{\text{inj}} = 2m_p c$ because p_{inj} little affects the profile of distribution function as long as we choose $p_{\text{inj}} c \ll E_{p,\text{eq}}$. We assume that the total injection luminosity is proportional to the released luminosity by accretion. As seen in the previous subsection, the proton acceleration is limited by escape, so that the injection luminosity balances with the escape luminosity,

$$\int dV \int dp \frac{4\pi p^2 F(p) E_p}{t_{\text{esc}}} = \eta_{\text{cr}} \dot{M} c^2. \quad (24)$$

We treat η_{cr} as a parameter. This parameter determines the normalization of the non-thermal protons, not affecting the shapes of the spectra. Kimura et al. (2014) shows that the non-thermal particles do not affect the dynamical structure if $\eta_{\text{cr}} \lesssim 0.1$. We use $\eta_{\text{cr}} = 0.01$ as a fiducial value.

We solve Equation (12) until steady solutions are realized by using the Chang-Cooper method (Chang & Cooper 1970). We set the computational region from $E_p = 1.5$ GeV to 10^{10} GeV and divide the grids so that they are uniform in the logarithmic space. The number of the grid points is $N = 500$. We calculate some models with $N = 1000$ and find that the results are unchanged by the number of grids.

Since the peak energy is determined by CR escape for all the models, the profiles of the distribution functions are quite similar to each other. They show a power law $F(p) \propto E_p^{-(1+q)}$ for low E_p . For $E_p > E_{p,\text{eq}}$, they deviate from the power-law and decrease gradually, compared to the exponential cutoff. After obtaining $F(p)$, we estimate the differential luminosity spectra of the escaping protons to be

$$E_p L_{E_p} = \int dV \frac{4\pi p^3 F(p) E_p}{t_{\text{diff}}} = \frac{4\pi^2 c R^3 p^4 F(p)}{t_{\text{diff}}}. \quad (25)$$

We plot $E_p L_{E_p}$ in Figure 3. We tabulate parameter sets in Table 1, fixing the parameters $\alpha = 0.1$, $\beta = 3$, $r = 10$, $\theta_e = 2.0$, $q = 5/3$, and $\eta_{\text{cr}} = 0.01$. For A1, the luminosity reaches $\sim 3 \times 10^{40}$ erg s⁻¹. Since the total luminosity of escaping protons is proportional to the released energy $\dot{M} c^2$, the peak luminosity of escaping protons is almost proportional to \dot{m} and M_{BH} (see A2 and A3 in Figure 3), while it is almost independent of other parameters. All the models have a power law, $E_p L_{E_p} \propto E_p^{5-2q}$, for $E_p < E_{p,\text{eq}}$. For $E_p > E_{p,\text{eq}}$, the spectra deviate from the power law and gradually decrease. This makes a peak at the energy $E_{p,\text{pk}} \sim 30 E_{p,\text{eq}}$. The parameter dependence of $E_{p,\text{pk}}$ is consistent with the estimation by Equation (23).

The neutrino spectrum is estimated to be

$$E_\nu L_{E_\nu} = \left(\frac{1}{2t_{pp}} + \frac{3}{8t_{p\gamma}} \right) 4\pi p^3 E_p F(p), \quad (26)$$

where $E_\nu = 0.05 E_p$ is the neutrino energy. As long as the pp reaction is the dominant process of neutrino production, this treatment becomes invalid for spectra that are harder than $F(p) \propto p^{-2.5} - p^{-2.7}$ (e.g. Kelner et al. 2006). Since we expect hard proton spectra $F(p) \propto p^{-(1+q)}$ with $q = 5/3$, our analytical method to calculate neutrino spectra will not be accurate at low

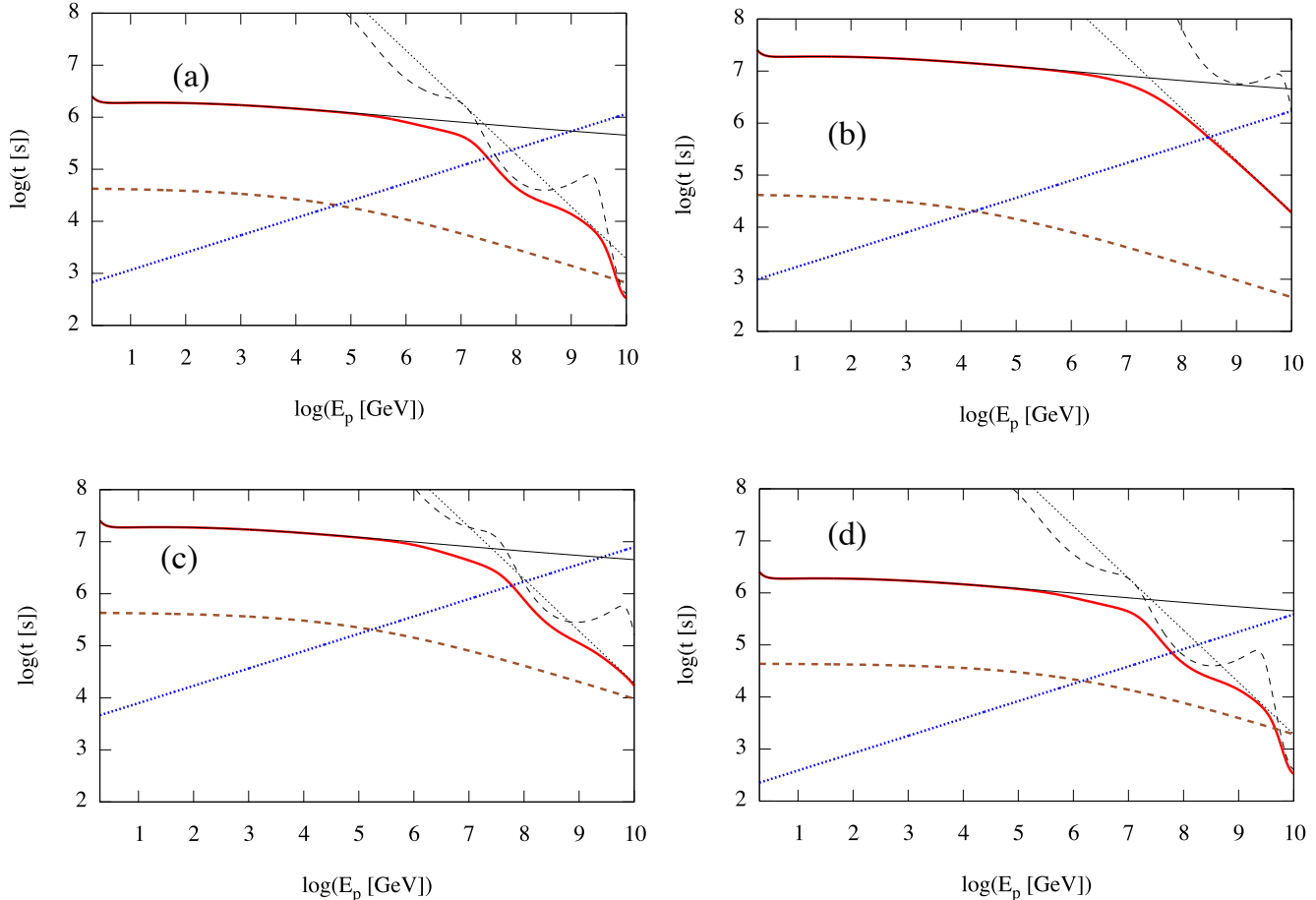


FIG. 2.— Energy dependence of the timescales. We plot the cooling time (thick-red-solid), the escape time (thick-brown-dashed), and the acceleration time (thick-blue-dotted). The thin-solid, thin-dashed, and thin-dotted lines show the t_{pp} , $t_{p\gamma}$, and t_{sync} , respectively. Panels (a), (b), (c), (d) show the cases for models A1 (reference), A2 (small \dot{m}), A3 (large M_{BH}), and A4 (large ζ), respectively.

energies. Thus, we show neutrino spectra only at $E_\nu > 1$ TeV energies.

Figure 4 depicts spectra of neutrinos. The neutrinos are mainly made via the pp collisions for A1, A2, A3, because $t_{pp} < t_{p\gamma}$ for $E_p \lesssim E_{p,\text{pk}}$. The pp cooling rate is almost independent of the proton energy. Thus, neutrino spectra are similar to those of protons unless proton spectra are too hard. The neutrino luminosity at the peak is estimated to be $E_\nu L_{E_\nu}|_{E_{\nu,\text{pk}}} \propto \eta_{\text{cr}} \dot{m}^2 M_{\text{BH}} \alpha^{-1} \beta^{1/2}$, where $E_{\nu,\text{pk}} = 0.05 E_{p,\text{pk}}$ is the peak neutrino energy. We can see this feature in Figure 4 by comparing the dotted lines. On the other hand, both the pp and $p\gamma$ processes are important for A4. The photomeson production is dominant for $E_\nu \gtrsim 10^6$ GeV in A4. This makes another peak in the spectra for A4 because the $p\gamma$ neutrino spectrum reflects the target photon spectrum. For example, in A4, the target photon field has a bump made by the inverse Compton scattering at $E_\gamma \sim 2$ eV, which leads to a peak in the neutrino spectrum at $E_\nu \sim 3 \times 10^6$ GeV.

Since proton acceleration is limited by escape in our models, the total injection luminosity is almost the same as the CR escape luminosity. This allows us to write the

efficiency of pion production as

$$f_\pi \approx t_{\text{esc}} (t_{pp}^{-1} + t_{p\gamma}^{-1}). \quad (27)$$

If $t_{pp} < t_{p\gamma}$ and $t_{\text{diff}} < t_{\text{fall}}$ at $E_{p,\text{eq}}$, we can write the parameter dependence of pion production efficiency at $E_{p,\text{eq}}$ as $f_\pi \propto \dot{m} \alpha^{-1} \beta^{1/2}$. Thus, LLAGN with large \dot{m} can emit neutrinos more efficiently than those with small \dot{m} . On the other hand, we cannot simply write down the parameter dependence of neutrino luminosity for $p\gamma$ dominant cases because it depends on the target photon spectrum. The efficiency of pion production is $f_\pi \sim 0.02$ for A1 (pp dominant) while $f_\pi \sim 0.08$ for A4 ($p\gamma$ dominant). These values mean that most of the high-energy protons escape from RIAFs without losing their energies.

If we consider models that have large θ_e , ζ , and \dot{m} , compared to A1, CR acceleration is limited by the photomeson production because large ζ increases t_{diff} , and large \dot{m} or θ_e decreases $t_{p\gamma}$. In this case, the scaling of the peak energy is different from the one obtained with Equation (23), and proton spectra could change (see, e.g. Stawarz & Petrosian 2008). However, this parameter range looks extreme in our model. Large \dot{m} and θ_e lead to high photon luminosities $\int L_\gamma dE_\gamma \sim L_{\text{Edd}}$, which

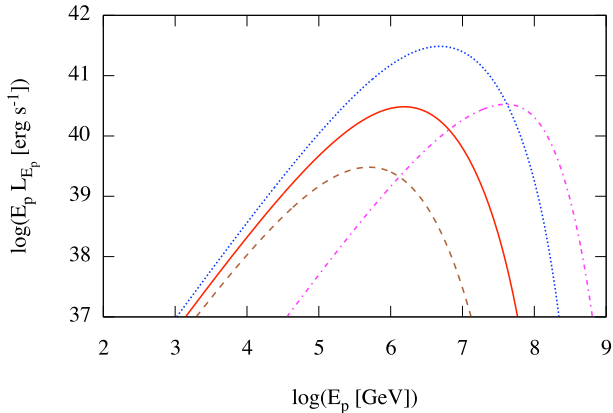


FIG. 3.— Differential luminosity spectra of escaping protons for models A1 (red-solid), A2 (brown-dashed), A3 (blue-dotted), and A4 (magenta-dot-dashed), respectively.

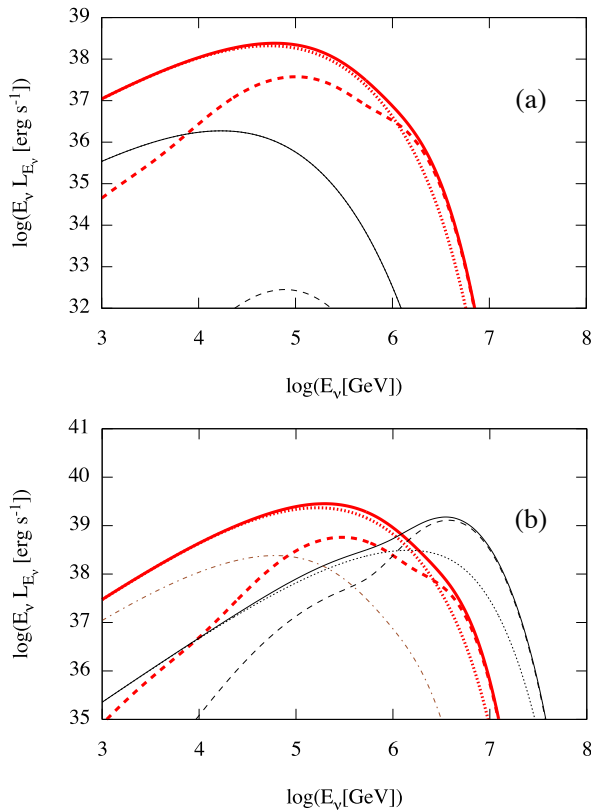


FIG. 4.— Differential luminosity spectra of neutrinos. The solid lines represent the total neutrino spectra. The dotted and dashed lines show the neutrino spectra from pp and $p\gamma$ interactions, respectively. Panel (a) shows the models A1 (red-thick lines) and A2 (black-thin lines). Panel (b) shows the models A3 (red-thick lines) and A4 (black-thin lines). The thin-dot-dashed line (total spectra for A1) is also plotted for comparison in Panel (b).

are inconsistent with the concept of RIAFs. In addition, ζ should be sufficiently less than unity for the validity of the quasi-linear theory. Thus, we can focus on the escape limit cases.

4. DIFFUSE INTENSITIES OF NEUTRINOS AND COSMIC-RAY PROTONS

The diffuse neutrino intensity from extragalactic sources is given by (e.g. Alvarez-Muniz & Mészáros 2004; Murase et al. 2014)

$$\Phi_\nu = \frac{c}{4\pi H_0} \int_0^{z_{\max}} \frac{dz}{\sqrt{\Omega_M(1+z)^3 + \Omega_\Lambda}} \times \int_{L_{\min}}^{L_{\max}} dL_X \phi(L_X, z) \frac{L_{E'_\nu}(L_X)}{E'_\nu}, \quad (28)$$

where $\phi(L_X, z)$ is the luminosity function, $E'_\nu = (1+z)E_\nu$ is the neutrino energy at the rest frame of LLAGN. We assume that LLAGN exist from $z = 0$ to $z = z_{\max}$ and from L_{\min} to L_{\max} .

The luminosity function of H_α from nearby LLAGN is plotted in Ho (2008). Here we assume a broken power law shape,

$$\phi_0(L_{H_\alpha}) = \frac{n_*/L_*}{(L_{H_\alpha}/L_*)^{s_1} + (L_{H_\alpha}/L_*)^{s_2}}. \quad (29)$$

From Figure 8 of Ho (2008), we find $L_* = 10^{38} \text{ erg s}^{-1}$, $n_* \sim 1.3 \times 10^{-2} \text{ Mpc}^{-3}$, $s_1 \sim 1.64$, $s_2 \sim 1$ between $3 \times 10^{37} \text{ erg s}^{-1} < L_{H_\alpha} < 3 \times 10^{41} \text{ erg s}^{-1}$. For LLAGN, L_{H_α} is related to L_X in 2-10 keV as $L_X \sim 5L_{H_\alpha}$ (Ho 2008). Since the redshift evolution is poorly known, we assume no evolution of the luminosity function $\phi(L_X, z) = \phi_0(L_X)$. This is because in the unified picture of AGN, LLAGN correspond to the BL Lac objects whose luminosity function is nearly consistent with no evolution (Ajello et al. 2014).

In our RIAF model, we can obtain photon spectra from the thermal electrons, and thereby calculate L_X for given M_{BH} , θ_e , and \dot{m} , as described in section 2. We assume that LLAGN have the same values of M_{BH} and θ_e , and then we can relate \dot{m} to L_X . Then, we can integrate Equation (28), using the relationship. We adopt $\dot{m}_{\min} = 10^{-4}$ but the detailed value of \dot{m}_{\min} little affects the results. Since $\phi_0(H_\alpha)$ has a cutoff at $L \sim 3 \times 10^{41} \text{ erg s}^{-1}$ (Hao et al. 2005; Ho 2008), we set $L_{\max} \sim 1.5 \times 10^{42} \text{ erg s}^{-1}$. We calculate the diffuse spectra with some values of z_{\max} and confirm that z_{\max} does not affect the results if we use sufficiently large value $z_{\max} \gtrsim 4$. Recent studies show that the number density of M_{BH} is large at $M_{\text{BH}} \sim 10^7 M_\odot$ and monotonically decreases with M_{BH} (e.g. Li et al. 2011). On the other hand, it seems that the average of M_{BH} of nearby LLAGN whose multi-band spectra are observed is $\sim 10^8 M_\odot$ (Eracleous et al. 2010). This suggests that the average mass of SMBHs in LLAGN is not so clear. We calculate two cases for $M_{\text{BH}} = 10^7 M_\odot$ and $M_{\text{BH}} = 10^8 M_\odot$. We fix $q = 5/3$, $\alpha = 0.1$, $\beta = 3$, and $r = 10$, and search suitable θ_e , ζ , and η_{cr} to see if the calculated spectra explain the observed neutrino spectrum.

4.1. Diffuse intensity of neutrinos

In this subsection, we show that our models can fit spectra of PeV neutrinos observed by IceCube (Aartsen et al. 2014a). Recently, IceCube reported neutrino spectra around 10 TeV (Aartsen et al. 2014b). The flux around 10 TeV is larger than that at PeV energies. Although it may be premature to discuss the origin of

TABLE 2
MODEL PARAMETERS FOR DIFFUSE NEUTRINO FLUX

model	$M_{\text{BH}}[M_{\odot}]$	θ_e	ζ	η_{cr}
B1	10^7	2.0	0.18	6×10^{-3}
B2	10^8	3.0	0.13	9×10^{-3}
B3	10^7	1.5	0.06	2.5×10^{-2}
B4	10^8	2.0	0.05	1.5×10^{-2}

this low-energy excess, we show that it is possible for LLAGN to explain this low-energy spectral excess.

The results are plotted in Figure 5, whose parameter sets are tabulated in Table 2. It is possible to fit the diffuse neutrino flux with reasonable parameters. In view of the PeV neutrino observation, protons must be accelerated up to around several tens of PeV energies, and their spectra cannot be extended to higher energies. This is feasible unless ζ is somehow very small. The spectral shape is affected by θ_e and ζ , because these two parameters determine whether the photomeson production is important or not. The injection efficiency η_{cr} just determines the normalization of the diffuse neutrino flux, and we found that $\eta_{\text{cr}} \sim 0.01$ is needed. The spectra for B1 and B2 can fit the data at 100-1000 TeV energies, although we have difficulty in explaining the 10-100 TeV neutrino flux at the same time. They are almost flat for $100 \text{ TeV} \lesssim E_{\nu} \lesssim 1000 \text{ TeV}$ and have a cutoff at $E_{\nu} \sim 1000 \text{ TeV}$. We can also fit the data of 10 TeV neutrinos with smaller values of ζ (B3 and B4). They have a peak at $E_{\nu} \sim 10 \text{ TeV}$ and gradually decrease for $E_{\nu} > 10 \text{ TeV}$. The photomeson production is ineffective in these cases because of the lack of target photons.

The diffuse neutrino flux is dominated by LLAGN with large \dot{m} in our model. The neutrino luminosity is larger as \dot{m} larger, while the number density of LLAGN is smaller as \dot{m} larger. The former is more efficient than the latter for the neutrino luminosity. Thus, faint ones little contribute to the diffuse neutrino flux in all cases. The required injection efficiency $\eta_{\text{cr}} \sim 0.01$ is small, compared to the other AGN models (cf. Alvarez-Muniz & Mészáros 2004; Murase et al. 2014), although 10-100 TeV neutrinos need slightly larger η_{cr} than 100-1000 TeV ones. Even if each LLAGN is much fainter than quasars, the number density of LLAGN is so large that they can significantly contribute the diffuse neutrino flux in principle.

4.2. Diffuse intensity of cosmic-ray protons

In our model, most of the injected protons escape from the accretion flow without depletion due to the low efficiency of pion production $f_{\pi} \lesssim 0.08$. Assuming that the protons travel in the intergalactic medium straightly with the speed of light, we estimate the CR flux as in the neutrino flux. Of course, this does not give us a correct spectrum observed at the Earth. In fact, there are magnetic fields in the intergalactic medium and the host galaxy of LLAGN. They prevent the protons from traveling straightly. This causes the flux of CR protons to decrease. Thus, this estimation gives us the maximum flux of the CR protons from LLAGN. Figure 6 shows the maximum flux of the CR protons for models B1, B2, B3, and B4. This maximum flux of the escaping protons is smaller than observed CR flux for $10^{15.5} \text{ eV} < E_p < 10^{18} \text{ eV}$ for all the models. Note that faint LLAGN mainly contribute at $E_p < 10^{16.5} \text{ eV}$. This is because the es-

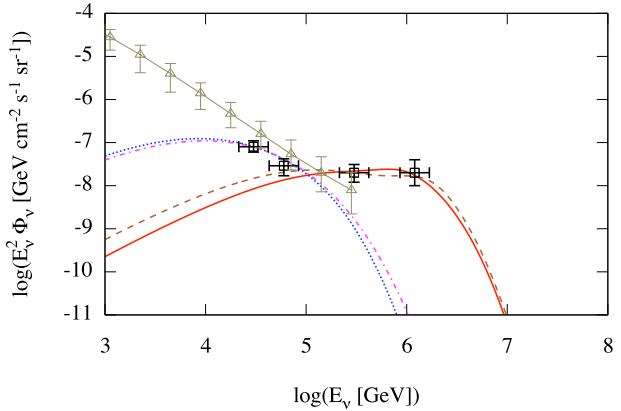


FIG. 5.— The diffuse neutrino intensity (per flavor) from RIAFs in the LLAGN model. The red-solid, brown-dashed, blue-dotted, and magenta-dot-dashed lines show the diffuse neutrino flux for B1, B2, B3, and B4, respectively. The green triangles represent the atmospheric muon neutrino background produced by CRs. The black squares show the observed data of neutrino signals.

caping proton luminosity has weak dependence on \dot{m} , compared to the neutrino luminosity.

In reality, escaping protons would diffuse in host galaxies of LLAGN and interact with gas in the interstellar medium (ISM) inside the galaxies. The pion production efficiency of pp inelastic collisions in the ISM is estimated to be $f_{\pi, \text{gal}} \simeq K_{pp} n_{p, \text{gal}} \sigma_{pp} c t_{\text{trap}} \sim 4 \times 10^{-4} \left(\frac{E_p}{100 \text{ PeV}}\right)^{-0.3}$, where $n_{p, \text{gal}} \sim 1 \text{ cm}^{-3}$ is the mean nucleon density in the host galaxy, $t_{\text{trap}} = h^2/4\kappa$ is the trapping time in the galaxy. We use the scale height $h \sim 1 \text{ kpc}$ and the diffusion coefficient estimated in our galaxy, $\kappa \sim 3 \times 10^{28} (E_p/1 \text{ GeV})^{0.3} \text{ cm}^2 \text{ s}^{-1}$. The escaping protons are expected to be confined at the intergalactic medium (IGM) and interact with the protons or photons there. The efficiency of pion production in IGM is not small, typically $\sim 10^{-2}$ around 100 PeV (Murase et al. 2013), which is likely to be more important. Since most of the escaping protons are emitted from the faint LLAGN, these processes might affect the diffuse neutrino flux.

4.3. Constraints on neutron loading in the jet

Toma & Takahara (2012) proposed a mass loading model to relativistic jets by relativistic neutrons made in the accretion flows. They consider that the relativistic neutrons whose Lorentz factor $\gamma_n \sim 3$ decaying at the polar region of SMBH are able to provide the jets with some amount of mass and energy. They estimated that the relativistic neutrons can inject the energy about $L_{\text{jet}} \lesssim 2 \times 10^{-3} \dot{M} c^2$ and the mass $\dot{M}_{\text{jet}} \lesssim 4 \times 10^{-4} \dot{M}$. This estimate results from the assumption of the total neutron luminosity from the accretion flow $L_n \sim 0.03 \dot{M} c^2$. The total luminosity of injected neutrons is estimated as

$$L_n \sim f_n \eta_{\text{cr}} \dot{M} c^2, \quad (30)$$

where f_n is the neutron generation efficiency. The neutron generation efficiency is the same order of the pion production efficiency, $f_n \sim f_{\pi} \lesssim 0.08$. From the fitting of the diffuse neutrino flux, we obtain $\eta_{\text{cr}} \sim 0.01$. These results restrict $L_n \lesssim 8 \times 10^{-4} \dot{M} c^2$, which is much smaller than their assumption. In addition, resultant spectra

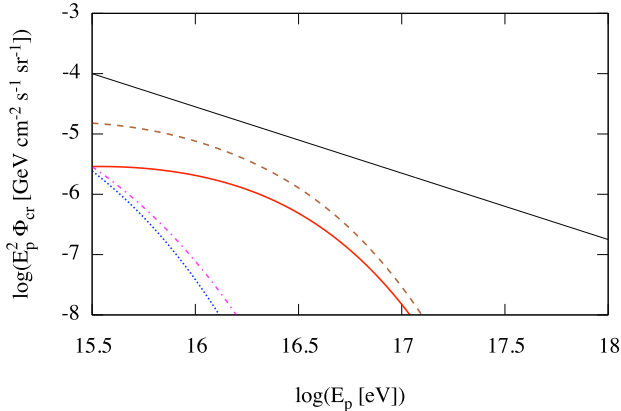


FIG. 6.— The maximum flux of the diffuse CR protons. The thick lines show the CR flux for B1 (red-solid), B2 (brown-dashed), B3 (blue-dotted), and B4 (magenta-dot-dashed). The thin-black-solid line shows the observed CR flux (e.g. Becker 2008).

of relativistic protons that are accelerated via stochastic acceleration are quite hard. This causes the differential luminosity and mass of the neutrons with $\gamma_n \sim 3$ to be much smaller than the above restriction. Therefore, the neutron mass loading model is disfavored when high-energy neutrinos are produced and limited by the observed neutrino data.

If LLAGN cannot accelerate the CR protons up to sufficiently high energy, the neutron injection model is not restricted from the neutrino observation. For example, for the models with $\zeta \leq 0.03$ and $q = 5/3$, LLAGN cannot emit the neutrinos of $E_\nu \gtrsim 30$ TeV. However, it is still not easy to achieve the required value of $f_n \eta_{\text{cr}} \sim 0.03$. One reason is that η_{cr} should be less than 0.1 in order to keep the structure of the RIAFs (Kimura et al. 2014). Another reason is that the nature of collisionless plasma requires that the density should be small and limit $f_n \lesssim 0.3$. Thus, we need an optimized situation for neutron generation in order that the neutron injection model works as a jet mass loading mechanism.

5. DISCUSSION

5.1. Comparison to other AGN models

In this work, we considered one of the AGN core models, in which CR acceleration and neutrino production occur in the vicinity of the SMBH. Contrary to this work, in the previous literature, CR acceleration around the standard thin disk is assumed. However, since the disk plasma is typically collisional, faster dissipation is needed. The shock in accretion flows (e.g., Protheroe & Kazanas 1983; Stecker et al. 1991) or between blobs (Alvarez-Muniz & Mészáros 2004), and electric field acceleration (Kalashev et al. 2014) have been speculated as underlying acceleration mechanisms. The acceleration mechanism at such inner regions is very uncertain. For the efficient shock acceleration mechanism to work, $\tau_T \lesssim 1$ is required to have collisionless shocks unmediated by radiation (e.g., Murase & Ioka 2013), but the condition depends on the radius and accretion rate. It is highly uncertain if electric field acceleration occurs since the gap formation may be prohibited by a copious plasma supplied from the disk to the SMBH. In any case, if one allows acceleration of CRs in the vicinity

of the disk, they should interact with ultraviolet photons supplied by multi-color blackbody emission from the standard disk (Shakura & Sunyaev 1973). Then, using the disk temperature around the innermost stable orbit T_{max} , the typical neutrino energy is estimated to be

$$E_\nu \approx 0.05 \frac{0.5 m_p c^2 \bar{\epsilon}_{\text{pk}}}{k_B T_{\text{max}}} \sim 400 \text{ TeV} \left(\frac{k_B T_{\text{max}}}{20 \text{ eV}} \right)^{-1}. \quad (31)$$

Hence, for an averaged accretion disk spectrum observed in quasars, a suppression around sub-PeV energies is expected (Dermer et al. 2014). In principle, it is possible to have lower-energy neutrinos by assuming high-temperature disks ad hoc. However, in this model, all the relevant parameters (the CR normalization, spectral index, maximum energy and disk temperature) are essentially free parameters. Also, since gamma rays should not escape because of high $\gamma\gamma$ optical depths (see the next subsection), this model should be regraded as *hidden neutrino source models*. Note that the neutrino luminosity will be higher for AGN with higher disk luminosities. Then, the well-observed X-ray luminosity function (Ueda et al. 2003) suggests that neutrino emission is dominated by AGN with $L_X \gtrsim 10^{44} \text{ erg s}^{-1}$ (Murase et al. 2014).

In the vicinity of the standard disk, $p\gamma$ interactions are usually the most important process (e.g., Szabo & Protheroe 1994; Alvarez-Muniz & Mészáros 2004). Also, the heavy jet has a problem in its energetics (Atoyan & Dermer 2003; Murase et al. 2014). On the other hand, there are some discussions on pp scenarios in radio galaxies (Becker Tjus et al. 2014), assuming the existence of dense knots with $N_H \sim 10^{24} \text{ cm}^{-2}$. If CRs are supplied by jets, the efficient neutrino production would significantly be diluted by their volume filling factor. Also, note that steep spectra $s_\nu \gtrsim 2.2$ are already ruled out by the multi-messenger data (Murase et al. 2013). In principle, this can be avoided by requiring that GeV-TeV gamma rays are attenuated, where this model should be regarded as one of the hidden neutrino source models that are difficult to test.

The most popular possibility is neutrino production in inner jets (e.g., Mannheim 1995; Atoyan & Dermer 2001; Mücke & Protheroe 2001). If one adopts the simple one-zone model, most important contributions come from quasar-hosted blazars, and external radiation fields are the most important (Murase et al. 2014; Dermer et al. 2014). Whereas it is possible to explain ultra-high-energy CRs with heavy nuclei, a power-law CR spectrum is inconsistent with the absence of $\gg 2$ PeV neutrinos. To explain the IceCube data around PeV energies, the maximum energy of CRs has to be lower than ultra-high energies and another component is needed at low energies. On the other hand, Tavecchio et al. (2014) showed that, if a two-component model is invoked, BL Lac objects can be efficient emitters of PeV neutrinos without contradicting the observations of CRs. This is because the relative velocity between the spine and sheath allows us to have suitable target photon energies. However, it is not clear how BL Lacs can make a dominant contribution to the diffuse neutrino efficiency, compared to that from quasar-hosted blazars.

Among large scale jets, jets of Fanaroff-Riley II galaxies produce a non-relativistic cocoon shock and hot spot,

and the latter is often bright at radio bands. The intergalactic density is usually too small to expect many neutrinos. However, since most AGN are expected to be located in galaxy clusters and groups, their contributions may be relevant (e.g., Murase et al. 2008; Kotera et al. 2009). This possibility can be regarded as one of the *pp* scenarios, which has been constrained by multi-messenger data (Murase et al. 2013).

5.2. Gamma rays from RIAFs

If neutrinos are produced by pion decay, gamma rays are also inevitably produced. The generated spectrum and luminosity of these gamma rays are similar to those of the neutrinos. However, high-energy gamma rays are absorbed by soft photons through $\gamma + \gamma \rightarrow e^+ + e^-$, so that the observed spectra of the gamma rays can be different from those of the neutrinos. In our model, internal absorption inside sources is relevant, and electromagnetic cascades are initiated. The emergent spectra are expected to have a break at the energy where the optical depth of pair production $\tau_{\gamma\gamma} = 1$. We estimate the optical depth by

$$\tau_{\gamma\gamma}(E_\gamma) \sim 0.2\sigma_T RN_\gamma(\epsilon_t)\epsilon_t, \quad (32)$$

where $\epsilon_t \simeq (m_e c^2)^2/E_\gamma$ is the energy of the soft photons (e.g. Coppi & Blandford 1990). In our model, bright LLAGN, such as the A3 model, have the cutoff energy $E_{\gamma,\text{cut}} \sim 11$ GeV, while faint ones, such as the A2 model, have $E_{\gamma,\text{cut}} \sim 15$ TeV. This means that bright LLAGN emit only multi-GeV photons and cannot emit TeV photons. In this subsection, although we defer detailed studies of cascade emission, we here give the order-of-magnitude estimate on expected gamma-ray signatures, which may serve as tests of the LLAGN model.

Recent observations by *Fermi* show that the diffuse isotropic γ -ray background (IGB) intensity is $\sim 5 \times 10^{-7}$ GeV cm $^{-2}$ s $^{-1}$ sr $^{-1}$ at $E_\gamma \sim 1$ GeV, and $\sim 7 \times 10^{-8}$ GeV cm $^{-2}$ s $^{-1}$ sr $^{-1}$ at $E_\gamma \sim 100$ GeV (Ackermann et al. 2014). This sets model-independent strong bounds on *pp* scenarios (Murase et al. 2013), and spectral indices should be harder than $s_\nu \sim 2.2$. The LLAGN model can avoid these constraints due to two reasons. First, the neutrino spectrum is harder than $s_\nu \sim 2.0$ since stochastic acceleration or magnetic reconnection mechanisms predict hard spectra compared to the diffusive shock acceleration mechanism, so that direct gamma rays do not contribute to the IGB. Second, GeV-TeV gamma rays may not escape, and LLAGN can be regarded as hidden neutrino sources. In reality, the situation depends on \dot{m} , and GeV-TeV gamma rays can be produced via cascades. The maximum GeV-TeV flux can be estimated by assuming that all gamma rays escape and get cascaded in intergalactic space. Even in this case, noting that the gamma-ray flux is comparable to the neutrino flux, the estimated IGB flux is expected to be $\lesssim 10^{-7}$ GeV cm $^{-2}$ s $^{-1}$ sr $^{-1}$ for B3 and B4, and $\lesssim 3 \times 10^{-8}$ GeV cm $^{-2}$ s $^{-1}$ sr $^{-1}$ for B1 and B2. However, in RIAFs, pairs produced via $\gamma + \gamma \rightarrow e^+ + e^-$ would lose mainly via synchrotron emission rather than inverse-Compton emission, so the IGRB at sub-TeV energies is expected to be sufficiently lower than the observed intensity. More accurate calculation and examine the contribution to the IGRB remains as a future work.

How to test the LLAGN model presented here? Unfortunately, the averaged neutrino luminosity per source is too dim to detect individual sources. Gamma-ray detections are also difficult although we expect that faint LLAGN can emit TeV photons. One of the examples of LLAGN with RIAFs is Sgr A* at the Galactic Center. According to Yuan et al. (2003), thermal electrons at the inner part of RIAFs have the temperature $\theta_e \sim 8$, and emit the radio band photons of $L_\gamma \sim 10^{36}$ erg s $^{-1}$ at $E_\gamma \sim 4 \times 10^{-3}$ eV. We calculate the inner part of the accretion flow of Sgr A*, whose parameters are $M_{\text{BH}} = 4 \times 10^6$, $\dot{m} = 6 \times 10^{-6} M_\odot$, $\theta_e = 8.0$, and the others are the same with the reference model A1. Then, we find that protons are accelerated up to 20 TeV. The differential proton luminosity in this model is $E_p L_{E_p} \sim 7 \times 10^{36}$ erg s $^{-1}$ at $E_p \sim 20$ TeV and $E_p L_{E_p} \sim 7 \times 10^{32}$ erg s $^{-1}$ at $E_p \sim 10$ GeV. These escaping protons are expected to emit GeV - TeV gamma rays via *pp* reaction with surrounding materials, but this luminosity seems too small to explain the observed GeV - TeV gamma ray fluxes (Liu et al. 2006; Chernyakova et al. 2011). These protons do not contribute to the observed flux of CR protons either. The neutrino flux from Sgr A* in this model is $E_\nu F_{E_\nu} \sim 3 \times 10^{-15}$ erg cm $^{-2}$ s $^{-1}$ with peak energy $E_\nu \sim 0.8$ TeV, which is too faint to be observed. This accretion flow is so faint that gamma rays from neutral pion decay can escape from the flow directly. The gamma ray flux is the same order of magnitude with that of neutrinos with peak energy $E_\gamma \sim 1.6$ TeV, which is much smaller than the gamma ray flux at the Galactic Center observed by High Energy Stereoscopic System (HESS) (Aharonian et al. 2009a). Thus, this model does not contradict the observation of the Galactic Center and CR experiments.

Possibly, relatively brighter LLAGN might be able to be observed at GeV gamma rays. The cores of Cen A and M87 are candidates, and both GeV and TeV gamma rays are detected (Abdo et al. 2009; Aharonian et al. 2006, 2009b; Sahakyan et al. 2013). For Cen A, the GeV gamma-ray spectrum cannot be smoothly connected to the TeV spectrum, and a break around 3 GeV has been suggested. This could indicate the existence of two components. Whereas some contributions could come from RIAFs, emission from jets are prominent (Takami 2010), and it would not be easy to identify the RIAF component in observed spectra. It would be better to look for radio-quiet AGN with RIAFs, which do not have strong jets. The relatively bright LLAGN, such as NGC 3031 (M81) and NGC 4579 (M58), have $L_X \sim 2 \times 10^{40}$ erg s $^{-1}$ with $M_{\text{BH}} \sim 6 \times 10^7 M_\odot$ (Eracleous et al. 2010). This luminosity can be obtained by our model with reference parameters except $M_{\text{BH}} = 6.3 \times 10^7 M_\odot$. The peak neutrino luminosity in this model is $E_\nu L_{E_\nu} \sim 2 \times 10^{39}$ erg s $^{-1}$, which is too dim to detect. The pair-production cutoff energy is $E_{\gamma,\text{cut}} \sim 12$ GeV, so that multi-GeV gamma rays are expected to escape. The estimated gamma ray flux is $\sim 1 \times 10^{-12}$ erg cm $^{-2}$ s $^{-1}$ for M81 and $\sim 5 \times 10^{-14}$ erg cm $^{-2}$ s $^{-1}$ for M58, assuming the distances $d \sim 3.6$ Mpc for M81 and $d \sim 17$ Mpc for M58, respectively (Eracleous et al. 2010). Thus, M81 could be detectable by *Fermi* or Cherenkov telescopes with low thresholds such as Major Atmospheric Gamma-ray Imaging Cherenkov Telescope (MAGIC) and Cherenkov Tele-

scope Array (CTA). Multimessenger studies are relevant to test the model and more precise calculations of photon spectra will be presented as future work.

6. SUMMARY

We studied particle acceleration and associated neutrino emission from RIAFs of LLAGN. Various acceleration mechanisms have been suggested. In this work, for demonstration, we consider stochastic acceleration, for which we can calculate spectra of escaping particles by solving the Fokker-Planck equation. We modeled target photon fields in RIAFs by calculating inverse-Compton emission, based on the one-zone approximation. Then we compared acceleration, escape, and cooling time scales, and found that in LLAGN, proton acceleration is typically suppressed by diffusive escape rather than cooling processes. We also found that LLAGN can have the protons up to more than 10 PeV for reasonable ranges of \dot{m} , M_{BH} , ζ and q . Then, the pp or $p\gamma$ production may lead to PeV neutrinos. Note that production of ultra-high-energy CRs is not expected in this model. The CR acceleration efficiency is highly uncertain, so we treated it as a free parameter assuming that the luminosity of escaping CRs is equal to $\eta_{\text{cr}}\dot{M}c^2$, including both diffusive and advection escape. Then, the luminosity of CRs escape via diffusion is estimated to be around 3×10^{40} erg s^{-1} in our reference model. We calculate associated neutrino emission, and found that high-energy neutrino production occurs mainly via pp interactions, and the meson production efficiency is typically the order of 1%. The neutrino spectrum is hard since CRs are assumed to be accelerated via the stochastic acceleration mechanism.

We also calculated the diffuse neutrino intensity by using the H_α luminosity function of LLAGN and assuming no redshift evolution. Interestingly, we found that the observed IceCube data can be fitted for reasonable parameters if $\sim 1\%$ of the accretion luminosity is carried by CRs. This fraction guarantees our assumption that the CRs do not affect the dynamical structure of RIAFs (Kimura et al. 2014). The number density of LLAGN is the order of $\sim 10^{-3} - 10^{-2}$ Mpc^{-3} , which is much larger than those of radio-loud AGN including blazars. Since the spectrum is hard, this result does not contradict the diffuse gamma-ray bound (Murase et al. 2013) and observed CR flux.

Whereas RIAFs of LLAGN can provide interesting targets of high-energy neutrino and gamma-ray observations, unfortunately, there are many uncertainties in the model. First, parameters related to acceleration are uncertain, although values we adopt are often used in the different literature such as gamma-ray bursts. However, although we considered stochastic acceleration, one should keep in mind that our neutrino flux calculations can be applied to different possibilities such as acceleration via magnetic reconnections. For more reliable pre-

dictions, we need better knowledge on the distribution of non-thermal particles, which could be achieved by future particle-in-cell simulations. Second, the luminosity function of LLAGN is quite uncertain due to their faintness. Obviously, to estimate the diffuse neutrino intensity, more observational data on the shape of the luminosity function in the faint end and their redshift evolution are needed, as well as the mass function of SMBHs hosted by LLAGN. In addition, contributions from RIAFs with the critical mass accretion rate, at which RIAFs change to the standard disk, may also be relevant. This implies the importance of understanding the physical relationship between LLAGN and Seyferts.

One of the potentially interesting points of the LLAGN model is that one could explain the latest IceCube data around 10 TeV. The latest data suggest steeper indices of $s_\nu \sim 2.3 - 2.5$, which seems challenging for many models. Galactic sources may be responsible for $\lesssim 100$ TeV neutrinos, but it is premature to discuss such a two-component scenario due to the lack of compelling anisotropy. It could be explained by an exponential cutoff or spectral break of starburst galaxies, but hard indices of $s_\nu \sim 2$ are needed. Alternatively, hidden neutrino sources can provide viable possibilities. Such a speculation includes not only the AGN core models including the LLAGN model but also orphan neutrino production in low-power gamma-ray burst jets (Murase & Ioka 2013).

As a final remark, we stress that the neutrino observations may be powerful for proving physics of accretion disks and jets. In this work, we calculated the neutron generation rate in RIAF (see also Kimura et al. 2014), and argue that an optimized parameter values are required for RIAFs to have as large neutron generation rate as suggested by Toma & Takahara (2012). As long as CR spectral indices are hard as expected in stochastic acceleration or magnetic reconnection, the model of jet mass loading mediated by neutrons is strongly restricted by neutrino observations unless ζ is very small.

We thank Katsuaki Asano, Jun Kakuwa, Matt Kistler, Fumio Takahara, and Shuta Tanaka for fruitful discussion. S.S.K. thanks Yutaka Fujita, Kentaro Nagamine, and Hideyuki Tagoshi for continuous encouragement. K. M. thanks Rashid Sunyaev for discussion about the disk photon field. This work is partly supported by Grant-in-Aid for JSPS Fellowships No. 251784 (S.S.K.). This work is supported by NASA through Hubble Fellowship Grant No. 51310.01 awarded by the STScI, which is operated by the Association of Universities for Research in Astronomy, Inc., for NASA, under Contract No. NAS 5-26555 (K.M.) The result of this work was presented by K. M. at the JSI workshop in November 2014.

APPENDIX

CALCULATION METHOD FOR THE SPECTRUM FROM THERMAL ELECTRONS

Synchrotron and Bremsstrahlung

We use a fitting formula for the synchrotron and bremsstrahlung (Narayan & Yi 1995). Here, we use the cgs units. The cooling rates by bremsstrahlung of electron-electron q_{ei} and ion-electron q_{ee} are represented as follows,

$$q_{ei} = 1.48 \times 10^{-22} n_e^2 F_{ei}(\theta_e), \quad (\text{A1})$$

$$q_{ee} = \begin{cases} 2.56 \times 10^{-22} n_e^2 \theta_e^{3/2} \left(1 + 1.1\theta_e + \theta_e^2 - 1.25\theta_e^{5/2}\right) & (\theta_e < 1) \\ 3.40 \times 10^{-22} n_e^2 \theta_e [\ln(1.123\theta_e + 1.28)] & (\theta_e > 1) \end{cases}, \quad (\text{A2})$$

where we use

$$F_{ei} = \begin{cases} 4 \left(\frac{2\theta_e}{\pi}\right)^{0.5} (1 + 1.781\theta_e^{1.34}) & (\theta_e < 1) \\ \frac{9\theta_e}{2\pi} [\ln(1.123\theta_e + 0.48) + 1.5] & (\theta_e > 1) \end{cases}. \quad (\text{A3})$$

The emissivity of bremsstrahlung is related to the cooling rates as

$$q_{ei} + q_{ee} = \int_0^\infty d\nu j_{\nu, \text{br}}. \quad (\text{A4})$$

Approximating $j_{\nu, \text{br}} = j_0 \exp(-h\nu/(k_B T_e))$, where j_0 does not depend on ν , we can write

$$j_{\nu, \text{br}} = q_{\text{br}} \frac{h}{k_B T_e} \exp\left(-\frac{h\nu}{k_B T_e}\right) \quad (\text{A5})$$

where $q_{\text{br}} = q_{ei} + q_{ee}$ is the cooling rate per unit volume. We assume the gaunt factor is unity.

The synchrotron emissivity is

$$j_{\nu, \text{sy}} = \frac{4\pi e^2 n_e \nu}{\sqrt{3} c K_2(1/\theta_e)} I' \left(\frac{4\pi m_e c \nu}{3eB\theta_e^2} \right), \quad (\text{A6})$$

where

$$I'(x) = \frac{4.0505}{x^{1/6}} \left(1 + \frac{0.4}{x^{1/4}} + \frac{0.5316}{x^{1/2}} \right) \exp(-1.8899x^{1/3}). \quad (\text{A7})$$

Radiative transfer

We define the optical depth for absorption as

$$\tau_\nu \equiv \frac{\sqrt{\pi}}{2} \kappa_\nu H \sim \frac{\sqrt{\pi}}{2} \kappa_\nu R, \quad (\text{A8})$$

where

$$\kappa_\nu = \frac{j_{\nu, \text{br}} + j_{\nu, \text{sy}}}{4\pi B_\nu} \quad (\text{A9})$$

is the absorption coefficient and B_ν is the Planck function. The photon energy flux from a RIAF is represented as (Mamato et al. 1997)

$$F_\nu = \frac{2\pi}{\sqrt{3}} B_\nu \left[1 - \exp(-2\sqrt{3}\tau_\nu) \right], \quad (\text{A10})$$

where we use Eddington approximation (Rybicki & Lightman 1979) when estimating the vertical energy flux. The luminosity by the synchrotron and bremsstrahlung is estimated as

$$L_{\nu, 0} = 2\pi R^2 F_\nu. \quad (\text{A11})$$

Inverse Compton scattering

We calculate the spectrum of the inverse Compton scattering. Seed photons are the photon field by bremsstrahlung and synchrotron. Assuming homogeneous and isotropic distribution, the photon occupation number evolves by (cf. Coppi & Blandford 1990),

$$\begin{aligned} \frac{dN_\gamma(\epsilon)}{dt} \Delta\epsilon = & -N_\gamma(\epsilon) \Delta\epsilon \int d\gamma N_e(\gamma) R_c(\epsilon, \gamma) \\ & + \int d\gamma \int d\epsilon' N_e(\gamma) N_\gamma(\epsilon') R_c(\epsilon', \gamma) P_c(\epsilon; \epsilon', \gamma) + \dot{N}_{\gamma, 0} \Delta\epsilon - \dot{N}_{\gamma, \text{esc}} \Delta\epsilon, \end{aligned} \quad (\text{A12})$$

where $\epsilon = h\nu/(m_e c^2)$, $N_\gamma(\epsilon)$ is the differential number density of photon, $R_c(\epsilon, \gamma)[\text{cm}^3 \text{s}^{-1}]$ is the reaction rate of the electrons of Lorentz factor γ and the photons of energy ϵ , and $P_c(\epsilon; \epsilon', \gamma)$ is the probability that the reactions by the photons of energy ϵ' and electrons of energy γ create the photons of energy ϵ . We add the injection rate of seed photons $\dot{N}_{\gamma, 0}$ and escape rate of photons $\dot{N}_{\gamma, \text{esc}} = N_\gamma(\epsilon)/(R/c)$. We calculate the steady state solution of this equation. Since optical depth of the flow is less than unity, we neglect the first term of right-hand side of Equation (A12). The

differential number density can be expanded by the number of Compton scattering as $N_\gamma(\epsilon) = N_{\gamma,0} + N_{\gamma,1} + \dots$, where $N_{\gamma,0}$ is determined by the balance of the escape and the injection

$$N_{\gamma,0}/(R/c) = \dot{N}_{\gamma,0} = L_{\epsilon,0}/(\pi R^3 h\nu), \quad (\text{A13})$$

where $L_{\epsilon,0} = (m_e c^2/h)L_{\nu,0}$. We obtain the $N_{\gamma,i}$ by solving the following equation,

$$\frac{N_{\gamma,i}(\epsilon)}{R/c} \Delta\epsilon = \int d\gamma \int d\epsilon' N_\epsilon(\gamma) N_{\gamma,i-1}(\epsilon') R_c(\epsilon', \gamma) P_c(\epsilon; \epsilon', \gamma). \quad (\text{A14})$$

We use the fitting formula for R_c (Coppi & Blandford 1990)

$$R(\epsilon, \gamma) = \frac{3c\sigma_T}{8\gamma\epsilon} \left[\left(1 - \frac{2}{\gamma\epsilon} - \frac{2}{\gamma^2\epsilon^2} \right) \ln(1 + 2\gamma\epsilon) + \frac{1}{2} + \frac{4}{\gamma\epsilon} - \frac{1}{2(1 + 2\gamma\epsilon)^2} \right]. \quad (\text{A15})$$

From the energy conservation, the reaction with $4\gamma^2\epsilon/3 > \gamma + \epsilon$ does not occur. In this case, we take $R(\epsilon, \gamma) = 0$. We use delta function approximation for P_c ,

$$N_\gamma(\epsilon') P_c(\epsilon; \epsilon', \gamma) = N_\gamma(\epsilon') \Delta\epsilon' \delta\left(\epsilon - \frac{4}{3}\gamma^2\epsilon'\right). \quad (\text{A16})$$

From the treatment described above, we obtain

$$N_{\gamma,i}(\epsilon) = \frac{R}{c} \int d\gamma \frac{3}{4\gamma^2} N_\epsilon(\gamma) N_{\gamma,i-1}\left(\frac{3\epsilon}{4\gamma^2}\right) R_c\left(\frac{3\epsilon}{4\gamma^2}, \gamma\right). \quad (\text{A17})$$

We calculate $N_{\gamma,i}(\epsilon)$ until the number density of the i times scattered photons is much less than that of the bremsstrahlung in all the range in which we are interested.

REFERENCES

- Aartsen, M. G., Abassi, R., Abdou, Y. et al. 2013, *PhRvL*, 111, 021103
Aartsen, M. G., Abassi, R., Abdou, Y. et al. 2013, *Science*, 342, 1242856
Aartsen, M. G., Ackermann, M., Adams, J., et al. 2014, *PhRvL*, 113, 101101
Aartsen, M. G., Ackermann, M., Adams, J., et al. 2014, arXiv, 1410.1749
Abdo, A. A., Ackermann, M., Ajello, M., et al. 2009, *ApJS*, 183, 46
Abdo, A. A., Ackermann, M., Ajello, M., et al. 2010, *PhRvL*, 104, 101101
Abramowicz, M. A., Czerny, B., Lasota, J. P., & Szuszkiewicz, E. 1988, *ApJ*, 332, 646
Ackermann, M., Ajello, M., Albert, A., et al. 2014, arXiv, 1410.3696
Aharonian, F., Akhperjanian, A. G., Bazer-Bachi, A. R., et al. 2006, *Phys. Rev. Lett.*, 97, 221102
Aharonian, F., Akhperjanian, A. G., Anton, G., et al. 2009, *A&A*, 503, 817
Aharonian, F., Akhperjanian, A. G., Anton, G., et al. (H.E.S.S. Collaboration) 2009, *ApJL*, 695, L40
Aharonian, F., & Neronov, A. 2005, *ApJ*, 619, 306
Ahlers, M., & Murase, K. 2014, *Phys. Rev. D*, 90, 023010
Ajello, M., Romani, R. W., Gasparrini, D., et al. 2014, *ApJ*, 780, 73
Alvarez-Muniz, J. & Mészáros, P. 2004, *PhRvD* 70, 123001
Anchordoqui, L. A., Goldberg, H., Halzen, F., & Weiler, T. J. 2004, *Physics Letters B*, 600, 202
Atoyan, A., & Dermer, C. D. 2001, *Phys. Rev. Lett.*, 87, 221102
Atoyan, A. M., & Dermer, C. D. 2003, *ApJ*, 586, 79
Balbus, S. A., & Hawley, J. F. 1991, *ApJ*, 376, 214
Becker, P. A., Le, T., & Dermer, C. D. 2006, *ApJ*, 647, 539
Becker, J. K. 2008, *PhR*, 458, 173
Becker, P. A., Das, S., & Le, T. 2008, *ApJ*, 677, L93
Becker, P. A., Das, S., & Le, T. 2011, *ApJ*, 743, 47
Becker Tjus, J., Eichmann, B., Halzen, F., Kheirandish, A., & Saba, S. M. 2014, *Phys. Rev. D*, 89, 123005
Begelman, M. C., Rudak, B., & Sikora, M. 1990, *ApJ*, 362, 38
Bisnovatyi-Kogan, G. S., & Ruzmaikin, A. A. 1974, *Ap&SS*, 28, 45
Chernyakova, M., Malyshev, D., Aharonian, F. A., Crocker, R. M., & Jones, D. I. 2011, *ApJ*, 726, 60
Chang, J. S. & Cooper, G. 1970, *J. Comp. Phys.*, 6, 1
Coppi, P. S., & Blandford, R. D. 1990, *MNRAS*, 245, 453
Dermer, C. D., Miller, J. A., & Li, H. 1996, *ApJ* 456, 106
Dermer, C. D., Murase, K., & Inoue, Y. 2014, arXiv, 1406.2633
Eracleous, M., Hwang, J. A., & Flohic H. M. L. G. 2010, *ApJS*, 187, 135
Goldreich, P., & Sridhar, S. 1995, *ApJ*, 438, 763
Gupta, N., & Zhang, B. 2007, *Astroparticle Physics*, 27, 386
Hao, L., Strauss, M. A., Fan, X. et al. 2005, *AJ*, 129, 1795
Ho, L. C. 2008, *ARA&A*, 46, 475
Howes, G. G. 2010, *MNRAS*, 409, L104L108
Hoshino, M. 2013, *ApJ*, 773, 118
Jiang, Y. F., Stone, J. M., & Davis, S. W. 2013, *ApJ*, 778, 65
Kazanas, D., & Ellison, D. C. 1986, *ApJ*, 304, 178
Kalashev, O., Semikoz, D., & Tkachev, I., 2014, arXiv, 1410.8124
Kashiyama, K., & Mészáros, P. 2014, *ApJ*, 790, LL14
Kelner, S. R., Aharonian, F. A., & Bugayov, V. V. 2006, *Phys. Rev. D*, 74, 033018
Kimura, S. S., Toma, K., & Takahara, F. 2014, *ApJ*, 791, 100
Kotera, K., Allard, D., Murase, K., et al. 2009, *ApJ*, 707, 370
Kusunose, M., & Takahara, F. 2012, *ApJ*, 748, 34
Laha, R., Beacom, J. F., Dasgupta, B., Horiuchi, S. & Murase, K. 2013, *PhRvD* 88, 043009
Levinson, A. 2000, *Phys. Rev. Lett.*, 85, 912
Li, Y. R., Ho, L. C., & Wang, J. M. 2011, 742, 33
Liu, S., Melia, F., Petrosian, V., & Fatuzzo, M. 2006, *ApJ*, 647, 1099
Loeb, A., & Waxman, E. 2006, *JCAP*, 5, 003
Lynn, J. W., Quataert, E., Chandran, B. D. G., & Parrish, I. J. 2014, *ApJ*, 791, 71
Mahadevan R., Narayan R., & Krolik J., 1997, *ApJ*, 486, 268
Mahadevan, R., & Quataert, E. 1997, *ApJ*, 490, 605
Mannheim, K. 1995, *APH*, 3, 295
Manmoto, T., Mineshige, S., & Kusunose M. 1997, *ApJ*, 489, 791
Murase, K., Ahlers, M., & Lacki, B. C. 2013, *PhRvD* 88, 121301
Murase, K., Inoue, Y., & Dermer, C. D. 2014, *PhRvD*, 90, 023007
Murase, K., Inoue, S., & Nagataki, S. 2008, *ApJ*, 689, L105
Murase, K., Inoue, S., & Asano, K. 2009, *International Journal of Modern Physics D*, 18, 1609
Murase, K., & Ioka, K. 2013, *PhRvL*, 111, 121102
Murase, K., Ioka, K., Nagataki, S., & Nakamura, T. 2006, *ApJ*, 651, L5

- Mücke, A., & Protheroe, R. J. 2001, *Astroparticle Physics*, 15, 121
- Narayan, R., & Yi, I. 1994, *ApJ*, 428, L13
- Narayan, R., & Yi, I. 1995, *ApJ*, 452, 710
- Narayan R., Kato S., & Honma F., 1997 *ApJ*, 476, 49
- Nemmen R. S., Storchi-Bergmann T., Yuan F., Eracleous M., Terashima Y., & Wilson A. S., 2006, *ApJ*, 643, 652
- Nemmen, R. S., Storchi-Bergmann, T. & Eracleous, M. 2014, *MNRAS*, 438, 2804
- Niedźwiecki, A., Xie, F.-G., & Stepnik, A. 2013, *MNRAS*, 432, 1576
- Niedźwiecki, A., Xie, F.-G., & Stepnik, A. 2014, *MNRAS* 443, 1733
- Poutanen, J., & Coppi, P. S. 1998, *Phys. Scr.*, T77, 57
- Pringle J.E., 1981, *ARA&A*, 19, 137
- Protheroe, R. J., & Kazanas, D. 1983, *ApJ*, 265, 620
- Protheroe, R. J., & Szabo, A. P. 1992, *Phys. Rev. Lett.*, 69, 2885
- Quataert, E., & Gruzinov, A. 1999, *ApJ*, 520, 248
- Riquelme, M. A., Quataert, E., Sharma, P., & Spitkovsky, A. 2012, *ApJ*, 755, 50
- Romero, G. E., Vieyro1, F. L., & Vila, G. S., 2010, *A&A*, 519, A109
- Rybicki, G. B., & Lightman, A. P. 1979, *Radiative Processes in Astrophysics* (New York : Wiley)
- Sahakyan, N., Yang, R., Aharonian, F. A., & Rieger, F. M. 2013, *ApJL*, 770,L6
- Sano, T., Inutsuka, S., Turner, N. J., & Stone, J. M. 2004, *ApJ*, 605, 321
- Shakura, N. I., & Sunyaev, R. A. 1973, *A&A*, 24, 337
- Sharma, P., Quataert, E., Hmnett, G. W., & Stone, J. M. 2007, *ApJ*, 667, 714
- Spitzer, L. 1962. *Physics of Fully Ionized Gases*, pp. 120154. Interscience, New York.
- Stawarz, L., & Petrosian, V. 2008, *ApJ*, 681, 1725
- Stecker, F. W. 1968, *PhRvL*, 21, 1016
- Stecker, F. W. 2005, *Phys. Rev. D*, 72, 107301
- Stecker, F. W. 2013, *PhRvD*, 88, 047301
- Stecker, F. W., Done, C., Salamon, M. H., & Sommers, P. 1991, *PhRvL*, 66, 2697
- Szabo, A. P., & Protheroe, R. J. 1994, *Astroparticle Physics*, 2, 375
- Takami, H. 2010, *MNRAS*, 413, 1845
- Takahara, F. & Kusunose, M. 1985, *PTP*, 73, 1390
- Tavecchio, F., Ghisellini, G., & Guetta, D., 2014, *ApJL*, 793, L18
- Toma, K. & Takahara, T. 2012, *ApJ*, 754, 148
- Ueda, Y., Akiyama, M., Ohta, K., & Miyaji, T. 2003, *ApJ*, 598, 886
- Yuan, F., Quataert, E., & Narayan, R. 2003, *ApJ*, 598, 301
- Yuan, F., Cui, W., & Narayan, R. 2005, *ApJ*, 620, 905
- Zdziarski, A. A., Poutanen, J., Paciesas, W. S., & Wen, L. 2002, *ApJ*, 578, 357
- Winter, W. 2013, *Phys. Rev. D*, 88, 083007
- Zandanel, F., Tamborra, I., Gabici, S., & Ando, S. 2014, *arXiv*, 1410.8697