

Phase Transition and Clapeyron Equation of Black Holes in Higher Dimensional AdS Spacetime

Hui-Hua Zhao, Li-Chun Zhang, Meng-Sen Ma, Ren Zhao*

Institute of Theoretical Physics, Shanxi Datong University, Datong 037009, China and

Department of Physics, Shanxi Datong University, Datong 037009, China

By Maxwell equal area law we study the phase transition in higher dimensional Anti-de Sitter (AdS) Reissner-Nordström (RN) black holes and Kerr black holes in this paper. The coexisting region of the two phases involved in the phase transition is found and some coexisting curves are shown in $P - T$ figures. We also analytically investigate the parameters which affect the phase transition. To better compare with a general thermodynamic system, the Clapeyron equation is derived for the higher dimensional AdS black holes.

Keywords: Reissner-Nordström AdS black hole, Kerr AdS black hole, phase transition, two phase coexistence, Clapeyron equation

PACS numbers: 04.70.-s, 05.70.Ce

I. INTRODUCTION

Black hole is an ideal platform for studying many interesting behaviors in classical gravity theory. It also can be regarded as a macroscopic quantum system in that its peculiar thermodynamic properties and thermodynamic quantities, as entropy, temperature, and its gravity holographic nature are quantum mechanical intrinsically. Hence research of black hole thermodynamics is an important channel for studying quantum gravity [1–5]. Although thermodynamics of black hole has been researched for many years, the exact statistical interpretation for thermodynamics state of black hole is not clear. So the thermodynamics of black hole remains an important subject.

It has been found that a black hole possesses not only standard thermodynamic quantities

* corresponding author: Email:zhao2969@sina.com(Ren Zhao)

but abundant phase structures and critical phenomena, such as those involved in Hawking-Page phase transition[6], similar to the ones of a general thermodynamic system. Even more interesting is that the studies on the charged black holes show they may have an analogous phase transition with that of van der Waals-Maxwell liquid-gas[7, 8]. Recently critical behaviors and phase transition of black holes have been extensively investigated by considering the cosmological constant as thermodynamic pressure[9–13], $P = -\frac{1}{8\pi}\Lambda = \frac{(d-1)(d-2)}{16\pi l^2}$. People have been trying to construct a complete liquid-gas analogue system for black holes.

In ref.[9, 10, 14–19], the phase transition and critical behaviors of some AdS black holes have been studied, which exhibits several different phase transition behaviors. On the basis of the thermodynamic volume of dS spacetime given in ref.[11, 13, 20], considering the connection between black hole horizon and cosmological horizon, we derived the effective temperature and effective pressure in some dS spacetimes in our previous works[21–24]. The relation among the effective thermodynamic quantities was investigated, which shows the critical phenomena like that in van der Waals liquid-gas system. Using Ehrenfest scheme, the second order phase transition was proved to exist in AdS spacetime black hole at the critical states[14, 17, 25–32]. Alike conclusion has been reached by investigating thermodynamics and state space geometry of black holes in ref.[14, 32–37]. The phase transition behaviors of black holes is found to be related to not only the spacetime metric but also the theory of gravity or other factors[31, 38–42].

Although some encouraging results have been achieved about the thermodynamics of black holes in AdS and dS spacetimes, many thermodynamic properties need to be investigated more specifically. It is significant to study the critical behaviors and the process of noncritical phase transition in detail. The analyses on the $P \sim v$ relation of some black holes in AdS spacetimes show a negative pressure appear as the temperature is below a certain value and a thermodynamic unstable region exists with $\partial P/\partial v > 0$ [9, 10, 43–55]. Negative pressure, that is, positive Λ , doesn't correspond to AdS spacetime. The situation is found in van der Waals-Maxwell liquid-gas system, where it is solved by the remarkable Maxwell's equal area law[56–59].

In this paper Maxwell's equal area law is extended to analyze the phase transition in the RN-AdS black holes and the Kerr-AdS black holes. It can help to resolve the puzzles about the negative pressure and the unstable region. By Maxwell's equal area law we discover the

possible two phase coexistence curves in the process of phase transition and the boundary curves of the coexistence region in $P - v$ plots. We expect to provide some particular information about phase transition and properties of black hole thermodynamic system in AdS spacetimes to contribute to search for more stable black holes and to explore properties of quantum gravity.

The paper is arranged as follow: the thermodynamic quantities of the d -dimensional RN AdS black hole and the d -dimensional Kerr AdS black hole are introduced firstly in section 2 and in section 3 respectively. Then the phase transition of the black holes are studied by Maxwell equal area law, and the effect of the dimension and the thermodynamic quantities, as electric charge in section 2 and angular momentum in section 3, on the phase transition is analyzed. In section 4, we make some discussion. (we use the units $G_d = \hbar = k_B = c = 1$)

II. THE CHARGED BLACK HOLES

A. Thermodynamics

Reissner-Nordstrom black holes are characterized by the spherically symmetry and electrical nature. The solution for d -dimensional RN-AdS spacetime with a negative cosmological constant, $\Lambda = -(d-1)(d-2)/2l^2$, is defined by the line element[7]

$$ds^2 = -f dt^2 + f^{-1} dr^2 + r^2 d\Omega_{d-2}^2, \quad (2.1)$$

where

$$f = 1 - \frac{m}{r^{d-3}} + \frac{q^2}{r^{2(d-3)}} + \frac{r^2}{l^2}. \quad (2.2)$$

The ADM mass and the electric charge have been defined as ($G_d = 1$),

$$M = \frac{\omega_{d-2}(d-2)}{16\pi} m, \quad Q = \frac{\omega_{d-2} \sqrt{2(d-2)(d-3)}}{8\pi} q, \quad (2.3)$$

in which the volume of the unit d -sphere ω_d can be expressed as

$$\omega_d = \frac{2\pi^{(d+1)/2}}{\Gamma\left(\frac{d+1}{2}\right)}. \quad (2.4)$$

The corresponding Hawking temperature, entropy, and electric potential of the system are defined as

$$T = \frac{d-3}{4\pi r_+} \left(1 - \frac{q^2}{r_+^{2(d-3)}} + \frac{d-1}{d-3} \frac{r_+^2}{l^2} \right), \quad S = \frac{\omega_{d-2} r_+^{d-2}}{4}, \quad \Phi = \sqrt{\frac{d-2}{2(d-3)}} \frac{q}{r_+^{d-3}}. \quad (2.5)$$

In our consideration we interpret the cosmological constant Λ as a thermodynamic pressure P [13],

$$P = -\frac{\Lambda}{8\pi} = \frac{(d-1)(d-2)}{16\pi l^2}. \quad (2.6)$$

The corresponding conjugate quantity, the thermodynamic volume, is given by[13]

$$V = \frac{\omega_{d-2} r_+^{d-1}}{d-1} \quad (2.7)$$

with r_+ being the position of black hole horizon determined from $f(r_+) = 0$. Combining Eqs. (2.5) and (2.6), we can obtain

$$P = \frac{T(d-2)}{4r_+} - \frac{(d-3)(d-2)}{16\pi r_+^2} + \frac{q^2(d-3)(d-2)}{16\pi r_+^{2(d-2)}}. \quad (2.8)$$

Comparing (2.8) with the Van der Waals equation, we conclude that the specific volume v should be identified with the horizon radius of the black hole as[9, 10]

$$v = \frac{4r_+ l_p^{d-2}}{d-2}. \quad (2.9)$$

In geometric units we have

$$r_+ = kv, \quad k = \frac{d-2}{4}, \quad (2.10)$$

and the equation of state reads

$$P = \frac{T}{v} - \frac{(d-3)}{\pi(d-2)v^2} + \frac{q^2(d-3)}{4\pi v^{2(d-2)} k^{2d-5}}. \quad (2.11)$$

In Fig.1, the isotherms are plotted in $P - v$ diagrams for different d and q . It shows there are thermodynamic unstable regions with $\partial P/\partial v > 0$ in the extended phase space, and the situation of negative pressure appears when $T < \tilde{T}$. The isotherm corresponding to $T = \tilde{T}$ is tangent to horizontal axis with $P = 0$, in which \tilde{T} can be obtained by

$$\frac{\tilde{T}(d-2)}{4r_+} - \frac{(d-3)(d-2)}{16\pi r_+^2} + \frac{q^2(d-3)(d-2)}{16\pi r_+^{2(d-2)}} = 0, \quad \left(\frac{\partial P}{\partial v}\right)_{\tilde{T}} = 0. \quad (2.12)$$

$$\tilde{T} = \frac{2(d-3)^2}{\pi(d-2)(2d-5)v_0}. \quad (2.13)$$

B. Maxwell equal area law and two phase equilibria

The state equation of the d -dimensional RN-AdS black hole is exhibited in the $P - v$ diagrams in Fig.1, which show the existence of negative pressure and thermodynamic

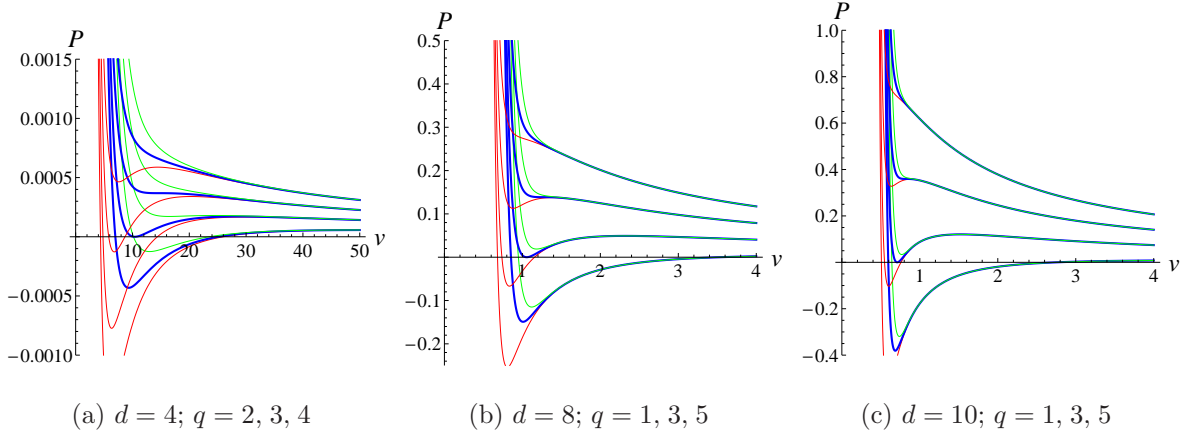


FIG. 1: Isotherms in $P - v$ diagrams. In each diagram the three groups of curves correspond to the three given values of q , the lower ones (red curves) correspond to the smallest q , the middle ones (blue curves) meet with the medium q , and the upper ones (green curves) are with the biggest q . The five curves in every group represent five different temperatures, the lower curve the lower temperature.

unstable region with $\partial P/\partial v > 0$, which makes a thermodynamic system contract and expand automatically in classical thermodynamics. The case occurs in van der Waals equation, where the problems have been resolved by reference to some practical process of phase transition in real fluid and by Maxwell equal area law.

Using Maxwell equal area law to deal with the state equation of the d -dimensional RN-AdS black hole, the two-phase equilibrium lines, where the two phases coexist, are acquired.

Take T_c as critical temperature of the d -dimensional RN-AdS black hole, and suppose at temperature T_0 ($T_0 \leq T_c$) the boundary state parameters for two-phase coexistence are (v_1, P_0) and (v_2, P_0) . According to Maxwell equal area law,

$$P_0(v_2 - v_1) = \int_{v_1}^{v_2} P dv, \quad (2.14)$$

we can get

$$P_0(v_2 - v_1) = T_0 \ln \left(\frac{v_2}{v_1} \right) + \frac{(d-3)}{\pi(d-2)} \left(\frac{1}{v_2} - \frac{1}{v_1} \right) - \frac{q^2(d-3)}{4(2d-5)\pi k^{2d-5}} \left(\frac{1}{v_2^{2d-5}} - \frac{1}{v_1^{2d-5}} \right), \quad (2.15)$$

$$P_0 = \frac{T_0}{v_1} - \frac{(d-3)}{\pi(d-2)v_1^2} + \frac{q^2(d-3)}{4\pi v_1^{2(d-2)} k^{2d-5}}, \quad P_0 = \frac{T_0}{v_2} - \frac{(d-3)}{\pi(d-2)v_2^2} + \frac{q^2(d-3)}{4\pi v_2^{2(d-2)} k^{2d-5}}. \quad (2.16)$$

Set $x := v_1/v_2$, from Eqs. (2.15) and (2.16), we can obtain

$$v_2^{2d-6} = q^2 \frac{y_1(x)}{y_2(x)}, \quad (2.17)$$

where

$$y_1(x) = \frac{(d-3)}{2k^{2d-5}} \left((1-x^{2d-4}) \ln x + \left[\frac{(1-x^{2d-5})}{2d-5} + 1 - x^{2d-5} \right] (1-x) \right),$$

$$y_2(x) = \frac{2(d-3)}{(d-2)} x^{2d-6} (1-x) ((1+x) \ln x + 2(1-x)). \quad (2.18)$$

While $x \rightarrow 1$, from (2.17) we get the critical specific volume

$$v_c = \frac{1}{k} [q^2(d-2)(2d-5)]^{1/(2d-6)}. \quad (2.19)$$

According to (2.16),

$$T_0 v_2^{2d-5} x^{2d-5} = \frac{(d-3)}{\pi(d-2)} v_2^{2d-6} x^{2d-6} (1+x) - \frac{q^2(d-3)}{4\pi k^{2d-5}} \frac{(1-x^{2(d-2)})}{1-x}, \quad (2.20)$$

and the critical temperature and critical pressure are obtained as $x \rightarrow 1$,

$$T_c = \frac{(d-3)^2}{\pi v_c k (2d-5)}, \quad (2.21)$$

$$P_c = \frac{(d-3)^2}{16\pi v_c^2 k^2}. \quad (2.22)$$

These critical thermodynamic quantities are consistent with those in Ref.[10].

Combining (2.17), (2.20) and (2.21), as $T_0 = \chi T_c$ with $\chi \leq 1$, we can get

$$\chi \frac{(d-3)x^{2d-5}}{(2d-5)[(d-2)(2d-5)]^{1/[2(d-3)]}} \left(\frac{y_1(x)}{y_2(x)} \right)^{(2d-5)/(2d-6)}$$

$$= \frac{(1+x)}{(d-2)} x^{2d-6} \left(\frac{y_1(x)}{y_2(x)} \right) - \frac{1}{4k^{2d-5}} \frac{(1-x^{2(d-2)})}{1-x}. \quad (2.23)$$

For a fixed χ , i.e. a fixed T_0 , we can evaluate x with (2.23), and then according to (2.17) and (2.16), the v_2 , v_1 and P_0 are specified while q is determined. Join the points (v_1, P_0) and (v_2, P_0) on the isotherm with $T = T_0$ in the $P - v$ diagram, which generate an isobar representing the process of phase transition like that of van der Waals system. Fig.2 shows the isobars with solid (red) straight lines and the boundary of the region of two phase coexistence by the dot-dashed (green) curve. In Fig.2 each combined solid line simulates the process of thermodynamic state change and phase transition of d -dimensional RN-AdS black

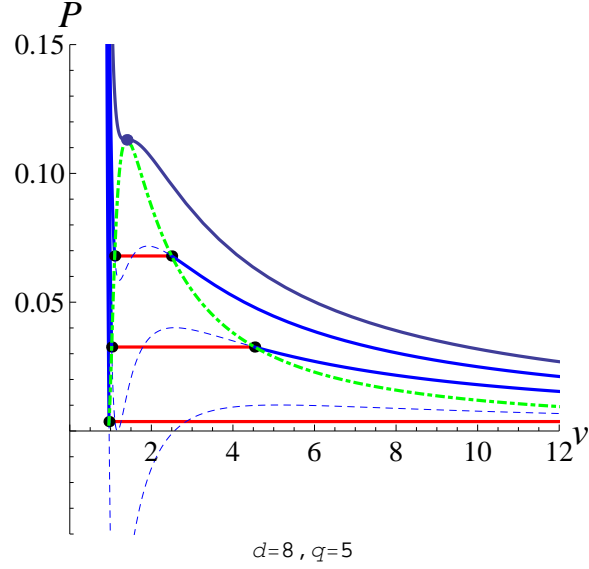


FIG. 2: The simulated phase transition (red solid lines) and the boundary of two phase coexistence (green dot-dashed curve) on the base of isotherms in $P - v$ diagram for RN-AdS black hole with $d = 8, q = 5$.

hole at a certain temperature. The phase transition process becomes shorter as temperature goes up until it turns into a single point at a certain temperature, which is the critical temperature, and the point corresponds to critical state of d -dimensional RN-AdS black hole.

When taking $\chi = 0.1, 0.3, 0.5, 0.7, 0.9$, we have calculated the quantities x, v_2, P_0 as $q=0.5, 1, 1.5$ in the spacetimes with the dimension $d = 4, 8, 10$ respectively. The results are shown in Table 1.

From Table 1, it can be seen that x is unrelated to q , but incremental with the increase of χ/d at certain d/χ . v_2 decreases with the increasing χ/d and increases with the incremental q when the other parameters are fixed respectively. P_0 increases with the incremental χ/d and decreases with the increasing q with others determined parameters respectively.

C. $P - T$ curves of two phase coexistence

From isothermal $P - v$ curves in Fig.1, we know that when temperature $T < \tilde{T}$, the negative pressure section on the isotherm emerges and becomes larger with lower temperature. From Fig.2, we can see that the lower temperature, the smaller the value of P_0 , which

TABLE I: *The parameters of two phase coexistence for RN-AdS black hole.*

| | | $d = 4$ | | | $d = 8$ | | | $d = 10$ | | |
|-----|--------|---------|--------|---------|---------|--------|---------|----------|--------|---------|
| q | χ | x | v_2 | P_0 | x | v_2 | P_0 | x | v_2 | P_0 |
| 0.5 | 0.1 | 1.79E-6 | 5.74E5 | 1.51E-8 | 1.86E-4 | 3.17E3 | 1.72E-5 | 3.26E-4 | 1.40E3 | 5.80E-5 |
| | 0.3 | 0.00712 | 155. | 1.61E-4 | 0.0378 | 16.0 | 0.00919 | 0.0470 | 9.99 | 0.0217 |
| | 0.5 | 0.0496 | 24.3 | 0.00151 | 0.149 | 4.24 | 0.0497 | 0.173 | 2.80 | 0.110 |
| | 0.7 | 0.149 | 9.15 | 0.00475 | 0.324 | 2.06 | 0.123 | 0.361 | 1.40 | 0.265 |
| | 0.9 | 0.387 | 4.36 | 0.00995 | 0.595 | 1.23 | 0.225 | 0.635 | 0.862 | 0.477 |
| 1 | 0.1 | 1.79E-6 | 1.15E6 | 3.77E-9 | 1.86E-4 | 3.64E3 | 1.31E-5 | 3.26E-4 | 1.55E3 | 4.76E-5 |
| | 0.3 | 0.00712 | 310. | 4.03E-5 | 0.0378 | 18.4 | 0.00696 | 0.0470 | 11.0 | 0.0178 |
| | 0.5 | 0.0496 | 48.7 | 3.78E-4 | 0.149 | 4.87 | 0.0377 | 0.173 | 3.09 | 0.0903 |
| | 0.7 | 0.149 | 18.3 | 0.00119 | 0.324 | 2.37 | 0.0933 | 0.361 | 1.55 | 0.218 |
| | 0.9 | 0.387 | 8.71 | 0.00249 | 0.595 | 1.42 | 0.170 | 0.635 | 0.951 | 0.391 |
| 1.5 | 0.1 | 1.79E-6 | 1.72E6 | 1.68E-9 | 1.86E-4 | 3.95E3 | 1.11E-5 | 3.26E-4 | 1.64E3 | 4.24E-5 |
| | 0.3 | 0.00712 | 465. | 1.79E-5 | 0.0378 | 20.0 | 0.00592 | 0.0470 | 11.7 | 0.0159 |
| | 0.5 | 0.0496 | 73.0 | 1.68E-4 | 0.149 | 5.28 | 0.0320 | 0.173 | 3.28 | 0.0804 |
| | 0.7 | 0.149 | 27.5 | 5.27E-4 | 0.324 | 2.57 | 0.0793 | 0.361 | 1.642 | 0.194 |
| | 0.9 | 0.387 | 13.1 | 0.00111 | 0.595 | 1.54 | 0.145 | 0.635 | 1.01 | 0.348 |

also can be seen in Table 1. The doubt is whether P_0 is negative when temperature is low enough.

Considering (2.17), (2.16) can be rewritten as

$$\begin{aligned}
P_0 q^{2/(d-3)} \left(\frac{y_1(x,)}{y_2(x)} \right)^{(d-2)/(d-3)} &= \chi \frac{(d-3)^2}{\pi(2d-5)[(d-2)(2d-5)]^{1/[2(d-3)]}} \left(\frac{y_1(x)}{y_2(x)} \right)^{(2d-5)/(2d-6)} \\
&\quad - \frac{(d-3)}{\pi(d-2)} \left(\frac{y_1(x,)}{y_2(x)} \right) + \frac{(d-3)}{4\pi k^{2d-5}}
\end{aligned} \tag{2.24}$$

From (2.23), (2.24) and $T_0 = \chi T_c$, one can get the relation between P_0 and T_0 , which is shown in Fig.3. Fig.3 exhibits the $P - T$ phase diagrams at fixed q and d , in which the curves represent the states of two phase coexistence and the terminal points are the critical points. From Fig.3 it can be seen that the influence of the electric charge q and spacetime

dimension d on the phase diagrams, however pressure P_0 tends toward zero with decreasing temperature T_0 for all of the fixed q and d cases. That the pressure P_0 is always positive means Maxwell equal area law is appropriate to resolve the doubts about negative pressure and unstable states in phase transition of the d -dimensional RN-AdS black hole. In Fig.4, the $P_0 q^{2/(d-3)} - \chi$ connection is depicted at different spacetime dimension d , which explicitly exhibits the effect of the dimension d on the distribution of the black hole phases.

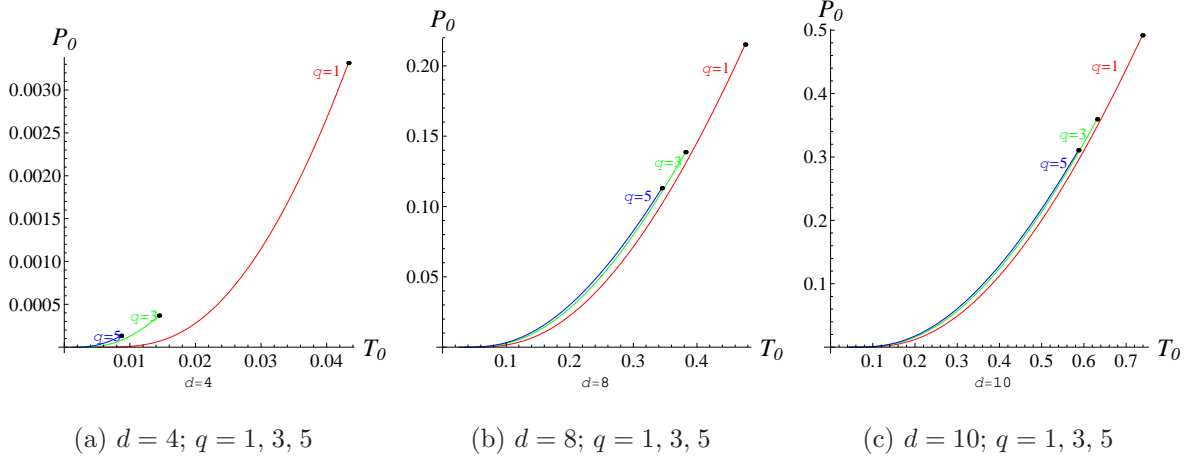


FIG. 3: $P - T$ phase diagrams at fixed q and d for d -dimensional RN-AdS black hole.

From (2.15)-(2.17), one can get

$$P_0 = y_3(x), \quad T_0 = y_4(x), \quad (2.25)$$

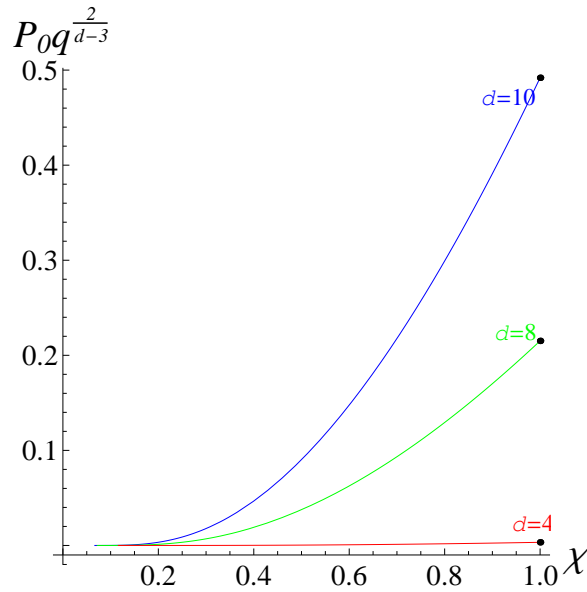


FIG. 4: $P_0 q^{2/(d-3)} - \chi$ phase diagram for d -dimensional RN-AdS black hole with $d = 4, 8, 10$

in which

$$y_3(x) = \frac{d-3}{\pi} \left[\frac{1}{(d-2)x} - \frac{1-x^{2d-5}}{4k^{2d-5}x^{2d-5}(1-x)} \frac{y_2(x)}{y_1(x)} \right] \left(\frac{y_2(x)}{y_1(x)q^2} \right)^{\frac{1}{d-3}},$$

$$y_4(x) = \frac{(d-3)}{\pi} \left[\frac{1+x}{(d-2)x} - \frac{1-x^{2d-4}}{4k^{2d-5}x^{2d-5}(1-x)} \frac{y_2(x)}{y_1(x)} \right] \left(\frac{y_2(x)}{y_1(x)q^2} \right)^{\frac{1}{2d-6}}. \quad (2.26)$$

From (2.25)

$$\frac{dP_0}{dT_0} = \frac{y'_3(x)}{y'_4(x)} \quad (2.27)$$

with $y'(x) = dy/dx$. (2.27) stands for the Clapeyron equation of the thermodynamic system of the d -dimensional RN-AdS black holes.

III. ROTATING BLACK HOLES

A. Thermodynamics

The AdS rotating black hole solution is given by the Kerr-AdS metric[20, 60, 61],

$$ds^2 = -\frac{\Delta}{\rho^2} \left[dt - \frac{a \sin^2 \theta}{\Xi} d\phi \right]^2 + \frac{\rho^2}{\Delta} dr^2 + \frac{\rho^2}{\Sigma} d\theta^2$$

$$+ \frac{\Sigma \sin^2 \theta}{\rho^2} \left[a dt - \frac{r^2 + a^2}{\Xi} d\phi \right]^2 + r^2 \cos^2 \theta d\Omega_{d-4}^2, \quad (3.1)$$

where

$$\Delta = (r^2 + a^2) \left(1 + \frac{r^2}{l^2} \right) - 2mr^{5-d}, \quad \Sigma = 1 - \frac{a^2}{l^2} \cos^2 \theta,$$

$$\Xi = 1 - \frac{a^2}{l^2}, \quad \rho^2 = r^2 + a^2 \cos^2 \theta, \quad (3.2)$$

and $d\Omega_d^2$ denotes the metric element on a d -dimensional sphere. The associated thermodynamic quantities are

$$M = \frac{\omega_{d-2}}{4\pi} \frac{m}{\Xi^2} \left(1 + \frac{(d-4)\Xi}{2} \right), \quad J = \frac{\omega_{d-2}}{4\pi} \frac{ma}{\Xi^2}, \quad \Omega = \frac{a^2 r_+^2 + l^2}{l^2 r_+^2 + a^2},$$

$$S = \frac{\omega_{d-2}}{4} \frac{(a^2 + r_+^2) r_+^{d-4}}{\Xi} = \frac{A}{4}, \quad V = \frac{r_+ A}{d-1} \left[1 + \frac{a^2}{\Xi} \frac{1 + r_+^2/l^2}{(d-2)r_+^2} \right],$$

$$T = \frac{1}{2\pi} \left[r_+ \left(1 + \frac{r_+^2}{l^2} \right) \left(\frac{1}{a^2 + r_+^2} + \frac{d-3}{2r_+^2} \right) - \frac{1}{r_+} \right], \quad (3.3)$$

in which r_+ meets $\Delta(r_+) = 0$, that is $\Delta = (r_+^2 + a^2) \left(1 + \frac{r_+^2}{l^2}\right) - 2mr_+^{5-d} = 0$. Then

$$\frac{4\pi M \Xi^2}{\omega_{d-2} \left(1 + \frac{d-4}{2} \Xi\right)} = m = \frac{1}{2} r_+^{d-5} (r_+^2 + a^2) \left(1 + \frac{r_+^2}{l^2}\right), \quad (3.4)$$

for r_+ in terms of M and l . While expressing $a = \varepsilon l$, we expanded[20]

$$r_+ = \sum_{I=0}^k r_I \varepsilon^I \quad (3.5)$$

to some given order k and solve Eq. (3.4) order by order. The first term yields the relation

$$M = \frac{\omega_{d-2} (d-2) r_0^{d-3}}{16\pi} \left(1 + \frac{r_0^2}{l^2}\right). \quad (3.6)$$

Using Eqs.(2.6) and (3.3), the equation of $P = P(v, T, J)$ can be obtained

$$P = \frac{T}{v} - \frac{(d-3)}{\pi(d-2)v^2} + \frac{\pi(d-1)16^d J^2}{4\omega_{d-2}^2 (d-2)^{2(d-1)} v^{2(d-1)}} + o(\varepsilon^4), \quad (3.7)$$

where

$$v = \frac{r_0}{k} + \sum_{I=1} v_I \varepsilon^I. \quad (3.8)$$

While $J = 1$ the isotherms are plotted in $P - v$ diagrams at $d = 4, 8, 10$ respectively, which are shown in Fig.5. The situations of negative pressure and the thermodynamics unstable region with $\partial P/\partial v > 0$ are also existent in the state equation the of Kerr-AdS black hole. When $T < T_c$, where T_c is the critical temperature of the Kerr-AdS black hole, unstable thermodynamic state appears, and while $T < \tilde{T}$, negative pressure emerges. The expression of \tilde{T} can be derived from (3.7) as in (2.12), and the corresponding \tilde{v} is obtained by the way.

$$\tilde{T} = \frac{2(d-3)}{\pi(2d-3)v_0}, \quad \tilde{v}^{2d-4} = \frac{\pi^2(2d-3)(d-1)16^d J^2}{4\omega_{d-2}^2 (d-3)(d-2)^{2d-3}}. \quad (3.9)$$

B. Maxwell equal area law

We use Maxwell equal area law to simulate a possible phase transition process of the d -dimensional Kerr-AdS black hole as a thermodynamic system. We also take v_1 and v_2 as the specific volumes of the two associated phases in the phase transition respectively, and P_0 as the constant pressure throughout the simulated process of the phase transition at constant temperature $T_0 (T_0 \leq T_c)$, which can be derived by Maxwell equal area law.

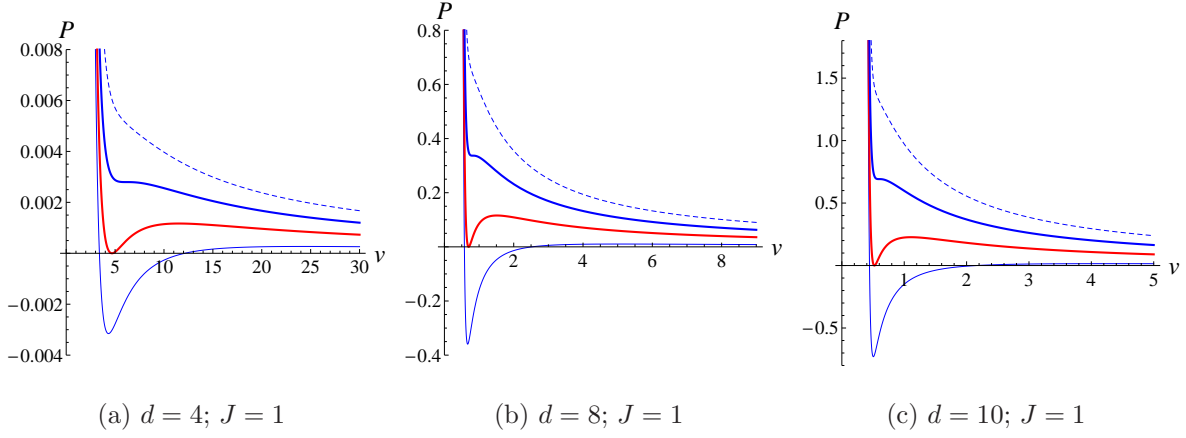


FIG. 5: the isotherms in $P - v$ diagrams . The four curves in each diagram correspond to $T > T_c$, $T = T_c$, $T = \tilde{T}$, $T < \tilde{T}$ respectively.

$$P_0(v_2 - v_1) = \int_{v_1}^{v_2} P dv, \quad (3.10)$$

which can be rewritten as

$$P_0(v_2 - v_1) = T_0 \ln \left(\frac{v_2}{v_1} \right) + \frac{(d-3)}{\pi(d-2)} \left(\frac{1}{v_2} - \frac{1}{v_1} \right) - \frac{\pi(d-1)16^d J^2}{4\omega_{d-2}^2 (d-2)^{2(d-1)}} \left(\frac{1}{v_2^{2d-3}} - \frac{1}{v_1^{2d-3}} \right). \quad (3.11)$$

Combining with

$$P_0 = \frac{T_0}{v_1} - \frac{(d-3)}{\pi(d-2)v_1^2} + \frac{\pi(d-1)16^d J^2}{4\omega_{d-2}^2 (d-2)^{2(d-1)} v_1^{2(d-1)}},$$

$$P_0 = \frac{T_0}{v_2} - \frac{(d-3)}{\pi(d-2)v_2^2} + \frac{\pi(d-1)16^d J^2}{4\omega_{d-2}^2 (d-2)^{2(d-1)} v_2^{2(d-1)}}, \quad (3.12)$$

and setting $x = \frac{v_1}{v_2}$, one can get

$$T_0 = \frac{(d-3)}{\pi(d-2)} \frac{(1+x)}{v_2 x} - \frac{\pi(d-1)16^d J^2}{4\omega_{d-2}^2 (d-2)^{2(d-1)}} \frac{1 - x^{2(d-1)}}{v_2^{2d-3} x^{2d-3} (1-x)},$$

$$P_0 = \frac{(d-3)}{\pi(d-2)} \frac{1}{v_2^2 x} - \frac{\pi(d-1)16^d J^2}{4\omega_{d-2}^2 (d-2)^{2(d-1)}} \frac{1 - x^{2d-3}}{v_2^{2d-2} x^{2d-3} (1-x)},$$

$$v_2^{2d-4} = J^2 \frac{y_5(x)}{y_6(x)}, \quad (3.13)$$

where

$$y_5(x) = \frac{\pi(d-1)16^d}{2\omega_{d-2}^2 (d-2)^{2(d-1)}} \left((1 - x^{2d-2}) \ln x + \left[\frac{(1 - x^{2d-3})}{2d-3} + 1 - x^{2d-3} \right] (1-x) \right),$$

$$y_6(x) = \frac{2(d-3)}{\pi(d-2)} x^{2d-4} (1-x) ((1+x) \ln x + 2(1-x)). \quad (3.14)$$

while $x \rightarrow 1$, critical thermodynamics quantities can be got (3.13),

$$v_c = \frac{4}{d-2} \left[\frac{2^6 \pi^2 (2d-3)(d-1)^2 J^2}{(d-2)(d-3)\omega_{d-2}^2} \right]^{1/(2d-4)},$$

$$T_c = \frac{4(d-3)}{\pi(2d-3)v_c}, \quad P_c = \frac{d-3}{\pi(d-1)v_c^2}. \quad (3.15)$$

The results are consistent with that in Ref.[20]. As $T_0 = \chi T_c$ and $\chi \leq 1$, we can derive from (3.13) and (3.15),

$$\begin{aligned} & \chi \frac{(d-2)x^{2d-3}}{\pi(2d-3)} \left(\frac{(d-2)(d-3)\omega_{d-2}^2}{2^6 \pi^2 (2d-3)(d-1)^2} \right)^{1/(2d-4)} \left(\frac{y_5(x)}{y_6(x)} \right)^{(2d-3)/(2d-4)} \\ &= \frac{(1+x)}{\pi(d-2)} x^{2d-4} \left(\frac{y_5(x)}{y_6(x)} \right) - \frac{\pi(d-1)16^d}{4\omega_{d-2}^2 (d-2)^{2(d-1)} (d-3)} \frac{(1-x^{2(d-1)})}{1-x}. \end{aligned} \quad (3.16)$$

So we can solve x at certain $\chi(T_0)$, then from (3.13) we can obtain the v_2 , P_0 and $v_1 = xv_2$. Take $J = 1, d = 4; 8; 10$ respectively. In Fig.6, we plot the isotherms (blue curves) for different χ in $P-v$ diagrams and the isobars (red solid lines) which represent the simulated phase transition processes derived from Maxwell equal area law. Like that in RN-AdS black hole the processes become shorter with increasing temperatures until it turns into a point at a certain temperature, which is the critical temperature, and the point is the critical point of the black hole thermodynamic system. Every connected solid curve represents a processes of state change and phase transition, where no negative pressure and thermodynamic unstable state appear. The boundary of the two-phase coexistence region is delineated by the dot-dashed line.

In Table 2, we calculate x , v_2 , P_0 as $\chi = 0.1, 0.3, 0.5, 0.7, 0.9$, $J = 0.2, 0.5, 1$, and $d = 4, 8, 10$ respectively to find the influence of these parameters on the simulated phase transition process and the two-phase coexistence region.

From Table 2, one can see that x is unrelated to J , but incremental with the increase of χ/d at certain d/χ . v_2 decreases with increasing χ/d and increases with the incremental J when the other parameters are fixed respectively. Similarly P_0 increases with the incremental χ/d and decreases with increasing J while the other parameters are given respectively.

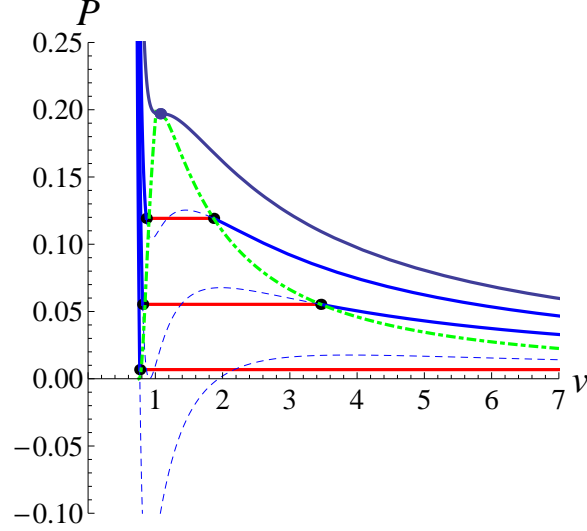


FIG. 6: The simulated phase transition (red solid lines) and the boundary of two phase coexistence (green dot-dashed curve) on the base of isotherms in $P - v$ diagram for Kerr-AdS black hole with $d = 8$, $J = 5$.

C. the relation of phase transition pressure to temperature

From (3.12) and $T_0 = \chi T_c$, we get

$$P_0 J^{2/(d-2)} \left(\frac{y_5(x)}{y_6(x)} \right)^{(d-1)/(d-2)} = \chi \frac{(d-3)(d-2)}{\pi(2d-3)} \left(\frac{y_5(x)}{y_6(x)} \right)^{(2d-3)/(2d-4)}$$

$$\left[\frac{(d-2)(d-3)\omega_{d-2}^2}{2^6 \pi^2 (2d-3)(d-1)^2} \right]^{1/(2d-4)} - \frac{(d-3)}{\pi(d-2)} \left(\frac{y_5(x)}{y_6(x)} \right) + \frac{\pi(d-1)16^d}{4\omega_{d-2}^2 (d-2)^{2(d-1)}}. \quad (3.17)$$

Combining (3.16), (3.17) and $T_0 = \chi T_c$, we plot the $P_0 J^{2/(d-2)} - \chi$ diagram and $P - T$ diagrams in Fig.7 and Fig.8.

From (3.13), we get

$$P_0 = y_7(x), \quad T_0 = y_8(x), \quad (3.18)$$

where

$$y_7(x) = J^{\frac{-2}{d-2}} \left(\frac{y_6(x)}{y_5(x)} \right)^{\frac{d-1}{d-2}} \left(\frac{(d-3)}{\pi(d-2)x} \frac{y_5(x)}{y_6(x)} - \frac{\pi(d-1)16^d}{4\omega_{d-2}^2 (d-2)^{2(d-1)}} \frac{1-x^{2d-3}}{x^{2d-3}(1-x)} \right),$$

$$y_8(x) = J^{-\frac{1}{d-2}} \left(\frac{y_6(x)}{y_5(x)} \right)^{\frac{2d-3}{2d-4}} \left(\frac{(d-3)}{\pi(d-2)} \frac{(1+x)}{x} \frac{y_5(x)}{y_6(x)} - \frac{\pi(d-1)16^d}{4\omega_{d-2}^2 (d-2)^{2(d-1)}} \frac{1-x^{2(d-1)}}{x^{2d-3}(1-x)} \right).$$

Then

$$\frac{dP_0}{dT_0} = \frac{y_7'(x)}{y_8'(x)}, \quad (3.19)$$

TABLE II: *The parameters of two phase coexistence for Kerr-AdS black hole*

| | | $d = 4$ | | | $d = 8$ | | | $d = 10$ | | |
|-----|--------|---------|--------|---------|---------|--------|---------|----------|--------|---------|
| J | χ | x | v_2 | P_0 | x | v_2 | P_0 | x | v_2 | P_0 |
| 0.2 | 0.1 | 1.98E-5 | 7.21E4 | 1.28E-7 | 2.56E-4 | 1.71E3 | 4.56E-5 | 3.95E-4 | 913. | 1.17E-4 |
| | 0.3 | 0.0166 | 90.9 | 2.86E-4 | 0.0428 | 10.5 | 0.0199 | 0.0506 | 7.29 | 0.0389 |
| | 0.5 | 0.0859 | 18.8 | 0.00201 | 0.162 | 2.87 | 0.104 | 0.182 | 2.09 | 0.193 |
| | 0.7 | 0.218 | 8.12 | 0.00556 | 0.345 | 1.42 | 0.253 | 0.375 | 1.05 | 0.460 |
| | 0.9 | 0.475 | 4.36 | 0.0108 | 0.617 | 0.862 | 0.457 | 0.650 | 0.654 | 0.824 |
| 0.5 | 0.1 | 1.98E-5 | 1.14E5 | 5.12E-8 | 2.56E-4 | 1.99E3 | 3.36E-5 | 3.95E-4 | 1.02E3 | 9.31E-5 |
| | 0.3 | 0.0166 | 144. | 1.14E-4 | 0.0428 | 12.2 | 0.0146 | 0.0506 | 8.17 | 0.0309 |
| | 0.5 | 0.0859 | 29.8 | 8.03E-4 | 0.162 | 3.34 | 0.0763 | 0.182 | 2.34 | 0.153 |
| | 0.7 | 0.218 | 12.8 | 0.00222 | 0.345 | 1.65 | 0.186 | 0.375 | 1.18 | 0.367 |
| | 0.9 | 0.475 | 6.89 | 0.00432 | 0.617 | 1.00 | 0.337 | 0.650 | 0.732 | 0.655 |
| 1 | 0.1 | 1.98E-5 | 1.61E5 | 2.56E-8 | 2.56E-4 | 2.23E3 | 2.67E-5 | 3.95E-4 | 1.12E3 | 7.83E-5 |
| | 0.3 | 0.0166 | 203. | 5.72E-5 | 0.0428 | 13.7 | 0.0116 | 0.0506 | 8.91 | 0.0260 |
| | 0.5 | 0.0859 | 42.1 | 4.01E-4 | 0.162 | 3.75 | 0.0606 | 0.182 | 2.55 | 0.129 |
| | 0.7 | 0.218 | 18.2 | 0.00111 | 0.345 | 1.86 | 0.148 | 0.375 | 1.29 | 0.308 |
| | 0.9 | 0.475 | 9.75 | 0.00216 | 0.617 | 1.13 | 0.267 | 0.650 | 0.799 | 0.551 |

which is the Clapeyron equation of the Kerr-AdS black hole.

We can see from Fig.7, $P_0 \geq 0$, and $P_0 \rightarrow 0$ as $\chi \rightarrow 0$ ($T \rightarrow 0$). So there is no the situation of negative pressure and the thermodynamic unstable states in the simulated phase transition processes of d -dimensional Kerr-AdS black hole, as that of the d -dimensional RN-AdS black hole.

IV. DISCUSSIONS

In this paper we take AdS black holes as thermodynamic systems and find the state equations in some region yield negative pressure and thermodynamic unstable states with $\partial P / \partial v > 0$. Comparing with phase transition in a usual liquid-gas system and using Maxwell

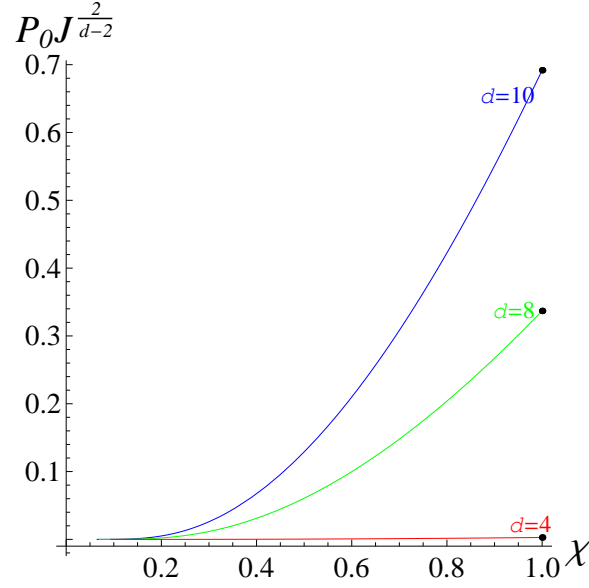


FIG. 7: $P_0 J^{2/(d-2)} - \chi$ phase diagram for d -dimensional Kerr-AdS black hole with $d = 4, 8, 10$.

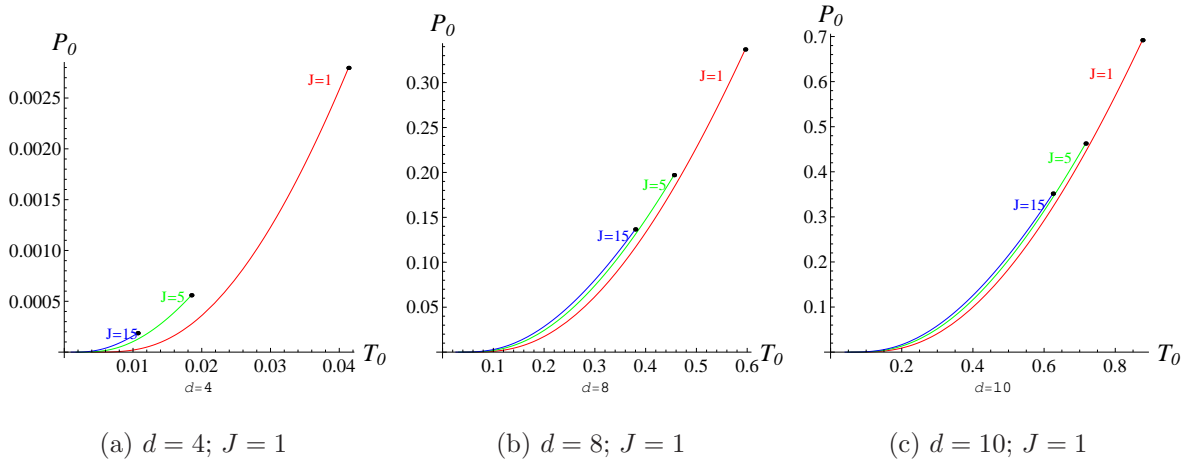


FIG. 8: $P - T$ phase diagrams at fixed J and d for d -dimensional Kerr-AdS black hole.

equal area law, we simulate the phase transition process in AdS black holes. From Fig.2 and Fig.6, one can see that, for both the d -dimensional RN-AdS black hole and the d -dimensional Kerr-AdS black hole, as $T < T_c$ a part of each isotherm could be replaced with an isobar, which means phase transition occurs and two phases coexist in the section. The simulated phase transition belongs to the first order phase transition, and as $T \rightarrow T_c$ the phase transition process shortens gradually until it become a point at $T = T_c$, where the phase transition is the second order phase transition. The dimension d and the electric charge q (the angular momentum J) also have effect on the simulated phase transition process. The

larger the dimension d , the greater the change of specific volume before and after the phase transition. The larger the parameter $q(J)$, the lower the pressure P_0 , in the simulated phase transition.

Due to lack of the knowledge of chemical potential, the $P - T$ curve for two phase coexistence state of an usual thermodynamic system are obtained by experiment. However the slope of the curves can be calculated from the Clapeyron equation,

$$\frac{dP}{dT} = \frac{L}{T(v^\beta - v^\alpha)}, \quad (4.1)$$

in which $L = T(s^\beta - s^\alpha)$, v^α and v^β are the molar volumes of phase α and phase β respectively, and the Clapeyron equation accords with experiment result, which directly verifies its thermodynamic correctness.

In a general thermodynamic system, the phase transition means the change of organization structure of substance (including the changes of position and the orientation of atom, ion, and electron) and a different phase appear. Phase transition is a physical process, and it does not involve the chemical reaction, so the chemical compositions do not change in the process.

Appropriate theoretical interpretation to the phase structure of AdS black hole thermodynamic system can help to know more about black hole thermodynamic properties, such as entropy, temperature and heat capacity, and it is significant for improving a self-consistent black hole thermodynamic theory. This paper displays the $P - T$ diagrams for the two phase coexistence state and the Clapeyron equations of the black holes, which provide theoretical basis for investigation of phase transition and phase structure of black holes and help to explore the theory of gravity.

Acknowledgments

This work is supported by NSFC under Grant Nos.(11475108,11175109;11075098), by the Shanxi Datong University doctoral Sustentation Fund Nos. 2011-B-03, China, Program for the Innovative Talents of Higher Learning Institutions of Shanxi, and the Natural Science

Foundation for Young Scientists of Shanxi Province,China (Grant No.2012021003-4).

- [1] J. D. Bekenstein, “Extraction of Energy and Charge from a Black Hole”, *Phys. Rev. D* 7, 949(1973).
- [2] J. M. Bardeen, B. Carter, S. W. Hawking, “The Four laws of black hole mechanics”, *Commun. Math. Phys.* 31, 161(1973).
- [3] S. W. Hawking, “Black Hole Explosions”, *Nature* 248, 30(1974).
- [4] J. X. Lu, “The Thermodynamical Phase Structure of black branes in String/M Theory” (in Chinese), *Sci Sin-Phys Mech Astron* 42, 1099(2012).
- [5] Ren Zhao, Li Chun Zhang, “A new explanation for statistical entropy of charged black hole”, *Sci China-Phys Mech Astron* 56, 1632(2013).
- [6] S. Hawking, D. N. Page, “Thermodynamics of black holes in anti-de Sitter space”, *Commun. Math. Phys.* 87, 577(1983).
- [7] A. Chamblin, R. Emparan, C. Johnson, R. Myers, “Charged AdS black holes and catastrophic holography”, *Phys. Rev. D* 60, 064018(1999), [hep-th/9902170].
- [8] A. Chamblin, R. Emparan, C. Johnson, R. Myers, “Holography,thermodynamics and uctuations of charged AdS black holes”, *Phys. Rev. D* 60, 104026(1999), [hep-th/9904197].
- [9] D. Kubizňák, R. B. Mann, “P-V criticality of charged AdS black holes”, *JHEP* 1207, 033(2012), arXiv:1205.0559.
- [10] S. Gunasekaran, D. Kubiz, R. B. Mann, “Extended phase space thermodynamics for charged and rotating black holes and Born-Infeld vacuum polarization”, *JHEP* 1211,10(2012), arXiv:1208.6251.
- [11] B. P. Dolan, D. Kastor, D. Kubizňák, R. B. Mann, Jennie Traschen, “Thermodynamic Volumes and Isoperimetric Inequalities for de Sitter Black Holes”, *Phys. Rev. D* 87, 104017(2013), arXiv:1301.5926.
- [12] M. Cvetic, G. W. Gibbons, D. Kubizňák, C. N. Pope, “Black Hole Enthalpy and an Entropy Inequality for the Thermodynamic Volume”, *Phys. Rev. D* 84, 024037(2011), arXiv:1012.2888.
- [13] D. Kastor, S. Ray, J. Traschen, “Enthalpy and the Mechanics of AdS Black Holes,” *Class. Quant. Grav.* 195011 (2009), arXiv:0904.2765 [hep-th].
- [14] R. Banerjee, S. K. Modak, S. Samanta, “Second Order Phase Transition and Thermodynamic

- Geometry in Kerr-AdS Black Hole”, *Phys. Rev. D* 84, 064024(2011), arXiv:1005.4832.
- [15] R. Banerjee, D. Roychowdhury, “Critical behavior of Born Infeld AdS black holes in higher dimensions”, *Phys. Rev. D* 85, 104043(2012), arXiv:1203.0118.
- [16] R. Banerjee, D. Roychowdhury, “Critical phenomena in Born-Infeld AdS black holes”, *Phys. Rev. D* 85, 044040(2012), arXiv:1111.0147.
- [17] R. Banerjee, D. Roychowdhury, “Thermodynamics of phase transition in higher dimensional AdS black holes”, *JHEP* 1211, 004(2011), arXiv:1109.2433.
- [18] R. Banerjee, S.t Ghosh, D. Roychowdhury, “New type of phase transition in Reissner Nordström - AdS black hole and its thermodynamic geometry“, *Phys. Lett. B.* 696, 156(2011), arXiv:1008.2644.
- [19] R. Banerjee, S. K. Modak, S. Samanta, “Glassy Phase Transition and Stability in Black Holes”, *Eur. Phys. J. C* 70, 317(2010), arXiv:1002.0466.
- [20] Natach Altamirano, David Kubiznak, Robert B. Mann, and Zeinab Sherkatghanad, “Thermodynamics of Rotating Black Holes and Black Rings: Phase Transitions and Thermodynamic Volume”, *Galaxies* 2, 89(2014), arXiv:1401.2586.
- [21] H. H. Zhao, L. C. Zhang, M. S. Ma, R. Zhao, “P-V criticality of higher dimensional charged topological dilaton de Sitter black holes”, *Phys. Rev. D* 90, 064018(2014).
- [22] Ren Zhao, Mengsen Ma, Huihua Zhao, Lichun Zhang. “On the critical phenomena and Thermodynamics of the Reissner-Nordstrom-de Sitter black hole”, *Advances in High Energy Physics* 2014, 124854(2014).
- [23] Meng-Sen Ma, Hui-Hua Zhao, Li-Chun Zhang, Ren Zhao, “Existence condition and phase transition of Reissner-Nordström-de Sitter black hole”, *Int. J. Mod. Phys. A* 29, 1450050(2014), arXiv:1312.0731.
- [24] Li-Chun Zhang, Meng-Sen Ma, Hui-Hua Zhao, Ren Zhao, “Thermodynamics of phase transition in higher dimensional Reissner-Nordström-de Sitter black hole”, *Eur. Phys. J. C* 73, 3052(2014), arXiv:1403.2151.
- [25] Jie-Xiong Mo, Wen-Biao Liu, “Ehrenfest scheme for P-V criticality of higher dimensional charged black holes, rotating black holes, and Gauss-Bonnet AdS black holes”, *Phys. Rev. D* 89, 084057(2014).
- [26] J. X. Mo, W. B. Liu, “Ehrenfest scheme for P-V criticality in the extended phase space of black holes”, *Phys. Lett. B* 727, 336(2013).

- [27] Jie-Xiong Mo, Wen-Biao Liu, “P-V Criticality of Topological Black Holes in Lovelock-Born-Infeld Gravity”, *Eur. Phys. J. C* 74, 2836(2014), arXiv:1401.0785.
- [28] Jie-Xiong Mo, Gu-Qi Lia, Wen-Biao Liu, “Another novel Ehrenfest scheme for P-V criticality Of RN-AdS black holes”, *Phys. Lett. B* 730, 111(2014).
- [29] Jie-Xiong Mo, Xiao-Xiong Zeng, Gu-Qiang Li, Xin Jiang, Wen-Biao Liu, “A unified phase transition picture of the charged topological black hole in Hoava-Lifshitz gravity”, *JHEP* 1310, 056(2013), arXiv:1404.2497.
- [30] J. X. Mo, “Ehrenfest scheme for the extended phase space of $f(R)$ black holes”, *Eur. phys. Lett.* 105, 20003(2014).
- [31] Meng-Sen Ma, Fang Liu, Ren Zhao, “Continuous phase transition and critical behaviors of 3D black hole with torsion”, *Class. Quantum Grav.* 31 095001(2014), arXiv:1403.0449.
- [32] Arindam Lala, Dibakar Roychowdhury, “Ehrenfest’s scheme and thermodynamic geometry in Born-Infeld AdS black holes”, *Phys. Rev. D* 86, 084027(2012).
- [33] Shao-Wen Wei, Yu-Xiao Liu, “Critical phenomena and thermodynamic geometry of charged Gauss-Bonnet AdS black holes”, *Phys. Rev. D* 87, 044014(2013). arXiv:1209.1707
- [34] Jishnu Suresh, R. Tharanath, Nijo Varghese, V. C. Kuriakose, “The thermodynamics and thermodynamic geometry of the Park black hole”, *Eur. Phys. J. C.* 74, 2819(2014).
- [35] Seyed Ali Hosseini Mansoori, Behrouz Mirza, “Correspondence of phase transition points and singularities of thermodynamic geometry of black holes”, *Eur. Phys. J. C.* 74, 2681(2014), arXiv:1308. 1543.
- [36] R. Tharanath, Jishnu Suresh, V. C. Kuriakose, “Phase transitions and Geometrothermodynamics of Regular black holes”, arXiv:1406.3916.
- [37] Chao Niu, Yu Tian, Xiaoning Wu, “Critical Phenomena and Thermodynamic Geometry of RN-AdS Black Holes”, *Phys. Rev. D* 85, 024017(2012), arXiv:1104.3066.
- [38] Meng-Sen Ma, Ren Zhao, “Phase transition and entropy spectrum of the BTZ black hole with torsion”, *Phys. Rev. D* 89, 044005(2014).
- [39] Meng-Sen Ma, “Thermodynamics and phase transition of black hole in an asymptotically safe gravity”, *Phys. Lett. B* 735, 45(2014).
- [40] Yongwan Gim, Wontae Kim, “Thermodynamic phase transition in the rainbow Schwarzschild black hole”, *JCAP* 2014, 003(2014), arXiv:1406.6475.
- [41] Mohammad Bagher Jahani Poshteh, Behrouz Mirza, “Phase transition, critical behav-

- ior, and critical exponents of Myers-Perry black holes”, *Phys. Rev. D* 88, 024005 (2013), arXiv:1306.4516.
- [42] Gustavo Arciniega, Alberto Snchez, “Geometric description of the thermodynamics of a black hole with power Maxwell invariant source”, arXiv:1404.6319 [math-ph].
- [43] Ren Zhao, Meng-Sen Ma, Huai-Fan Li, Li-Chun Zhang, “On Thermodynamics of charged and rotating asymptotically AdS black strings”, *Advances in High Energy Physics* 2013, 371084(2013).
- [44] Ren Zhao, Hui-Hua Zhao, Meng-Sen Ma, Li-Chun Zhang, “On the critical phenomena and thermodynamics of charged topological dilaton AdS black holes”, *Eur. Phys. J. C.* 73, 2645(2013), arXiv:1305.3725.
- [45] Natacha Altamirano, David Kubiznak, Robert B. Mann, “Reentrant phase transitions in rotating anti-de Sitter black holes”, *Phys. Rev. D* 88, 101502(2013).
- [46] Rong-Gen Cai, Li-Min Cao, Li Li, Run-Qiu Yang, “P-V criticality in the extended phase space of Gauss-Bonnet black holes in AdS space”, *JHEP* 1309, 005(2013), arXiv:1306.6233[gr-qc].
- [47] De-Cheng Zou, Shao-Jun Zhang, Bin Wang, “Critical behavior of Born-Infeld AdS black holes in the extended phase space thermodynamics”, *Phys. Rev. D* 89, 044002(2014), arXiv:1311.7299.
- [48] De-Cheng Zou, Yunqi Liu, Bin Wang, “Critical behavior of charged Gauss-Bonnet AdS black holes in the grand canonical ensemble”, *Phys. Rev. D* 90, 044063(2014), arXiv:1404.5194.
- [49] Antonia M. Frassino, David Kubiznak, Robert B. Mann, Fil Simovic, “Multiple Reentrant Phase Transitions and Triple Points in Lovelock Thermodynamics”, arXiv:1406.7015.
- [50] Gu-Qiang Li, “Effects of dark energy on P-Vcriticality of charged AdS black holes”, *Phys. Lett. B*, Volume 735, 256(2014).
- [51] Shao-Wen Wei, Yu-Xiao Liu, “Triple points and phase diagrams in the extended phase space of charged Gauss-Bonnet black holes in AdS space”, *Phys. Rev D* 90, 044057(2014), arXiv:1402.2837.
- [52] D. Kubiznak, and R. B. Mann, “Black Hole Chemistry”, arXiv:1404.2126.
- [53] Wei Xu, Hao Xu, Liu Zhao, “Gauss-Bonnet coupling constant as a free thermodynamical variable and the associated criticality”, *Eur. Phys. J. C* 74, 2970(2014), arXiv:1311.3053.
- [54] Yunqi Liu, De-Cheng Zou, Bin Wang, “Signature of the Van der Waals like small-large charged AdS black hole phase transition in quasinormal modes”, arXiv:1405.2644.

- [55] S. H. Hendi, M. H. Vahidinia, “Extended phase space thermodynamics and P-V criticality of black holes with nonlinear source”, *Phys. Rev. D* 88, 084045 (2013), arXiv:1212.6128 [hep-th].
- [56] Euro Spallucci, Anais Smailagic, “Maxwell’s equal-area law for charged Anti-de Sitter black holes”, *Phys. Lett. B.* 723, 436(2013).
- [57] Jun-Xin Zhao, Meng-Sen Ma, Li-Chun Zhang, Hai-Hun Zhao, Ren Zhao, “The equal area law of asymptotically AdS black holes in extended phase space”, *Astrophysics and Space Science* 352, 763(2014).
- [58] Euro Spallucci, Anais Smailagic, “Maxwell’s equal area law and the Hawking-Page phase transition”, *J. Grav.* 2013, 525696 (2013), arXiv:1310.2186.
- [59] Lichun Zhang, Hui Hua Zhao, Ren Zhao, Mengsen Ma, “Equal area laws and latent heat for d-dimensional RN-AdS black hole”, *Advances in High Energy Physics*, to be published.
- [60] S. W. Hawking, C. J. Hunter, M. M. Taylor-Robinson, “Rotation and the AdS-CFT correspondence”, *Phys. Rev. D* 59 (1999) 064005.
- [61] G. W. Gibbons, H. L, Don N. Page, C.N. Pope, “The general Kerr-de Sitter metrics in all dimensions”, *J. Geom. Phys.* 53 (2005) 49.