

# Mutual influence of supernovae and molecular clouds

Olivier Iffrig<sup>1</sup> and Patrick Hennebelle<sup>1,2</sup>

<sup>1</sup> Laboratoire AIM, Paris-Saclay, CEA/IRFU/SaP – CNRS – Université Paris Diderot, 91191 Gif-sur-Yvette Cedex, France

<sup>2</sup> LERMA (UMR CNRS 8112), Ecole Normale Supérieure, 75231 Paris Cedex, France

Received July 8, 2014 ; accepted —

## ABSTRACT

*Context.* Molecular clouds are known to be turbulent and strongly affected by stellar feedback. Moreover, stellar feedback is believed to be driving turbulence at large scales in galaxies.

*Aims.* We study the role played by supernovae in molecular clouds and the influence of the magnetic field on this process.

*Methods.* We perform three-dimensional numerical simulations of supernova explosions, in and near turbulent self-gravitating molecular clouds. In order to study the influence of the magnetic field, we perform both hydrodynamical and MHD simulations. We also run a series of simple uniform density medium simulations and develop a simple analytical model.

*Results.* We find that the total amount of momentum that is delivered during supernova explosions typically varies by a factor of about 2 even when the gas density changes by 3 orders of magnitude. However, the amount of momentum delivered to the dense gas varies by almost a factor 10 if the supernova explodes within or outside the molecular cloud. The magnetic field has little influence on the total amount of momentum injected by the supernova explosions but increases the momentum injected into the dense gas.

*Conclusions.* Supernovae which explode inside molecular clouds remove a significant fraction of the cloud mass. Supernovae which explode outside have a limited influence on the cloud. It is thus mandatory to know sufficiently well the correlation between supernovae and the surrounding dense material in order to know whether supernovae can regulate star formation effectively.

**Key words.** ISM: clouds – ISM: magnetic fields – ISM: structure – ISM: supernova remnants – Turbulence – Stars: formation

## 1. Introduction

What regulates star formation within galaxies remains an unsolved problem. While it seems clear that it is a consequence of fundamental processes such as gravity, turbulence and magnetic field, it has become clear that stellar feedback is playing a major role both for limiting the star formation efficiency within actively star forming clouds but also to trigger large-scale interstellar turbulence. In turns, turbulence contributes with gravity to regulate the generation of star forming molecular clouds.

Amongst other processes such as ionising radiation (e.g. Matzner 2002), stellar outflows or stellar winds, supernovae (Mac Low & Klessen 2004) are thought to play a fundamental role as they do contain a very significant amount of energy and momentum. Indeed many studies which have attempted to simulate a galactic disk have included supernova feedback both at the scale of a whole galaxy (e.g. Tasker & Bryan 2006; Dubois & Teyssier 2008; Bournaud et al. 2010; Kim et al. 2011; Dobbs et al. 2011; Tasker 2011; Hopkins et al. 2011; Renaud et al. 2013), and at the kpc scale (Slyz et al. 2005; Avillez & Breitschwerdt 2005; Joung & Mac Low 2006; Hill et al. 2012; Kim et al. 2011, 2013; Gent et al. 2013; Hennebelle & Iffrig 2014). In these models it is typically found that the supernova feedback can indeed efficiently trigger large-scale turbulence in the interstellar medium (ISM) leading to a velocity dispersion of the order of 6 – 8 km s<sup>-1</sup>. It is also found that supernovae can prevent run away collapse, leading to star formation rates that are in reasonable agreement with observed values (Kim et al. 2011, 2013; Hennebelle & Iffrig 2014).

To model supernovae in galactic environments, different strategies have been developed. The most fundamental problem is due to the somewhat coarse resolution that is employed

in these large-scale studies (going from typically a few tens of parsecs to a few parsecs). It is not possible to follow the supernova explosions with the resolution required to describe them accurately and in particular to compute properly the impact they have onto the gas. More precisely, during the Sedov phase (see below for further description), the hot gas that fills the supernova bubble is adiabatic and thermal energy is being converted into kinetic energy as the expansion proceeds. When the cooling time of the dense shell that surrounds the bubble becomes comparable to the dynamical time, the thermal energy is efficiently radiated away and the propagation is driven by the shell momentum which stays nearly constant. Knowing precisely this momentum is important in the context of interstellar turbulence and its replenishment. While some authors have directly deposited thermal energy in few grid cells around the supernova location (e.g. Avillez & Breitschwerdt 2005; Joung & Mac Low 2006; Hill et al. 2012), some others have directly considered the momentum injected (e.g. Kim et al. 2011, 2013) in the gas by inserting a velocity field that is radial and diverging. While the first approach may be more self-consistent, it leads to very small time steps because of the very high temperatures (10<sup>7</sup> – 10<sup>8</sup> K) reached in the simulations. Moreover it is generally assumed that the supernova remnants are initially spherical at scales comparable to the resolution which is typically of the order of a few pc. Whether that is a fair assumption may depend on the exact place where the supernova is exploding.

The way to implant supernova feedback in these simulations is largely based on the specific models that have been developed to study the evolution of supernova remnants in a uniform medium (Oort 1951; Sedov 1959; Chevalier 1974; McKee & Ostriker 1977; Cioffi et al. 1988; Ostriker & McKee 1988; Blondin et al. 1998). Three stages are commonly recognized for the evo-

lution of supernova remnants. The first phase is a free expansion phase, where the initial ejecta simply sweep up the ISM. When the mass swept up by the remnant becomes comparable to the mass of the ejecta, the evolution switches to an adiabatic phase as described by the Sedov-Taylor (Sedov 1959) model where the shell radius evolves with time as  $R_s \propto t^{2/5}$ . This phase lasts until the gas behind the shock cools down efficiently (which typically happens around  $10^6$  K), at which point a dense shell forms and snowplows through the ISM thanks to the pressure of the hot gas inside. The snowplow phase has two stages: at the beginning, the evolution is driven by the internal pressure, following the pressure-driven snowplow model (Cioffi et al. 1988). If the ambient medium is dense, this phase can be very short and have a timescale similar to the transition timescale. When the internal pressure support vanishes, the shell expands freely through the medium, following the momentum-conserving snowplow model (Oort 1951) where the shell radius follows  $R_s \propto t^{1/4}$ . To address the question of the efficiency with which supernovae may drive the turbulence into the galaxies, a key question is how much momentum is delivered by supernova remnants in the ISM? In this respect a remarkable result has been inferred (e.g. Blondin et al. 1998), the total momentum injected by the supernova has a weak dependence on the gas density (see below for more details) of the surrounding gas suggesting that a constant value can be assumed in simulations.

Generally speaking, because the ISM is very inhomogeneous, the medium in which supernova remnants propagate is expected to present density contrasts of several orders of magnitude. How does it modify the supernova remnant evolution? Does it affect the total amount of momentum that is eventually delivered in galaxies? Another related aspect that has received little attention is the influence that magnetic fields may have on the remnant, in particular whether the magnetic field may alter the amount of momentum injected into the ISM.

A complementary question is the impact that supernovae may have on molecular clouds as they explode. While the impact of HII regions (Matzner 2002; Dale et al. 2012, 2013), protostellar outflows (Li & Nakamura 2006) and the combined effect of protostellar outflows and stellar winds (Dale et al. 2014) has been investigated, the impact supernovae may have on the molecular clouds has received less attention. However, it is currently estimated that about 10 – 20 % of the observed supernova remnants are interacting with a molecular cloud (Fukui et al. 2003; Hewitt et al. 2009; Chen et al. 2013). The significance of this number is however not straightforward to interpret. While one would expect about 1000 supernova remnants in our Galaxy, only  $\approx 300$  have been observed so far (e.g. Brogan et al. 2006). The reason of this deficiency is not clearly established. On the one hand supernovae that explode in a rarefied medium ( $n \ll 1 \text{ cm}^{-3}$ ) may explode without leaving an identifiable remnant (Chu & Mac Low 1990), but on the other hand, supernovae that explode in a dense medium will have a small remnant radius and will quickly dissipate (see Fig. 2), thus may also be difficult to see. Therefore the question of where most of the remnants are being located remains to be clarified.

Motivated by evidence for interaction between supernovae and molecular clouds such as N49 (Shull 1983), a few analytical studies have been performed (Shull et al. 1985; Chevalier 1999). More recently, hydrodynamical numerical simulations of a supernova explosion taking place in a dense clump have been performed by Rogers & Pittard (2013). These simulations include stellar winds, which operate before supernovae explode. They do not however include gravity and magnetic field. The authors conclude that the supernova remnant tends to escape the cloud

quickly without depositing a substantial fraction of its energy. They nevertheless show that the supernovae trigger a mass flux that is about 10 times the loss induced by the stellar winds.

In this paper, we investigate the evolution of supernova remnants in molecular clouds. To quantify accurately the amount of momentum that is delivered in the surrounding medium, we focus on a single event. We perform numerical simulations of supernovae in uniform and turbulent, cloud-like medium, taking into account cooling, self-gravity and magnetic field. We specifically investigate the role of the latter by comparing hydrodynamical and magnetized simulations. To assess our calculations, we present a simple but robust model for momentum and kinetic energy feedback, based on the well-known remnant evolution models (Oort 1951; Sedov 1959) and compare it to our simulations.

Section 2 describes the numerical setup: the physics taken into account, the initial conditions and the resolution. The results of the uniform medium simulations are detailed in section 3, and the results of the turbulent simulations are described in section 4. Section 5 concludes the paper.

## 2. Numerical setup

### 2.1. Physical processes

Our simulations include various physical processes known to be important in molecular clouds. We solve the ideal MHD equations with self-gravity and take into account the cooling and heating processes relevant to the ISM.

The equations we solve are

$$\partial_t \rho + \nabla \cdot (\rho \mathbf{v}) = 0, \quad (1)$$

$$\partial_t (\rho \mathbf{v}) + \nabla \cdot \left( \rho \mathbf{v} \otimes \mathbf{v} + \left( P + \frac{B^2}{8\pi} \right) \mathbf{I} - \frac{\mathbf{B} \otimes \mathbf{B}}{4\pi} \right) = -\rho \nabla \phi, \quad (2)$$

$$\partial_t E + \nabla \cdot \left( \left( E + P - \frac{B^2}{8\pi} \right) \mathbf{v} + \frac{1}{4\pi} \mathbf{B} \times (\mathbf{v} \times \mathbf{B}) \right) = -\rho \mathbf{v} \cdot \nabla \phi - \rho \mathcal{L}, \quad (3)$$

$$\partial_t \mathbf{B} - \nabla \times (\mathbf{v} \times \mathbf{B}) = 0, \quad (4)$$

$$\Delta \phi - 4\pi G \rho = 0, \quad (5)$$

with  $\rho$ ,  $\mathbf{v}$ ,  $P$ ,  $\mathbf{B}$ ,  $\phi$ ,  $E$  respectively being the density, velocity, pressure, magnetic field, gravitational potential and total (kinetic plus thermal plus magnetic) energy. The loss function  $\mathcal{L}$ , includes UV heating and a cooling function with the same low-temperature part as in Audit & Hennebelle (2005) and the high-temperature part based on Sutherland & Dopita (1993), resulting in a function similar to the one used in Joung & Mac Low (2006).

We trigger supernovae at given positions in space and time by injecting  $10^{51}$  erg of thermal energy within a sphere of radius equal to 2 computing cells.

### 2.2. Uniform density simulations

As a preliminary study, we run simulations of a supernova remnant going through a uniform medium, in order to compare our results with previous work (Oort 1951; Sedov 1959; Chevalier 1974; Cioffi et al. 1988; Ostriker & McKee 1988). We consider several densities ranging from 1 to 1000 particles per cubic centimeter, with an appropriate box size between 160 and 40 pc. The gas is initially at thermal equilibrium. Table 1 gives the four initial conditions.

Box size (pc)	Density (cm <sup>-3</sup> )	Temperature (K)
160	1	4907.8
80	10	118.16
80	100	36.821
40	1000	19.911

**Table 1.** Initial conditions for the uniform cases. The gas is initially at rest.

To study the influence of the magnetic field, we run both a set of hydrodynamical simulations and a set of MHD simulations for which the magnetic field is initially uniform and has an intensity of  $5 \mu\text{G}$ . The results of these simulations are similar to the hydrodynamical case and are described in Appendix C.

### 2.3. Turbulent simulations

Clouds are turbulent and present large density contrasts and a complex structure induced by supersonic turbulence. In order to reproduce this in our simulations, we set up a spherical density profile and we add a turbulent velocity field, we then let the cloud evolve for about one crossing time.

More precisely, we consider a spherical cloud with a profile given by  $\rho = \rho_0 / (1 + (r/r_0)^2)$  where  $\rho_0 = 9370 \text{ cm}^{-3}$  and  $r_0 = 1.12 \text{ pc}$ . The edge density is initially equal to  $\rho_0/10$ . The total mass within this inner region is  $10^4 M_\odot$ . In order to avoid a sharp transition with the diffuse ISM and to mimic the HI haloes observed around molecular clouds (e.g., Elmegreen & Elmegreen 1987; Hennebelle & Falgarone 2012), we add around it a uniform density cloud of density  $\rho_0/100 \simeq 93 \text{ cm}^{-3}$ . The radius of this HI haloes is about  $6.8 \text{ pc}$  and it contains a mass equal to about  $5 \times 10^3 M_\odot$ . In the rest of the computational box the initial density is equal to  $1 \text{ cm}^{-3}$ .

The cloud is initially at thermal equilibrium and is surrounded by warm neutral medium at a temperature of  $8000 \text{ K}$ .

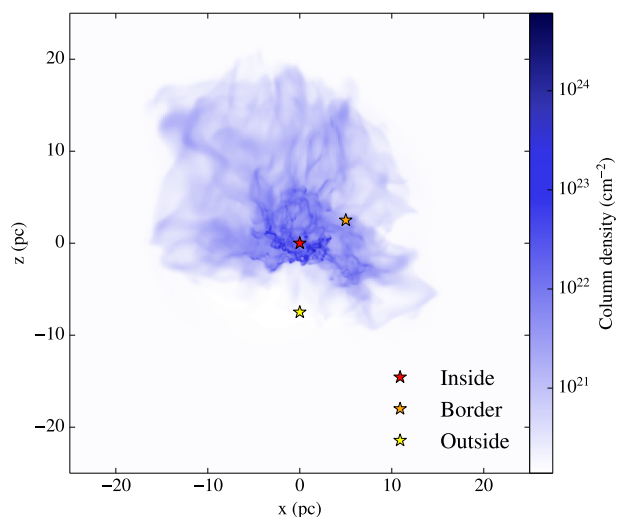
The ratio of the thermal over gravitational energy is initially equal to about  $1\%$ . We inject a turbulent velocity field into the cloud. The velocity field presents a Kolmogorov power spectrum and has random phase. The kinetic energy is initially about  $100\%$  of the gravitational energy meaning that the cloud is globally supported by turbulence.

We let the cloud evolve for  $1.25 \text{ Myr}$  in order for the turbulence to develop and trigger density (and magnetic field) fluctuations self-consistently, before adding a supernova.

To explore the influence that the supernova position may have on the result, we run three simulations with three different supernova positions (*inside*, *at the border* and *outside* of the cloud), and one without supernova. Figure 1 shows the positions of the supernova explosions with respect to the cloud. In the *inside* run, the supernova explodes in a density of about  $700 \text{ cm}^{-3}$ , in the *border* run the density is closer to  $20 \text{ cm}^{-3}$ , and in the *outside* run it is about  $1.2 \text{ cm}^{-3}$ .

### 2.4. Numerical code and resolution

We run our simulations with the RAMSES code (Teyssier 2002; Fromang et al. 2006), an adaptive mesh code using a Godunov scheme and a constrained transport method to solve the MHD equations, therefore ensuring the nullity of the magnetic field divergence. We use two levels of adaptive mesh refinement on a  $256^3$  base grid, leading to a maximum resolution around  $0.05 \text{ pc}$  for the turbulent case for which the box size is equal to  $50 \text{ pc}$ , and



**Fig. 1.** Positions of the supernovae injected in the cloud simulations.

between  $0.04$  and  $0.16 \text{ pc}$  for the uniform case. The refinement criterion is based on the Jeans length, which must be described by at least  $10$  computational cells in the turbulent cloud runs and on the pressure gradient in the uniform density runs. We limited the resolution because of the presence of very hot (temperatures over  $10^7 \text{ K}$ ), high-velocity (over  $100 \text{ km s}^{-1}$ ) gas due to the supernova, which enforces a small time step. We integrate until we reach stationarity in the uniform case. In the turbulent cloud runs, since gravity is treated, the cloud keeps evolving and we have integrated up to about  $5 \text{ Myr}$  which is sufficient to quantify the impact of the supernova onto the cloud.

For the turbulent simulations, the blast waves quickly reach the edge of the computational domain and in order to let the energy flow out of the box, we use vanishing gradient boundary conditions, except for the normal component of the magnetic field for which a vanishing divergence condition is enforced.

To assess our results, we have also performed  $2$  runs with a base grid of  $512^3$  and  $2$  more AMR levels. One of these runs has the same computational box size of  $50 \text{ pc}$ , therefore implying a spatial resolution  $2$  times higher while the other one has a box size equal to  $100 \text{ pc}$ , which allows to follow the supernova remnant for a longer time and to verify that the total amount of momentum injected in the surrounding ISM has indeed reached stationarity.

## 3. Evolution of a supernova remnant in a uniform medium

As recalled previously,  $3$  phases are typically expected during supernova explosions, the free expansion phase for which the mass of the remnant dominates the swept-up mass, the Sedov-Taylor phase, during which the expansion is adiabatic and finally the snowplow phase, during which the dense shell can radiate energy efficiently. In our simulations, given the temporal and spatial resolution, we cannot observe the free expansion phase. We observe the adiabatic phase, the pressure-driven snowplow phase, and the momentum-conserving snowplow phase (for the runs with the highest ambient densities).

### 3.1. Simple analytical trends

For the adiabatic phase, Sedov’s analytical model (Sedov 1959) predicts a total momentum of

$$p_{43} = 1.77 n_0^{1/5} E_{51}^{4/5} t_4^{3/5} \quad (6)$$

where  $p_{43}$  is the total momentum in units of  $10^{43}$  g cm s<sup>-1</sup>,  $n_0$  is the particle density in cm<sup>-3</sup>,  $E_{51}$  is the supernova energy in units of  $10^{51}$  erg, and  $t_4$  is the age of the remnant in units of  $10^4$  yr.

We define the transition time  $t_{tr}$  to be the moment when the age of the remnant becomes equal to the cooling time  $\tau_{cool}$  of the shell which is given by

$$\tau_{cool} = \frac{3}{2} k_B \frac{n_s T_s}{n_s^2 \Lambda_s}, \quad (7)$$

where  $n_s$  and  $T_s$  are the gas density and temperature of the shell, and  $\Lambda_s$  the net cooling (in erg cm<sup>3</sup> s<sup>-1</sup>).

Below we estimate the transition time  $t_{tr}$  numerically but it is worth inferring explicitly the relevant dependence. The net cooling  $\Lambda_s$  can be approximated as (e.g. Blondin et al. 1998)

$$\Lambda(T) \propto \frac{1}{T} \quad (8)$$

The temperature and the density in the shell are given by the Rankine-Hugoniot conditions. For a monoatomic gas we thus have

$$n_s = 4n_0, \quad T_s \propto v_s^2. \quad (9)$$

The evolution of the shell radius is given by  $R_s \propto (Et^2/n_0)^{1/5}$ . Thus we get

$$v_s^4 \propto n_0^{-4/5} E^{4/5} t^{-12/5}. \quad (10)$$

Combining Eqs. (7), (8), (9) and (10), we get

$$t_{tr} \simeq \tau_{cool} \propto \frac{T_s^2}{n_s} \propto n_0^{-9/5} E^{4/5} t_{tr}^{-12/5}, \quad (11)$$

therefore

$$t_{tr} \propto n_0^{-9/17} E^{4/17}. \quad (12)$$

Using Eq. (6) and Eq. (12), we can estimate the dependence of the shell momentum at the transition time,  $t_{tr}$ , we get

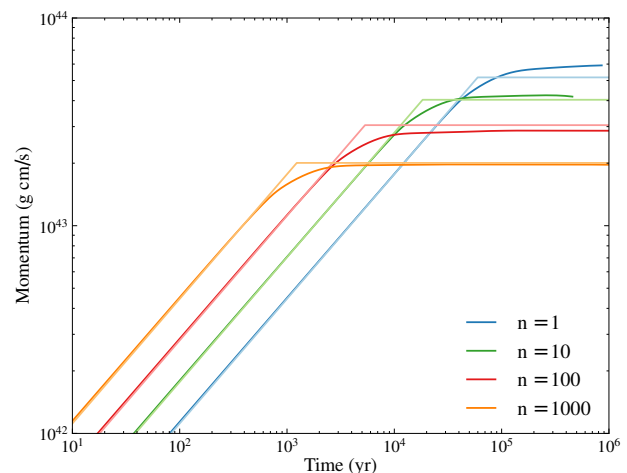
$$p_{43} \propto n_0^{-2/17} E^{16/17}. \quad (13)$$

Thus we see that the total momentum delivered in the ISM has a weak dependence on the medium density. For example, changing the density by a factor of  $10^3$ , leads to a momentum variation of about 2 – 2.5.

### 3.2. Momentum injection: result

Figure 2 shows the integrated radial momentum as a function of time for the 4 uniform density simulations. We clearly observe two phases of the remnant’s evolution: the adiabatic (Sedov-Taylor) phase, conserving energy for which the momentum follows  $p \propto n_0^{1/5} t^{3/5}$ , and the momentum-conserving (for the highest ISM densities only), and pressure-driven snowplow (Oort 1951; Cioffi et al. 1988).

Figure 2 also shows the analytical prediction stated by Eq. (6) and valid before the transition time. As can be seen the agreement is excellent.



**Fig. 2.** Integrated radial momentum for the uniform simulations. The thin straight lines correspond to the analytical trends described in sect. 3.1. Two main phases can be distinguished. First during the Sedov-Taylor phase, the momentum increases with time. Then during the radiative snowplow phase, the momentum is nearly constant. The dependence of the momentum on the ISM density is rather shallow.

$n_0$ (cm <sup>-3</sup> )	$t_{tr}$ (10 <sup>4</sup> yr)	$p_f$ (10 <sup>43</sup> g cm s <sup>-1</sup> )
1	2.99	5.18
10	0.919	4.04
100	0.267	3.04
1000	0.0616	2.01

**Table 2.** Transition time  $t_{tr}$  and final momentum  $p_f$  as a function of the ambient density  $n_0$

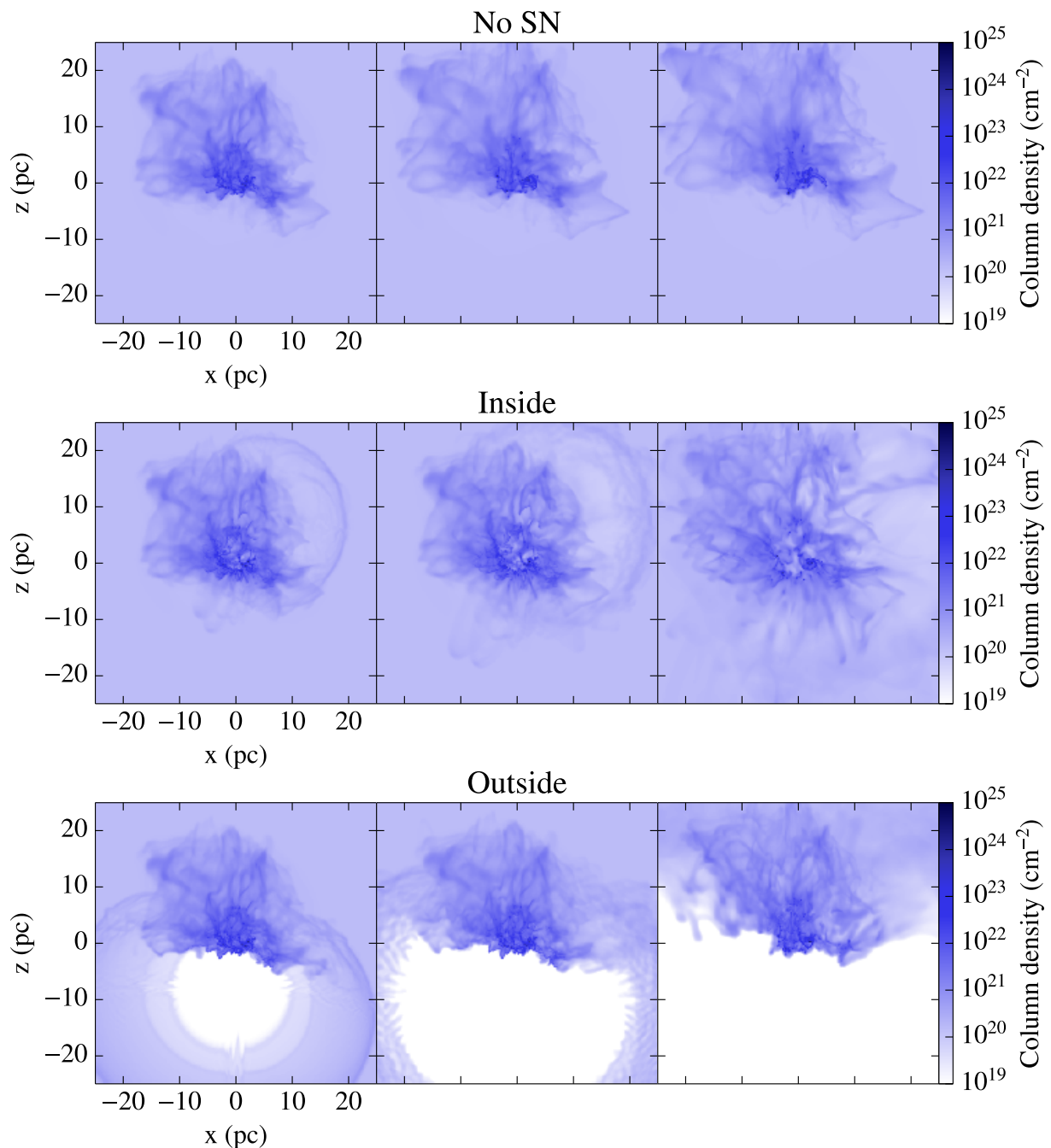
To model analytically the second phase, we solve numerically the equation  $t_{tr} = \tau_{cool}$ , that is to say we use the complete cooling function instead of using Eq. (8). For the highest ambient densities ( $n_0 \geq 10$ ), the momentum injection is reasonably well fitted by the momentum-conserving snowplow model with the final momentum  $p_f$  taken to be the momentum of a Sedov-Taylor blast wave at  $2t_{tr}$  (the numerical values are given by table 2). Some small deviations are found with the lowest density case because the pressure within the shell is still higher than the surrounding pressure and the shell keeps accelerating. When the surrounding gas density varies by 3 orders of magnitude, the total momentum varies by a factor of about 2.5.

We also compared the injected kinetic energy with analytical trends derived from the same models, again with good agreement. The details are given in appendix A.

Altogether, the numerical and analytical results agree well with previous works. Importantly, they show that the total amount of momentum delivered in the surrounding ISM is expected to have a weak dependence on the surrounding density.

## 4. Supernova explosions in turbulent molecular clouds

We now present the simulation results for supernova explosions within molecular clouds. We performed both hydrodynamical and MHD runs. The results of the MHD runs are similar to the hydrodynamical runs and are described in Appendix C.



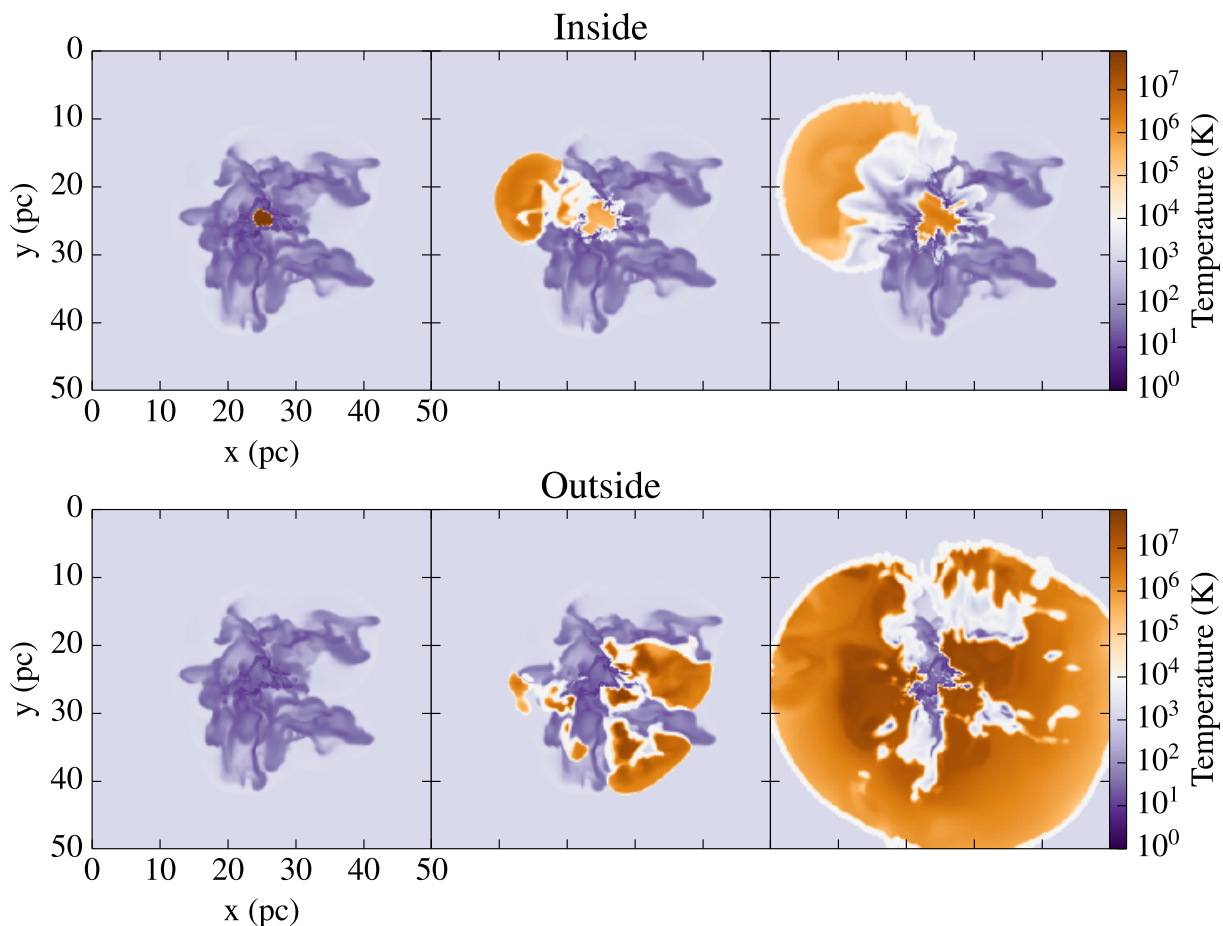
**Fig. 3.** Column density maps for the turbulent hydrodynamical simulations. Top panel: no supernova, 0.27, 0.85, 1.4 Myr after injection time ; middle panel: supernova inside ; bottom panel: supernova outside, both after 100, 200 and 750 kyr.

#### 4.1. Qualitative description

Figures 3 and 4 show the column density and a temperature slice ( $z = 0$ ) of the cloud without supernova (top panels), with the supernova inside (middle panels) and outside (bottom panels) (see Fig. 1) at three different time steps. The top panels show a complex multi-scale column density similar to what has been found in many simulations (e.g. Ballesteros-Paredes et al. 2007; Hennebelle & Falgarone 2012). The dense gas rapidly collapses into several objects under the influence of gravity. The second row shows that the hot gas that is initially located inside the dense cloud is rapidly able to escape through channels of more diffuse gas, which has been pushed by the high pressure. Once it reaches the outside medium, a bubble forms and propagates as found pre-

viously. The propagation in the rest of the cloud remains limited but is nevertheless happening. Indeed, the high pressure is enhancing the contrast inside the cloud by creating regions of very low density and by compressing further the dense clumps.

The temperature plot (Fig. 4) also reveals interesting behaviours. In the *inside* run, the high pressure gas quickly opens up a chimney through the cloud by pushing the diffuse material. Once it reaches the diffuse ISM, the supernova remnant starts expanding and develops in a spherical shell. The *outside* run shows a different evolution. The explosion is broadly spherical from the very beginning. The hot gas tends to penetrate in between the dense regions within the cloud and quickly surrounds it, therefore compressing the diffuse material.



**Fig. 4.** Temperature maps for the turbulent hydrodynamical simulations 1, 20 and 100 kyr after supernova injection time. Top panel: supernova inside ; bottom panel: supernova outside (in this view the explosion takes place behind the cloud).

#### 4.2. Total momentum injection

In order to quantify the global impact a supernova embedded in a molecular cloud may have on the surrounding ISM, we first calculate the total radial momentum and kinetic energy as a function of time. Since the gas is initially moving, it may not be straightforward to discriminate between the contribution of the supernova and the initial condition. However, the momentum of the latter before the supernova explodes is about 10 times smaller than the peak value reached once the supernova has taken place. The results concerning the injection of kinetic energy being of lesser importance, we describe them in appendix A.

Top panel of Fig. 5 shows the evolution of radial momentum for the 3 runs, *inside*, *border* and *outside*, compared to the models described sect. 3.2 valid for the uniform density runs. The vertical dashed lines show the time at which the supernova remnant starts leaving the box and at this point, or shortly after, the total momentum decreases. Bottom panel of Fig. 5 shows the results for the same simulation but performed with a computational box 2 times larger. As can be verified from the total momentum values, the maximum obtained with the 50 pc box is close to the maximum value obtained with the 100 pc box. Numerical convergence can also be assessed from this same diagram as a simulation with 2 times better resolution is also presented.

The injected momentum follows an evolution that is different from any of the uniform density models. This is relatively unsurprising given that the structure of the clouds is far from being spherical and entails a wide distribution of densities which

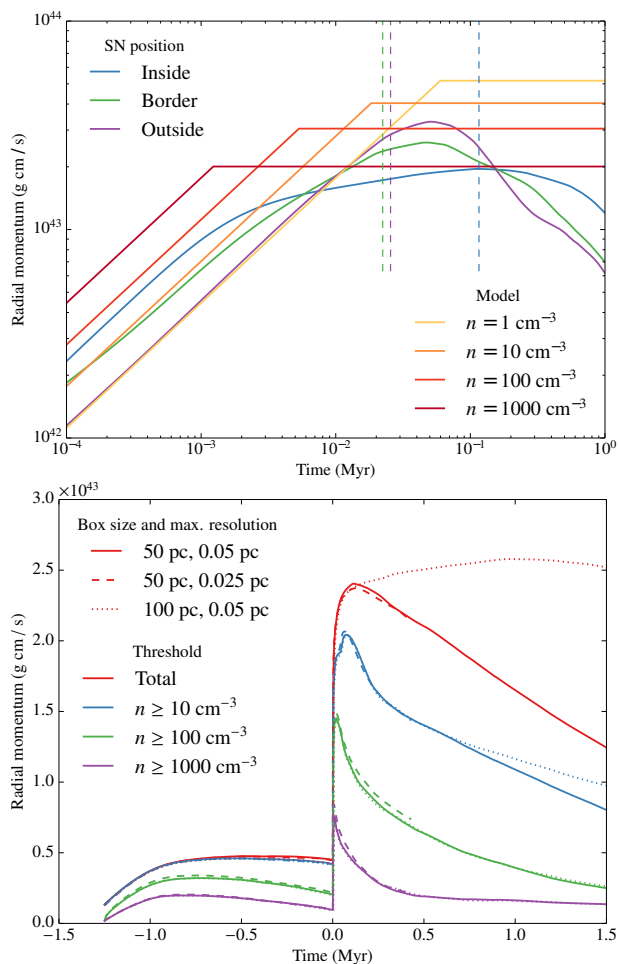
spans about 6 orders of magnitude (see appendix B for details). Note that the trends are qualitatively similar to the uniform density case, that is to say the *outside* run tends to be closer to the lower density uniform models than the *inside* run. In spite of these significant differences with the uniform density runs, the total momentum injected by the supernova does not vary much and remains close to the values inferred in the uniform density case, i.e. a few  $10^{43}$  g cm s $^{-1}$ .

This result constitutes an important generalisation of the uniform models and suggests that the feedback from supernovae in star forming regions and, more generally in galaxies, can be modelled by adopting a simple prescription of a few  $10^{43}$  g cm s $^{-1}$  being released in the ISM.

#### 4.3. Mass distributions: impact of the supernova on the cloud

As can be seen in Fig. 6, which shows the mass above various thresholds as a function of time in the 4 runs (without supernova, *outside*, *border* and *inside*), the supernova does not change the high-density part of the mass distribution (relatively to the rest of the gas), but produces very diffuse gas and hot material. The details of the density distribution, not shown here for conciseness, are presented in appendix B.

In the run without feedback (top panel), the fraction of gas of densities larger than  $10$  and  $10^2$  cm $^{-3}$  drops during the 2 first Myr because the cloud is slightly supervirial and therefore expands. As turbulence decays, gravity takes over and the mass of

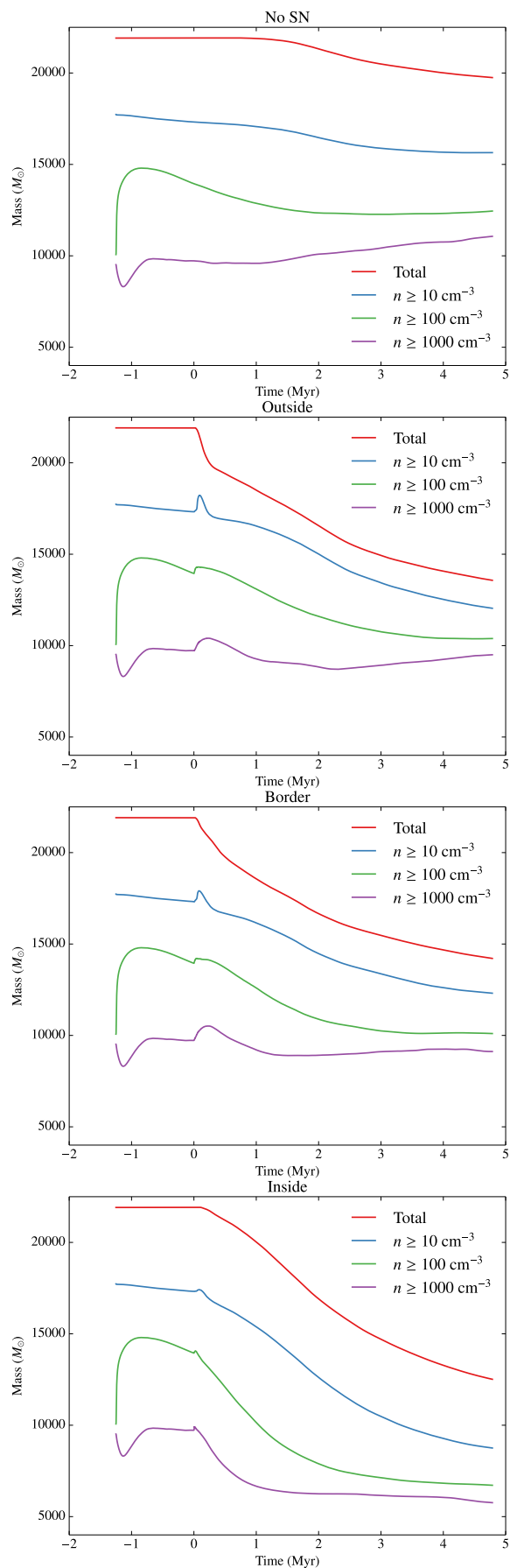


**Fig. 5.** Top panel: total radial momentum, comparison between turbulent simulations and the analytical model for various densities. The vertical lines correspond to the time at which the gas starts leaving the computational domain (from left to right: border, outside, inside). Bottom panel: *inside* run for 2 different box sizes and 2 numerical resolutions.

gas denser than  $10^2$  and  $10^3 \text{ cm}^{-3}$  increases with time as the collapse proceeds. Note that the decrease of the total mass is due to diffuse gas leaving the computational box. While this leak of material remains limited in the run without supernova, it is more important for the runs with supernova explosions. As shown in bottom panel of Fig. 5, this effect does not affect the  $10^2$  and  $10^3 \text{ cm}^{-3}$  thresholds and the  $10 \text{ cm}^{-3}$  one only marginally. This can be seen by comparing the solid lines (50 pc box size) with the dotted ones (100 pc box size).

In the *inside* run (bottom panel of Fig. 6), the amount of gas denser than  $10^2$  and  $10^3 \text{ cm}^{-3}$  stiffly drops after the supernova explosions and reaches after 2 Myr values of about 6 and  $7 \times 10^3 M_{\odot}$  respectively. Later evolution suggests that these numbers do not evolve significantly. At 4 – 5 Myr, these masses are almost 2 times smaller than in the run without supernova. This clearly shows the impact that supernova feedback has onto molecular clouds. For the case of the present configuration, that is to say a cloud of mass  $\approx 10^4 M_{\odot}$  which is about 2 times supercritical, a supernova can reduce the mass that would eventually form stars by a factor on the order of 2 (see section 4.5 for a more quantitative estimate).

As can be seen from *outside* and *border* runs (second and third panels respectively), this effect is very sensitive to the po-



**Fig. 6.** Mass above density thresholds  $10, 100, 1000 \text{ cm}^{-3}$  in the case without supernova (top panel) and *outside* (second panel), *border* (third panel) and *inside* (bottom panel) runs.

sition of the supernova in the cloud. Indeed the amount of dense gas is only slightly reduced in the *outside* run with respect to the run without supernova. This is in good agreement with the results inferred by Hennebelle & Iffrig (2014) where kpc simulations have been performed. In particular, they found that the impact that supernovae have in reducing the star formation rate decreases as the distance between the supernova and the collapsing regions (represented by Lagrangian sink particles) increases.

#### 4.4. Momentum injection with respect to density

Figure 7 shows the injected radial momentum for three density thresholds and the three supernova locations. Significantly less momentum is injected in denser regions. While for *inside* runs and for the  $10^2$  and  $10^3$   $\text{cm}^{-3}$  density thresholds, the amount of momentum is about  $1.2$  and  $0.7 \times 10^{43}$   $\text{g cm s}^{-1}$  respectively, these values are about  $0.3$  and  $0.1 \times 10^{43}$   $\text{g cm s}^{-1}$  for the *outside* runs.

In the case when the supernova explosion takes place inside the cloud, momentum is transferred to high density medium more efficiently than in the other cases, probably because the supernova remnant is trapped within the dense gas of the cloud, whereas in the other cases a significant part of the remnant moves through diffuse medium. The momentum associated to dense gas quickly drops because this dense high momentum gas quickly reexpands and therefore becomes diffuse, in good agreement with the bottom panel of Fig. 6.

This shows once again that the impact supernovae have onto the cloud significantly depends on their positions. While the differences between the *inside* and *outside* runs show that a shift of a few pc in distance can make a difference of several onto the impact it has on the clouds, supernovae exploding even further away from the clouds would obviously have an even weaker impact onto the dense gas. This highlight the fact that while the amount of momentum injected into the ISM is a very useful piece of information, it is nevertheless vastly insufficient. A more detailed knowledge of where a supernova exactly occurs is necessary in order to quantify the real influence it has on the ISM.

#### 4.5. An analytical estimate

To estimate the fraction of mass,  $f_m$  that is expelled by the supernova explosion, we can simply compare the amount of momentum that is delivered by the supernova and the momentum necessary to unbind a mass  $f_m M_c$  from the cloud of mass  $M_c$  and radius  $R_c$ . The escape velocity is given by

$$v_{esc} = \sqrt{\frac{2M_c G}{R_c}}, \quad (14)$$

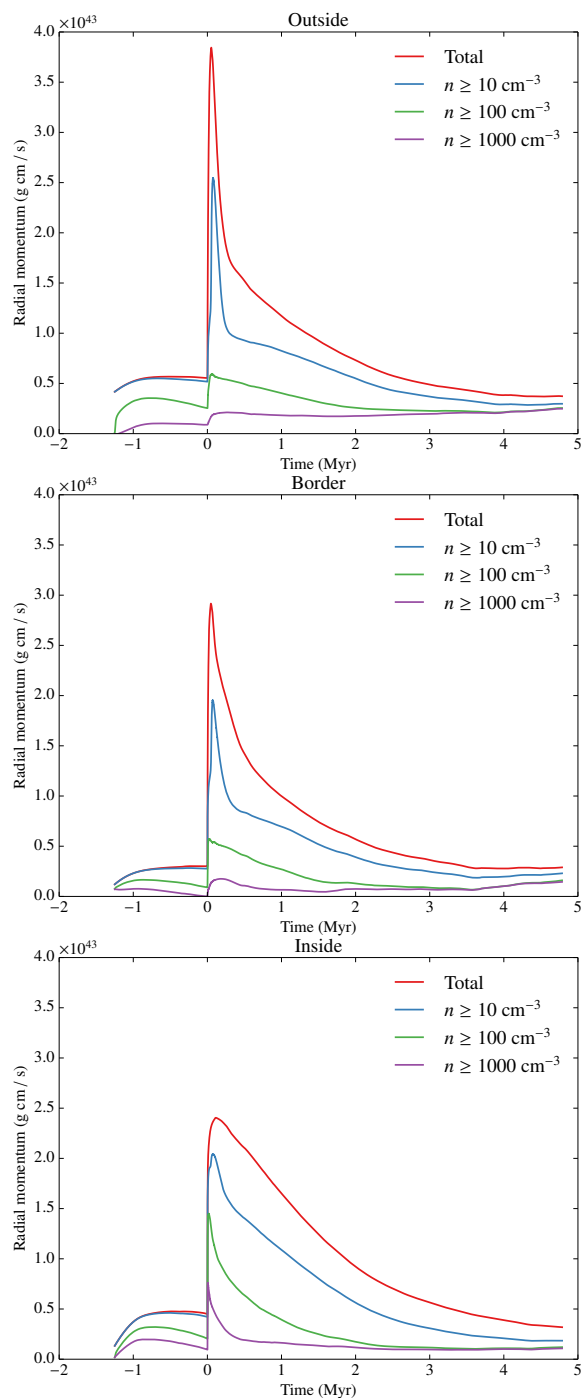
therefore we must have

$$\frac{p}{f_m M_c} \simeq v_{esc}, \quad (15)$$

$$f_m = \frac{p R_c^{1/2}}{\sqrt{2} M_c^{3/2} G^{1/2}}. \quad (16)$$

Taking  $M_c \simeq 10^4 M_\odot$ ,  $p \simeq 10^{43}$   $\text{g cm s}^{-1}$  and  $R_c \simeq 5$  pc (estimated from Fig. 3), we get

$$f_m \simeq 1.2 \frac{p}{10^{43} \text{g cm s}^{-1}} \left(\frac{R_c}{5 \text{ pc}}\right)^{1/2} \left(\frac{M_c}{10^4 M_\odot}\right)^{-3/2}, \quad (17)$$



**Fig. 7.** Evolution of momentum for densities above thresholds 10, 100, 1000  $\text{cm}^{-3}$  in the *outside*, *border* and *inside* cases.

which for a cloud of  $1.25 \times 10^4 M_\odot$  (as estimated from Fig. 6, bottom panel) gives  $f_m = 0.87$ .

This value is in reasonable agreement with the numbers inferred from Fig. 6, since the mass of gas above  $10^3 \text{ cm}^{-3}$  in density in the *inside* run at 5 Myr is about  $6 \times 10^3 M_\odot$ , while the momentum injected in this dense gas (from Fig. 7 at  $t = 0$ ) is  $0.7 \times 10^{43}$   $\text{g cm/s}$ , leading to a fraction of expelled dense gas around 0.6. As mentioned above in the case without feedback the mass of the dense gas is typically 2 times larger than in the *inside* run (bottom panel). Given the complexity of the problem it is difficult to seek for a more quantitative prediction.



Of course, this estimate is valid for a single supernova event while in practice, their number should be roughly equal to the total mass of stars divided by about  $120 M_{\odot}$ . The momentum,  $p$ , must therefore be multiplied by the number of supernovae events  $N_s$ . Their total number will eventually be of the order of  $\approx (1 - f_m) * M_c / 120$ , leading to

$$f_m \approx \frac{1}{1 + 10^{-2} \left( \frac{p}{10^{43} \text{ g cm s}^{-1}} \right)^{-1} \left( \frac{R_c}{5 \text{ pc}} \right)^{-1/2} \left( \frac{M_c}{10^4 M_{\odot}} \right)^{1/2}}, \quad (18)$$

where  $p$  is the momentum that is effectively injected in the star forming gas. As discussed above, this value may vary substantially from one supernova to another. This value of  $f_m$  is obviously an upper estimate as it would lead to very small star formation efficiency,  $1 - f_m$ . In practice, since supernovae typically arrive after  $10 - 20$  Myr, a significant amount of mass has already been converted into stars. It is however clear that if the supernovae are still sufficiently embedded into the molecular cloud when the massive stars start exploding, only a few of them will be enough to disperse the cloud entirely. As discussed above the efficiency depends on the correlation between the massive stars and the dense gas. As emphasized in other works (Matzner 2002; Dale et al. 2013), ionising radiation may have already pushed away the surrounding gas. It must be reminded however that ionising radiation has little impact on dense material. Therefore detailed investigations are required to conclude.

Finally, we note that in their paper, Rogers & Pittard (2013) report the mass flux at their box boundaries. Clearly, the supernova significantly dominates the effect of the stellar winds (see their figure 10). The integrated mass flux is a few  $10^3 M_{\odot}$  and therefore comparable to the cloud mass. Since they also include losses from the red supergiant and Wolf-Rayet phase, it is hard to infer the quantitative mass lost due to the supernova in this work but the values are broadly similar with our results.

## 5. Conclusions

We have performed a series of numerical simulations to study supernova explosions in the interstellar medium. We considered both uniform density medium and turbulent star forming clouds and ran hydrodynamical and MHD simulations.

In good agreement with previous works and simple analytical considerations, we found that the total amount of momentum that is delivered in the surrounding ISM is weakly dependent on the density. This is true both for a uniform density medium and for a turbulent cloud.

However, the impact a supernova has onto a molecular cloud significantly depends on its location. If it is located outside the molecular cloud, its impact on the dense gas remains fairly limited and only a few percent of the momentum is given to the dense gas. When the supernova explodes inside the molecular cloud, up to one half of the momentum can be given to the dense gas. Consequently, supernovae can reduce significantly the mass of the cloud when they explode inside while they will barely affect the amount of dense gas if they explode outside. For the conditions we explore, that is to say a  $10^4 M_{\odot}$  molecular cloud, we find that up to half of the mass can be removed by one supernova explosion. Simple analytical considerations suggest that these results can be understood by comparing the amount of momentum delivered with the momentum required to escape the gravitational potential of the cloud.

The magnetic field has overall a weak impact on the mutual influence between molecular clouds and supernovae. In particular, it does not influence the total amount of momentum delivered

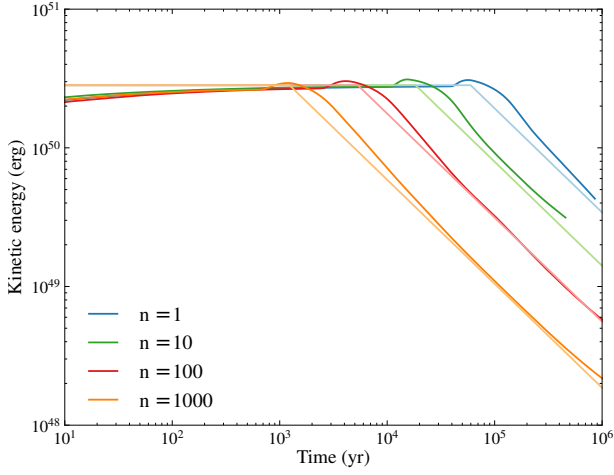
onto the ISM. It tends however to enhance the effect a supernova has onto the cloud when it is located inside. For the conditions we explore, the momentum injected in the dense gas increases by about 50 % and the mass that is removed in approximately the same proportion.

Our results suggest that the influence that supernovae have onto molecular clouds and in particular their ability to regulate the star formation in galaxies, depends on their exact location.

*Acknowledgements.* It is a pleasure to thank Eve Ostriker for stimulating discussions and insightful suggestions, Anne Decourchelle and Jean Ballet for enlightening elements regarding the observations of supernovae remnants and Matthieu Gounelle for triggering our interest in supernova explosions. We thank the anonymous referee for a careful reading of the manuscript which has significantly improved the paper. This work was granted access to HPC resources of CINES under the allocation x2014047023 made by GENCI (Grand Equipement National de Calcul Intensif). PH acknowledges the financial support of the Agence Nationale pour la Recherche through the COSMIS project. This research has received funding from the European Research Council under the European Community's Seventh Framework Programme (FP7/2007-2013 Grant Agreement no. 306483 and no. 291294).

## References

- Audit, E. & Hennebelle, P. 2005, *A&A*, 433, 1  
 Avillez, M. A. & Breitschwerdt, D. 2005, *A&A*, 436, 585  
 Ballesteros-Paredes, J., Klessen, R. S., Mac Low, M.-M., & Vazquez-Semadeni, E. 2007, in *Protostars and Planets V*, ed. B. Reipurth, D. Jewitt, & K. Keil (University of Arizona Press, Tucson), 63–80  
 Blondin, J. M., Wright, E. B., Borkowski, K. J., & Reynolds, S. P. 1998, *ApJ*, 500, 342  
 Bournaud, F., Elmegreen, B. G., Teyssier, R., Block, D. L., & Puerari, I. 2010, *MNRAS*, 409, 1088  
 Brogan, C. L., Gelfand, J. D., Gaensler, B. M., Kassim, N. E., & Lazio, T. J. W. 2006, *ApJ*, 639, L25  
 Chen, Y., Jiang, B., Zhou, P., et al. 2013, *ArXiv e-prints*  
 Chevalier, R. A. 1974, *ApJ*, 188, 501  
 Chevalier, R. A. 1999, *ApJ*, 511, 798  
 Chu, Y.-H. & Mac Low, M.-M. 1990, *ApJ*, 365, 510  
 Cioffi, D. F., McKee, C. F., & Bertschinger, E. 1988, *ApJ*, 334, 252  
 Dale, J. E., Ercolano, B., & Bonnell, I. A. 2012, *MNRAS*, 424, 377  
 Dale, J. E., Ercolano, B., & Bonnell, I. A. 2013, *MNRAS*, 430, 234  
 Dale, J. E., Ngoumou, J., Ercolano, B., & Bonnell, I. A. 2014, *MNRAS*, 442, 694  
 Dobbs, C. L., Burkert, A., & Pringle, J. E. 2011, *MNRAS*, 417, 1318  
 Dubois, Y. & Teyssier, R. 2008, *A&A*, 477, 79  
 Elmegreen, B. G. & Elmegreen, D. M. 1987, *ApJ*, 320, 182  
 Fromang, S., Hennebelle, P., & Teyssier, R. 2006, *A&A*, 457, 371  
 Fukui, Y., Moriguchi, Y., Tamura, K., et al. 2003, *PASJ*, 55, L61  
 Gent, F. A., Shukurov, A., Fletcher, A., Sarson, G. R., & Mantere, M. J. 2013, *MNRAS*, 432, 1396  
 Hennebelle, P. & Falgarone, E. 2012, *A&A Rev.*, 20, 55  
 Hennebelle, P. & Iffrig, O. 2014, *A&A*, 570, A81  
 Hewitt, J. W., Yusef-Zadeh, F., & Wardle, M. 2009, *ApJ*, 706, L270  
 Hill, A. S., Joung, M. R., Mac Low, M.-M., et al. 2012, *ApJ*, 750, 104  
 Hopkins, P. F., Quataert, E., & Murray, N. 2011, *MNRAS*, 417, 950  
 Joung, M. K. R. & Mac Low, M.-M. 2006, *ApJ*, 653, 1266  
 Kim, C.-G., Kim, W.-T., & Ostriker, E. C. 2011, *ApJ*, 743, 25  
 Kim, C.-G., Ostriker, E. C., & Kim, W.-T. 2013, *ApJ*, 776, 1  
 Kritsuk, A. G., Norman, M. L., & Wagner, R. 2011, *ApJ*, 727, L20  
 Li, Z.-Y. & Nakamura, F. 2006, *ApJ*, 640, L187  
 Mac Low, M.-M. & Klessen, R. S. 2004, *Reviews of Modern Physics*, 76, 125  
 Matzner, C. D. 2002, *ApJ*, 566, 302  
 McKee, C. F. & Ostriker, J. P. 1977, *ApJ*, 218, 148  
 Oort, J. H. 1951, in *Problems of Cosmical Aerodynamics*, 118  
 Ostriker, J. P. & McKee, C. F. 1988, *Reviews of Modern Physics*, 60, 1  
 Renaud, F., Bournaud, F., Emsellem, E., et al. 2013, *MNRAS*, 436, 1836  
 Rogers, H. & Pittard, J. M. 2013, *MNRAS*, 431, 1337  
 Sedov, L. I. 1959, *Similarity and Dimensional Methods in Mechanics*  
 Shull, Jr., P. 1983, *ApJ*, 275, 611  
 Shull, Jr., P., Dyson, J. E., Kahn, F. D., & West, K. A. 1985, *MNRAS*, 212, 799  
 Slyz, A. D., Devriendt, J. E. G., Bryan, G., & Silk, J. 2005, *MNRAS*, 356, 737  
 Sutherland, R. S. & Dopita, M. A. 1993, *ApJS*, 88, 253  
 Tasker, E. J. 2011, *ApJ*, 730, 11  
 Tasker, E. J. & Bryan, G. L. 2006, *ApJ*, 641, 878  
 Teyssier, R. 2002, *A&A*, 385, 337  
 Tomisaka, K. 1998, *MNRAS*, 298, 797



**Fig. A.1.** Total kinetic energy for the uniform simulations. The thin straight lines correspond to the analytical trends described in sect. 3.1.

## Appendix A: Kinetic energy injection

It is also worth studying the amount of kinetic energy that is injected into the ISM during the supernova explosions. Figure A.1 shows the total kinetic energy as a function of time. As with the momentum plots described before, we see the adiabatic phase where energy is conserved (the kinetic energy being a constant fraction of the total energy in this phase), the shell formation and the snowplow phase where the energy of the hot dense shell is radiated away, approximately following the momentum-conserving snowplow model  $E_K \propto t^{-3/4}$ . The ratio between total and kinetic energy is about 0.2 – 0.3 in the adiabatic phase in good agreement with Sedov’s model.

For the momentum-conserving snowplow model, the shell radius evolves with time as  $R_s \propto t^{1/4}$ . This stems from the fact that  $p \propto R^3 v$ , while  $v = dR/dt$  and  $p$  is nearly constant.

Therefore, the kinetic energy can be approximated by

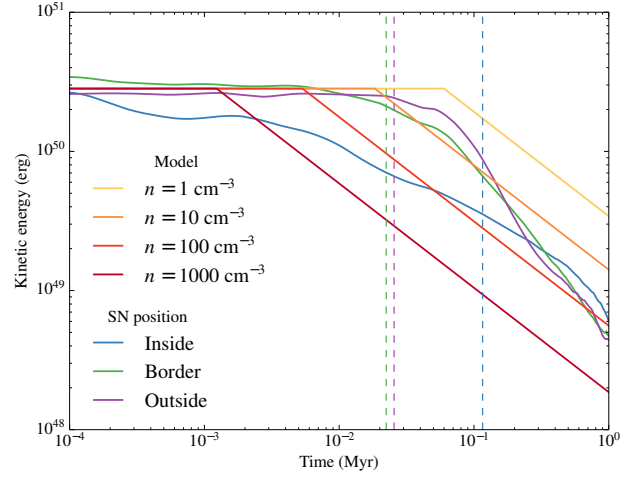
$$E_{K,51} = 0.28 E_{51} \left( \frac{t_4}{2t_{tr,4}} \right)^{-3/4} \quad (\text{A.1})$$

where  $E_{K,51}$  is the integrated kinetic energy in  $10^{51}$  erg,  $E_{51}$  is the initial supernova energy in  $10^{51}$  erg,  $t_4$  is the age of the remnant in  $10^4$  yr, and  $t_{tr,4}$  is the transition time in  $10^4$  yr.

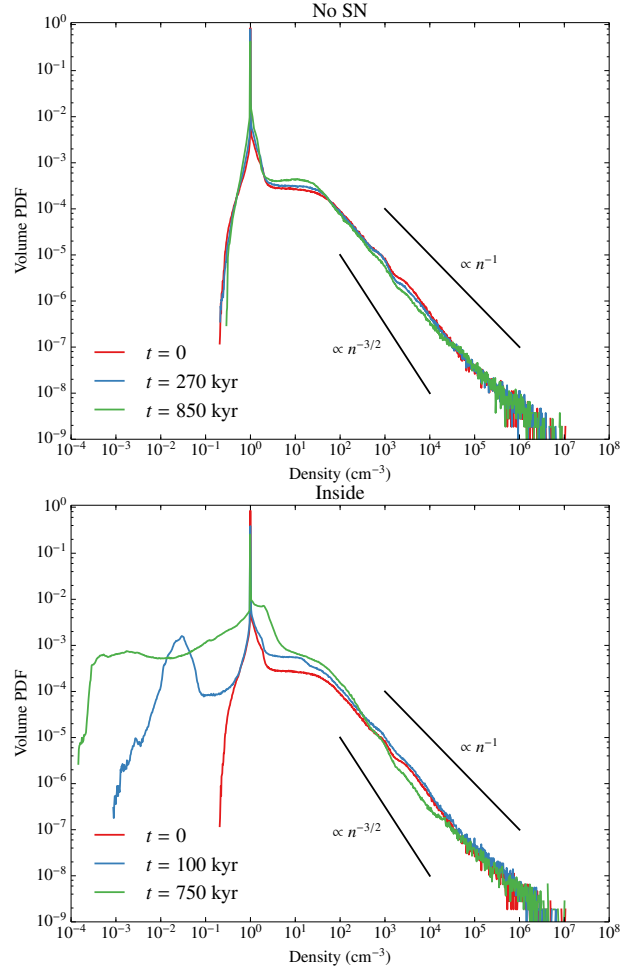
Figure A.2 shows the evolution of kinetic energy in the turbulent case, compared to our simple model. The injected kinetic energy roughly corresponds to the uniform case in the Sedov-Taylor phase, and stays in the same order of magnitude in the radiative phase.

## Appendix B: Density distributions

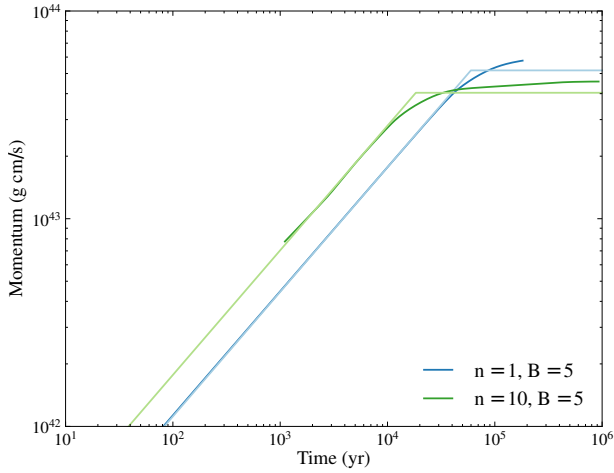
Figure B.1 shows the density probability distribution functions in the runs without supernova (top panel) and with a supernova inside (bottom panel). As can be seen, a high-density power law with a slope between  $-1$  and  $-3/2$  develops. Such power law has been found in simulations including gravity and turbulence (e.g. Kritsuk et al. 2011) and is due to the collapse itself. The supernova does not change the high-density part of the distribution, but produces very diffuse gas and hot material. This is even more clearly seen in Fig. 6, which shows the mass above various thresholds as a function of time in the 4 runs (without supernova, *outside*, *border* and *inside*).



**Fig. A.2.** Kinetic energy injection: comparison between turbulent simulations and our model. The vertical lines correspond to the time at which the gas starts leaving the computational domain (from left to right: border, outside, inside)



**Fig. B.1.** Density probability distribution just before the explosion and at two later times. Top panel displays the case without supernova and bottom panel shows the *inside* run. While significant differences are seen in the diffuse gas distribution, the high density tail is largely unchanged by the supernova explosions.



**Fig. C.1.** Integrated radial momentum for the uniform MHD simulations. The thin straight lines correspond to the analytical trends described in sect. 3.1.

## Appendix C: Influence of the magnetic field

We now study the impact that magnetic field may have on the supernova remnant influence onto the ISM. We proceed as for the hydrodynamical case starting with the uniform configuration and then investigating the turbulent case.

### Appendix C.1: Uniform case

Figure C.1 shows the differences between momentum injection with an ambient uniform magnetic field (taken to be  $5 \mu\text{G}$ ) and the model for  $n = 1$  and  $n = 10 \text{ cm}^{-3}$ . The values in the final stage are almost unchanged by the presence of magnetic field. This is relatively unsurprising since as seen from the turbulent simulations, the final momentum is relatively insensitive to density variations and complex geometry. In particular, the magnetic field does not alter very significantly the shock structure as long as it remains adiabatic, nor does it modify the cooling rate.

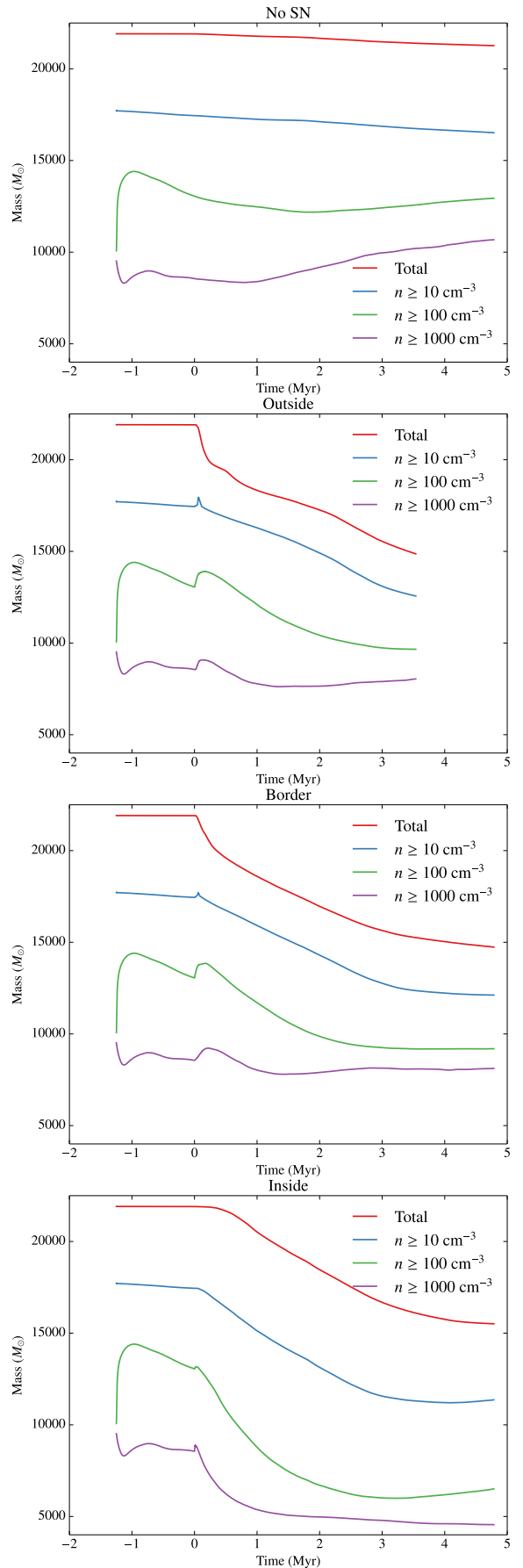
### Appendix C.2: Turbulent case

To include magnetic field in the turbulent cloud runs, we introduce a uniform field initially. Its intensity is about  $5 \mu\text{G}$ , which corresponds for the  $10^4 M_{\odot}$  cloud to an initial mass-to-flux ratio of about 10. The initial magnetic field is however significantly amplified before the supernova is introduced.

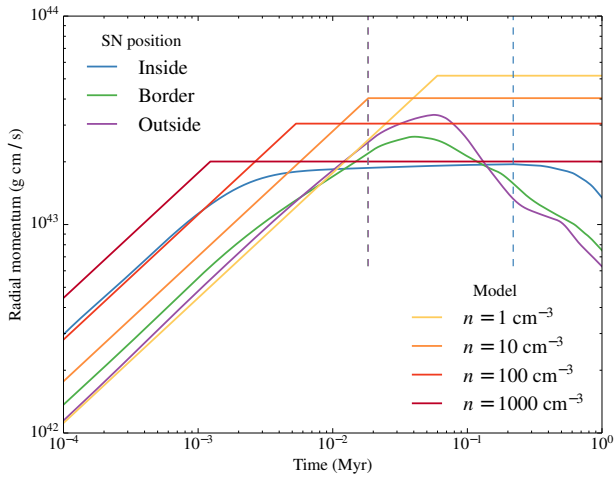
#### Appendix C.2.1: Impact of the supernova remnant on the cloud

The evolution (not shown for conciseness) of the magnetized cloud is very similar to the hydrodynamical case. The supernova hot gas quickly escapes through the low-density material, whereas the high-density clumps are pushed away more slowly. A difference is that the propagation of the supernova in the diffuse medium is not spherical anymore as it propagates more easily along the magnetic field lines as noted in earlier works (e.g., Tomisaka 1998).

Figure C.2 shows the mass above 3 density thresholds as a function of time for the 4 MHD runs. The run without supernova (top panel) is very similar to the corresponding hydrodynamical



**Fig. C.2.** MHD case. Mass above density thresholds  $10, 100, 1000 \text{ cm}^{-3}$  in the case without supernova (top panel) and *outside* (second panel), *border* (third panel) and *inside* (bottom panel) runs.



**Fig. C.3.** Integrated radial injected momentum: comparison between turbulent MHD and our model. The vertical lines correspond to the first matter outflow for each case (from left to right: border, outside, inside)

run (top panel of Fig. 6). In particular, the mass above  $10^3 \text{ cm}^{-3}$  is almost identical in the 2 runs.

In the 2 MHD runs *outside* and *border* (second and third panels), the mass of gas above  $10^3 \text{ cm}^{-3}$  is smaller than in the hydrodynamical case by a factor of about 10 – 20 %. The same is true for the *inside* run where it is seen that the mass above  $10^3 \text{ cm}^{-3}$  rapidly drops below  $5000 \text{ cm}^{-3}$ .

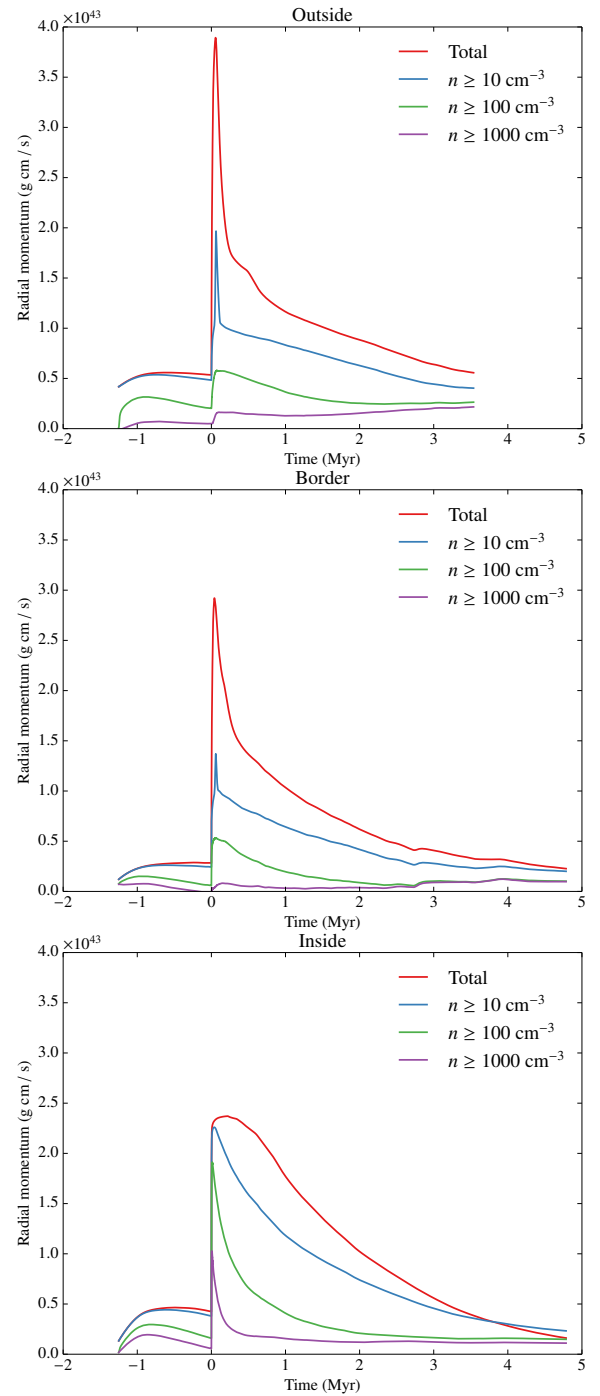
This shows that the presence of magnetic field tends to enhance the influence supernovae have onto molecular clouds. This is likely due to the fact that magnetic field exerts a coupling between the different fluid particles within molecular clouds. Therefore as some gas is pushed away by the high pressure supernova remnant, more gas is entrained.

#### Appendix C.2.2: Momentum injection

Figure C.3 shows the evolution of the radial momentum (with respect to the supernova center) with time in the turbulent case with magnetic field. The evolution is very similar to the hydrodynamical case displayed in Fig.5 (top panel) and reasonably well described by the simple model presented in Sect. 3.1. This confirms the result of the uniform density runs about the weak influence magnetic field has on the total momentum delivered to the ISM.

Beside the value of the total momentum, it is important as discussed above to quantify the momentum distribution as a function of density. Fig. C.4 shows the momentum injected for the 3 density thresholds as a function of time for the MHD runs. These results should be compared with Fig. 7. There are more differences than for the total momentum particularly in the *inside* run for which it is seen that the momentum delivered at high density just after the supernova explosion is about 20 to 30 % higher than in the hydrodynamical case. This is in good agreement with the results obtained for the mass evolution (Fig. C.2).

Altogether the various MHD runs presented in this section reveal that the magnetic field does not modify the total amount of momentum injected by supernovae into the ISM. It has a modest impact on the momentum that is injected into the dense gas, and therefore on the impact that supernovae may have in limiting star formation, if the supernova lies inside the dense gas when it explodes. The magnetic field has almost no impact if the supernova explodes outside the denser regions.



**Fig. C.4.** MHD case. Evolution of momentum for densities above thresholds  $10, 100, 1000 \text{ cm}^{-3}$  in the *outside*, *border* and *inside* cases.