

# Anderson localization in active arrays

T.V. Laptyeva<sup>1</sup>, A.A. Tikhomirov<sup>2</sup>, O.I. Kanakov<sup>2</sup> and M.V. Ivanchenko<sup>3</sup>

<sup>1</sup> *Theory of Control Department, Lobachevsky State University of Nizhny Novgorod, Russia*

<sup>2</sup> *Theory of Oscillations Department, Lobachevsky State University of Nizhny Novgorod, Russia*

<sup>3</sup> *Department of Bioinformatics, Lobachevsky State University of Nizhny Novgorod, Russia*

In a dissipationless linear lattice, spatial disorder induces localization of the lattice eigenstates and blocks spreading of wave packets. The addition of nonlinearity to the lattice Hamiltonian causes interaction between the eigenstates, which results in a slow packet spreading. We go beyond the dissipationless limit and consider nonlinear disordered arrays that are subjected to the dissipative losses and energy pumping. We show that the Anderson modes of the disordered Ginsburg-Landau lattice possess excitation thresholds with respect to the pumping strength. When pumping is increased above the threshold for the band-edge modes, the lattice dynamics yields an attractor in the form of a stable multipeak pattern. The Anderson attractor is the result of a joint action by the pumping-induced mode excitation, nonlinearity-induced mode interactions, and dissipative stabilization. The regimes of Anderson attractors can be potentially realized with polariton condensates lattices and cavity-QED arrays.

PACS numbers: 05.45.-a, 63.20.Pw, 63.20.Ry

After more than fifty years since its birth, Anderson localization still remains in the focus of studies [1, 2]. During the last decade it became almost ubiquitous phenomenon in experimental physics, being observed with electromagnetic [3], acoustic [4], and matter waves [5]. In the theoretical domain, a generalized problem of localization in presence of nonlinearity and interactions was brought to the forefront of the studies [6] and created a new line of research in experimental optics of ultracold atoms [7, 8].

Current activity in the field remains restricted to a dissipationless limit when the dynamics of a system is fully specified by its Hamiltonian. At the first glance, this seems to be the only relevant limit since Anderson localization is a phenomenon relying on interference [9]. The appearance of dissipation typically means coupling to the environment, rising of decoherence effects, and, as a result, the destruction of the localization. A new room for dissipation effects was created by the recent progress in experimental manipulations with polariton condensates [10–14]. A condensate center can be considered as an active system balancing between excitation (by a pumping source) and decay (due to the continuous light emission by the center). Neighboring centers interact through Josephson and dissipative couplings (the former typically prevails). Further on, condensate centers can be arranged in one-dimensional lattices by synthesizing spatial inhomogeneities [11, 15] or by rotating ring-shaped optical potentials and switching to the co-moving frame [16, 17]. The resulting collective dynamics is a blend of excitation and lasing effects and can be modeled with Ginsburg-Landau type equations [18]. In this framework, dissipative effects act as internal decay mechanisms and their influence on the center dynamics is accounted by additional imaginary terms in the model equations [13, 19]. Altogether, these advances naturally

lead to the question of Anderson localization in *active* arrays, where pumping and dissipation join the old players, nonlinearity and disorder. Some collective phenomena in such systems are well studied, for example, synchronization [20] and oscillator death [21]. However, most of the related studies address lattices that crumble into a set of uncoupled oscillators in the linear conservative limit.

In this paper we study Anderson localization in active arrays by using a disordered version of the discrete complex Ginsburg - Landau equation (GLE) [22] as a model. We find that the increase of the pumping strength leads to the formation of a stationary multipeak pattern formed by a set of excited and interacting Anderson modes. We determine the transition from the regime of Anderson attractors to delocalized collective oscillations upon the increase of pumping. Both excitation and delocalization thresholds scale with the strength of the dissipative coupling and increase with the increase of disorder. Finally, we show that the increase of pumping beyond the delocalization threshold leads to a multi-mode chaos followed by the regime of cluster synchronization.

We consider a one-dimensional disordered Ginsburg-Landau equation,

$$i\dot{z}_l = \Delta_l z_l + i(\alpha - \sigma |z_l|^2) z_l + |z_l|^2 z_l - (1 - i\eta)(z_{l+1} - 2z_l + z_{l-1}), \quad (1)$$

where  $\Delta_l \in [-W/2, W/2]$  are independent uniformly distributed random numbers and  $W$  is the disorder strength. Further on,  $\alpha$  is the pumping rate,  $\sigma$  is the nonlinear dissipation coefficient, and  $\eta$  is the strength of dissipative coupling between adjacent sites. Without loss of generality we set conservative nonlinearity and coupling coefficients to one. In the linear dissipationless limit,  $\alpha = \eta = 0$  and  $|z_l|^2 \rightarrow 0$ , the stationary solutions

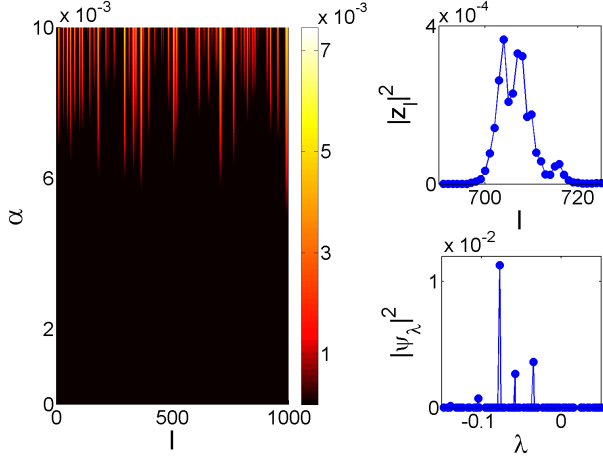


FIG. 1. (Color online) Development of the Anderson attractor for a particular disorder realization of the system (1) upon the increase of the pumping. Left panel: oscillation amplitudes at lattice sites,  $|z_l|^2$ , as functions of  $\alpha$ . Profile of a single excitation spot in the direct (top right) and Anderson mode space (bottom right) for  $\alpha = 0.006$ . The parameters are  $W = 1$ ,  $\eta = 0.1$ ,  $\sigma = 1$ .

$z_l = A_l e^{-i\lambda t}$  satisfy

$$\lambda_\nu A_l^{(\nu)} = \Delta_l A_l^{(\nu)} - A_{l+1}^{(\nu)} + 2A_l^{(\nu)} - A_{l-1}^{(\nu)}, \quad (2)$$

which by  $E \equiv \lambda - 2$  reduces to the standard eigenvalue problem. All eigenstates  $A_{\nu,l}$  are exponentially localized,  $|A_l^{(\nu)}| \sim \exp[-|l - l_\nu|/\xi_E]$ , with  $l_\nu$  and  $\xi_E$  denoting are center of mass and localization length of the mode, respectively. The eigenvalues are restricted to a finite interval,  $\lambda_\nu \in [-W/2, 4 + W/2]$ . In the limit of weak disorder,  $W \ll 1$ , and far from the band edges, the eigenvalues are approximated by [23]

$$\xi_E \approx \frac{24(4 - E^2)}{W^2} = \frac{24\lambda(4 - \lambda)}{W^2}. \quad (3)$$

Switching to the Anderson mode basis  $z_l = \sum_\nu \psi_\nu(t) A_l^{(\nu)}$ , we recast the original equation (1) in the form:

$$i\dot{\psi}_\nu = \lambda_\nu \psi_\nu + i(\alpha - \eta\lambda_\nu) \psi_\nu + i\eta \sum_{\nu_1} J_{\nu_1, \nu} \psi_{\nu_1} + (1 - i\sigma) \sum_{\nu_1, \nu_2, \nu_3} I_{\nu, \nu_1, \nu_2, \nu_3} \psi_{\nu_1} \psi_{\nu_2}^* \psi_{\nu_3}, \quad (4)$$

where  $J_{\nu, \nu_1} = \sum_l \Delta_l A_l^{(\nu)} A_l^{(\nu_1)}$  and  $I_{\nu, \nu_1, \nu_2, \nu_3} = \sum_l A_l^{(\nu)} A_l^{(\nu_1)} A_l^{(\nu_2)} A_l^{(\nu_3)}$ . These equations contain both the linear and nonlinear terms that account for dissipation and pumping. Nonlinear terms are responsible for the mode interaction. However, due to the exponential localization of the eigenstates, interactions are confined to localization volume  $V_{loc}(\lambda) \approx 3.3\xi(\lambda)$  [24].

We start the analysis of Eq. (1) by considering the net norm  $Z = \sum |z_l|^2$ . The dynamics of the norm is given by

$$\dot{Z} = 2 \sum [(\alpha - \sigma|z_l|^2)|z_l|^2 - \eta|z_{l+1} - z_l|^2]. \quad (5)$$

It follows that the zero solution  $z_l \equiv 0$  is globally stable for all  $\alpha \leq 0$ . It also suggests that homogeneous in-phase solutions  $z_{l+1} \approx z_l$  are more energetically favorable than anti-phase ones,  $z_{l+1} \approx -z_l$ . To study stability of the zero solution, we assign increments  $p_\nu$  to the small-amplitude Anderson modes,  $z_l(t) = \zeta A_l^{(\nu)} \exp[(p_\nu - i\lambda_\nu)t]$ ,  $\zeta \ll 1$ , and substitute them into Eq. (1). Linearization gives

$$p_\nu = \alpha - \eta \sum |A_{l+1}^{(\nu)} - A_l^{(\nu)}|^2. \quad (6)$$

The zero solution is stable when  $\max p_\nu < 0$ . This quantity depends only on the strength  $W$  and particular realization  $\{\Delta_l\}$  of the disorder, and also on the ratio between incoherent pumping rate and dissipative coupling,  $\bar{\alpha} = \alpha/\eta$ . Irrespective of the strength and particular realization of disorder, the scaled excitation threshold

$$\bar{\alpha}^* = \min_\nu \sum |A_{l+1}^{(\nu)} - A_l^{(\nu)}|^2 \quad (7)$$

is bounded,  $0 \leq \bar{\alpha}^* \leq 4$ . As the Anderson modes have finite localization lengths for finite disorder strength  $W$  and, hence, inside localization volume we have  $|A_l^{(\nu)}| \sim 1/\sqrt{V_{loc}}$ , there is a finite excitation threshold  $\bar{\alpha} > 0$  for finite  $W$ .

Figure 1 presents the results of numerical simulations for a particular realization of disorder. Profiles for different values of  $\alpha$  were obtained as independent *attractor* solutions, by setting system into an initial random low-energy state  $|z_l(0)| \ll 1$  and letting it evolve until the corresponding amplitude profile is stabilized [25]. The key feature of the attractor patterns is the multipeak structure, well pronounced above  $\alpha \approx 0.006$ . The positions of the peaks remain unaffected by the further increase of the pumping strength. Zooming into a single peak, we find that it extends over many sites, top right panel of Fig. 1. By going into the reciprocal Anderson space, we find that the excitation is well localized at a single Anderson mode, bottom right panel of Fig. 1. This observation supports the conjecture that the attractor peaks are produced through excitation of Anderson modes.

Mode specific excitation conditions can be further analyzed by using the linearized version of equations (4),

$$i\dot{\psi}_\nu = \lambda_\nu \psi_\nu + i(\alpha - \eta\lambda_\nu) \psi_\nu + i\eta \sum_{\nu_1} J_{\nu, \nu_1} \psi_{\nu_1}. \quad (8)$$

In the weak disorder limit,  $W \ll 1$ , the localization length of the modes that are far from the band edges

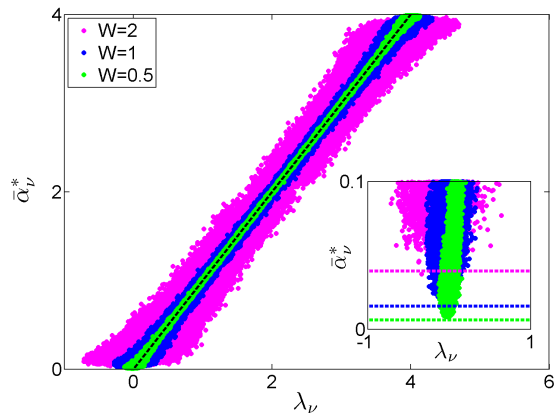


FIG. 2. (Color online) Rescaled mode excitation thresholds  $\bar{\alpha}_\nu^*$ , Eq. (7), vs mode eigenvalues  $\lambda_\nu$ . Eigenvalues were obtained by numerically solving eigenvalue problem (2) for the lattices of the size  $N = 1000$  and particular realizations of disorder of the strength  $W = 0.5$  (green), 1 (blue), 2 (magenta). Dashed line corresponds to  $\bar{\alpha}_\nu^* = \lambda_\nu$ . Inset: Zoomed fragment of the main plot. Dashed lines indicate excitation thresholds obtained from Eq. (11).

is large,  $\xi_\lambda \gg 1$ . Since within the localization volume  $|A_l^{(\nu)}| \ll 1$ , the terms with  $J_{\nu,\nu_1}$  can be neglected. It follows immediately that the rescaled excitation threshold of  $\nu$ -th Anderson mode can be well approximated by its eigenvalue,

$$\bar{\alpha}_\nu^* \approx \lambda_\nu. \quad (9)$$

This also means that the modes near the lower band edge will be excited first. However, for such modes  $\xi_\lambda \sim 1$  and corrections to Eq. (8) due to  $J_{\nu,\nu_1}$  terms become significant. The instability threshold can be estimated more accurately by using Eq. (7). Neglecting exponentially decaying tails of the modes,  $A_l = 0$ ,  $l \notin [l_\nu - V_{loc}/2, l_\nu + V_{loc}/2] = 0$ , and minimizing  $\bar{\alpha}_\nu^*$  under  $\sum A_l^2 = 1$ , we obtain:

$$\min \bar{\alpha}_\nu^* = 4 \sin^2 \frac{\pi}{2(V_{loc} + 1)}. \quad (10)$$

Finally, by substituting localization length  $\xi_0 \approx 8W^{-2/3}$  for the modes with  $\lambda_\nu \approx 0$  [23] in  $V_{loc} \approx 3.3\xi$ , we arrive at:

$$\bar{\alpha}^* \approx W^{4/3}/64. \quad (11)$$

To test these analytical results, we calculate mode excitation thresholds  $\bar{\alpha}_\nu^*$  according to (7) and plot them as a function of the numerically calculated eigenvalues  $\lambda_\nu$ , Fig.2. The obtained statistical dependencies corroborate approximation (9) for the modes far from the band edges, especially well in the limit of weak disorder. Values of

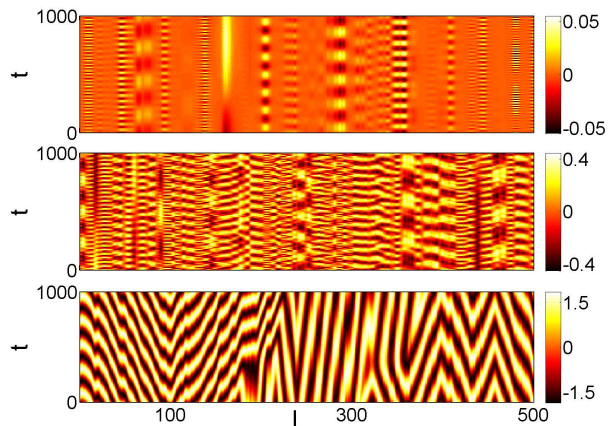


FIG. 3. (Color online) Spatio-temporal patterns of  $\text{Re}(z_l)$  for different pumping rates:  $\alpha = 0.0075$  (top),  $\alpha = 0.1$  (middle), and  $\alpha = 3.0$  (bottom). The profiles illustrate three different regimes: Anderson attractor (top), mode chaos (middle), and cluster synchronization (bottom). The parameters are  $W = 1, \eta = 0.1, \sigma = 1$ .

minimal excitation thresholds correspond to  $\lambda_\nu \approx 0$ , and the estimate (11) is in a good agreement with numerical results, see inset of Fig.2. By approximating the dependence around its dip by  $|\bar{\alpha} - \bar{\alpha}^*| \propto |\Delta\lambda|^2$  and taking into account the finiteness of the density of Anderson states at  $\lambda = 0$ , we get that the density of excited states scales  $\propto \sqrt{\bar{\alpha} - \bar{\alpha}^*}$ .

By getting over the oscillation threshold  $\bar{\alpha}^*$  one would not immediately excite all modes near the band edge. These modes are well-localized and their interaction with other modes is exponentially weak. In addition, next-neighbor mode interaction remains significantly damped since mode eigenvalues differ substantially due to the level repulsion. As a result, Anderson modes from the vicinity of the band edge arise in a one-by-one manner as the pumping rate exceeds thresholds  $\bar{\alpha} > \bar{\alpha}_\nu^*$ . Mode amplitudes saturate because of the nonlinear dissipation and amplitude asymptotic values can be estimated, by using Eq. (4), as:

$$|\psi_\nu| \approx \sqrt{\frac{\alpha + \eta\lambda_\nu - \eta J_{\nu,\nu}}{\sigma I_{\nu,\nu,\nu,\nu}}}. \quad (12)$$

As the pumping strength increases further, the set of excited modes becomes dense and mode interaction starts contributing to the formation of the system attractor. Multi-mode nonlinear dynamics has two well-known trademarks that are chaos and synchronization [20]. Both appear in our model system, see Fig. 3. By gradually increasing the pumping strength, we first observe a transition from the Anderson attractors to the regime of delocalized oscillations, Fig. 3 (middle panel). The delocalized regimes are characterized by ir-

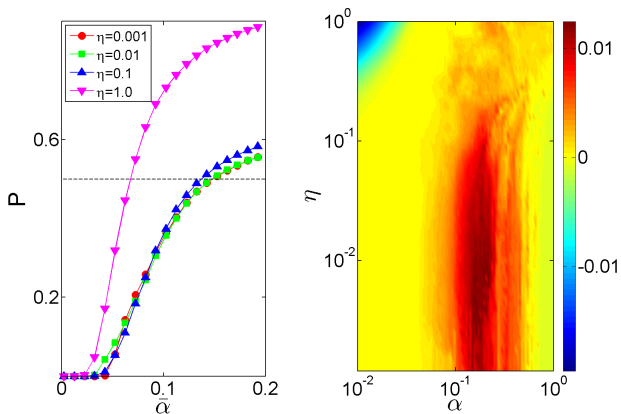


FIG. 4. (Color online) Left panel: Normalized participation number, Eq. (15), for the attractor of the system (1) vs scaled pumping rate  $\bar{\alpha}$  for different dissipative coupling strengths. Dashed line corresponds to  $P = 0.5$ . Right panel: Largest Lyapunov exponent of the attractor as a function of the pumping  $\alpha$  and dissipative coupling constant  $\eta$ . The parameters are  $W = 1$ ,  $\sigma = 1$ ,  $N = 200$ . Note the difference between the scaled  $\bar{\alpha} = \alpha/\eta$  (left panel) and non-scaled  $\alpha$  (right panel) pumping constants.

regular spatio-temporal patterns. In terms of the localized modes, this is a well-developed mode chaos. When the pumping is increased further, we observe formation of synchronization clusters with the typical size of the Anderson localization length.

We can estimate the transition to delocalized oscillations by assuming that it happens when the sum of the localization volumes of the excited modes becomes of the order of the system size,  $\sum V_{loc} \sim \mathcal{O}(N)$ . An average localization volume that measures the ratio of effectively excited sites is  $\langle V_{loc} \rangle \sim \mathcal{O}(1)$ , where the non-excited modes are formally assigned  $V_{loc} = 0$ . By using expression (9) for the mode excitation thresholds, neglecting contributions of the highly localized modes near the lower band edge, and approximating the density of states in the weak disorder limit as  $\rho(\lambda) \approx (\pi\sqrt{\lambda(4-\lambda)})^{-1}$ , we obtain

$$\langle V_{loc} \rangle \approx \int_0^{\bar{\alpha}} V_{loc}(\lambda) \rho(\lambda) d\lambda \approx \frac{105\bar{\alpha}^{3/2}}{\pi W^2} \quad (13)$$

and get the transition value:

$$\bar{\alpha}^{**} \approx \left(\frac{\pi}{105}\right)^{2/3} W^{4/3}. \quad (14)$$

For a numerical test we use the participation number (a quantity commonly used to estimate the number of effectively excited sites) normalized by the system size:

$$P = \frac{1}{N} \sum \frac{1}{\sum |z_l|^4 / Z^2}, \quad (15)$$

where  $|z_l|^2$  are averaged over observation time. Since the maximally possible  $P = 1$  requires a uniform distribution of  $|z_l|$ , we use  $P = 1/2$  as the threshold value to indicate localization - delocalization transition. Left panel of Fig. 4 presents the results obtained by averaging over ten disorder realizations. For weak dissipative coupling  $\eta \ll 1$ , the scaled curves  $P(\bar{\alpha})$  fall closely to each other, in accord to the theoretical prediction, Eq. (14). It also estimates the numerical thresholds reasonable well, e.g. compare  $\bar{\alpha}^{**} \approx 0.1$  for  $W = 1$ , Eq. (14), to  $\bar{\alpha}^{**} \approx 0.13 \dots 0.15$ , as read from Fig.4. When the dissipative coupling becomes of the order of the conservative one,  $\eta = \mathcal{O}(1)$ , estimate (14) with the scaling  $P(\alpha, \eta, W) = P(\bar{\alpha}, W)$  are not longer valid and the actual delocalization threshold is significantly different from the estimate (14). In this limit one cannot neglect the last term in Eq. (8) which is responsible for dissipative interaction between the modes [26].

In order to quantify the transition to the mode chaos regime, we calculate the largest Lyapunov exponent as a function of the pumping strength, Fig. 4 (right panel) [27]. Comparing the exponents, obtained for different values of dissipative coupling constant  $\eta$ , with the results presented in Fig. 4, we confirm that the transition to delocalized oscillations is a precursor of the mode chaos. Remarkably, a further increase of the pumping above  $\alpha \approx 1$  leads to the drop of the largest Lyapunov exponents to zero thus marking the transition back to regular dynamics. This transition is weakly independent of  $\eta$  and corresponds to the emergence of synchronized clusters [20], see Fig. 3 (bottom panel).

Anderson localization in active disordered systems is a combined effect produced by the energy pumping, dissipation and nonlinearity. It results in the formation of the Anderson attractor consisting of many localized weakly-interacting modes. We have found that the pumping excitation thresholds for the Anderson modes are mode-specific and those with lowest values correspond to the modes located near the lower band edge. Sequential excitation of Anderson modes by pumping tuning leads to the transition from Anderson attractors to the mode chaos and attractor patterns in the form of delocalized oscillations. As we mentioned in the introduction, lattices of polariton condensates [13, 17] are most promising candidates for the realization of Anderson attractors in experiment. Other candidates (although on the model level at the moment) are cavity-QED arrays with the cavities filled up with two-level atoms or qubits, where the dynamics of the mean-field states in the adjoint cavities can be described by using GLE-type equation [28]. Finally, Anderson attractor regimes can be generalized to the systems of coupled disordered Josephson junction or optical waveguide arrays. Both models belong to the research fields marked by the recent rise of interest to dissipative response effects [29] and active attractor dynamics [30].

A.T. and O.K. acknowledge support of Russian Foun-

dition for Basic Research grant No. 13-02-97028. T.L. and M.I. acknowledge support of Ministry of Education and Science of the Russian Federation (Research Assignment No. 1.115.2014/K).

- 
- [1] F. Evers and A. Mirlin, *Rev. Mod. Phys.* **80**, 1355 (2008).
- [2] 50 Years of Anderson Localization, ed. by E. Abrahams (World Scientific, 2010).
- [3] M. Segev, Y. Silberberg, and D. N. Christodoulides, *Nature Photon.* **7**, 197 (2013).
- [4] H. Hu *et al.*, *Nature Phys.* **4**, 945 (2008).
- [5] J. Billy *et al.*, *Nature* **453**, 891 (2008); G. Roati *et al.*, *Nature* **453**, 895 (2008); S. S. Kondov *et al.*, *Science* **334**, 66 (2011); F. Jendrzejewski *et al.* *Nature Phys.* **8**, 398 (2012).
- [6] M. I. Molina, *Phys. Rev. B* **58**, 12 547 (1998); A.S. Pikovsky and D.L. Shepelyansky, *Phys. Rev. Lett.* **100**, 094101 (2008); S. Flach, D.O. Krimer and Ch. Skokos, *ibid.* **102**, 024101 (2009); T.V. Lapyeva *et al.*, *EPL* **91**, 30001 (2010); M. Johansson, G. Kopidakis, and S. Aubry, *ibid.* **91**, 50001 (2010); Ch. Skokos, I. Gkolias, and S. Flach, *Phys. Rev. Lett.* **111**, 064101 (2013).
- [7] L. Sanchez-Palencia and M. Lewenstein, *Nature* **6**, 89 (2010).
- [8] B. Deissler *et al.*, *Nat. Phys.* **6**, 354 (2010); E. Lucioni *et al.*, *Phys. Rev. Lett.* **106**, 230403 (2011).
- [9] P. W. Anderson, *Phys. Rev.* **109**, 1492 (1958).
- [10] J. Kasprzak *et al.*, *Nature* **443**, 409 (2006).
- [11] R. Balili *et al.*, *Science* **316**, 1007 (2007).
- [12] Hui Deng, H. Haug, and Y. Yamamoto, *Rev. Mod. Phys.* **82**, 1489 (2010).
- [13] J. Keeling and N. Berloff, *Cont. Phys.* **52**, 1 (2011);
- [14] I. Carusotto and C. Ciuti, *Rev. Mod. Phys.* **85**, 299 (2013).
- [15] C.W. Lai *et al.*, *Nature* **450**, 526 (2007).
- [16] S. Franke-Arnold, J. Leach, M. J. Padgett, V. E. Lembessis, D. Ellinas, and A. J. Wright, *Opt. Express* **15**, 8619 (2007).
- [17] A. Dreismann, P. Cristofolini, R. Balili, G. Christmann, F. Pinsker, N. G. Berloff, Z. Hatzopoulos, P. G. Savvidis, and J. J. Baumberg, *PNAS* **111**, 8770 (2014).
- [18] I. S. Aranson and L. Kramer, *Rev. Mod. Phys.* **74**, 99 (2002);
- [19] J. Keeling and N. G. Berloff, *Phys. Rev. Lett.* **100**, 250401 (2008).
- [20] A.S. Pikovsky, M.G. Rosenblum, and J. Kurths, *Synchronization: A Universal Concept in Nonlinear Sciences* (Cambridge University Press, Cambridge, England, 2001).
- [21] G.V. Osipov, M.M. Sushchik, *Phys. Rev. E* **58** 7198 (1998); L. Rubchinsky and M. Sushchik, *Phys. Rev. E* **62** 6440 (2000); L. Rubchinsky, G.V. Osipov, and M. Sushchik, *Math. Comp. Simul.* **58**, 443 (2002).
- [22] *Dissipative Solitons: From Optics to Biology and Medicine*, edited by N. Akhmediev and A. Ankiewicz, *Lecture Notes in Physics* (Springer, Berlin, 2008), Vol. 751.
- [23] B. Derrida and E. Gardner, *J. Physique* **45**, 1283 (1984).
- [24] D.O. Krimer and S. Flach, *Phys. Rev. E* **82**, 046221 (2010).
- [25] We do not exclude the possibility of multiattractor regimes in principle. However, we observed single-attractor regimes in all performed numerical tests.
- [26] A detailed analysis of this case will be presented elsewhere.
- [27] In all performed simulations we observed single-attractor regimes only.
- [28] E. S. Sedov, A. P. Alodjants, S. M. Arakelian, I.-H. Chen, Y. Y. Lin, Y.-C. Lai, and R.-K. Lee, *J. of Phys.: Conf. Ser.* **393**, 012030 (2012); I-H. Chen, Y. Y. Lin, Y.-C. Lai, E. S. Sedov, A. P. Alodjants, S. M. Arakelian, and R.-K. Lee, *Phys. Rev. A* **86**, 023829 (2012).
- [29] D.M. Basko and F.W.J. Hekking, *Phys. Rev. B* **88**, 094507 (2013).
- [30] N.V. Alexeeva *et al.*, *Phys. Rev. A* **89**, 013848 (2014).