

Identifying the Distribution of Treatment Effects under Support Restrictions

Ju Hyun Kim*

August 27, 2018

Abstract

The distribution of treatment effects (DTE) is often of interest in the context of welfare policy evaluation. In this paper, I consider partial identification of the DTE under known marginal distributions and support restrictions on the potential outcomes. Examples of such support restrictions include monotone treatment response, concave treatment response, convex treatment response, and the Roy model of self-selection. To establish informative bounds on the DTE, I formulate the problem as an optimal transportation linear program and develop a new dual representation to characterize the identification region with respect to the known marginal distributions. I use this result to derive informative bounds for concrete economic examples. I also propose an estimation procedure and illustrate the usefulness of my approach in the context of an empirical analysis of the effects of smoking on infant birth weight. The empirical results show that monotone treatment response has a substantial identifying power for the DTE when the marginal distributions of the potential outcomes are given.

1 Introduction

In this paper, I study partial identification of the distribution of treatment effects (DTE) under a broad class of restrictions on potential outcomes. The DTE is defined as follows: for any fixed $\delta \in \mathbb{R}$,

$$F_{\Delta}(\delta) = \Pr(\Delta \leq \delta),$$

*University of North Carolina at Chapel Hill, juhkim@email.unc.edu. I am greatly indebted to my advisor Bernard Salanié for numerous discussions and his support throughout this project. I am also grateful to Jushan Bai, Pierre-André Chiappori, Serena Ng, and Christoph Rothe for their encouragement and helpful comments. This paper has benefited from discussions with Andrew Chesher, Xavier D'Haultfoeuille, Alfred Galichon, Kyle Jurado, Shakeeb Khan, Toru Kitagawa, Dennis Kristensen, Seunghoon Na, Salvador Navarro, Byoung Park, and Charles Zheng. While writing this paper, I was generously supported by a Wueller pre-dissertation award fellowship from the Economics Department at Columbia University. All errors are mine.

with the treatment effect $\Delta = Y_1 - Y_0$ where Y_0 and Y_1 denote the potential outcomes without and with some treatment, respectively. The question that I am interested in is how treatment effects or program benefits are distributed across the population.

In the context of welfare policy evaluation, distributional aspects of the effects are often of interest, e.g. "which individuals are severely affected by the program?" or "how are those benefits distributed across the population?". As Heckman et al. (1997) pointed out, the DTE is particularly important when treatments produce nontransferable and nonredistributable benefits such as outcomes in health interventions, academic achievement in educational programs, and occupational skills in job training programs or when some individuals experience severe welfare changes at the tails of the impact distribution.

Although most empirical research on program evaluation has focused on average treatment effects (ATE) or marginal distributions of potential outcomes, these parameters are limited in their ability to capture heterogeneity of the treatment effects at the individual level. For example, consider two projects with the same average benefits, one of which concentrates benefits among a small group of people, while the other distributes benefits evenly across the population. ATE cannot differentiate between the two projects because it shows only the central tendency of treatment effects as a location parameter, whereas the DTE captures information about the entire distribution. Marginal distributions of Y_0 and Y_1 are also uninformative about parameters on the individual specific heterogeneity in treatment effects including the fraction of the population that benefits from a program $\Pr(Y_1 \geq Y_0)$, the fraction of the population that has gains or losses in a specific range $\Pr(\delta^L \leq Y_1 - Y_0 \leq \delta^U)$, the q -quantile of the impact distribution $\inf\{\delta : F_\Delta(\delta) > q\}$, etc. See, e.g. Heckman et al. (1997), Abbring and Heckman (2007), and Firpo and Ridder (2008), among others for more details.

Despite the importance of these parameters in economics, related empirical research has been hampered by difficulties associated with identifying the entire distribution of effects. The central challenge arises from a missing data problem: under mutually exclusive treatment participation, econometricians can observe either a treated outcome or an untreated outcome, but both potential outcomes Y_0 and Y_1 are never simultaneously observed for each agent. Therefore, the joint distribution of Y_0 and Y_1 is not typically exactly identified, which complicates identification of the DTE, which is point-identified only under strong assumptions about each individual's rank across the treatment status or specifications on the joint distribution of Y_0 and Y_1 , which are often not justified by economic theory or plausible priors.

This paper relies on partial identification to avoid strong assumptions and remain cautious of assumption-driven conclusions. In the related literature, Manski (1997) established bounds on the DTE under monotone treatment response (MTR), which assumes that the treatment effects are nonnegative. Fan and Park (2009, 2010) and Fan and Wu (2010) adopted results from copula theory to establish bounds on the DTE, given

marginal distributions. Unfortunately, both approaches deliver bounds that are often too wide to be informative in practice. Since these two conditions are often plausible in practice, a natural way to tighten the bounds is considering both MTR and given marginal distributions of potential outcomes. However, methods of establishing informative bounds on the DTE under these two restrictions have remained unanswered. Specifically, in the existing copula approach it is technically challenging to find out the particular joint distributions that achieve the best possible bounds on the DTE under the two restrictions.

In this paper, I propose a novel approach to circumvent these difficulties associated with identifying the DTE under these two restrictions. Methodologically, my approach involves formulating the problem as an optimal transportation linear program and embedding support restrictions on the potential outcomes including MTR into the cost function. A key feature of the optimal transportation approach is that it admits a dual formulation. This makes it possible to derive the best possible bounds from the optimization problem with respect to given marginal distributions but not the joint distribution, which is an advantage over the copula approach. Specifically, the linearity of support restrictions in the entire joint distribution allows for the penalty formulation. Since support restrictions hold with probability one, the corresponding multiplier on those constraints should be infinite. To the best of my knowledge, the dual representation of such an optimization problem with an infinite Lagrange multiplier has not been derived in the literature. In this paper, I develop a dual representation for $\{0, 1, \infty\}$ -valued costs by extending the existing result on duality for $\{0, 1\}$ -valued costs.

My approach applies to general support restrictions on the potential outcomes as well as MTR. Such support restrictions encompass shape restrictions on the treatment response function that can be written as $g(Y_0, Y_1) \leq 0$ with probability one for any continuous function $g : \mathbb{R} \rightarrow \mathbb{R}$, including MTR, concave treatment response, and convex treatment response.¹ Moreover, considering support restrictions opens the way to identify the DTE in the Roy model of self-selection and the DTE conditional on some sets of potential outcomes.

Numerous examples in applied economics fit into this setting because marginal distributions are point or partially identified under weak conditions and support restrictions are often implied by economic theory and plausible priors. The marginal distributions of the potential outcomes are point-identified in randomized experiments or under unconfoundedness. Even if selection depends on unobservables, they are point-identified for compliers under the local average treatment effects assumptions (Imbens and Rubin (1997), Abadie (2002)) and are partially identified in the presence of instrumental variables (Kitagawa (2009)). Also, MTR has been defended as a plausible restriction in empirical studies of returns to education (Manski and Pepper

¹Let $Y_d = f(t_d)$ where Y_d is a potential outcome and t_d is a level of inputs for multi-valued treatment status d . Concave treatment response and convex treatment response assume that the treatment response function f is concave and convex, respectively.

(2000)), the effect of funds for low-ability pupils (Haan (2012)), the impact of the National School Lunch Program on children’s health (Gundersen et al. (2011)), and various medical treatments (Bhattacharya et al. (2005, 2012)). Researchers sometimes have plausible information on the shape of treatment response functions from economic theory or from empirical results in previous studies. For example, based on diminishing marginal returns to production, one may find it plausible to assume that the marginal effect of improved maize seed adoption on productivity diminishes as the level of adoption increases, holding other inputs fixed. Also, one may want to assume that the marginal adverse effect of an additional cigarette on infant birth weight diminishes as the number of cigarettes increases as shown in Hoderlein and Sasaki (2013). In the empirical literature, concave treatment response has been assumed for returns to schooling (Okumura (2010)) and convex treatment response for the effect of education on smoking (Boes (2010)).²

A considerable amount of the literature has used the Roy model to describe people’s self-selection ranging from immigration to the U.S. (Borjas (1987)) to college entrance (Heckman et al. (2011)). Also, heterogeneity in treatment effects for unobservable subgroups defined by particular sets of potential outcomes has been of central interest in various empirical studies. Heterogeneous peer effects and tracking impacts (Duflo et al. (2011)) and heterogeneous class size effects (Ding and Lehrer (2008)) by the level of students’ performance, and the heterogeneity in smoking effects by potential infant’s birth weight (Hoderlein and Sasaki (2013)) have also been discussed in the literature focusing on heterogeneous average effects.

I apply my method to an empirical analysis of the effects of smoking on infant birth weight. I propose an estimation procedure and illustrate the usefulness of my approach by showing that MTR has a substantial identifying power for the distribution of smoking effects given marginal distributions. As a support restriction, I assume that smoking has nonpositive effects on infant birth weight. Smoking not only has a direct impact on infant birth weight, but is also associated with unobservable factors that affect infant birth weight. To overcome the endogenous selection problem, I make use of the tax increase in Massachusetts in January 1993 as a source of exogenous variation. I point-identify marginal distributions of potential infant birth weight with and without smoking for compliers, which indicate pregnant women who changed their smoking status from smoking to nonsmoking in response to this tax shock. To estimate the marginal distributions of potential infant birth weight, I use the instrumental variables (IV) method presented in Abadie et al. (2002). Furthermore, I estimate the DTE bounds using plug-in estimators based on the estimates of marginal distribution functions. As a by-product, I find that the average adverse effect of smoking is more severe for women with a higher tendency to smoke and that smoking women with some college and college graduates are less likely to give births to low birth weight infants than other smoking women.

In the next section, I give a formal description of the basic setup, notation, terms and assumptions

²All of these studies considered ATE or marginal distributions of potential outcomes only.

throughout this paper and present concrete examples of support restrictions. I review the existing method of identifying the DTE given marginal distributions without support restrictions to demonstrate its limits in the presence of support restrictions. I also briefly discuss the optimal transportation approach to describe the key idea of my identification strategy. Section 3 formally characterizes the identification region of the DTE under general support restrictions and derives informative bounds for economic examples from the characterization. Section 4 provides numerical examples to assess the informativeness of my new bounds and analyzes sources of identification gains. Section 5 illustrates the usefulness of these bounds by applying DTE bounds derived in Section 3 to an empirical analysis of the impact distribution of smoking on infant birth weight. Section 6 concludes and discusses interesting extensions.

2 Basic Setup, DTE Bounds and Optimal Transportation Approach

In this section, I present the potential outcomes setup that this study is based on, the notation, and the assumptions used throughout this study. I demonstrate that the bounds on the DTE established without support restrictions are not the best possible bounds in the presence of support restrictions. Then I propose a new method to derive sharp bounds on the DTE based on the optimal transportation framework.

2.1 Basic Setup

The setup that I consider is as follows: the econometrician observes a realized outcome variable Y and a treatment participation indicator D for each individual, where $D = 1$ indicates treatment participation while $D = 0$ nonparticipation. An observed outcome Y can be written as $Y = DY_1 + (1 - D)Y_0$. Only Y_1 is observed for the individual who takes the treatment while only Y_0 is observed for the individual who does not take the treatment, where Y_0 and Y_1 are the potential outcome without and with treatment, respectively. Treatment effects Δ are defined as $\Delta = Y_1 - Y_0$ the difference of potential outcomes. The objective of this study is to identify the distribution function of treatment effects $F_\Delta(\delta) = \Pr(Y_1 - Y_0 \leq \delta)$ from observed pairs (Y, D) for fixed $\delta \in \mathbb{R}$.

To avoid notational confusion, I differentiate between the *distribution* and the *distribution function*. Let μ_0 , μ_1 and π denote marginal distributions of Y_0 and Y_1 , and their joint distribution, respectively. That is, for any measurable set A_d in \mathbb{R} , $\mu_d(A_d) = \Pr\{Y_d \in A_d\}$ for $d \in \{0, 1\}$ and $\pi(A) = \Pr\{(Y_0, Y_1) \in A\}$ for any measurable set A in \mathbb{R}^2 . In addition, let F_0 , F_1 and F denote marginal distribution functions of Y_0 and Y_1 , and their joint distribution function, respectively. That is, $F_d(y_d) = \mu_d((-\infty, y_d])$ and

$F(y_0, y_1) = \pi((-\infty, y_0] \times (-\infty, y_1])$ for any $y_d \in \mathbb{R}$ and $d \in \{0, 1\}$. Let \mathcal{Y}_0 and \mathcal{Y}_1 denote the support of Y_0 and Y_1 , respectively.

In this paper, the identification region of $F_\Delta(\delta)$ is obtained for fixed marginal distributions. When marginal distributions are only partially identified, DTE bounds are obtained by taking the union of the bounds over all possible pairs of marginal distributions. Marginal distributions of potential outcomes are point-identified in randomized experiments or under selection on observables. Furthermore, previous studies have shown that even if the selection is endogenous, marginal distributions of potential outcomes are point or partially identified under relatively weak conditions. Imbens and Rubin (1997) and Abadie (2002) showed that marginal distributions for compliers are point-identified under the local average treatment effects (LATE) assumptions, and Kitagawa (2009) obtained the identification region of marginal distributions under IV conditions.³

I impose the following assumption on the fixed marginal distribution functions throughout this paper:

Assumption 1 *The marginal distribution functions F_0 and F_1 are both absolutely continuous with respect to the Lebesgue measure on \mathbb{R} .*

In this paper, I obtain *sharp* bounds on the DTE. Sharp bounds are defined as the best possible bounds on the collection of DTE values that are compatible with the observations (Y, D) and given restrictions. Let $F_\Delta^L(\delta)$ and $F_\Delta^U(\delta)$ denote the lower and upper bounds on the DTE $F_\Delta(\delta)$:

$$F_\Delta^L(\delta) \leq F_\Delta(\delta) \leq F_\Delta^U(\delta).$$

If there exists an underlying joint distribution function F that has fixed marginal distribution functions F_0 and F_1 and generates $F_\Delta(\delta) = F_\Delta^L(\delta)$ for fixed $\delta \in \mathbb{R}$, then $F_\Delta^L(\delta)$ is called the *sharp* lower bound. The *sharp* upper bound can be also defined in the same way. Note that throughout this study, sharp bounds indicate *pointwise* sharp bounds in the sense that the underlying joint distribution function F achieving sharp bounds is allowed to vary with the value of δ .⁴

To identify the DTE, I consider support restrictions, which can be written as

$$\Pr((Y_0, Y_1) \in C) = 1,$$

³Note that the conditions considered in these studies do not restrict dependence between two potential outcomes.

⁴If the underlying joint distribution function F does not depend on δ , then the sharp bounds are called *uniformly* sharp bounds. Uniformly sharp bounds are outside of the scope of this paper. For more details on uniform sharpness, see Firpo and Ridder (2008).

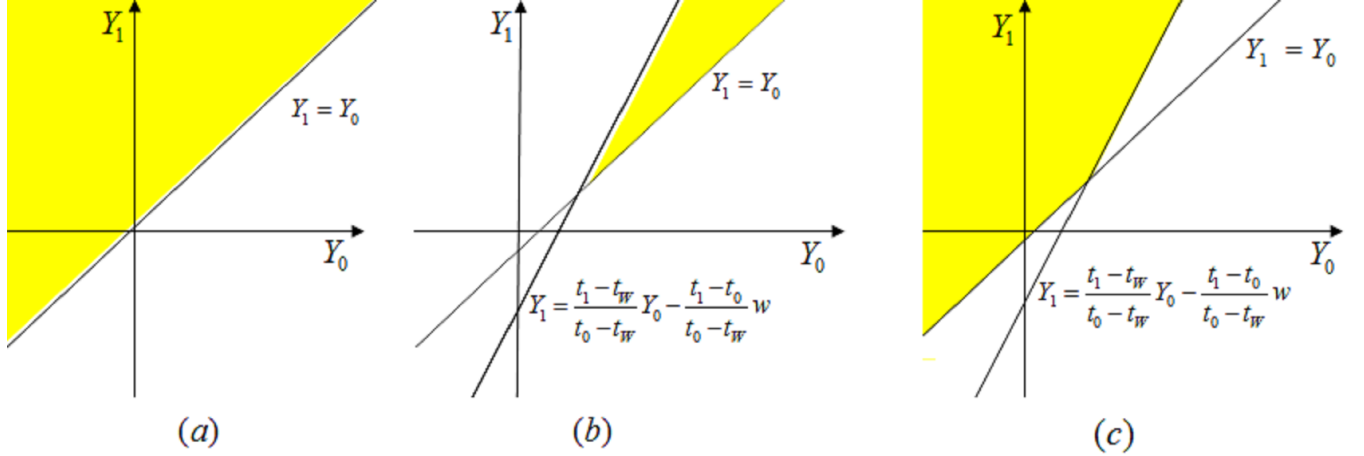


Figure 1: (a) MTR, (b) concave treatment response, (c) convex treatment response

for some closed set C in \mathbb{R}^2 . This class of restrictions encompasses any restriction that can be written as

$$g(Y_0, Y_1) \leq 0 \text{ with probability one,} \quad (1)$$

for any continuous function $g : \mathbb{R} \times \mathbb{R} \rightarrow \mathbb{R}$. For example, shape restrictions on the treatment response function such as MTR, concave response, and convex response can be written in the form (1). Furthermore, identifying the DTE under support restrictions opens the way to identify other parameters such as the DTE conditional on the treated and the untreated in the Roy model, and the DTE conditional on potential outcomes.

Example 1 (*Monotone Treatment Response*) *MTR only requires that the potential outcomes be weakly monotone in treatment with probability one:*

$$\Pr(Y_1 \geq Y_0) = 1.$$

MTR restricts the support of (Y_0, Y_1) to the region above the straight line $Y_1 = Y_0$, as shown in Figure 1(a).

Example 2 (*Concave/Convex Treatment Response*) *Consider panel data where the outcome without treatment and an outcome either with the low-intensity treatment or with the high-intensity treatment is observed for each individual.⁵ Let W denote the observed outcome without treatment, while Y_0 and Y_1 denote potential outcomes under low-intensity treatment and high-intensity treatment, respectively. Suppose that the treatment response function is nondecreasing and that either (W, Y_0) or (W, Y_1) is observed for each individual.*

⁵Various empirical studies are based on this structure, e.g. Newhouse et al. (2007), Bandiera et al. (2008), and Suri (2011), among others.

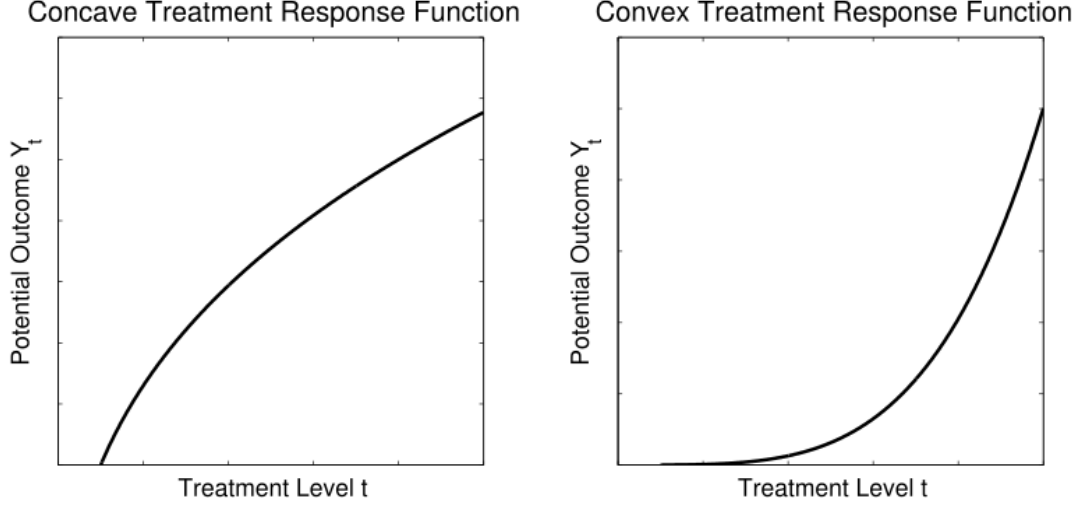


Figure 2: Concave treatment response and convex treatment response

Concavity and convexity of the treatment response function imply $\Pr\left(\frac{Y_0 - W}{t_0 - t_W} \geq \frac{Y_1 - Y_0}{t_1 - t_0}, Y_1 \geq Y_0 \geq W\right) = 1$ and $\Pr\left(\frac{Y_0 - W}{t_0 - t_W} \geq \frac{Y_1 - Y_0}{t_1 - t_0}, Y_1 \geq Y_0 \geq W\right) = 1$, respectively, where t_d is a level of input for each treatment status $d \in \{0, 1\}$ while t_W is a level of input without the treatment and $t_W < t_0 < t_1$. Given $W = w$, concavity and convexity of the treatment response function restrict the support of (Y_0, Y_1) to the region below the straight line $Y_1 = \frac{t_1 - t_W}{t_0 - t_W} Y_0 - \frac{t_1 - t_0}{t_0 - t_W} w$ and above the straight line $Y_1 = Y_0$, and to the region above two straight lines $Y_1 = \frac{t_1 - t_W}{t_0 - t_W} Y_0 - \frac{t_1 - t_0}{t_0 - t_W} w$ and $Y_1 = Y_0$, respectively, as shown in Figures 1(b) and (c).

Example 3 (Roy Model) In the Roy model, individuals self-select into treatment when their benefits from the treatment are greater than nonpecuniary costs for treatment participation. The extended Roy model assumes that the nonpecuniary cost is deterministic with the following selection equation:

$$D = \mathbf{1}\{Y_1 - Y_0 \geq \mu_C(Z)\},$$

where $\mu_C(Z)$ represents nonpecuniary costs with a vector of observables Z . Then treated ($D = 1$) and untreated people ($D = 0$) are the observed groups satisfying support restrictions $\{Y_1 - Y_0 \geq \mu_C(Z)\}$ and $\{Y_1 - Y_0 < \mu_C(Z)\}$, respectively.

Example 4 (DTE conditional on Potential Outcomes) The conditional DTE for the unobservable subgroup whose potential outcomes belong to a certain set C is written as

$$\Pr\{Y_1 - Y_0 \leq \delta \mid (Y_0, Y_1) \in C\}.$$

For example, the distribution of the college premium for people whose potential wage without college degrees is less than or equal to θ can be written as

$$\Pr \{Y_1 - Y_0 \leq \delta | Y_0 \leq \theta\},$$

where Y_0 and Y_1 denote the potential wage without and with college degrees, respectively.

2.2 DTE Bounds without Support Restrictions

Prior to considering support restrictions, I briefly discuss bounds on the DTE given marginal distributions without those restrictions.

Lemma 1 (Makarov (1981)) *Let*

$$F_{\Delta}^L(\delta) = \sup_y \max(F_1(y) - F_0(y - \delta), 0),$$

$$F_{\Delta}^U(\delta) = 1 + \inf_y \min(F_1(y) - F_0(y - \delta), 0).$$

Then for any $\delta \in \mathbb{R}$,

$$F_{\Delta}^L(\delta) \leq F_{\Delta}(\delta) \leq F_{\Delta}^U(\delta),$$

and both $F_{\Delta}^L(\delta)$ and $F_{\Delta}^U(\delta)$ are sharp.

Henceforth, I call these bounds Makarov bounds. One way to bound the DTE is to use joint distribution bounds since the DTE can be obtained from the joint distribution. When the marginal distributions of Y_0 and Y_1 are given, Fréchet inequalities provide some information on their unknown joint distribution as follows: for any measurable sets A_0 and A_1 in \mathbb{R} ,

$$\max\{\mu_0(A_0) + \mu_1(A_1) - 1, 0\} \leq \pi(A_0 \times A_1) \leq \min\{\mu_0(A_0), \mu_1(A_1)\}.$$

Consider the event $\{Y_0 \in A_0, Y_1 \in A_1\}$ for any interval $A_d = [a_d, b_d]$ with $a_d < b_d$ and $d \in \{0, 1\}$. In Figure 3, $\pi(A_0 \times A_1)$ corresponds to the probability of the shaded *rectangular* region in the support space of (Y_0, Y_1) .⁶ Note that since marginal distributions are defined in the one dimensional space, they are informative on the joint distribution for rectangular regions in the two-dimensional support space of (Y_0, Y_1) , as illustrated in Figure 3.

⁶If A_0 and A_1 are given as the unions of multiple intervals, $\{Y_0 \in A_0, Y_1 \in A_1\}$ would correspond to multiple *rectangular* regions.

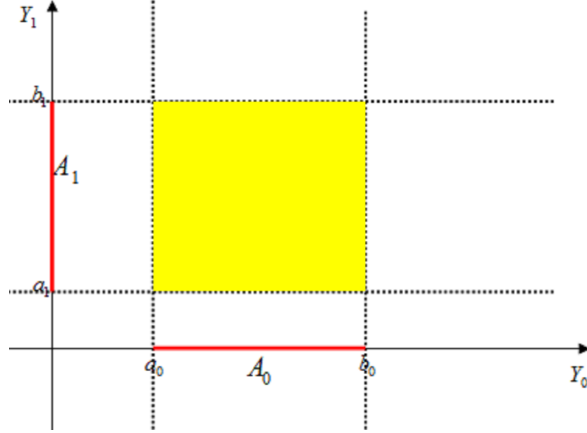


Figure 3: $\{Y_0 \in A_0, Y_1 \in A_1\}$

Graphically, the DTE corresponds to the region below the straight line $Y_1 = Y_0 + \delta$ in the support space as shown in Figure 4. Since the given marginal distributions are informative on the joint distribution for rectangular regions in the support space, one can bound the DTE by considering two rectangles $\{Y_0 \geq y - \delta, Y_1 \leq y\}$ and $\{Y_0 < y' - \delta, Y_1 > y'\}$ for any $(y, y') \in \mathbb{R}^2$. Although the probability of each rectangle is not point-identified, it can be bounded by Fréchet inequalities.⁷ Since the DTE is bounded from below by the Fréchet lower bound on $\Pr\{Y_0 \geq y - \delta, Y_1 \leq y\}$ for any $y \in \mathbb{R}$, the lower bound on the DTE is obtained as follows:

$$\sup_y \max(F_1(y) - F_0(y - \delta), 0) \leq F_\Delta(\delta).$$

Similarly, the DTE is bounded from above by $1 - \Pr\{Y_0 < y' - \delta, Y_1 > y'\}$ for any $y' \in \mathbb{R}$. Therefore, the upper bound on the DTE is obtained by the Fréchet lower bound on $\Pr\{Y_0 < y' - \delta, Y_1 > y'\}$ as follows:

$$F_\Delta(\delta) \leq 1 - \sup_{y'} \max(F_0(y' - \delta) - F_1(y'), 0).$$

Makarov (1981) proved that those lower and upper bounds are sharp.⁸

If the marginal distributions of Y_0 and Y_1 are both absolutely continuous with respect to the Lebesgue measure on \mathbb{R} , then the Makarov upper bound and lower bound are achieved when $F(y_0, y_1) = C_s^L(F_0(y_0), F_1(y_1))$

⁷Note that Fréchet lower bounds on $\Pr\{Y_0 \geq y' - \delta, Y_1 \leq y'\}$ and $\Pr\{Y_0 < y' - \delta, Y_1 > y'\}$ are sharp. They are both achieved when Y_0 and Y_1 are perfectly positively dependent.

⁸One may wonder if multiple rectangles below $Y_1 = Y_0 + \delta$ that overlap one another could yield the more improved lower bound. However, if the Fréchet lower bound on another rectangle $\{Y_0 \geq y'' - \delta, Y_1 \leq y''\}$ is added and the Fréchet upper bound on the intersection of the two rectangles is subtracted, it is smaller than or equal to the lower bound obtained from the only one rectangle.

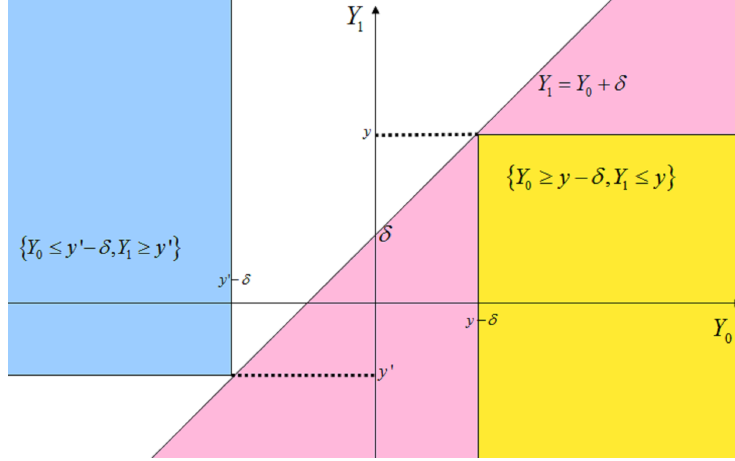


Figure 4: Makarov bounds

and when $F(y_0, y_1) = C_t^U(F_0(y_0), F_1(y_1))$ respectively, where

$$s = F_{\Delta}^U(\delta) \text{ and } t = F_{\Delta}^L(\delta^-),$$

$$C_s^U(u, v) = \begin{cases} \min(u + s - 1, v), & 1 - s \leq u \leq 1, 0 \leq v \leq s, \\ \max(u + v - 1, 0), & \text{elsewhere,} \end{cases}$$

$$C_t^L(u, v) = \begin{cases} \min(u, v - t), & 0 \leq u \leq 1 - t, t \leq v \leq 1, \\ \max(u + v - 1, 0), & \text{elsewhere.} \end{cases}$$

Note that both $C_s^U(u, v)$ and $C_t^L(u, v)$ depend on δ , through s and t , respectively.⁹ Since the joint distribution achieving Makarov bounds varies with δ , Makarov bounds are only *pointwise* sharp, not *uniformly*. To address this issue, Firpo and Ridder (2008) proposed joint bounds on the DTE for multiple values of δ , which are tighter than Makarov bounds. However, their improved bounds are not sharp and sharp bounds on the functional F_{Δ} are an open question. For details, see Frank et al. (1997), Nelsen (2006) and Firpo and Ridder (2008).

Although Makarov bounds are sharp when no other restrictions are imposed, they are often too wide to be informative in practice and not sharp in the presence of additional restrictions on the set of possible pairs of potential outcomes. Figure 5 illustrates that if the support is restricted to the region above the straight line $Y_1 = Y_0$ by MTR, the Makarov lower bound is not the best possible anymore. The lower bound can be

⁹To be precise, when the distribution of $Y_1 - Y_0$ is discontinuous, the Makarov lower bound is attained only for the left limit of the DTE. That is, $F_{\Delta}(\delta^-) = F_{\Delta}^L(\delta^-) = t$ under C_t^L , while under C_s^U , $F_{\Delta}(\delta) = F_{\Delta}^U(\delta) = s$ for the right-continuous distribution function F_{Δ} . Note that even if both marginal distributions of Y_1 and Y_0 are continuous, the distribution of $Y_1 - Y_0$ may not be continuous. Hence, typically the lower bound on the DTE is established only for the left limit of the DTE $\Pr[Y_1 - Y_0 < \delta]$. See Nelsen (2006) for details.

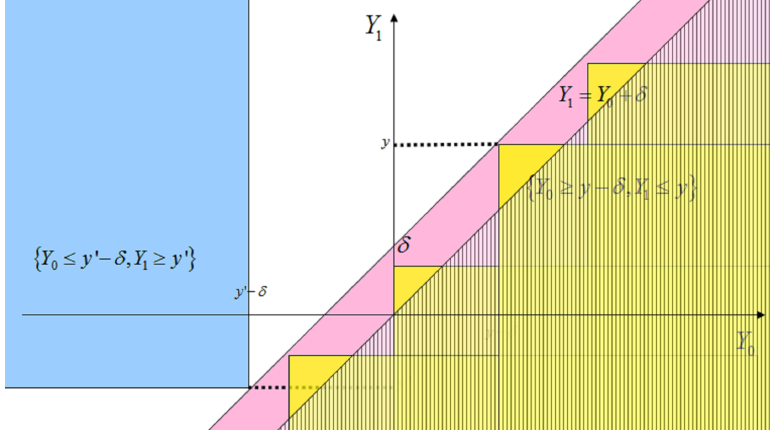


Figure 5: Makarov bounds are not best possible under MTR

improved under MTR because MTR allows *multiple* mutually exclusive rectangles to be placed below the straight line $Y_1 = Y_0 + \delta$.

Methods of establishing sharp bounds under this class of restrictions and fixed marginal distributions have remained unanswered in the literature. The central difficulty lies in finding out the particular joint distributions achieving sharp bounds among all joint distributions that have the given marginal distributions and satisfy support restrictions. The next subsection shows that an optimal transportation approach circumvents this difficulty through its dual formulation.

2.3 Optimal Transportation Approach

An optimal transportation problem was first formulated by Monge (1781) who studied the most efficient way to move a given distribution of mass to another distribution in a different location. Much later Monge's problem was rediscovered and developed by Kantorovich. The optimal transportation problem of Monge-Kantorovich type is posed as follows. Let $c(y_0, y_1)$ be a nonnegative lower semicontinuous function on \mathbb{R}^2 and define $\Pi(\mu_0, \mu_1)$ to be the set of joint distributions on \mathbb{R}^2 that have μ_0 and μ_1 as marginal distributions. The optimal transportation problem solves

$$\inf_{\pi \in \Pi(\mu_0, \mu_1)} \int c(y_0, y_1) d\pi. \quad (2)$$

The objective function in the minimization problem is linear in the joint distribution π and the constraint is that the joint distribution π should have fixed marginal distributions μ_0 and μ_1 . $c(y_0, y_1)$ and $\int c(y_0, y_1) d\pi$ are called the *cost function* and the *total cost*, respectively. Kantorovich (1942) developed a dual formulation for the problem (2), which is a key feature of the optimal transportation approach.

Lemma 2 (*Kantorovich duality*) Let $c : \mathbb{R} \times \mathbb{R} \rightarrow [0, \infty]$ be a lower semicontinuous function and Φ_c the set of all functions $(\varphi, \psi) \in L^1(d\mu_0) \times L^1(d\mu_1)$ with

$$\varphi(y_0) + \psi(y_1) \leq c(y_0, y_1) \quad (3)$$

Then,

$$\inf_{\pi \in \Pi(\mu_0, \mu_1)} \int c(y_0, y_1) d\pi = \sup_{(\varphi, \psi) \in \Phi_c} \left(\int \varphi(y_0) d\mu_0 + \int \psi(y_1) d\mu_1 \right). \quad (4)$$

Also, the infimum in the left-hand side of (4) and the supremum in the right-hand side of (4) are both attainable, and the value of the supremum in the right-hand side does not change if one restricts (φ, ψ) to be bounded and continuous.

Remark 1 Note that the cost function $c(y_0, y_1)$ may be infinite for some $(y_0, y_1) \in \mathbb{R}^2$. Since c is a nonnegative function, the integral $\int c(y_0, y_1) d\pi \in [0, \infty]$ is well-defined.

This dual formulation provides a key to solve the optimization problem (2); I can overcome the difficulty associated with picking the maximizer joint distribution in the set $\Pi(\mu_0, \mu_1)$ by solving optimization with respect to given marginal distributions. The dual functions $\varphi(y_0)$ and $\psi(y_1)$ are Lagrange multipliers corresponding to the constraints $\pi(y_0 \times \mathbb{R}) = \mu_0(y_0)$ and $\pi(\mathbb{R} \times y_1) = \mu_1(y_1)$, respectively, for each y_0 and y_1 in \mathcal{Y}_0 and \mathcal{Y}_1 . Henceforth they are both assumed to be bounded and continuous without loss of generality. By the condition (3), each pair (φ, ψ) in Φ_c satisfies

$$\begin{aligned} \varphi(y_0) &\leq \inf_{y_1 \in \mathbb{R}} \{c(y_0, y_1) - \psi(y_1)\}, \\ \psi(y_1) &\leq \inf_{y_0 \in \mathbb{R}} \{c(y_0, y_1) - \varphi(y_0)\}. \end{aligned} \quad (5)$$

At the optimum for (y_0, y_1) in the support of the optimal joint distribution, the inequality in (3) holds with equality and there exists a pair of dual functions (φ, ψ) that satisfies both inequalities in (5) with equalities.

In recent years, this dual formulation has turned out to be powerful and useful for various problems related to the equilibrium and decentralization in economics. See Ekeland (2005, 2010), Carlier (2010), Chiappori et al. (2010), Chernozhukov et al. (2010), and Galichon and Salanié (2012). In econometrics, Galichon and Henry (2009) and Ekeland et al. (2010) showed that the dual formulation yields a test statistic for a set of theoretical restrictions in partially identified economic models. They set the cost function as an indicator for incompatibility of the structure with the data and derived a Kolmogorov Smirnov type test statistic from a well known dual representation theorem; see Lemma 3 below. Similarly, Galichon and Henry (2011) showed that the identified set of structural parameters in game theoretic models with pure strategy

equilibria can be formulated as an optimal transportation problem using the $\{0, 1\}$ -valued cost function.

Establishing sharp bounds on the DTE is also an optimal transportation problem with an indicator function as the cost function. The DTE can be written as the integration of an indicator function with respect to the joint distribution π as follows:

$$F_{\Delta}(\delta) = \Pr(Y_1 - Y_0 < \delta) = \int \mathbf{1}\{y_1 - y_0 < \delta\} d\pi.$$

Since marginal distributions of potential outcomes are given as μ_0 and μ_1 , establishing sharp bounds reduces to picking a particular joint distribution maximizing or minimizing the DTE from all possible joint distributions having μ_0 and μ_1 as their marginal distributions. Then the DTE is bounded as follows:

$$\inf_{\pi \in \Pi(\mu_0, \mu_1)} \int \mathbf{1}\{y_1 - y_0 < \delta\} d\pi \leq F_{\Delta}(\delta) \leq \sup_{\pi \in \Pi(\mu_0, \mu_1)} \int \mathbf{1}\{y_1 - y_0 \leq \delta\} d\pi,$$

where $\Pi(\mu_0, \mu_1)$ is the set of joint distributions that have μ_0 and μ_1 as marginal distributions. For the indicator function, the Kantorovich duality lemma for $\{0, 1\}$ -valued costs in Villani (2003) can be applied as follows:

Lemma 3 (*Kantorovich duality for $\{0, 1\}$ -valued costs*) *The sharp lower bound on the DTE has the following dual representation:*

$$\begin{aligned} & \inf_{\pi \in \Pi(\mu_0, \mu_1)} \int \mathbf{1}\{y_1 - y_0 < \delta\} d\pi \\ &= \sup_{A \subset \mathbb{R}} \{\mu_0(A) - \mu_1(A^D); A \text{ is closed}\} \end{aligned} \tag{6}$$

where

$$A^D = \{y_1 \in \mathbb{R} | \exists y_0 \in A \text{ s.t. } y_1 - y_0 \geq \delta\}.$$

Similarly, the sharp upper bound on the DTE can be written as follows:

$$\begin{aligned} & \sup_{\pi \in \Pi(\mu_0, \mu_1)} \int \mathbf{1}\{y_1 - y_0 \leq \delta\} d\pi \\ &= 1 - \inf_{F \in \Pi(F_0, F_1)} \int \mathbf{1}\{y_1 - y_0 > \delta\} d\pi \\ &= 1 - \sup_{A \subset \mathbb{R}} \{\mu_0(A) - \mu_1(A^E); A \text{ is closed}\} \end{aligned}$$

where

$$A^E = \{y_1 \in \mathbb{R} | \exists y_0 \in A \text{ s.t. } y_1 - y_0 \leq \delta\}.$$

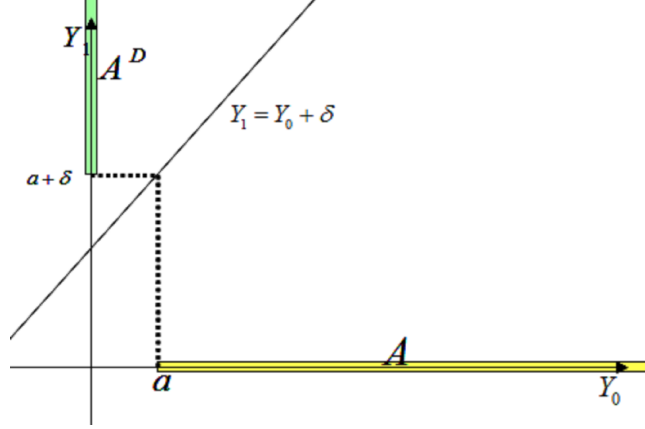


Figure 6: A^D for $A = [a, \infty)$

Proof. See pp. 44 – 46 of Villani (2003). ■

In the following discussion, I focus on the lower bound on the DTE since the procedure to obtain the upper bound is similar.

Remark 2 *In the proof of Lemma 3, Villani (2003) showed that at the optimum, $A = \{x \in \mathbb{R} | \varphi(x) \geq s\}$ for some $s \in [0, 1]$. Since the function φ is continuous, if φ is nondecreasing then $A = [a, \infty)$ for some $a \in [-\infty, \infty]$ where $A = \emptyset$ if $a = \infty$. In contrast, if φ is nonincreasing, then $A = (-\infty, a]$ where $A = \emptyset$ if $a = -\infty$.*

Remember that for any (y_0, y_1) in the support of the optimal joint distribution, φ and ψ satisfy

$$\varphi(y_0) = \inf_{y_1 \in \mathbb{R}} \{ \mathbf{1}\{y_1 - y_0 < \delta\} - \psi(y_1) \}. \quad (7)$$

Pick (y'_0, y'_1) and (y''_0, y''_1) with $y''_0 > y'_0$ in the support of the optimal joint distribution. Then,

$$\begin{aligned} \varphi(y'_0) &= \mathbf{1}\{y'_1 - y'_0 < \delta\} - \psi(y'_1) \\ &\leq \mathbf{1}\{y''_1 - y'_0 < \delta\} - \psi(y'_1) \\ &\leq \mathbf{1}\{y''_1 - y''_0 < \delta\} - \psi(y'_1) \\ &= \varphi(y''_0). \end{aligned} \quad (8)$$

The inequality in the second line of (8) is obvious from (7) and the inequality in the third line of (8) holds because $\mathbf{1}\{y_1 - y_0 < \delta\}$ is nondecreasing in y_0 . Since φ is nondecreasing on the set $\{y_0 \in \mathcal{Y}_0 | \exists y_1 \in \mathcal{Y}_1 \text{ s.t. } (y_0, y_1) \in \text{Supp}(\pi)\}$ by Remark 2 A can be written as $[a, \infty)$ for some $a \in [-\infty, \infty]$.

As shown in Figure 6, $A^D = \phi$ for $A = \phi$, and $A^D = [a + \delta, \infty)$ for $A = [a, \infty)$ with $a \in (-\infty, \infty)$. Then, $\mu_0(A) - \mu_1(A^D) = 0$ for $A = \phi$, while $\mu_0(A) - \mu_1(A^D) = F_1(a + \delta) - F_0(a)$ for $A = [a, \infty)$. Therefore, the RHS in (6) reduces to

$$\sup_{a \in \mathbb{R}} \max [F_1(a + \delta) - F_0(a), 0],$$

which is equal to the Makarov lower bound. One can derive the Makarov upper bound in the same way.

Now consider the support restriction $\Pr((Y_0, Y_1) \in C) = 1$. Note that this restriction is linear in the entire joint distribution π , since it can be rewritten as $\int \mathbf{1}_C(y_0, y_1) d\pi = 1$. The linearity makes it possible to handle this restriction with penalty. In particular, since support restrictions hold with probability one, the corresponding penalty is infinite. Therefore, one can embed $1 - \mathbf{1}_C(y_0, y_1)$ into the cost function with an infinite multiplier $\lambda = \infty$ as follows:

$$\inf_{\pi \in \Pi(\mu_0, \mu_1)} \int \{\mathbf{1}\{y_1 - y_0 < \delta\} + \lambda(1 - \mathbf{1}_C(y_0, y_1))\} d\pi \quad (9)$$

The minimization problem (9) is well defined with $\lambda = \infty$ as noted in Remark 1. Note that for $\lambda = \infty$, any joint distribution which violates the restriction $\Pr((Y_0, Y_1) \in C) = 1$ would cause infinite total costs in (9) and it is obviously excluded from the potential optimal joint distribution candidates. The optimal joint distribution should thus satisfy the restriction $\Pr((Y_0, Y_1) \in C) = 1$ to avoid infinite costs by not permitting any positive probability density for the region outside of the set C . Similarly, the upper bound on the DTE is written as

$$\begin{aligned} & \sup_{\pi \in \Pi(\mu_0, \mu_1)} \int \{\mathbf{1}\{y_1 - y_0 \leq \delta\} - \lambda(1 - \mathbf{1}_C(y_0, y_1))\} d\pi \\ & = 1 - \inf_{\pi \in \Pi(\mu_0, \mu_1)} \int \{\mathbf{1}\{y_1 - y_0 > \delta\} + \lambda(1 - \mathbf{1}_C(y_0, y_1))\} d\pi. \end{aligned} \quad (10)$$

To the best of my knowledge, this is the first paper that allows for $\{0, 1, \infty\}$ -valued costs. Although the econometrics literature based on the optimal transportation approach has used Lemma 3 for $\{0, 1\}$ -valued costs, the problem (9) cannot be solved using Lemma 3. In the next section, I develop a dual representation for (9) in order to characterize sharp bounds on the DTE.

3 Main Results

This section characterizes sharp DTE bounds under general support restrictions by developing a dual representation for problems (9) and (10). I use this characterization to derive sharp DTE bounds for various

economic examples. Also, I provide intuition regarding improvement of the identification region via graphical illustrations.

3.1 Characterization

The following theorem is the main result of the paper.

Theorem 1 *The sharp lower and upper bounds on the DTE under $\Pr((Y_0, Y_1) \in C) = 1$ are characterized as follows: for any $\delta \in \mathbb{R}$,*

$$F_{\Delta}^L(\delta) \leq F_{\Delta}(\delta) \leq F_{\Delta}^U(\delta),$$

where

$$\begin{aligned} F_{\Delta}^L(\delta) &= \sup_{\{A_k\}_{k=-\infty}^{\infty}} \sum_{k=-\infty}^{\infty} \max\{\mu_0(A_k) - \mu_1(A_k^C), 0\}, \\ F_{\Delta}^U(\delta) &= 1 - \sup_{\{B_k\}_{k=-\infty}^{\infty}} \sum_{k=-\infty}^{\infty} \max\{\mu_0(B_k) - \mu_1(B_k^C), 0\}, \end{aligned} \quad (11)$$

where

$\{A_k\}_{k=-\infty}^{\infty}$ and $\{B_k\}_{k=-\infty}^{\infty}$ are both monotonically decreasing sequences of open sets,

$$\begin{aligned} A_k^C &= \{y_1 \in \mathbb{R} | \exists y_0 \in A_k \text{ s.t. } y_1 - y_0 \geq \delta \text{ and } (y_0, y_1) \in C\} \\ &\cup \{y_1 \in \mathbb{R} | \exists y_0 \in A_{k+1} \text{ s.t. } y_1 - y_0 < \delta \text{ and } (y_0, y_1) \in C\}, \\ B_k^C &= \{y_1 \in \mathbb{R} | \exists y_0 \in B_k \text{ s.t. } y_1 - y_0 \leq \delta \text{ and } (y_0, y_1) \in C\} \\ &\cup \{y_1 \in \mathbb{R} | \exists y_0 \in B_{k+1} \text{ s.t. } y_1 - y_0 > \delta \text{ and } (y_0, y_1) \in C\} \text{ for any integer } k. \end{aligned}$$

Proof. See Appendix A. ■

Theorem 1 is obtained by applying Kantorovich duality in Lemma 2 to the optimal transportation problems (9) and (10). Note that the sharpness of the bounds is also confirmed by Lemma 2. Since characterization of the upper bound is similar to that of the lower bound, I maintain the focus of the discussion on the lower bound. The minimization problem (9) can be written in the dual formulation as follows: for $\lambda = \infty$,

$$\begin{aligned} &\inf_{\pi \in \Pi(\mu_0, \mu_1)} \int \{\mathbf{1}\{y_1 - y_0 < \delta\} + \lambda(1 - \mathbf{1}_C(y_0, y_1))\} d\pi \\ &= \sup_{(\varphi, \psi) \in \Phi_c} \left(\int \varphi(y_0) d\mu_0 + \int \psi(y_1) d\mu_1 \right), \end{aligned}$$

where

$$\Phi_c = \{(\varphi, \psi); \varphi(y_0) + \psi(y_1) \leq \mathbf{1}\{y_1 - y_0 < \delta\} + \lambda(1 - \mathbf{1}_C(y_0, y_1)) \text{ with } \lambda = \infty\}.$$

Note that at the optimum $\varphi(y_0) + \psi(y_1) = \mathbf{1}\{y_1 - y_0 < \delta\}$ for any (y_0, y_1) in the support of the optimal joint distribution. Therefore, dual functions φ and ψ can be written as follows: for any (y_0, y_1) in the support of the optimal joint distribution,

$$\varphi(y_0) = \inf_{y_1: (y_0, y_1) \in C} \{\mathbf{1}\{y_1 - y_0 < \delta\} - \psi(y_1)\}.$$

In my proof of Theorem 1, A_k is defined as $A_k = \{x \in \mathbb{R} : \varphi(x) > s + k\}$ for the function φ , some $s \in [0, 1]$, and each integer k . Since the dual function φ is continuous, if φ is nondecreasing then $A_k = (a_k, \infty)$ for some $a_k \in [-\infty, \infty]$. Note that $A_k = \phi$ for $a_k = \infty$. Also, since $\{A_k\}_{k=-\infty}^{\infty}$ is a monotonically decreasing sequence of open sets, $a_k \leq a_{k+1}$ for every integer k . In contrast, if φ is nonincreasing at the optimum then $A_k = (-\infty, a_k)$ for $a_k \in [-\infty, \infty]$ and $a_{k+1} \leq a_k$ for each integer k . Note that $A_k = \phi$ for $a_k = -\infty$. In the next subsection, I will show that the function φ is monotone for economic examples considered in this paper and that sharp DTE bounds in each example are readily derived from monotonicity of φ .

Remark 3 (*Robustness of the sharp bounds*) *My sharp DTE bounds are robust for support restrictions in the sense that they do not rely too heavily on the small deviation of the restriction. I can verify this by showing that sharp bounds under $\Pr((Y_0, Y_1) \in C) \geq p$ converge to those under $\Pr((Y_0, Y_1) \in C) = 1$, as p goes to one. The sharp lower bound under $\Pr((Y_0, Y_1) \in C) \geq p$ can be obtained with a multiplier $\tilde{\lambda}_p \geq 0$ as follows:*

$$F_{\Delta}^L(\delta) = \inf_{\pi \in \Pi(\mu_0, \mu_1)} \int \left\{ \mathbf{1}\{y_1 - y_0 < \delta\} + \tilde{\lambda}_p(1 - \mathbf{1}_C(y_0, y_1)) \right\} d\pi. \quad (12)$$

Obviously, $\tilde{\lambda}_0 = 0$. Furthermore, $\tilde{\lambda}_p \leq \tilde{\lambda}_q$ for $0 \leq p < q \leq 1$ since $F_{\Delta}^L(\delta)$ is nondecreasing in p . The proof of Theorem 1 can be easily adapted to the more general case in which the multiplier is given as a positive integer. If $\tilde{\lambda}_p = 2K$ in (12) for some positive integer K , then the dual representation reduces to

$$\sup_{\{A_k\}_{k=-\infty}^{\infty}} \sum_{k=-(K-1)}^K \max\{\mu_0(A_k) - \mu_1(A_k^C), 0\},$$

where $\{A_k\}_{k=-(K-1)}^K$ is monotonically decreasing. As K goes to infinity, this obviously converges to the dual representation for the infinite Lagrange multiplier, which is given in (11).

3.2 Economic Examples

In this subsection, I derive sharp bounds on the DTE for concrete economic examples from the general characterization in Theorem 1. As economic examples, MTR, concave treatment response, convex treatment response, and the Roy model of self-selection are discussed.

3.2.1 Monotone Treatment Response

Since the seminal work of Manski (1997), it has been widely recognized that MTR has an interesting identifying power for treatment effects parameters. MTR only requires that the potential outcomes be weakly monotone in treatment with probability one:

$$\Pr(Y_1 \geq Y_0) = 1.$$

His bounds on the DTE under MTR are obtained as follows: for $\delta < 0$, $F_\Delta(\delta) = 0$, and for $\delta \geq 0$,

$$\Pr(Y - y_0^L \leq \delta | D = 1) p + \Pr(y_1^U - Y \leq \delta | D = 0) (1 - p) \leq F_\Delta(\delta) \leq 1,$$

where $p = \Pr(D = 1)$, and y_0^L is the support infimum of Y_0 while y_1^U is the support supremum of Y_1 . He did not impose any other condition such as given marginal distributions of Y_0 and Y_1 . Note that MTR has no identifying power on the DTE in the binary treatment setting without additional information. Since MTR restricts only the lowest possible value of $Y_1 - Y_0$ as zero, the upper bound is trivially obtained as one for any $\delta \geq 0$. Similarly, MTR is uninformative for the lower bound, since MTR does not restrict the highest possible value of $Y_1 - Y_0$.¹⁰ Furthermore, when the support of each potential outcome is given as \mathbb{R} , they yield completely uninformative upper and lower bounds $[0, 1]$.

However, I show that given marginal distribution functions F_0 and F_1 , MTR has substantial identifying power for the lower bound on the DTE.

Corollary 1 *Suppose that $\Pr(Y_1 = Y_0) = 0$. Under MTR, sharp bounds on the DTE are given as follows: for any $\delta \in \mathbb{R}$,*

$$F_\Delta^L(\delta) \leq F_\Delta(\delta) \leq F_\Delta^U(\delta),$$

¹⁰Note that Y_1 is observed for the treated and Y_0 is observed for the untreated groups. For the treated, the highest possible value is $Y - Y_0^L$, while it is $Y_1^U - Y$ for the untreated. The lower bound is achieved when $\Pr(Y_0 = y_0^L | D = 1) = 1$ and $\Pr(Y_1 = y_1^U | D = 0) = 1$.

where

$$F_{\Delta}^U(\delta) = \begin{cases} 1 + \inf_{y \in \mathbb{R}} \{\min(F_1(y) - F_0(y - \delta), 0)\}, & \text{for } \delta \geq 0, \\ 0, & \text{for } \delta < 0. \end{cases},$$

$$F_{\Delta}^L(\delta) = \begin{cases} \sup_{\{a_k\}_{k=-\infty}^{\infty} \in \mathcal{A}_{\delta}} \sum_{k=-\infty}^{\infty} \max\{F_1(a_{k+1}) - F_0(a_k), 0\}, & \text{for } \delta \geq 0, \\ 0, & \text{for } \delta < 0, \end{cases},$$

where $\mathcal{A}_{\delta} = \{\{a_k\}_{k=-\infty}^{\infty}; 0 \leq a_{k+1} - a_k \leq \delta \text{ for each integer } k\}$.

Proof. See Appendix A. ■

The identifying power of MTR on the lower bound has an interesting graphical interpretation. As shown in Figure 7(a), the DTE under MTR corresponds to the probability of the region between two straight lines $Y_1 = Y_0$ and $Y_1 = Y_0 + \delta$. Given marginal distributions, the Makarov lower bound is obtained by picking $y^* \in \mathbb{R}$ such that a rectangle $[y^* - \delta, \infty) \times (-\infty, y^*]$ yields the maximum Fréchet lower bound among all rectangles below the straight line $Y_1 = Y_0 + \delta$. As shown in Figure 7(b), under MTR the probability of any rectangle $[y - \delta, \infty) \times (-\infty, y]$ below the straight line $Y_1 = Y_0 + \delta$ is equal to that of the triangle between two straight lines $Y_1 = Y_0 + \delta$ and $Y_1 = Y_0$. Now one can draw *multiple* mutually disjoint triangles between two straight lines $Y_1 = Y_0$ and $Y_1 = Y_0 + \delta$ as in Figure 7(c). Since the probability of each triangle is equal to the probability of the rectangle extended to the right and bottom sides, the lower bound on each triangle is obtained by applying the Fréchet lower bound to the extended rectangle. Then the improved lower bound is obtained by summing the Fréchet lower bounds on the triangles.

One of the key benefits of my characterization based on the optimal transportation approach is that it guarantees sharpness of the bounds. To show sharpness of given bounds in a copula approach, one should show what dependence structures achieve the bounds under fixed marginal distributions. This is technically difficult under MTR. However, the optimal transportation approach gets around this challenge by focusing on a dual representation involving given marginal distributions only.

Now I provide a sketch of the procedure to derive the lower bound under MTR from Theorem 1. The proof of deriving the lower bound from Theorem 1 proceeds in two steps.

The first step is to show that the dual function φ is nondecreasing so that one can put $A_k = (a_k, \infty)$ for $a_k \in [-\infty, \infty]$ at the optimum. For any (y_0, y_1) in the support of the optimal joint distribution, the dual function φ for the lower bound is written as

$$\varphi(y_0) = \inf_{y_1 \geq y_0} \{\mathbf{1}\{y_1 - y_0 < \delta\} - \psi(y_1)\}.$$

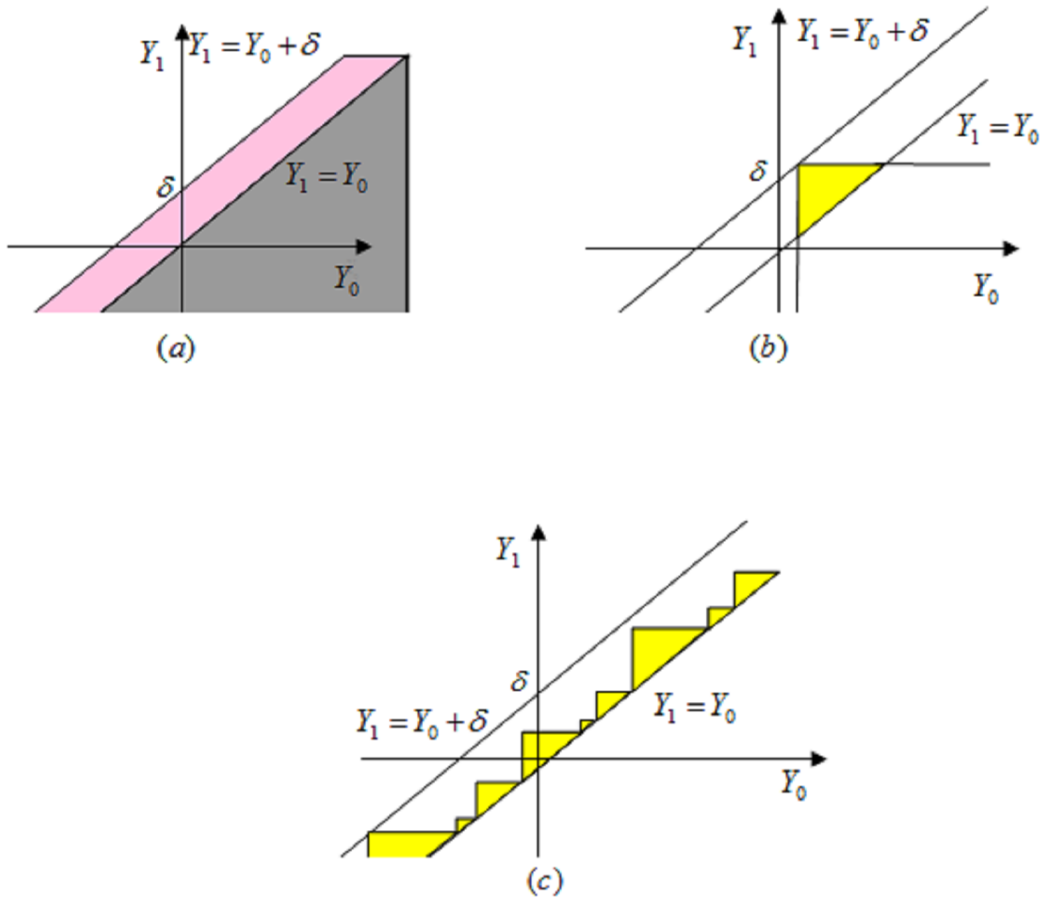


Figure 7: Improved lower bound under MTR

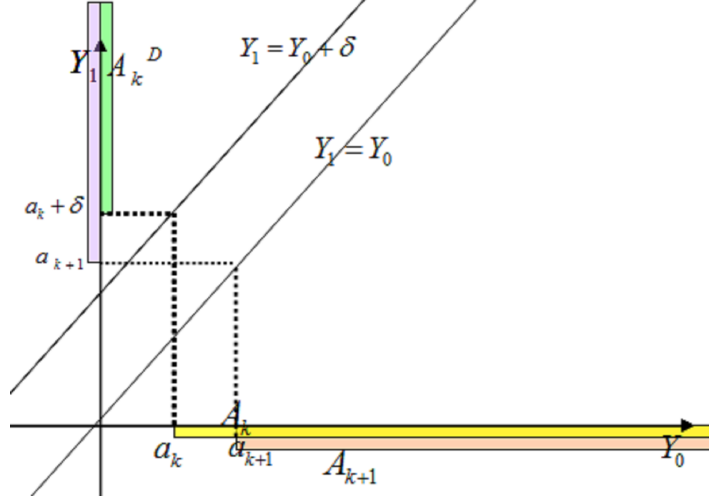


Figure 8: A_k^D for $A_k = (a_k, \infty)$ and $A_{k+1} = (a_{k+1}, \infty)$.

For any (y'_0, y'_1) and (y''_0, y''_1) with $y''_0 > y'_0$ in the support of the optimal joint distribution,

$$\begin{aligned}
\varphi(y'_0) &= \mathbf{1}\{y'_1 - y'_0 < \delta\} - \psi(y'_1) \\
&\leq \mathbf{1}\{y''_1 - y'_0 < \delta\} - \psi(y'_1) \\
&\leq \mathbf{1}\{y''_1 - y''_0 < \delta\} - \psi(y'_1) \\
&= \varphi(y''_0).
\end{aligned}$$

The first inequality in the second line follows from $y''_1 \geq y''_0 > y'_0$. The second inequality in the third line is satisfied because $\mathbf{1}\{y_1 - y_0 < \delta\}$ is nondecreasing in y_0 . Consequently, φ is nondecreasing and thus $A_k = (a_k, \infty)$ for $a_k \in [-\infty, \infty]$ at the optimum.

A_k^D is obtained from A_k as follows: for $\delta > 0$ and $A_k = (a_k, \infty)$ and $A_{k+1} = (a_{k+1}, \infty)$,

$$\begin{aligned}
A_k^D &= \{y_1 \in \mathbb{R} | \exists y_0 > a_k \text{ s.t. } \delta \leq y_1 - y_0\} \cup \{y_1 \in \mathbb{R} | \exists y_0 > a_{k+1} \text{ s.t. } 0 \leq y_1 - y_0 < \delta\} \\
&= (a_k + \delta, \infty) \cup (a_{k+1}, \infty) \\
&= (\min\{a_k + \delta, a_{k+1}\}, \infty).
\end{aligned}$$

At the optimum, $\{a_k\}_{k=-\infty}^{\infty}$ should satisfy $a_{k+1} \leq a_k + \delta$ for each integer k . The rigorous proof is provided in Appendix A. I demonstrate this graphically here. As shown in Figure 7(c), my improved lower bound represents the sum of Fréchet lower bounds on the probability of a sequence of disjoint triangles. Suppose

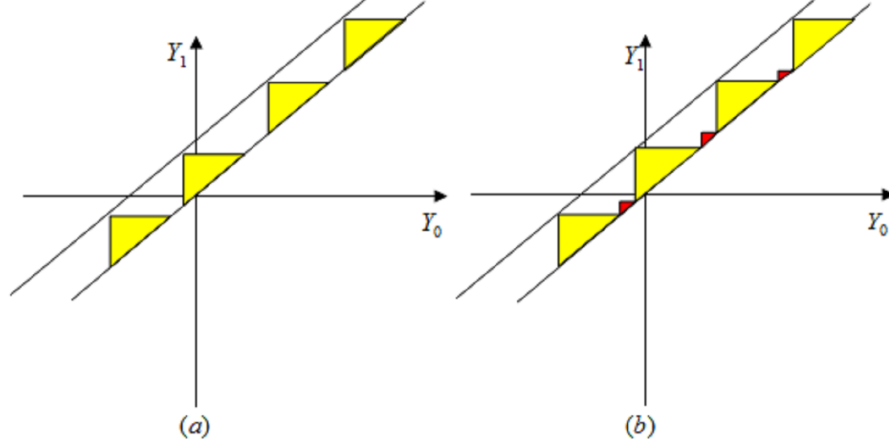


Figure 9: $a_{k+1} \leq a_k + \delta$ at the optimum

that $a_{k+1} > a_k + \delta$ for some integer k . This implies that triangles in the region between two straight lines $Y_1 = Y_0 + \delta$ and $Y_1 = Y_0$ lie sparsely as shown in Figure 9(a). Then by adding extra triangles that fill the empty region between two sparse triangles as shown in Figure 9(b), one can always construct a sequence of mutually exclusive triangles that yield the identical or improved lower bound. Therefore, without loss of generality, one can assume $a_{k+1} \leq a_k + \delta$ for every integer k .

On the other hand, ones cannot exclude the case where $a_{k+1} < a_k + \delta$ for some integer k at the optimum. This implies that for some k , the triangle is not large enough to fit in the region corresponding to the DTE under MTR as shown in Figure 10(b). It depends on the underlying joint distribution which sequence of triangles would yield the tighter lower bound, and it is possible that $a_{k+1} < a_k + \delta$ for some integer k at the optimum. Therefore,

$$\begin{aligned}
 A_k^D &= (a_k + \delta, \infty) \cup (a_{k+1}, \infty) \\
 &= (\min \{a_k + \delta, a_{k+1}\}, \infty) \\
 &= (a_{k+1}, \infty).
 \end{aligned}$$

Consequently, for $\delta \geq 0$,

$$\begin{aligned}
 F_{\Delta}^L(\delta) &= \sup_{\{A_k\}_{k=-\infty}^{\infty}} \sum_{k=-\infty}^{\infty} \max \{ \mu_0(A_k) - \mu_1(A_k^D), 0 \} \\
 &= \sup_{\{a_k\}_{k=-\infty}^{\infty}} \sum_{k=-\infty}^{\infty} \max \{ F_1(a_{k+1}) - F_0(a_k), 0 \}
 \end{aligned}$$

where $0 \leq a_{k+1} - a_k \leq \delta$.

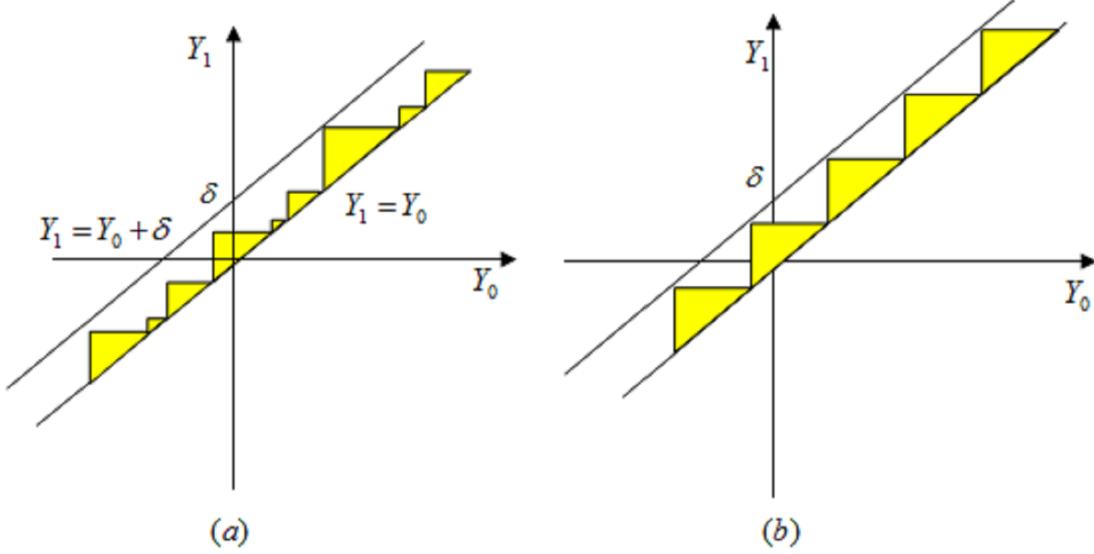


Figure 10: $a_{k+1} \leq a_k + \delta$ v.s. $a_{k+1} = a_k + \delta$

3.2.2 Concave/Convex Treatment Response

Recall the setting of Example 2 in Subsection 2.1. Let W denote the outcome without treatment and let Y_0 and Y_1 denote the potential outcomes with treatment at low-intensity, and with treatment at high-intensity, respectively. Let t_d denote the level of input for each treatment status for $d = 0, 1$, while t_W is a level of input without the treatment with $t_W < t_0 < t_1$. Either (W, Y_0) or (X, Y_1) is observed for each individual, but not (W, Y_0, Y_1) . Given $W = w$, the distribution of $Y_1 - Y_0$ under concave treatment response corresponds to the probability of the intersection of $\{Y_1 - Y_0 \leq \delta\}$, $\left\{\frac{Y_0 - w}{t_0 - t_W} \geq \frac{Y_1 - Y_0}{t_1 - t_0}\right\}$, and $\{Y_1 \geq Y_0 \geq w\}$ in the support space of (Y_0, Y_1) . Similarly, given $W = w$, the distribution of $Y_1 - Y_0$ under convex treatment response corresponds to the probability of the intersection of $\{Y_1 - Y_0 \leq \delta\}$, $\left\{\frac{Y_1 - Y_0}{t_1 - t_0} \geq \frac{Y_0 - w}{t_0 - t_W}\right\}$, and $\{Y_1 \geq Y_0 \geq w\}$ in the support space of (Y_0, Y_1) . Note that $\left\{\frac{Y_0 - w}{t_0 - t_W} \geq \frac{Y_1 - Y_0}{t_1 - t_0}\right\}$ and $\left\{\frac{Y_1 - Y_0}{t_1 - t_0} \geq \frac{Y_0 - w}{t_0 - t_W}\right\}$ correspond to the regions below and above the straight line $Y_1 = \frac{t_1 - t_W}{t_0 - t_W} Y_0 - \frac{t_1 - t_0}{t_0 - t_W} w$, respectively.

Corollary 2 derives sharp bounds under concave treatment response and convex treatment response from Theorem 1.

Corollary 2 *Take any w in the support of W such that the conditional marginal distributions of Y_1 and Y_0 given $W = w$ are both absolutely continuous with respect to the Lebesgue measure on \mathbb{R} . Let $F_{0,W}(\cdot|w)$ and $F_{1,W}(\cdot|w)$ be conditional distribution functions of Y_0 and Y_1 given $W = w$, respectively.*

(i) *Under concave treatment response, sharp bounds on the DTE are given as follows: for any $\delta \in \mathbb{R}$,*

$$F_{\Delta}^L(\delta) \leq F_{\Delta}(\delta) \leq F_{\Delta}^U(\delta)$$

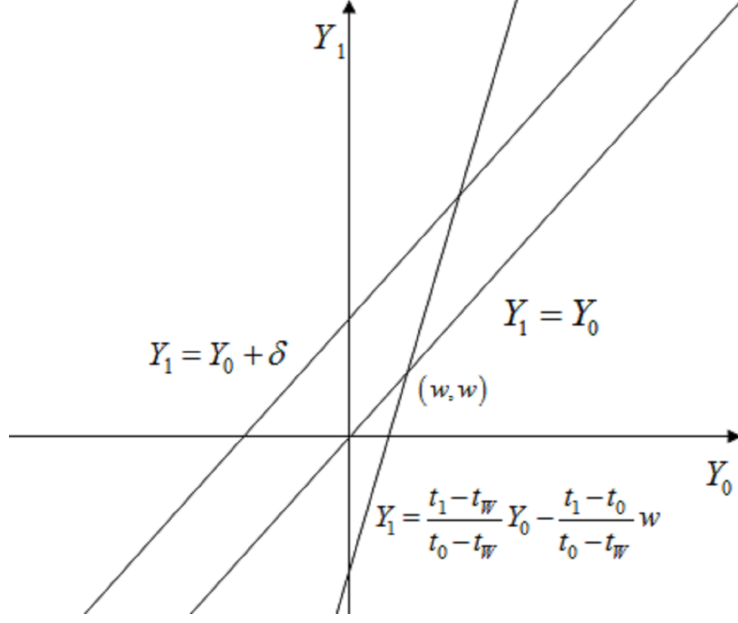


Figure 11: The DTE under concave/convex treatment response

where

$$F_{\Delta}^L(\delta) = \sup_{\{a_k\}_{k=-\infty}^{\infty}} \sum_{k=-\infty}^{\infty} \int \max \{F_{1,W}(a_{k+1}|w) - F_{0,W}(a_k|w), 0\} dF_W,$$

$$F_{\Delta}^U(\delta) = 1 + \int \inf_{\{b_k\}_{k=-\infty}^{\infty}} \sum_{k=-\infty}^{\infty} \left\{ \min \left(F_{1,W} \left(\frac{1}{T_0} b_{k+1} - \frac{T_1}{T_0} w \mid w \right) - F_{0,W}(b_k \mid w) \right), 0 \right\} dF_W,$$

with

$$0 \leq a_{k+1} - a_k \leq \delta,$$

$$T_0(b_k + \delta) + T_1 \leq b_{k+1} \leq b_k,$$

$$\text{where } T_1 = \frac{t_1 - t_0}{t_1 - t_W},$$

$$T_0 = 1 - T_1.$$

(ii) Under convex treatment response,

$$F_{\Delta}^L(\delta) = \int \sup_{\{a_k\}_{k=-\infty}^{\infty}} \sum_{k=-\infty}^{\infty} \max \{F_{1,W}(S_1 a_{k+1} + (1 - S_1) w | w) - F_{0,W}(a_k | w), 0\} dF_W,$$

$$F_{\Delta}^U(\delta) = 1 + \int \inf_{y \in \mathbb{R}} \{ \min (F_{1,W}(y | w) - F_{0,W}(y - \delta | w)), 0 \} dF_W.$$

with

$$\begin{aligned}
 a_k &\leq a_{k+1} \leq \frac{1}{S_1} \left\{ (a_k + \delta) + \frac{1}{S_0} w \right\}, \\
 S_1 &= \frac{t_1 - t_W}{t_0 - t_W}, \\
 S_0 &= \frac{t_0 - t_W}{t_1 - t_0}.
 \end{aligned}$$

Proof. See Appendix A. ■

3.2.3 Roy Model

Establishing sharp DTE bounds under support restrictions allows us to derive sharp DTE bounds in the Roy model. In the Roy model, each agent selects into treatment when the net benefit from doing so is positive. The Roy model is often divided into three versions according to the form of its selection equation: the original Roy model, the extended Roy model, and the generalized Roy model. Most of the recent literature considers the extended or generalized Roy model that accounts for nonpecuniary costs of selection.

Consider the generalized Roy model in Heckman et al. (2011) and French and Taber (2011):

$$\begin{aligned}
 Y &= \mu(D, X) + U_D, \\
 D &= \mathbf{1}\{Y_1 - Y_0 \geq m_C(Z) + U_C\},
 \end{aligned}$$

where X is a vector of observed covariates while (U_1, U_0) are unobserved gains in the equation of potential outcomes. In the selection equation, Z is a vector of observed cost shifters while U_C is an unobserved scalar cost. The main assumption in this model is

$$(U_1, U_0, U_C) \perp\!\!\!\perp (X, Z).$$

As two special cases of the generalized Roy model, the original Roy model assumes that $\mu_C(Z) = U_C = 0$ and the extended Roy model assumes that each agent's cost is deterministic with $U_C = 0$. My result provides DTE bounds in the extended Roy model:

$$\begin{aligned}
 Y &= m(D, X) + U_D, \\
 D &= \mathbf{1}\{Y_1 - Y_0 \geq m_C(Z)\}.
 \end{aligned}$$

The DTE in the extended Roy model is written as follows:

$$\begin{aligned}
F_{\Delta}(\delta) &= E[\Pr(Y_1 - Y_0 \leq \delta | X)] \\
&= E[\Pr(Y_1 - Y_0 \leq \delta | X, z)] \\
&= E[F_{\Delta}(\delta | 1, X, z)]p(z) + E[F_{\Delta}(\delta | 0, X, z)](1 - p(z)),
\end{aligned}$$

where $p(z) = \Pr(D = 1 | Z = z)$, $F_{\Delta}(\delta | d, X, z) = \Pr(Y_1 - Y_0 \leq \delta | D = d, X, Z = z)$ for $d \in \{0, 1\}$. French and Taber (2011) listed sufficient conditions under which the marginal distributions of potential outcomes are point-identified in the generalized Roy model.¹¹ Those assumptions also apply to the extended Roy model since it is a special case of the generalized Roy model. Under their conditions, conditional marginal distributions of Y_0 and Y_1 on the treated ($D = 1$) and untreated ($D = 0$) are also all point-identified. Note that given $Z = z$, the treated and untreated groups correspond to the regions $\{Y_1 - Y_0 \geq m_C(z)\}$ and $\{Y_1 - Y_0 < m_C(z)\}$ respectively. Let $F_{d_1}(y | d_2, z) = \Pr(Y_{d_1} \leq y | D = d_2, Z = z)$. Bounds on the DTE are obtained based on the identified marginal distributions on the treated and untreated as follows: for $d \in \{0, 1\}$,

$$F_{\Delta}^L(\delta | d, z) \leq F_{\Delta}(\delta | d, z) \leq F_{\Delta}^U(\delta | d, z),$$

where

$$F_{\Delta}^L(\delta | 1, z) = \begin{cases} \sup_{\{a_k\}_{k=-\infty}^{\infty}} \sum_{k=-\infty}^{\infty} \max \left\{ \begin{array}{l} F_1(a_{k+1} + m_C(z) | 1, z) - F_0(a_k | 1, z), \\ 0 \end{array} \right\}, & \text{for } \delta \geq m_C(z), \\ 0, & \text{for } \delta < m_C(z), \end{cases}$$

with

$$a_k \leq a_{k+1} \leq a_k + \delta - m_C(z),$$

¹¹See Assumption 4.1-4.6 in French and Taber (2011). These assumptions include some high level conditions such as the full support of both instruments and of exclusive covariates for each sector. If those conditions are not satisfied, the marginal distributions may only be partially identified.

and

$$\begin{aligned}
F_{\Delta}^U(\delta|1, z) &= \begin{cases} 1 + \inf_{y \in \mathbb{R}} \{ \min(F_1(y|1, z) - F_0(y - \delta|1, z)), 0 \}, & \text{for } \delta \geq m_C(z), \\ 0, & \text{for } \delta < m_C(z), \end{cases} \\
F_{\Delta}^L(\delta|0, z) &= \begin{cases} 1, & \text{for } \delta \geq m_C(z), \\ \sup_{y \in \mathbb{R}} \max \{ F_1(y) - F_0(y - \delta), 0 \}, & \text{for } \delta < m_C(z), \end{cases} \\
F_{\Delta}^U(\delta|0, z) &= \begin{cases} 1, & \text{for } \delta \geq m_C(z), \\ 1 + \inf_{\{b_k\}_{k=-\infty}^{\infty}} \{ \min(F_1(b_{k+1} + m_C(z)) - F_0(b_k)), 0 \}, & \text{for } \delta < m_C(z), \end{cases}
\end{aligned}$$

with

$$b_k + \delta - m_C(z) \leq b_{k+1} \leq b_k.$$

Based on the bounds on $F_{\Delta}(\delta|d, z)$, the identification region of the DTE can be obtained by intersection bounds as presented in Chernozhukov et al. (2013).¹²

Corollary 3 *The DTE in the extended Roy model is bounded as follows:*

$$F_{\Delta}^L(\delta) \leq F_{\Delta}(\delta) \leq F_{\Delta}^U(\delta),$$

where

$$\begin{aligned}
F_{\Delta}^L(\delta) &= \sup_z [F_{\Delta}^L(\delta|1, z)p(z) + F_{\Delta}^L(\delta|0, z)(1 - p(z))], \\
F_{\Delta}^U(\delta) &= \inf_z [F_{\Delta}^U(\delta|1, z)p(z) + F_{\Delta}^U(\delta|0, z)(1 - p(z))].
\end{aligned}$$

4 Numerical Illustration

This section provides numerical illustration to assess the informativeness of my new bounds. Since my sharp bounds on the DTE under support restrictions are written with respect to given marginal distribution functions F_0 and F_1 , the tightness of the bounds is affected by the properties of these marginal distributions. I report the results of numerical examples to clarify the association between the identifying power of my bounds and the marginal distribution functions F_0 and F_1 . I focus on MTR, which is one of the most widely applicable support restrictions in economics.

My numerical examples use the following data generating process for the potential outcomes equation:

¹²The bounds on the DTE are sharp without any other additional assumption. Park (2013) showed that the DTE can be point-identified in the extended Roy model under continuous IV with the large support and a restriction on the function m_c .

for $d \in \{0, 1\}$,

$$Y_d = \beta d + \varepsilon,$$

where $\beta \sim \chi^2(k_1)$, $\varepsilon \sim N(0, k_2)$, and $\beta \perp\!\!\!\perp \varepsilon$. Obviously, treatment effects $\Delta = \beta \sim \chi^2(k_1)$ satisfy MTR and marginal distribution functions F_0 and F_1 are given as

$$F_1(y) = \int_{-\infty}^{\infty} G(y-x; k_1) \phi\left(\frac{x}{\sqrt{k_2}}\right) dx,$$

$$F_0(y) = \Phi\left(\frac{y}{\sqrt{k_2}}\right),$$

where $G(\cdot; k_1)$ is the distribution function of a $\chi^2(k_1)$ and $\Phi(\cdot)$ are the standard normal probability density function and its distribution function, respectively.

Recall that the sharp upper bound under MTR is identical to the Makarov upper bound, and the sharp lower bound on the DTE under MTR is given as follows: for $\delta \geq 0$,

$$\sup_{\{a_k\}_{k=-\infty}^{\infty} \in \mathcal{A}_\delta} \sum_{k=-\infty}^{\infty} \max\{F_1(a_{k+1}) - F_0(a_k), 0\}, \quad (13)$$

where $\mathcal{A}_\delta = \{\{a_k\}_{k=-\infty}^{\infty}; 0 \leq a_{k+1} - a_k \leq \delta \text{ for each integer } k\}$. The lower bound requires computing the optimal sequence of a_k . The specific computation procedure is described in Appendix B.

Figure 12 shows the true DTE as well as Makarov bounds and the improved lower bound under MTR for $k_1 = 1, 5, 10$ and $k_2 = 1, 10, 40$. To see the effect of marginal distributions for the fixed true DTE $\Delta \sim \chi^2(k_1)$, I focus on how the DTE bounds change for different values of k_2 and fixed k_1 .

Figure 12 shows that Makarov bounds and my new lower bound become less informative as k_2 increases. My data generating process assumes $Y_1 - Y_0 \sim \chi^2(k_1)$, $Y_0 \sim N(0, k_2)$ and $Y_1 - Y_0 \perp\!\!\!\perp Y_0$. When the true DTE is fixed with a given value of k_1 , both Makarov bounds and my new bounds move further away from the true DTE as the randomness in the potential outcomes Y_0 and Y_1 increases with higher k_2 . If $k_2 = 0$ as an extreme case, in which Y_0 has a degenerate distribution, obviously Makarov bounds as well as my new bounds point-identify the DTE.

Interestingly, as k_2 increases, my new lower bound moves further away from the true DTE much more slowly than the Makarov lower bound. Therefore, the information gain from MTR, which is represented by the distance between my new lower bound and the Makarov lower bound, increases as k_2 increases. This shows that under MTR, my new lower bound gets additional information from the larger variation of marginal distributions.

To develop intuition, recall Figure 7(c). Under MTR, the larger variation in marginal distributions

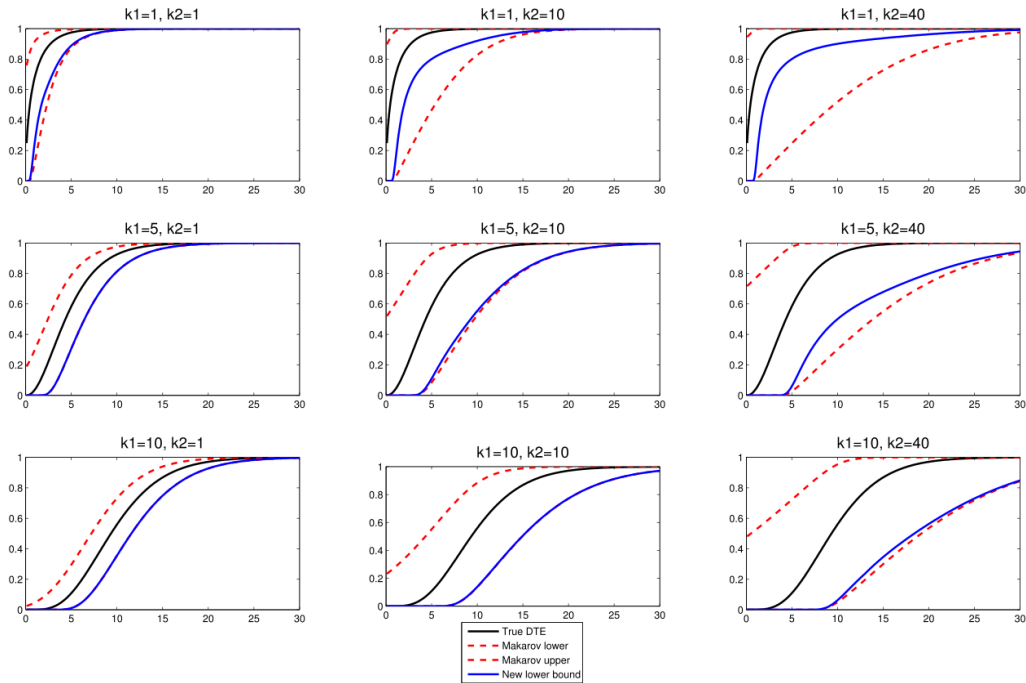


Figure 12: New bounds v.s. Makarov bounds

F_0 and F_1 over the support causes more triangles having positive probability lower bounds, which leads the improvement of my new lower bound. On the other hand, the Makarov lower bound gets no such informational gain because it uses only one triangle while my new lower bound takes advantage of *multiple* triangles.

5 Application to the Distribution of Effects of Smoking on Birth Weight

In this section, I apply the results presented in Section 3 to an empirical analysis of the distribution of smoking effects on infant birth weight. Smoking not only has a direct impact on infant birth weight, but is also associated with unobservable factors that affect infant birth weight. I identify marginal distributions of potential infant birth weight with and without smoking by making use of a state cigarette tax hike in Massachusetts (MA) in January 1993 as a source of exogenous variation. I focus on pregnant women who change their smoking behavior from smoking to nonsmoking in response to the tax increase. To identify the distribution of smoking effects, I impose a MTR restriction that smoking has nonpositive effects on infant birth weight with probability one. I propose an estimation procedure and report estimates of the DTE

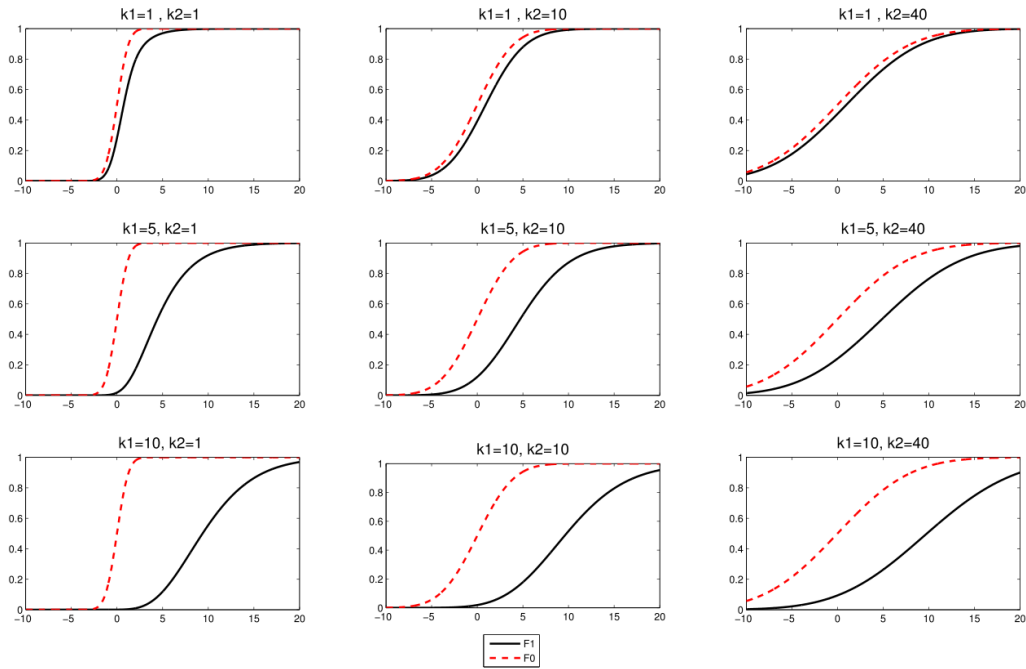


Figure 13: Marginal distributions of potential outcomes

bounds. I compare my new bounds to Makarov bounds to demonstrate the informativeness and usefulness of my methodology.

5.1 Background

Birth weight has been widely used as an indicator of infant health and welfare in economic research. Researchers have investigated social costs associated with low birth weight (LBW), which is defined as birth weight less than 2500 grams, to understand the short term and long term effects of children’s endowments. For example, Almond et al. (2005) estimated the effects of birth weight on medical costs, other health outcomes, and mortality rate, and Currie and Hyson (1999) and Currie and Moretti (2007) evaluated the effects of low birth weight on educational attainment and long term labor market outcomes. Almond and Currie (2011) provide a survey of this literature.

Smoking has been acknowledged as the most significant and preventable cause of LBW, and thus various efforts have been made to reduce the number of women smoking during pregnancy. As one of these efforts, increases in cigarette taxes have been widely used as a policy instrument between 1980 and 2009 in the U. S. Tax rates on cigarettes have increased by approximately \$0.80 each year on average across all states, and more than 80 tax increases of \$0.25 have been implemented in the past 15 years (Simon (2012) and

Orzechowski and Walker (2011)).

In the literature, there have been various attempts to clarify the causal effects of smoking on infant birth weight. Most previous empirical studies have evaluated the average effects of smoking or effects on the marginal distribution of potential infant birth weight focusing on the methods to overcome the endogeneity of smoking behavior.

My analysis pays particular attention to the distribution of smoking effects on infant birth weight. The DTE conveys the information on the targets of anti-smoking policy, which is particularly important for this study, because the DTE can answer the following questions: "how many births are significantly vulnerable to smoking?" and "who should the interventions intensively target?".

I make use of the cigarette tax increase in MA in January of 1993, which increased the state excise tax from \$0.26 to \$0.51 per pack, as an instrument to identify marginal distributions of potential birth weight acknowledging the presence of endogeneity in smoking behavior. In November 1992, MA voters passed a ballot referendum to raise the tax on tobacco products, and in 1993 the Massachusetts Tobacco Control Program was established with a portion of the funds raised through this referendum. The Massachusetts Tobacco Control Program initiated activities to promote smoking cessation such as media campaigns, smoking cessation counselling, enforcement of local antismoking laws, and educational programs targeted primarily at teenagers and pregnant women.

The IV framework developed by Abadie, Angrist and Imbens (2002) is used to identify and estimate marginal distributions of potential infant birth weight for pregnant women who change their smoking status from smoking to nonsmoking in response to the tax increase. Henceforth, I call this group of people compliers. Based on the estimated marginal distributions, I establish sharp bounds on the smoking effects under the MTR assumption that smoking has adverse effects on infant birth weight.

5.2 Related Literature

The related literature can be divided into three strands by their empirical strategy to overcome the endogenous selection problem. The first strand of the literature, including Almond et al. (2005), assumes that smoking behavior is exogenous conditional on observables such as mother's and father's characteristics, prenatal care information, and maternal medical risk factors. However, Caetano (2012) found strong evidence that smoking behavior is still endogenous after controlling for the most complete covariate specification in the literature. The second strand of the literature, including Permutt and Hebel (1989), Evans and Ringel (1999), Lien and Evans (2005), and Hoderlein and Sasaki (2011) takes an IV strategy. Permutt and Hebel (1989) made use of randomized counselling as an exogenous variation, while Evans and Ringel (1999), Hoderlein

Table 1: Data used in the recent literature

	Data	# of obs.
Evans and Ringel (1999)	NCHS (1989-1992)	10.5 million
Almond et al. (2005)	NCHS(1989-1991, PA only)	491, 139
Abrevaya (2006)	matched panel constructed from NCHS (1989-1998)	296, 218
Arellano and Bonhomme (2011)	matched panel #3 in Abrevaya (2006)	1, 445
Jun et al. (2013)	matched panel #3 in Abrevaya (2006)	2, 113
Hoderlein and Sasaki (2013)	random sample from NCHS (1989-1999)	100, 000

and Sasaki (2013) took advantage of cigarette tax rates or tax increases.¹³ The last strand takes a panel data approach. This approach isolates the effects of unobservables using data on mothers with multiple births and identifies the effect of smoking from the change in their smoking status from one pregnancy to another. To do this, Abrevaya (2006) constructed the panel data set with novel matching algorithms between women having multiple births and children on federal natality data. The panel data set constructed by Abrevaya (2006) has been used in other recent studies such as Arellano and Bonhomme (2011) and Jun et al. (2013). Jun et al. (2013) tested stochastic dominance between two marginal distributions of potential birth weight with and without smoking. Arellano and Bonhomme (2011) identified the distribution of smoking effects using the random coefficient panel data model.

To the best of my knowledge, the only existing study that examines the distribution of smoking effects is Arellano and Bonhomme (2012). While they point-identify the distribution of smoking effects, their approach presumes access to the panel data with individuals who changed their smoking status within their multiple births. Specifically, they use the following panel data model with random coefficients:

$$Y_{it} = \alpha_i + \beta_i D_{it} + X'_{it} \gamma + \varepsilon_{it}$$

where Y_{it} is infant birth weight and D_{it} is an indicator for woman i smoking before she had her t -th baby. Extending Kotlarski's deconvolution idea, they identify the *distribution* of $\beta_i = E[Y_{it}|D_{it} = 1, \alpha_i, \beta_i] - E[Y_{it}|D_{it} = 0, \alpha_i, \beta_i]$, which indicates the distribution of smoking effects in this example. For the identification, they assume strict exogeneity that mothers do not change their smoking behavior from their previous babies' birth weight. Furthermore, their estimation result is somewhat implausible. It is interpreted that smoking has a positive effect on infant birth weight for approximately 30% mothers. They conjecture that this might result from a misspecification problem such as the strict exogeneity condition, i.i.d. idiosyncratic shock, etc.

¹³Permutt and Hebel (1989), Evans and Ringel (1999) and Lien and Evans (2005) two-stage linear regression to estimate the average effect of smoking using an instrument. Hoderlein and Sasaki (2011) adopted the number of cigarettes as a continuous treatment, and identified and estimated the average marginal effect of a cigarette based on the nonseparable model with a triangular structure.

Table 2: Estimated average smoking effects on infant birth weight

	Estimate (g)
Evans and Ringel (1999)	-600 – -360
Almond et al. (2005)	-203.2
Abrevaya (2006)	-144 – -178
Arellano and Bonhomme (2011)	-161

Most existing studies used the Natality Data by the National Center for Health Statistics (NCHS) for its large sample size and a wealth of information on covariates. The birth data is based on birth records from every live birth in the U.S. and contains detailed information on birth outcomes, maternal prenatal behavior and medical status, and demographic attributes.¹⁴ Table 1 describes the data used in the recent literature.

While some studies such as Hoderlein and Sasaki (2011) and Caetano (2012) use the number of cigarettes per day as a continuous treatment variable, most applied research uses a binary variable for smoking. The literature, including Evans and Farrelly (1998), found that individuals, especially women, tend to underreport their cigarette consumption. On the other hand, smoking participation has shown to be more accurately reported among adults in the literature. Moreover, the literature has pointed out that the number of cigarettes may not be a good proxy for the level of nicotine intake. Previous studies, including Chaloupka and Warner (2000), Evans and Farrelly (1998), Farrelly et al. (2004), Adda and Cornaglia (2006), and Abrevaya and Puzzello (2012) discussed that although an increase in cigarette taxes leads to a lower percentage of smokers and less cigarettes consumed by smokers, it causes individuals to purchase cigarettes that contain more tar and nicotine as compensatory behavior.

Although many recent studies are based on the same NCHS data set, their estimates of average smoking effects are quite varied, ranging from -144 grams to -600 grams depending on their estimation methods and samples. Table 2 summarizes their estimates.

5.3 Data

I use the NCHS Natality dataset. My sample consists of births to women who were in their first trimester during the period between two years before and two years after the tax increase. In other words, I consider births to women who conceived babies in MA between October 1990 and September 1994.¹⁵ I define the instrument as an indicator of whether the agent faces the high tax rate from the tax hike during the first trimester of pregnancy. Since the tax increase occurred in MA in January of 1993, the instrument Z can be

¹⁴Unfortunately the Natality Data does not provide information on mothers' income and weight.

¹⁵To trace the month of conception, I use information on the month of birth and the clinical estimate of gestation weeks.

written as

$$Z = \begin{cases} 1, & \text{if a baby is conceived in Oct. 1992 or later} \\ 0, & \text{if a baby is conceived before Oct. 1992} \end{cases} \quad (14)$$

The first trimester of pregnancy has received particular attention in the medical literature on the effects of smoking. Mainous and Hueston (1994) demonstrated that smokers who quit smoking within the first trimester showed reductions in the proportion of preterm deliveries and low birth weight infants, compared with those who smoked beyond the first trimester. Also, Fingerhut et al. (1990) showed that approximately 70% of women who quit smoking during pregnancy do so as soon as they are aware of their pregnancy, which is mostly the first trimester of pregnancy.

I take only singleton births into account and focus on births to mothers who are white, Hispanic or black, and whose age is between 15 and 44. The covariates that I use to control for observed characteristics include mothers' race, education, age, marital status, birth year, sex of the baby, the "Kessner" prenatal care index, pregnancy history, information on various diseases such as anemia, cardiac, diabete alcohol use, etc.¹⁶

Descriptive statistics for this sample are reported in Table 3. After the tax increase, the smoking rate of pregnant women decreased from 23% to 16%. As expected, babies of nonsmokers are on average heavier than babies of smokers by 214 grams and furthermore, nonsmokers' infant birth weight stochastically dominate smokers' infant birth weight as shown in Figure 14. Also, smokers are on average 1.63 years younger, 1.27 years less educated than nonsmokers, and less likely to have adequate prenatal care in the Kessner index. Regarding race, black or Hispanic pregnant women are less likely to smoke than white women.

5.4 Estimation

Using the earlier notation, let Y be observed infant birth weight and D the nonsmoking indicator defined as

$$D = \begin{cases} 1, & \text{for a nonsmoker} \\ 0, & \text{for a smoker} \end{cases}$$

In addition, let D_z denote a potential nonsmoking indicator given $Z = z$. Let Y_0 be the potential infant birth weight if the mother is a smoker, while Y_1 the potential infant birth weight if the mother is not a smoker. As defined in (14), Z is a tax increase indicator during the first trimester. The $k \times 1$ vector X of covariates consists of binary indicators for mother's race, age, education, marital status, birth order, sex of the baby, "Kessner" prenatal care index, drinking status, and medical risk factors. Since the treatment

¹⁶As an index measure for the quality of prenatal care, the Kessner index is calculated based on month of pregnancy care started, number of prenatal visits, and length of gestation. If the value 1 in the Kessner index indicates 'adequate' prenatal care, while the value 2 and the value 3 indicate 'intermediate' and 'inadequate' prenatal care, respectively. For details, see Abrevaya (2006).

Table 3: Means and Standard Deviations

	Entire sample	Before/After Tax Increase			Smoking/Nonsmoking		
		After	Before	Diff.	Smokers	Nonsmokers	Diff.
# of obs.	297,031	144,251	152,780		57,602	239,429	
Smoking (proportion)	0.19 [0.40]	0.16 [0.36]	0.23 [0.42]	-0.07 (-50.64)			
Birth weight (grams)	3416.81 [556.07]	3416.73 [556.09]	3416.88 [556.07]	-0.15 (-0.07)	3244.31 [561.28]	3458.30 [546.75]	-214.00 (-82.57)
Age (years)	28.51 [5.70]	28.70 [5.75]	28.33 [5.65]	.37 (17.58)	27.19 [5.67]	28.82 [5.66]	-1.63 (-62.07)
Education	13.46 [2.50]	13.54 [2.49]	13.38 [2.52]	0.15 (16.48)	12.43 [2.16]	13.71 [2.52]	-1.27 (-112.00)
Married	0.74 [0.43]	0.74 [0.74]	0.75 [.44]	-0.004 (-2.64)	0.58 [.49]	0.78 [0.41]	-.20 (-90.41)
Black	0.10 [0.30]	0.10 [0.29]	0.10 [.30]	-0.005 (-4.22)	0.07 [0.26]	0.11 [0.31]	-0.03 (-27.90)
Hispanic	0.10 [0.30]	0.10 [0.30]	0.10 [0.30]	0.002 (2.23)	0.06 [.24]	0.11 [0.32]	-0.06 (-45.34)
Kessner=1	0.84 [0.37]	.84 [0.36]	0.83 [0.37]	0.01 (7.96)	0.78 [.42]	0.85 [0.35]	-0.08 (-41.69)
Kessner=2	0.13 [0.34]	0.13 [0.34]	0.14 [0.34]	-0.01 (-5.75)	0.18 [0.38]	0.12 [0.33]	0.05 (30.35)
Gestation (weeks)	39.27 [2.04]	39.25 [2.01]	39.29 [2.07]	-0.04 (-5.88)	39.14 [2.24]	39.30 [1.99]	-0.17 (-16.29)

Note: The table reports means and standard deviations (in brackets) for the sample used in this study. The columns showing differences in means (by assignment or treatment status) report the t-statistic (in parentheses) for the null hypothesis of equality in means.

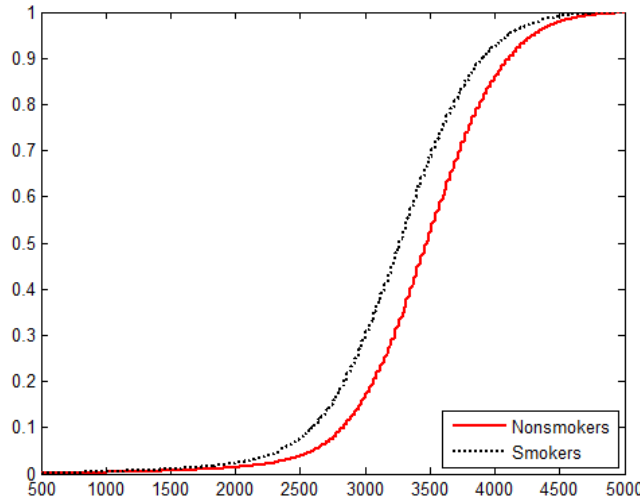


Figure 14: Distribution functions of infant birth weight of smokers and nonsmokers

variable is nonsmoking here, the estimated effect is the benefit of smoking cessation, which is in turn equal to the absolute value of the adverse effect of smoking. To identify marginal distributions, I impose the standard LATE assumptions following Abadie et al. (2002):

Assumption 2 For almost all values of X :

(i) *Independence*: (Y_1, Y_0, D_1, D_0) is jointly independent of Z given X .

(ii) *Nontrivial Assignment*: $\Pr(Z = 1|X) \in (0, 1)$.

(iii) *First-stage*: $E[D_1|X] \neq E[D_0|X]$.

(iv) *Monotonicity*: $\Pr(D_1 \geq D_0|X) = 1$.

Assumption 2(i) implies that the tax increase exogenously affects the smoking status conditional on observables and that any effect of the tax increase on infant birth weight must be via the change in smoking behavior. This is plausible in my application since the tax increase acts as an exogenous shock.¹⁷ Assumption 2(ii) and (iii) obviously hold in this sample. Assumption 2(iv) is plausible since an increase in cigarette tax rates would never encourage smoking for each individual.

5.4.1 The Marginal Treatment Effect and Local Average Treatment Effect

First, I estimate marginal effects of smoking cessation to see how the mean effect varies with the individual's tendency to smoke. The marginal treatment effect (MTE) is defined as follows:

$$MTE(x, p) = E[Y_1 - Y_0|X = x, P(Z, X) = p].$$

where $P(Z, X) = P(D = 1|Z, X)$, which is the probability of not smoking conditional on Z and X . In Heckman and Vytlacil (2005), the MTE is recovered as follows:

$$MTE(x, p) = \frac{\partial}{\partial p} E[Y|X = x, P(Z, X) = p].$$

Since the propensity score $p(Z, X) = \Pr(D = 1|Z, X)$ is unobserved for each agent, I estimate it using the probit specification:

$$p(Z, X) = \Phi(\alpha + \beta Z + X'\gamma). \quad (15)$$

Then with the estimated propensity score $\hat{p}(Z, X)$ in (15), I estimate the following outcome equation:

$$Y = \mu(\hat{p}(Z, X), X) + u \quad (16)$$

¹⁷The state cigarette tax rate and tax increases have been widely recognized as a valid instrument in the literature such as Evans and Ringel (1999), Lien and Evans (2005) and Hoderlein and Sasaki (2011), among others.

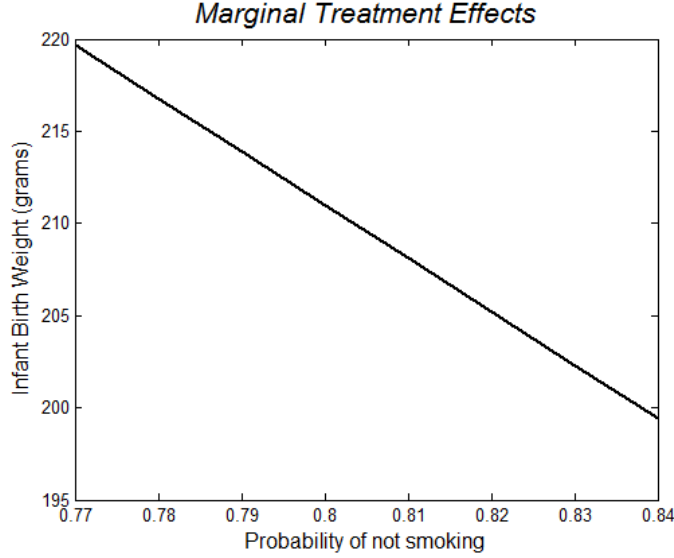


Figure 15: Marginal smoking effects

I estimate the equation (16) using a series approximation. This method is especially convenient to estimate MTE $\frac{\partial \mu}{\partial p}$. The estimation results for the regressions (15) and (16) are reported in Table C.1 and Table C.2, respectively, in Appendix C. Figure 15 shows estimated marginal treatment effects for each propensity to not smoke. It is observed that the positive effect of smoking cessation on infant birth weight increases as the tendency to smoke increases. That is, the benefit of quitting smoking on child health is larger for women who will still smoke despite facing higher tax rates. In turn, the adverse effect of smoking on infant birth weight is more severe for women with the higher tendency to smoke during pregnancy.

Next, I estimate LATE from the MTE. The LATE is interpreted as the benefit of smoking cessation for compliers, women who change their smoking status from smoker to nonsmoker in response to the tax increase. It is obtained from marginal treatment effects as follows: for $\bar{p}(x) = \Pr(D = 1|Z = 1, X = x)$ and $\underline{p} = \Pr(D = 1|Z = 0, X = x)$,

$$E[Y_1 - Y_0|X = x, D_1 > D_0] = \frac{1}{\bar{p}(x) - \underline{p}(x)} \int_{\underline{p}(x)}^{\bar{p}(x)} MTE(x, p) dp.$$

Table 4 presents estimated LATE for the entire sample and three subgroups of white women, women aged 26-35, and women with some college or college graduates (SCCG). The estimated benefit of smoking cessation is noticeably small for SCCG women, compared to the entire sample and women whose age is between 26 and 35. These MTE and LATE estimates show that births to less educated women or women with a higher tendency to smoke are on average more vulnerable to smoking. The literature, such as Deaton (2003) and

Table 4: Local Average Treatment Effects (grams)

Dep. var.: birth weight (grams)	LATE
The entire sample	209
White	133
Age26-35	183
Some college and college graduates (SCCG)	112

Park and Kang (2008), has found a positive association between smoking behavior and other unhealthy lifestyles, and between higher education and a healthier lifestyle. Given this association, my MTE and LATE estimates suggest that births to women with an unhealthy lifestyle on average are more vulnerable to smoking.

5.4.2 Quantile Treatment Effects for Compliers

In this subsection, I estimate the effect of smoking on quantiles of infant birth weight through the quantile treatment effect (QTE) parameter. q -QTE measures the difference in the q -quantile of Y_1 and Y_0 , which is written as $Q_q(Y_1) - Q_q(Y_0)$ where $Q_q(Y_d)$ denotes the q -quantile of Y_d for $d \in \{0, 1\}$.

Lemma 4 forms a basis for causal inferences for compliers under Assumption 2.

Lemma 4 (Abadie et al. (2002)) *Given Assumption 2(i),*

$$(Y_1, Y_0) \perp\!\!\!\perp D|X, D_1 > D_0$$

Lemma 4 allows QTE to provide causal interpretations for compliers. Let $Q_q(Y|X, D, D_1 > D_0)$ denote the q -quantile of Y given X and D for compliers. Then by Lemma 4,

$$Q_q(Y|X, D = 1, D_1 > D_0) - Q_q(Y|X, D = 0, D_1 > D_0)$$

represents the causal effect of smoking cessation on the q -quantile infant birth weight for compliers. Now I estimate the quantile regression model based on the following specification for the q -quantile of Y given X and D for compliers : for $q \in (0, 1)$,

$$Q_q(Y|X, D, D_1 > D_0) = \alpha_q + \beta_q(X)D + X'\gamma_q, \tag{17}$$

where $\beta_q(X) = \beta_{1q} + X'\beta_{2q}$, $\beta_q = \begin{pmatrix} \beta_{1q} \\ \beta_{2q} \end{pmatrix}$, $(\alpha_q, \beta_{1q}) \in \mathbb{R} \times \mathbb{R}$, $\beta_{2q} \in \mathbb{R}^k$ and $\gamma_q \in \mathbb{R}^k$.

I use Abadie et al. (2002)'s estimation procedure. They proposed an estimation method for moments involving (Y, D, X) for compliers by using weighted moments. See Section 3 of Abadie et al. (2002) for details about the estimation procedure and asymptotic distribution of the estimator. Following their estimation strategy, I estimate the equation (17).¹⁸ The estimation results for the equation (17) are documented in Table C.3 in Appendix C.

Smoking is estimated to have significantly negative effects on all quantiles of birth weight. The estimated causal effect of smoking on the q -quantile of infant birth weight is -195 grams at $q = 0.15$, -214 grams at $q = 0.25$, and -234 grams at $q = 0.50$. The effect significantly differs by women's race, education, age, and the quality of prenatal care. This heterogeneity also varies across quantile levels of birth weight. For the low quantiles $q = 0.15$ and 0.25 , the adverse effect of smoking is estimated to be the largest for births whose mothers are black and get inadequate prenatal care. In education, the adverse smoking effect is much less severe for college graduates compared to women with other education background. At $q = 0.15$, as women's age increases up to 35 years, the adverse effect of smoking becomes less severe, but it increases with women's age for births to women who are older than 35 years old.

Controlling for the smoking status, compared to white women, black women bear lighter babies for all quantiles and Hispanic women bear similar weight babies at low quantiles $q = 0.15, 0.25$ but lighter babies at higher $q > 0.5$. Also, at low quantiles $q = 0.15$ and 0.25 , as mothers' education level increases, the birth weight noticeably increases except for post graduate women. Married women are more likely to give births to heavier babies for low quantiles $q = 0.15, 0.25, 0.50$, but lighter babies at high quantiles $q = 0.75, 0.85$. One should be cautious about interpreting the results at high quantiles. At high quantiles, heavier babies do not necessarily mean healthier babies because high birth weight could be also problematic.¹⁹ The prenatal care seems to be associated with birth weight very differently at both ends of quantiles (at $q = 0.15$ and at $q = 0.85$). At $q = 0.15$, women with better prenatal care tend to have lighter babies, while at $q = 0.85$ women with better prenatal care are more likely to bear heavier infants. This suggests that women with higher medical risk factors are more likely to have more intense prenatal care.

To estimate marginal distributions of Y_0 and Y_1 , I first estimate the model (17) for a fine grid of q with 999 points from 0.001 to 0.999 and obtain quantile curves of Y_0 and Y_1 on the fine grid. Note that fitted quantile curves are non-monotonic as shown in Figure 16(a). I sort the estimated values of the quantile curves in an increasing order as proposed by Chernozhukov et al. (2009). They showed that this procedure improves the estimates of quantile functions and distribution functions in finite samples. Figure 16(b) shows

¹⁸I follow the same computation method as in Abadie et al. (2002). They used Barrodale-Roberts (1973) linear programming algorithm for quantile regression and a biweight kernel for the estimation of standard errors.

¹⁹High birth weight is defined as a birth weight of >4000 grams or greater than 90 percentiles for gestational age. The causes of HBW are gestational diabetes, maternal obesity, grand multiparity, etc. The rates of birth injuries and infant mortality rates are higher among HBW infants than normal birth weight infants.

Table 5: Quantiles of potential outcomes and quantile treatment effects (grams)

(grams)		$Q_{0.15}$	$Q_{0.25}$	$Q_{0.5}$	$Q_{0.75}$	$Q_{0.85}$
Entire Sample	QTE	195	214	234	259	292
	$Q(Y_0)$	2760	2927	3220	3515	3675
	$Q(Y_1)$	2955	3141	3454	3774	3967
White	QTE	204	212	212	227	255
	$Q(Y_0)$	2815	2974	3300	3589	3731
	$Q(Y_1)$	3019	3186	3512	3816	3986
SCCG	QTE	109	165	187	244	194
	$Q(Y_0)$	2908	3031	3316	3566	3798
	$Q(Y_1)$	3017	3196	3503	3810	3992
Age 26-35	QTE	233	180	179	262	283
	$Q(Y_0)$	2781	3008	3331	3557	3720
	$Q(Y_1)$	3014	3188	3510	3818	4003

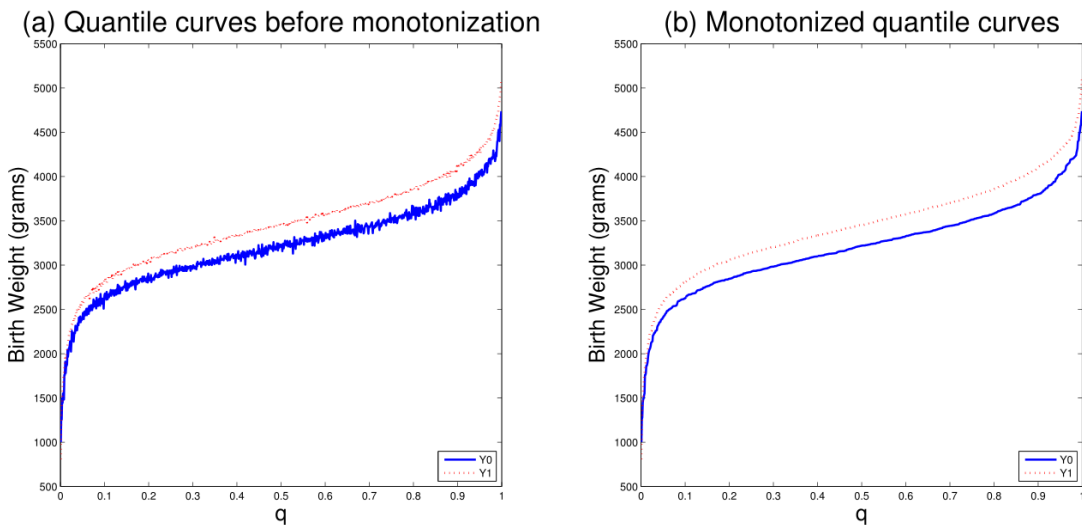


Figure 16: Estimated quantile curves

the monotonized quantile curves for Y_0 and Y_1 , respectively. The marginal distribution functions of Y_0 and Y_1 are obtained by inverting the monotonized quantile curves.

Table 5 presents estimates of quantiles for potential outcomes and QTE. One noticeable observation is that for SCCG women, low quantiles ($q < 0.5$) of birth weight from smokers are remarkably higher compared to those for the entire sample or other subgroups, while their nonsmokers' birth weight quantiles are similar to those in other groups. This leads to the lower quantile smoking effects for this college education group compared to other groups at low quantiles.

I also obtain the proportion of potential low birth weight infants to smokers and nonsmokers, $F_0(2, 500)$ and $F_1(2, 500)$, respectively. As shown in Table 6, 6.5% of babies to smokers would have low birth weight,

Table 6: The proportion of potential low birth weight infants

(%)	$F_0(2, 500)$	$F_1(2, 500)$
Entire Sample	6.5	4
White	7	3
SCCG	3.5	2.9
Age 26-35	5.7	3.2

Table 7: The proportion of potential low birth weight infants

(%)	$F_0(2, 500)$	$F_1(2, 500)$
Entire Sample	6.5	4
White	7	3
SCCG	3.5	2.9
Age 26-35	5.7	3.2

while 4% babies to nonsmokers would have low birth weight. Similar results are obtained for white women and women aged 26-35. A surprising result is obtained for SCCG women. Only 3.5% of babies to SCCG women who smoke would have low birth weight. This implies that SCCG women who smoke are less likely to have low birth weight infants than women with less education who smoke. One possible explanation for this is that women with higher education are more likely to have healthier lifestyles and this substantially lowers the risk of having low infant birth weight for smoking.

5.4.3 Bounds on the Distribution and Quantiles of Treatment Effects for Compliers

Recall the sharp lower bound under MTR: for $\delta \geq 0$,

$$F_{\Delta}^L(\delta) = \sup_{\{a_k\}_{k=-\infty}^{\infty}} \sum_{k=-\infty}^{\infty} \max\{F_1(a_{k+1}) - F_0(a_k), 0\}, \quad (18)$$

where $0 \leq a_{k+1} - a_k \leq \delta$ for each integer k . To compute the new sharp lower bound from the estimated marginal distribution functions, I plug in the estimates of marginal distribution functions \widehat{F}_0 and \widehat{F}_1 proposed in the previous subsection. I follow the same computation procedure as in the numerical example of Section 4. I discuss the procedure in Appendix B in detail.

I propose the following plug-in estimators of my new lower bound and Makarov bounds based on the estimators of marginal distributions \widehat{F}_0 and \widehat{F}_1 proposed in the previous subsection.²⁰ Note that the infinite sum in the lower bound under MTR in Corollary 1 reduces to the finite sum for the bounded support. For any fixed $\delta > 0$, the consistency of my estimators is immediate.

In Figure 17, I plot my new lower bound and Makarov bounds for the entire sample. One can see

²⁰Fan and Park (2010a, 2010b) proposed the same type plug-in estimators for Makarov bounds and studied their asymptotic properties. They used empirical distributions to estimate marginal distributions point-identified in randomized experiments.

substantial identification gains from the distance between my new lower bound and the Makarov lower bound. The most remarkable improvement arises around $q = 0.5$ and the refinement gets smaller as q approaches 0 and 1, in turn as δ approaches 0 and 2000. This can be intuitively understood through Figure 7(c). As δ gets closer to 2000, the number of triangles, which is one source of identification gains, decreases to one in the bounded support of each potential outcome. This causes the new lower bound to converge to the Makarov lower bound as δ approaches 2000. Also, as δ converges to 0, the identification gain generated by each triangle, which is written as $\max\{F_1(y) - F_0(y - \delta), 0\}$, converges to 0 under MTR, which implies $F_1(y) \leq F_0(y)$ for each $y \in \mathbb{R}$.

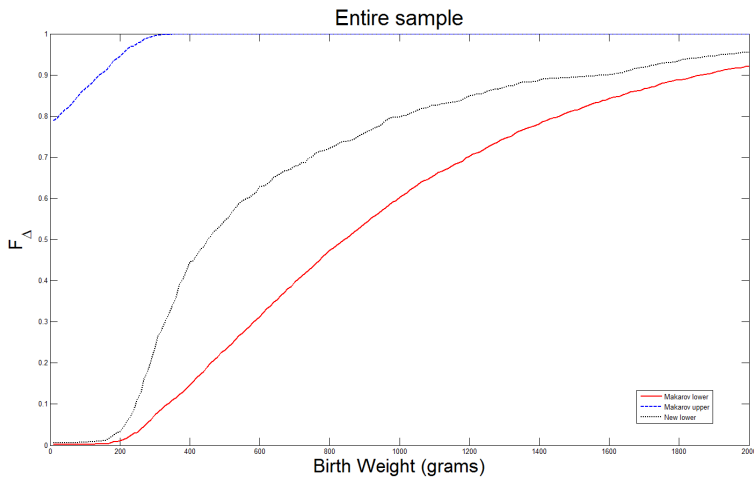


Figure 17: Bounds on the effect of smoking on birth weight for the entire sample

The quantiles of smoking effects can be obtained by inverting these DTE bounds. Specifically, the upper and lower bounds on the quantile of treatment effects are obtained by inverting the lower bound and upper bound on the DTE, respectively. Note that quantiles of smoking effects show q -quantiles of the difference $(Y_1 - Y_0)$, while QTE gives the difference between the q -quantiles of Y_1 and those of Y_0 . These two parameters typically have different values. Fan and Park (2009) pointed out that QTE is identical to the quantile of treatment effects under strong conditions.²¹ The bounds on the quantile of treatment effects are reported in Table 7 with comparison to QTE, already reported in Table 5. In the entire sample, my new bounds on the quantiles of the treatment effect show 33% - 45% refinement for $q = 0.15, 0.25, 0.5, 0.75$ compared to Makarov bounds. For the entire sample, my new bounds yield $[0, 457]$ grams for the median of the benefit of smoking cessation on infant birth weight, while Makarov bounds yield $[0, 843]$ grams. Compared to Makarov bounds, my new bounds are more informative and show that $(457, 843]$ should be excluded from the identification region for the median of the effect.

²¹Specifically, QTE = the quantile of treatment effects when (i) two potential outcomes are perfectly positively dependent $Y_1 = F_1^{-1}(F_0(Y_0))$ AND (ii) $F_1^{-1}(q) - F_0^{-1}(q)$ is nondecreasing in q .

It is worth noting that my new bounds on the quantile of the effects of smoking are much tighter for SCCG women, compared to the entire sample and other subsamples. For $q \leq 0.5$, the refinement rate ranges from 51% to 64% compared to Makarov bounds. For SCCG women, my new sharp bounds on the median are $[0, 299]$ grams, while Makarov bounds on the median are $[0, 764]$ grams. The higher identification gains result from relatively heavier potential nonsmokers' infant birth weight, which leads to the shorter distance between two potential outcomes distributions as reported in Table 5. Note that the shorter distance between marginal distributions of potential outcomes improves both my new lower bound and the Makarov lower bound.²²

Table 7: QTE and bounds on the quantiles of smoking effects

Dep. var.= Birth weight (grams)		$Q_{0.15}$	$Q_{0.25}$	$Q_{0.5}$	$Q_{0.75}$	$Q_{0.85}$
Entire Sample	QTE	195	214	234	259	292
	Makarov	[0,405]	[0,524]	[0,843]	[0,1317]	[80,1634]
	New	[0,265]	[0,304]	[0,457]	[0,882]	[80,1204]
White	QTE	204	212	212	227	255
	Makarov	[0,383]	[0,505]	[0,833]	[0,1274]	[65,1588]
	New	[0,265]	[0,308]	[0,450]	[0,891]	[65,1239]
SCCG	QTE	109	165	187	244	194
	Makarov	[0,311]	[0,428]	[0,764]	[0,1183]	[69,1453]
	New	[0,114]	[0,193]	[0,299]	[0,579]	[69,792]
Age 26-35	QTE	233	180	179	262	283
	Makarov	[0,336]	[0,458]	[0,807]	[0,1324]	[79,1621]
	New	[0,239]	[0,276]	[0,406]	[0,746]	[79,1204]

Although QTE is placed within the identification region for $q = 0.15$ to 0.85 and for all groups, at $q = 0.15$, QTE is very close to the upper bound on the quantile of smoking effects for SCCG and age 26-35 subgroups. Furthermore, at $q = 0.10$, QTE is placed outside of the improved identification region for SCCG group and age 26-35. This implies that QTE is not identical to the quantile of treatment effects in my example and so one should not interpret the value of QTE as a quantile of smoking effects.

²²To develop intuition, recall Figure 7(c). The size of the lower bound on each triangle's probability is related to the distance between marginal distribution functions of Y_0 and Y_1 . To see this, consider two marginal distribution functions F_1^A and F_1^B of Y_1 with $F_1^A(y) \leq F_1^B(y)$ for all $y \in \mathbb{R}$ and fix the marginal distribution F_0 of Y_0 where (Y_0, Y_1) satisfies MTR. Since MTR implies stochastic dominance of Y_1 over Y_0 for each $y \in \mathbb{R}$, $F_1^A(y) < F_1^B(y) \leq F_0(y)$. Thus,

$$\max \left\{ F_1^A(y) - F_0(y - \delta), 0 \right\} < \max \left\{ F_1^B(y) - F_0(y - \delta), 0 \right\}.$$

Since the probability lower bound on the triangle is written as $\max \{ F_1(y) - F_0(y - \delta) \}$ for some $y \in \mathbb{R}$, the above inequality shows that the closer marginal distributions F_0 and F_1 generates higher probability lower bound on each triangle.

Despite the large improvement of my bounds over Makarov bounds, the difference in the quantiles of the smoking effects between SCCG women and others is still inconclusive from my bounds. The sharp upper bound on the quantile of the effect for the SCCG group is quite lower than that for the entire sample while the sharp lower bound is 0 for both groups; the identification region for the SCCG group is contained in that for the entire sample. Since the two identification regions overlap, one cannot conclude that the effect at each quantile level q is smaller for the SCCG group. This can be further investigated by developing formal test procedures for the partially identified quantile of treatment effects or by establishing tighter bounds under additional plausible restrictions. I leave these issues for future research.

My empirical analysis shows that smoking is on average more dangerous for infants to women with a higher tendency to smoke. Also, women with SCCG are less likely to have low birth weight babies when they smoke. The estimated bounds on the median of the effect of smoking on infant birth weight are $[-457, 0]$ grams and $[-299, 0]$ grams for the entire sample and for women with SCCG, respectively.

Based on my observations, I suggest that policy makers pay particular attention to smoking women with low education in their antismoking policy design, since these women's infants are more likely to have low weight. Considering the association between higher education and better personal health care as shown in Park and Kang (2008), it appears that smoking on average does less harm to infants to mothers with a healthier lifestyle. Based on this interpretation, healthy lifestyle campaigns need to be combined with antismoking campaigns to reduce the negative effect of smoking on infant birth weight.

5.5 Testability and Inference on the Bounds

5.5.1 Testability of MTR

My empirical analysis relies on the assumption that smoking of pregnant women has nonpositive effects on infant birth weight with probability one. This MTR assumption is not only plausible but also testable in my setup. While a formal econometric test procedure is beyond the scope of this paper, I briefly discuss testable implications. First, MTR implies stochastic dominance of Y_1 over Y_0 . Since I point-identify their marginal distributions for compliers, stochastic dominance can be checked from the estimated marginal distribution functions. Except for very low q -quantiles with $q < 0.006$ where the quantile curves estimates are imprecise as noted in subsection 5.4, my estimated marginal distribution functions satisfy the stochastic dominance for the entire sample and all subgroups. Second, under MTR my new lower bound should be lower than the Makarov upper bound. If MTR is not satisfied, then my new lower bound is not necessarily lower than the Makarov upper bound. In my estimation result, my new lower bound is lower than the Makarov upper bound for all $\delta > 0$ and in all subgroups.

5.5.2 Inference and Bias Correction

Asymptotic properties of my estimators other than consistency have not been covered in this paper. The complete asymptotic theory for the estimators can be investigated by adopting arguments from Abadie et al. (2002), Koenker and Xiao (2002), Angrist et al. (2005), and Fan and Park (2010). Abadie et al. (2002) provided asymptotic properties for their weighted quantile regression coefficients for the fixed quantile level q , while Koenker and Xiao (2002) and Angrist et al. (2005) focused on the standard quantile regression *process*. Fan and Park (2010) derived asymptotic properties for the plug-in estimators of Makarov bounds. Since they estimated marginal distribution functions using empirical distributions in the context of randomized experiments, their arguments follow standard empirical process theory. To investigate asymptotic properties of the bounds estimators and the estimated maximizer or minimizer for the bounds, I am currently extending the asymptotic analysis on the quantile regression process presented by Koenker and Xiao (2002) and Angrist et al. (2005) to the quantile curves which are obtained from the weighted quantile regression of Abadie et al. (2002).

Canonical bootstrap procedures may be invalid for inference in this setting. Fan and Park (2010) found that asymptotic distributions of their plug-in estimators for Makarov bounds discontinuously change around the boundary where the true lower and upper Makarov bounds reach zero and one, respectively. Specifically, they estimated the Makarov lower bound $\sup_y \max \{F_1(y) - F_0(y - \delta), 0\}$ using empirical distribution functions \widehat{F}_0 and \widehat{F}_1 . They found that the asymptotic distribution of their estimator of the Makarov lower bound is discontinuous on the boundary where $\sup_y \{F_1(y) - F_0(y - \delta)\} = 0$. Since my improved lower bound under MTR is written as the supremum of the sum of $\max \{F_1(a_k) - F_0(a_{k-1}), 0\}$ over integers k , the asymptotic distribution of my plug-in estimator is likely to suffer discontinuities near multiple boundaries where $F_1(a_k) - F_0(a_{k-1}) = 0$ for each integer k . To avoid the failure of the standard bootstrap, I recommend subsampling or the fewer than n bootstrap procedure following Politis et al. (1999), Andrews (2000), Andrews and Han (2009).

Although the estimator \widehat{F}_Δ^{NL} is consistent, it may have a nonnegligible bias in small samples.²³ I suggest that one use a bias-adjusted estimator based on subsampling when the sample size is small in practice. Let

$$\widehat{F}_{\Delta,n,b,j}^{NL}(\delta) = \sup_{0 \leq y \leq \delta} \sum_{k=\lfloor \frac{500-y}{\delta} \rfloor}^{\lfloor \frac{5500-y}{\delta} \rfloor + 1} \max \left(\widehat{F}_1^{n,b,j}(y + k\delta) - \widehat{F}_0^{n,b,j}(y + (k-1)\delta), 0 \right),$$

where for $d = 0, 1$, $\widehat{F}_d^{n,b,j}$ is an estimator of F_d from the j th subsample $\{(Y_{j_1}, D_{j_1}), \dots, (Y_{j_b}, D_{j_b})\}$ with the

²³Since $\max(x, 0)$ is a convex function, by Jensen's inequality my plug-in estimator is upward biased. This has been also pointed out in Fan and Park (2009) for their estimator of Makarov bounds.

subsample size b out of n observations s.t. $j_1 \neq j_2 \neq \dots \neq j_b$, $b < n$ and $j = 1, \dots, \binom{n}{b}$. Then the subsampling bias-adjusted estimator $\tilde{F}_{\Delta}^{NL}(\delta)$ is

$$\begin{aligned}\tilde{F}_{\Delta}^{NL}(\delta) &= \widehat{F}_{\Delta}^{NL}(\delta) - \frac{1}{q_n} \sum_{j=1}^{q_n} \left\{ \widehat{F}_{\Delta, n, b, j}^{NL}(\delta) - \widehat{F}_{\Delta}^{NL}(\delta) \right\} \\ &= 2\widehat{F}_{\Delta}^{NL}(\delta) - \frac{1}{q_n} \sum_{j=1}^{q_n} \widehat{F}_{\Delta, n, b, j}^{NL}(\delta),\end{aligned}$$

where $q_n = \binom{n}{b}$.

6 Conclusion

In this paper, I have proposed a novel approach to identifying the DTE under general support restrictions on the potential outcomes. My approach involves formulating the problem as an optimal transportation linear program and embedding support restrictions into the cost function with an infinite Lagrange multiplier by taking advantage of their linearity in the entire joint distribution. I have developed the dual formulation for $\{0, 1, \infty\}$ -valued costs to overcome the technical challenges associated with optimization over the space of joint distributions. This contrasts sharply with the existing copula approach, which requires one to find out the joint distributions achieving sharp bounds given restrictions.

I have characterized the identification region under general support restrictions and derived sharp bounds on the DTE for economic examples. My identification result has been applied to the empirical analysis of the distribution of smoking effects on infant birth weight. I have proposed an estimation procedure for the bounds. The empirical results have shown that MTR has a substantial power to identify the distribution of smoking effects when the marginal distributions of the potential outcomes are given.

In some cases, information concerning the relationship between potential outcomes cannot be represented by support restrictions. Moreover, it is also sometimes the case that the joint distribution function itself is of interest. In a companion paper, I propose a method to identify the DTE and the joint distribution when weak stochastic dependence restrictions among unobservables are imposed in triangular systems, which consist of an outcome equation and a selection equation.

References

- Aakvik, A., J. Heckman and E. Vytlacil (2005). “Estimating Treatment Effects for Discrete Outcomes When Responses to Treatment Vary among Observationally Identical Persons: An Application to Norwegian Vocational Rehabilitation Programs,” *Journal of Econometrics*, 125, 15–51.
- Abadie, A. (2002). “Bootstrap Tests for Distributional Treatment Effects in Instrumental Variable Models,” *Journal of the American Statistical Association*, 97, 284-292.
- Abadie, A. (2003). “Semiparametric Instrumental Variable Estimation of Treatment Response Models,” *Journal of Econometrics*, 113, 231–263.
- Abadie, A., J. Angrist and G. Imbens (2002). “Instrumental Variables Estimates of the Effect of Subsidized Training on the Quantiles of Trainee Earnings,” *Econometrica*, 70, 91-117.
- Abbring, J. H. and J. Heckman (2007). “Econometric evaluation of social programs, Part III: Distributional treatment effects, dynamic treatment effects, dynamic discrete choice, and general equilibrium policy evaluation,” *Handbook of Econometrics*, 6B, 5145–5301.
- Abrevaya, J. (2006). “Estimating the Effect of Smoking on Birth Outcomes Using a Matched Panel Data Approach,” *Journal of Applied Econometrics*, 21, 489-519.
- Abrevaya, J. and C. Dahl (2008). “The Effects of Birth Inputs on Birthweight,” *Journal of Business and Economic Statistics*, 26, 379-397.
- Abrevaya, J. and L. Puzello (2012). “Taxes, Cigarette Consumption, and Smoking Intensity: Comment,” *American Economic Review*, 102, 1751-1763.
- Adda, J. and F. Cornaglia (2006). “Taxes, Cigarette Consumption, and Smoking Intensity,” *American Economic Review*, 96, 1013-1028.
- Almond, D. and J. Currie (2011). “Human Capital Development Before Age Five,” *The Handbook of Labor Economics*, 4, 2011, 1316-1486.
- Almond, D., K. Chay and D. Lee (2005). “The Costs of Low Birth Weight,” *The Quarterly Journal of Economics*, 120 (3), 1031–1083.
- Andrews, D. W. K. (2000). “Inconsistency of the Bootstrap when a Parameter is on the Boundary of the Parameter Space,” 68, 399–405.

- Andrews, D. W. K and S. Han. (2009). “Invalidity of the Bootstrap and the m out of n Bootstrap for Confidence Interval Endpoints Defined by Moment Inequalities,” *Econometrics Journal*, 12, 172–199.
- Andrews, D.W.K. and P. Guggenberger (2009a). “Incorrect Asymptotic Size of Subsampling Procedures Based on Post- Consistent Model Selection Estimators,” *Journal of Econometrics*, 152, 19-27.
- (2009b). “Hybrid and size-corrected subsampling methods,” *Econometrica*, 77, 721-762.
- Arellano, M. and S. Bonhomme (2012). “Identifying Distributional Characteristics in Random Coefficients Panel Data Models,” *Review of Economic Studies*, 79, 987-1020.
- Bandiera, O., V. Larcinese and I. Rasul (2008). “Heterogeneous Class Size Effects: New Evidence from a Panel of University Students,” *Economic Journal*, 120, 1365–1398.
- Bhattacharya, J., A. Shaikh and E. Vytlacil (2008). “Treatment Effect Bounds under Monotonicity Assumptions: An Application to Swan-Ganz Catheterization,” *American Economic Review*, 98, 351-56.
- Bhattacharya, J., A. Shaikh and E. Vytlacil (2012). “Treatment Effect Bounds: An Application to Swan-Ganz Catheterization,” *Journal of Econometrics*, 168, 223-243.
- Boes, S. (2010). “Convex Treatment Response and Treatment Selection,” SOI Working Paper 1001, University of Zurich.
- Byrd, R., J. Nocedal and R. Waltz (2006). “KNITRO: AN Integrated Package for Nonlinear Optimization,” in *Large-Scale Nonlinear Optimization*, Springer Verlag.
- Carlier, G. (2010). “Optimal Transportation and Economic Applications,” Lecture Notes.
- Caetano, C. (2012). “A Test of Endogeneity without Instrumental Variables,” Working Paper.
- Conlon, C. (2012). “A Dynamic Model of Prices and Margins in the LCD TA Industry,” Working Paper.
- Carneiro, P., K. T. Hansen and J. Heckman (2003). “Estimating Distributions of Treatment Effects with an Application to the Returns to Schooling and Measurement of the Effects of Uncertainty on College Choice,” *International Economic Review*, 44, 361–422.
- Chernozhukov, V. and C. Hansen (2005), “An IV Model of Quantile Treatment Effects,” *Econometrica*, 73, 245–261.
- Chernozhukov, V., P.-A. Chiappori and M. Henry (2010). “Introduction,” *Economic Theory*, 42, 271-273.

- Chernozhukov, V., I. Fernández-Val and A. Galichon (2010). “Quantile and Probability Curves without Crossing,” *Econometrica*, 78, 1093-1125.
- Chernozhukov, V., S. Lee and A. M. Rosen (2013). “Intersection Bounds: Estimation and Inference,” *Econometrica*, 81, 667-737.
- Chiappori, P.-A., R. J. McCann and L. P. Nesheim (2010). “Hedonic Price Equilibria, Stable Matching, and Optimal Transport: Equivalence, Topology, and Uniqueness,” *Economic Theory*, 42, 317–354.
- Currie, J. and R. Hyson (1999). “Is the Impact of Shocks Cushioned by Socioeconomic Status? The Case of Low Birth Weight,” *American Economic Review*, 89 (2), 245–250.
- Currie, J. and E. Moretti (2007). “Biology as Destiny? Short- and Long-run Determinants of Intergenerational Transmission of Birth Weight,” *Journal of Labor Economics*, 25 (2), 231–264.
- Deaton, A. (2003). “Health, Inequality, and Economic Development,” *Journal of Economic Literature*, 41, 113-158.
- Ding, W. and S. Lehrer (2008). “Class Size and Student Achievement: Experimental Estimates of Who Benefits and Who Loses from Reductions.” Queen’s Economic Department Working Paper No. 1046, Queen’s University.
- Dubé, J.-P., J. Fox and C.-L. Su (2012). “Improving the Numerical Performance of Static and Dynamic Aggregate Discrete Choice Random Coefficients Demand Estimation,” *Econometrica*, 80, 2231-2367.
- Duflo, E., P. Dupas, and M. Kremer (2011). “Peer Effects, Teacher Incentives, and the Impact of Tracking: Evidence from a Randomized Evaluation in Kenya,” *American Economic Review*, 101, 1739-74.
- Ekeland, I. (2005). “An Optimal Matching Problem,” *ESAIM Controle Optimal et Calcul des Variations*, 11, 57-51.
- Ekeland, I. (2010). “Existence, Uniqueness, and Efficiency of Equilibrium in Hedonic Markets with Multidimensional Types,” *Economic Theory*, 42, 275-315.
- Ekeland, I., A. Galichon and M. Henry (2010). “Optimal Transportation and the Falsifiability of Incompletely Specified Economic Models,” *Economic Theory*, 42, 355-374.
- Evans, W. and J. S. Ringel (1999). “Can Higher Cigarette Taxes Improve Birth Outcomes?,” *Journal of Public Economics*, 72, 135–154.

- Fan, Y. and S. S. Park (2009). "Partial Identification of the Distribution of Treatment Effects and its Confidence Sets," in Thomas B. Fomby and R. Carter Hill (ed.) *Nonparametric Econometric Methods (Advances in Econometrics, Volume 25)*, Emerald Group Publishing Limited, pp.3-70.
- (2010). "Sharp Bounds on the Distribution of Treatment Effects and Their Statistical Inference," *Econometric Theory*, 26, 931-951.
- French, E. and C. Taber (2011). "Identification of Models of the Labor Market," *Handbook of Labor Economics*, 4, 537-617.
- Fan, Y. and J. Wu (2010). "Partial Identification of the Distribution of Treatment Effects in Switching Regime Models and Its Confidence Sets," *Review of Economic Studies*, 77, 1002-1041.
- Fingerhut, L. A., J. C. Kleinman and J. S. Kendrick (1990). "Smoking before, during, and after Pregnancy," *American Journal of Public Health*, 80, 541-544.
- Firpo, S. (2007). "Efficient Semiparametric Estimation of Quantile Treatment Effects", *Econometrica*, 75, 259-276.
- Firpo, S., and G. Ridder (2008). "Bounds on Functionals of the Distribution of Treatment Effects," Working paper, FGV Brazil.
- Frank, M. J., R. B. Nelson and B. Schweizer (1987). "Best-possible Bounds for the Distribution of a Sum-a Problem of Kolmogorov," *Probability Theory Related Fields*, 74, 199-211.
- Galichon, A. and M. Henry. (2008). "Inference in Incomplete Models," Working Paper.
- Galichon, A. and M. Henry. (2011). "Set Identification in Models with Multiple Equilibria," *Review of Economic Studies*, 78, 1264-1298.
- Galichon, A. and B. Salanié (2012). "Cupid's Invisible Hand: Social Surplus and Identification in Matching Models," Working Paper.
- Gundersen, C., B. Kreider and J. Pepper. (2011). "The Impact of the National School Lunch Program on Child Health: A Nonparametric Bounds Analysis," *Journal of Econometrics*, 166, 79-91.
- Haan, M. (2012). "The Effect of Additional Funds for Low-Ability Pupils - A Nonparametric Bounds Analysis," CESifo Working Paper.
- Heckman, J. J. (1990). "Varieties of Selection Bias," *American Economic Review, Papers and Proceedings*, 80, 313-318.

- Heckman, J. J., J. A. Smith and N. Clements (1997). "Making the Most Out of Programme Evaluations and Social Experiments: Accounting for Heterogeneity in Programme Impacts," *Review of Economic Studies*, 64, 487–535.
- Heckman, J. J. and E. Vytlacil (2007). "Econometric Evaluation of Social Programs, part II: Causal Models, Structural Models and Econometric Policy Evaluation," *Handbook of Econometrics*, 6, 4779-4874.
- Heckman, J. J., P. Eisenhauer and E. Vytlacil (2011). "Generalized Roy Model and Cost-Benefit Analysis of Social Programs," Working Paper.
- Henry, M. and I. Mourifié (2012). "Sharp Bounds in the Binary Roy Model," Working Paper.
- Hirano, K., G. Imbens and G. Ridder (2003). "Efficient Estimation of Average Treatment Effects Using the Estimated Propensity Score," *Econometrica*, 71, 1161-1189.
- Hodelein, S. and Y. Sasaki (2013). "Outcome Conditioned Treatment Effects," CEMMAP Working Paper CWP 39/13.
- Imbens, G. W. and J. D. Angrist (1994). "Identification and Estimation of Local Average Treatment Effects," *Econometrica*, 62, 467–75.
- Imbens G. W., and D. B. Rubin (1997). "Estimating Outcome Distributions for Compliers in Instrumental Variables Models," *Review of Economic Studies*, 64, 555–574.
- Imbens, G. W. and J. M. Wooldridge (2009). "Recent Developments in the Econometrics of Program Evaluation," *Journal of Economic Literature*, 47, 5–86.
- Jun, S. J., Y. Lee and Y. Shin (2013). "Testing for Distributional Treatment Effects: A Set Identification Approach," Working Paper.
- Koenker, R. and B. Park (1996). "An Interior Point Algorithm for Nonlinear Quantile Regression," *Journal of Econometrics*, 71, 265-283.
- Lau, C., N. Ambalavanan, H. Chakraborty, M. S. Wingate and W.A. Carlo (2013). "Extremely Low Birth Weight and Infant Mortality Rates in the United States," *Pediatrics*, 131, 855-860.
- Lien, D. S. and W. N. Evans (2005). "Estimating the Impact of Large Cigarette Tax Hikes: The Case of Maternal Smoking and Infant Birth Weight," *Journal of Human Resources*, 40, 373-392.
- Mainous, A. G. and W.J. Hueston (1994). "The Effect of Smoking Cessation during Pregnancy on Preterm Delivery and Low Birthweight," *The Journal of Family Practice*, 38, 262-266.

- Makarov, G. D. (1981). "Estimates for the Distribution Function of a Sum of Two Random Variables when the Marginal Distributions are Fixed," *Theory of Probability and its Applications*, 26, 803-806.
- Manski, C. F. (1997). "Monotone Treatment Response," *Econometrica*, 65, 1311-1334.
- Manski, C. F. and J. Pepper (2000). "Monotone Instrumental Variables: With an Application to the Returns to Schooling," *Econometrica*, 68, 997-1010.
- Massachusetts Department of Public Health (2007). "Accomplishments of the Massachusetts Tobacco Control Program," online at <http://www.mass.gov/eohhs/docs/dph/tobacco-control/accomplishments.pdf>.
- Monge, G. (1781). "Mémoire sur la théorie des déblais et remblais," In *Histoire de l'Académie Royale des Sciences de Paris*, pp. 666-704.
- Nelsen, R.B. (2006). *An Introduction to Copulas*. Springer.
- Newhouse, J. P., R. H. Brook, N. Duan, E. B. Keeler, A. Leibowitz, W. G. Manning, M. S. Marquis, C. N. Morris, C. E. Phelps and J. E. Rolph (2008). "Attrition in the RAND Health Insurance Experiment: a response to Nyman," *Journal of Health Politics, Policy and Law*, 33, 295-308.
- Orzechowski and Walker (2011). "The Tax Burden On Tobacco," *The Tax Burden on Tobacco: Historical Compilation*, 46.
- Park, C. and C. Kang (2008). "Does Education Induce Healthy Lifestyle?," *Journal of Health Economics*, 27, 1516-1531.
- Park, S. S. (2010). "Heterogeneous Effects of Class Size Reduction: Re-Visiting Project STAR," Working Paper.
- Park, B. G. (2013). "Nonparametric Identification and Estimation of the Extended Roy Model," Working Paper.
- Permutt, T. and J.R. Hebel (1989). "Simultaneous Equation Estimation in a Clinical Trial of the Effect of Smoking on Birth Weight," *Biometrics*, 45, 619-622.
- Politis, D. N., J.P. Romano and M. Wolf (1999). "Subsampling," Springer-Verlag.
- Suri, T. (2011). "Selection and Comparative Advantage in Technology Adoption," *Econometrica*, 79, 159-209.
- Simon, D. (2012). "Does Early Life Exposure to Cigarette Smoke Permanently Harm Childhood Health? Evidence from Cigarette Tax Hikes," Working Paper.

Villani, C. (2003). “Topics in Optimal Transportation,” Graduate Studies in Mathematics 58, American Mathematical Society.

Williamson, R. C. and T. Downs. (1990). “Probabilistic Arithmetic I: Numerical Methods for Calculating Convolutions and Dependency Bounds,” *International Journal of Approximate Reasoning*, 4, 89–158.

Appendix A

In Appendix A. I provide technical proofs for Theorem 1, Corollary 1 and Corollary 2. Throughout Appendix A, the function φ is assumed to be bounded and continuous without loss of generality by Lemma 2.

Proof of Theorem 1

Since the proofs of characterization of F_{Δ}^U and F_{Δ}^L are very similar, I provide a proof for characterization of F_{Δ}^L only. Let

$$I[\pi] = \int \{\mathbf{1}\{y_1 - y_0 < \delta\} + \lambda(1 - \mathbf{1}_C(y_0, y_1))\} d\pi,$$

$$J(\varphi, \psi) = \int \varphi d\mu_0 + \int \psi d\mu_1,$$

for $\lambda = \infty$. To prove Theorem 1, I introduce Lemma A.1:

Lemma A.1 For any function $f : \mathbb{R} \rightarrow \mathbb{R}$, $s \in [0, 1]$, and nonnegative integer k , define A_k^+ and A_k^- to be level sets of a function f as follows:

$$A_k^+(f, s) = \{y \in \mathbb{R}; f(y) > s + k\},$$

$$A_k^-(f, s) = \{y \in \mathbb{R}; f(y) \leq -(s + k)\}.$$

Then for the following dual problems

$$\inf_{\pi \in \Pi(\mu_0, \mu_1)} I[\pi] = \sup_{(\varphi, \psi) \in \Phi_c} J(\varphi, \psi),$$

each $(\varphi, \psi) \in \Phi_c$ can be represented as a continuous convex combination of a continuum of pairs of the form

$$\left(\sum_{k=0}^{\infty} \mathbf{1}_{A_k^+(\varphi, s)} - \sum_{k=0}^{\infty} \mathbf{1}_{A_k^-(\varphi, s)}, \sum_{k=0}^{\infty} \mathbf{1}_{A_k^+(\psi, s)} - \sum_{k=0}^{\infty} \mathbf{1}_{A_k^-(\psi, s)} \right) \in \Phi_c$$

Proof of Lemma A.1 By Lemma 2,

$$\inf_{\pi \in \Pi(\mu_0, \mu_1)} I[\pi] = \sup_{(\varphi, \psi) \in \Phi_c} J(\varphi, \psi),$$

where Φ_c is the set of all pairs (φ, ψ) in $L^1(dF_0) \times L^1(dF_1)$ such that

$$\varphi(y_0) + \psi(y_1) \leq \mathbf{1}\{y_1 - y_0 < \delta\} + \lambda(1 - \mathbf{1}_C(y_0, y_1)) \text{ for all } (y_0, y_1). \quad (\text{A.1})$$

Note that Φ_c is a convex set. From the definition of $A_k^+(f, s)$ and $A_k^-(f, s)$, for any function $f : \mathbb{R} \rightarrow \mathbb{R}$ and $s \in (0, 1]$,

$$\dots \subseteq A_1^+(f, s) \subseteq A_0^+(f, s) \subseteq (A_0^-(f, s))^c \subseteq (A_1^-(f, s))^c \subseteq \dots, \quad (\text{A.2})$$

as illustrated in Figure A.1.

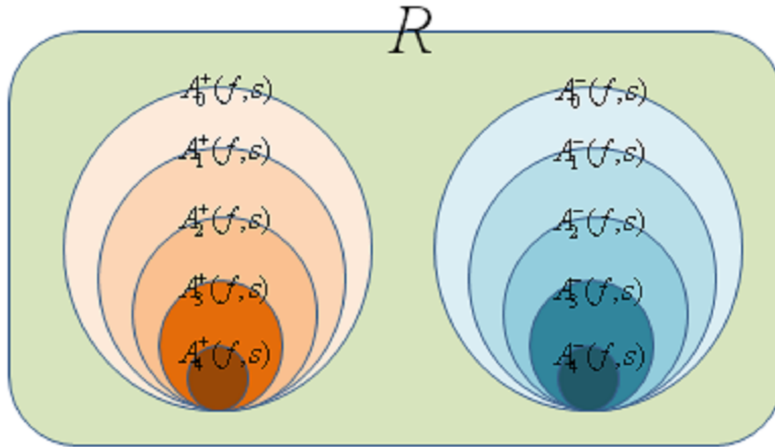


Figure A.1: Monotonicity of $\{A_k^+(f, s)\}_{k=0}^\infty$ and $\{A_k^-(f, s)\}_{k=0}^\infty$

Let

$$\varphi_+(x) = \max\{\varphi(x), 0\} \geq 0,$$

$$\varphi_-(x) = \min\{\varphi(x), 0\} \leq 0.$$

By the layer cake representation theorem, $\varphi_+(x)$ can be written as

$$\begin{aligned}
\varphi_+(x) &= \int_0^{\varphi_+(x)} ds & (A.3) \\
&= \int_0^\infty \mathbf{1}\{\varphi_+(x) > s\} ds \\
&= \sum_{k=0}^\infty \int_0^1 \mathbf{1}\{\varphi_+(x) > s+k\} ds \\
&= \int_0^1 \sum_{k=0}^\infty \mathbf{1}\{\varphi_+(x) > s+k\} ds \\
&= \int_0^1 \sum_{k=0}^\infty \mathbf{1}\{\varphi(x) > s+k\} ds \\
&= \int_0^1 \sum_{k=0}^\infty \mathbf{1}_{A_k^+(\varphi, s)}(x) ds,
\end{aligned}$$

where $A_k^+(f, s) = \{y \in \mathbb{R}; f(y) > s+k\}$ for any function f . The fourth equality in (A.3) follows from Fubini's theorem. Similarly, the nonpositive function $\varphi_-(x)$ can be represented as

$$\begin{aligned}
\varphi_-(x) &= - \int_0^\infty \mathbf{1}\{\varphi_-(x) \leq -s\} ds \\
&= - \sum_{k=0}^\infty \int_0^1 \mathbf{1}\{\varphi_-(x) \leq -(s+k)\} ds \\
&= - \int_0^1 \sum_{k=0}^\infty \mathbf{1}\{\varphi_-(x) \leq -(s+k)\} ds \\
&= - \int_0^1 \sum_{k=0}^\infty \mathbf{1}\{\varphi(x) \leq -(s+k)\} ds \\
&= - \int_0^1 \sum_{k=0}^\infty \mathbf{1}_{A_k^-(\varphi, s)}(x) ds.
\end{aligned}$$

where $A_k^-(f, s) = \{y \in \mathbb{R}; f(y) \leq -(s+k)\}$ for any function f . Similarly, $\psi_+(x)$ and $\psi_-(x)$ are written as follows:

$$\begin{aligned}
\psi_+(x) &= \int_0^1 \sum_{k=0}^\infty \mathbf{1}_{A_k^+(\psi, s)}(x) ds, \\
\psi_-(x) &= - \int_0^1 \sum_{k=0}^\infty \mathbf{1}_{A_k^-(\psi, s)}(x) ds.
\end{aligned}$$

For any $(\varphi, \psi) \in \Phi_c$, one can write

$$\begin{aligned} & (\varphi, \psi) \\ &= (\varphi_+ + \varphi_-, \psi_+ + \psi_-) \\ &= \int_0^1 \left(\sum_{k=0}^{\infty} \left(\mathbf{1}_{A_k^+(\varphi, s)} - \mathbf{1}_{A_k^-(\varphi, s)} \right) ds, \sum_{k=0}^{\infty} \left(\mathbf{1}_{A_k^+(\psi, s)} - \mathbf{1}_{A_k^-(\psi, s)} \right) \right) ds, \end{aligned}$$

which is a continuous convex combination of a continuum of pairs of

$$\left(\sum_{k=0}^{\infty} \left(\mathbf{1}_{A_k^+(\varphi, s)} - \mathbf{1}_{A_k^-(\varphi, s)} \right), \sum_{k=0}^{\infty} \left(\mathbf{1}_{A_k^+(\psi, s)} - \mathbf{1}_{A_k^-(\psi, s)} \right) \right)_{s \in [0, 1]}.$$

To see if $\left(\sum_{k=0}^{\infty} \left(\mathbf{1}_{A_k^+(\varphi, s)} - \mathbf{1}_{A_k^-(\varphi, s)} \right), \sum_{k=0}^{\infty} \left(\mathbf{1}_{A_k^+(\psi, s)} - \mathbf{1}_{A_k^-(\psi, s)} \right) \right) \in \Phi_c$, check the following: for any $s \in [0, 1]$ and $\lambda = \infty$,

$$\begin{aligned} & \sum_{k=0}^{\infty} \left(\mathbf{1}_{A_k^+(\varphi, s)}(y_0) - \mathbf{1}_{A_k^-(\varphi, s)}(y_0) \right) + \sum_{k=0}^{\infty} \left(\mathbf{1}_{A_k^+(\psi, s)}(y_1) - \mathbf{1}_{A_k^-(\psi, s)}(y_1) \right) \\ & \leq \mathbf{1}\{y_1 - y_0 < \delta\} + \lambda(1 - \mathbf{1}_C(y_0, y_1)). \end{aligned} \tag{A.4}$$

The nontrivial case to check is when the LHS in (A.4) is positive. Consider the case where $s + t < \varphi(y_0) \leq s + t + 1$ and $-(s + t) < \psi(y_1) \leq -(s + t - 1)$ for some nonnegative integer t and $s \in [0, 1]$. Then,

$$\begin{aligned} & \sum_{k=0}^{\infty} \left(\mathbf{1}_{A_k^+(\varphi, s)}(y_0) - \mathbf{1}_{A_k^-(\varphi, s)}(y_0) \right) = t + 1, \\ & \sum_{k=0}^{\infty} \left(\mathbf{1}_{A_k^+(\psi, s)}(y_1) - \mathbf{1}_{A_k^-(\psi, s)}(y_1) \right) = -t, \end{aligned}$$

and so the LHS in (A.4) is 1. Also, it follows from (A.1) that for $(y_0, y_1) \in \mathbb{R} \times \mathbb{R}$ s.t. $s + t \leq \varphi(y_0) < s + t + 1$ and $-(s + t) < \psi(y_1)$,

$$0 < \varphi(y_0) + \psi(y_1) \leq \mathbf{1}\{y_1 - y_0 < \delta\} + \lambda(1 - \mathbf{1}_C(y_0, y_1)),$$

and thus (A.4) is satisfied in this case from the following:

$$\mathbf{1}\{y_1 - y_0 < \delta\} + \lambda(1 - \mathbf{1}_C(y_0, y_1)) \geq 1.$$

Consider another case where $s + t \leq \varphi(y_0) < s + t + 1$ and $-(s + t - 1) < \psi(y_1) \leq -(s + t - 2)$ for

some nonnegative integer t and $s \in [0, 1]$. Then the LHS in (A.4) is 2. Moreover, since $\varphi(y_0) + \psi(y_1) > 1$, for $(y_0, y_1) \in \mathbb{R} \times \mathbb{R}$ s.t. $s + t \leq \varphi(y_0) < s + t + 1$ and $-(s + t - 1) < \psi(y_1)$, by (A.1)

$$1 < \varphi(y_0) + \psi(y_1) \leq \mathbf{1}\{y_1 - y_0 < \delta\} + \lambda(1 - \mathbf{1}_C(y_0, y_1)),$$

and thus (A.4) is also satisfied from the following:

$$\mathbf{1}\{y_1 - y_0 < \delta\} + \lambda(1 - \mathbf{1}_C(y_0, y_1)) = \infty.$$

Similarly, it can be proven that (A.4) is also satisfied for other nontrivial cases. Therefore it concludes that each $(\varphi, \psi) \in \Phi_c$ can be written as a continuous convex combination of a continuum of pairs of the form

$$\left(\sum_{k=0}^{\infty} \left(\mathbf{1}_{A_k^+(\varphi, s)} - \mathbf{1}_{A_k^-(\varphi, s)} \right), \sum_{k=0}^{\infty} \left(\mathbf{1}_{A_k^+(\psi, s)} - \mathbf{1}_{A_k^-(\psi, s)} \right) \right).$$

■

Proof of Theorem 1 By Lemma A.1, $(\varphi, \psi) \in \Phi_c$ can be represented as a continuous convex combination of a continuum of pairs of the form

$$\left(\sum_{k=0}^{\infty} \left(\mathbf{1}_{A_k^+(\varphi, s)} - \mathbf{1}_{A_k^-(\varphi, s)} \right), \sum_{k=0}^{\infty} \left(\mathbf{1}_{A_k^+(\psi, s)} - \mathbf{1}_{A_k^-(\psi, s)} \right) \right),$$

with

$$\begin{aligned} & \sum_{k=0}^{\infty} \left(\mathbf{1}_{A_k^+(\varphi, s)}(y_0) - \mathbf{1}_{A_k^-(\varphi, s)}(y_0) \right) + \sum_{k=0}^{\infty} \left(\mathbf{1}_{A_k^+(\psi, s)}(y_1) - \mathbf{1}_{A_k^-(\psi, s)}(y_1) \right) \\ & \leq \mathbf{1}\{y_1 - y_0 < \delta\} + \lambda(1 - \mathbf{1}_C(y_0, y_1)). \end{aligned}$$

Since Φ_c is a convex set and $J(\varphi, \psi) = \int \varphi dF_0 + \int \psi dF_1$ is a linear functional, for all $(\varphi, \psi) \in \Phi_c$, there exists $s \in (0, 1]$ such that

$$J \left(\sum_{k=0}^{\infty} \left(\mathbf{1}_{A_k^+(\varphi, s)} - \mathbf{1}_{A_k^-(\varphi, s)} \right), \sum_{k=0}^{\infty} \left(\mathbf{1}_{A_k^+(\psi, s)} - \mathbf{1}_{A_k^-(\psi, s)} \right) \right) \geq J(\varphi, \psi). \quad (\text{A.5})$$

Thus, the value of $\sup_{(\varphi, \psi) \in \Phi_c} J(\varphi, \psi)$ is unchanged even if one restricts the supremum to pairs of the form

$$\left(\sum_{k=0}^{\infty} \left(\mathbf{1}_{A_k^+(\varphi, s)} - \mathbf{1}_{A_k^-(\varphi, s)} \right), \sum_{k=0}^{\infty} \left(\mathbf{1}_{A_k^+(\psi, s)} - \mathbf{1}_{A_k^-(\psi, s)} \right) \right). \text{ Hence for all } (y_0, y_1) \in \mathbb{R}^2,$$

$$\begin{aligned} & \sum_{k=0}^{\infty} \left(\mathbf{1}_{A_k^+(\varphi, s)}(y_0) - \mathbf{1}_{A_k^-(\varphi, s)}(y_0) \right) + \sum_{k=0}^{\infty} \left(\mathbf{1}_{A_k^+(\psi, s)}(y_1) - \mathbf{1}_{A_k^-(\psi, s)}(y_1) \right) \\ & \leq \mathbf{1}\{y_1 - y_0 < \delta\} + \lambda(1 - \mathbf{1}_C(y_0, y_1)), \end{aligned}$$

which implies that for each $y_1 \in \mathbb{R}$,

$$\begin{aligned} -\infty & < \sup_{y_0 \in \mathbb{R}} \left[\sum_{k=0}^{\infty} \left(\mathbf{1}_{A_k^+(\varphi, s)}(y_0) - \mathbf{1}_{A_k^-(\varphi, s)}(y_0) \right) - \mathbf{1}\{y_1 - y_0 < \delta\} - \lambda(1 - \mathbf{1}_C(y_0, y_1)) \right] \\ & \leq - \sum_{k=0}^{\infty} \left(\mathbf{1}_{A_k^+(\psi, s)}(y_1) - \mathbf{1}_{A_k^-(\psi, s)}(y_1) \right). \end{aligned}$$

Define $\left\{ A_{k,D}^+(\varphi, s) \right\}_{k=0}^{\infty}$, $\left\{ A_{k,D}^-(\varphi, s) \right\}_{k=0}^{\infty}$ as follows:

$$\begin{aligned} & \{y_1 \in \mathbb{R} | \exists y_0 \in A_k^+(\varphi, s) \text{ s.t. } y_1 - y_0 \geq \delta \text{ and } (y_0, y_1) \in C\} \\ A_{k,D}^+(\varphi, s) & = \cup \{y_1 \in \mathbb{R} | \exists y_0 \in A_{k+1}^+(\varphi, s) \text{ s.t. } y_1 - y_0 < \delta \text{ and } (y_0, y_1) \in C\} \tag{A.6} \\ & \text{for any integer } k \geq 0, \\ A_{0,D}^-(\varphi, s) & = \{y_1 \in \mathbb{R} | \forall y_0 \leq y_1 - \delta \text{ s.t. } (y_0, y_1) \in C, y_0 \in A_0^-(\varphi, s)\} \\ & \cap \{y_1 \in \mathbb{R} | \forall y_0 > y_1 - \delta \text{ s.t. } (y_0, y_1) \in C, y_0 \in (A_0^+(\varphi, s))^c\}, \\ & \{y_1 \in \mathbb{R} | \forall y_0 \leq y_1 - \delta \text{ s.t. } (y_0, y_1) \in C, y_0 \in A_k^-(\varphi, s)\} \\ A_{k,D}^-(\varphi, s) & = \cap \{y_1 \in \mathbb{R} | \forall y_0 > y_1 - \delta \text{ s.t. } (y_0, y_1) \in C, y_0 \in A_{k-1}^-(\varphi, s)\} \\ & \text{for any integer } k > 0. \end{aligned}$$

Also, according to the definitions above and Figure A.1, if $y_1 \in A_{\rho,D}^+(\varphi, s)$ for some $\rho \geq 0$, then

$$\begin{aligned} & \sup_{y_0 \in \mathbb{R}} \left[\sum_{k=0}^{\infty} \left(\mathbf{1}_{A_k^+(\varphi, s)}(y_0) - \mathbf{1}_{A_k^-(\varphi, s)}(y_0) \right) - \mathbf{1}\{y_1 - y_0 < \delta\} - \lambda(1 - \mathbf{1}_C(y_0, y_1)) \right] \\ & \geq \rho + 1, \end{aligned}$$

and if $y_1 \in A_{\rho,D}^-(\varphi, s)$ for some $\rho \geq 0$,

$$\begin{aligned} & \sup_{y_0 \in \mathbb{R}} \left[\sum_{k=0}^{\infty} \left(\mathbf{1}_{A_k^+(\varphi, s)}(y_0) - \mathbf{1}_{A_k^-(\varphi, s)}(y_0) \right) - \mathbf{1}\{y_1 - y_0 < \delta\} - \lambda(1 - \mathbf{1}_C(y_0, y_1)) \right] \\ & \leq -(\rho + 1). \end{aligned}$$

Hence, if $y_1 \in A_{\rho,D}^+(\varphi, s) - A_{\rho+1,D}^+(\varphi, s)$, then

$$\begin{aligned} & \sup_{y_0 \in \mathbb{R}} \left[\sum_{k=0}^{\infty} \left(\mathbf{1}_{A_k^+(\varphi, s)}(y_0) - \mathbf{1}_{A_k^-(\varphi, s)}(y_0) \right) - \mathbf{1}\{y_1 - y_0 < \delta\} - \lambda(1 - \mathbf{1}_C(y_0, y_1)) \right] \\ & = \rho + 1, \end{aligned}$$

and if $y_1 \in A_{\rho,D}^-(\varphi, s) - A_{\rho+1,D}^-(\varphi, s)$, then

$$\begin{aligned} & \sup_{y_0 \in \mathbb{R}} \left[\sum_{k=0}^{\infty} \left(\mathbf{1}_{A_k^+(\varphi, s)}(y_0) - \mathbf{1}_{A_k^-(\varphi, s)}(y_0) \right) - \mathbf{1}\{y_1 - y_0 < \delta\} - \lambda(1 - \mathbf{1}_C(y_0, y_1)) \right] \\ & = -(\rho + 1). \end{aligned}$$

Hence,

$$\begin{aligned} & \sum_{k=0}^{\infty} \left(\mathbf{1}_{A_{k,D}^+(\varphi, s)}(y_1) - \mathbf{1}_{A_{k,D}^-(\varphi, s)}(y_1) \right) \\ & = \sup_{y_0 \in \mathbb{R}} \left[\sum_{k=0}^{\infty} \left(\mathbf{1}_{A_k^+(\varphi, s)}(y_0) - \mathbf{1}_{A_k^-(\varphi, s)}(y_0) \right) - \mathbf{1}\{y_1 - y_0 < \delta\} - \lambda(1 - \mathbf{1}_C(y_0, y_1)) \right] \\ & \leq - \sum_{k=0}^{\infty} \left(\mathbf{1}_{A_k^+(\psi, s)}(y_1) - \mathbf{1}_{A_k^-(\psi, s)}(y_1) \right). \end{aligned}$$

Now define

$$\begin{aligned} A_k(\varphi, s) &= \begin{cases} A_k^+(\varphi, s), & \text{if } k \geq 0, \\ (A_{-k-1}^-(\varphi, s))^c, & \text{if } k < 0, \end{cases} \\ A_k^D(\varphi, s) &= \begin{cases} A_{k,D}^+(\varphi, s), & \text{if } k \geq 0, \\ (A_{-k-1,D}^-(\varphi, s))^c, & \text{if } k < 0. \end{cases} \end{aligned}$$

Then for all $(y_0, y_1) \in \mathbb{R}^2$,

$$\begin{aligned}
& \mathbf{1}\{y_1 - y_0 < \delta\} + \lambda(1 - \mathbf{1}_C(y_0, y_1)) \tag{A.7} \\
& \geq \sum_{k=0}^{\infty} \left(\mathbf{1}_{A_k^+(\varphi, s)}(y_0) - \mathbf{1}_{A_k^-(\varphi, s)}(y_0) \right) - \sum_{k=0}^{\infty} \left(\mathbf{1}_{A_{k,D}^+(\varphi, s)}(y_1) - \mathbf{1}_{A_{k,D}^-(\varphi, s)}(y_1) \right) \\
& = \sum_{k=0}^{\infty} \left\{ \left(\mathbf{1}_{A_k^+(\varphi, s)}(y_0) - \mathbf{1}_{A_k^-(\varphi, s)}(y_0) \right) - \left(\mathbf{1}_{A_{k,D}^+(\varphi, s)}(y_1) - \mathbf{1}_{A_{k,D}^-(\varphi, s)}(y_1) \right) \right\} \\
& = \sum_{k=0}^{\infty} \left\{ \mathbf{1}_{A_k^+(\varphi, s)}(y_0) + \left(1 - \mathbf{1}_{A_k^-(\varphi, s)}(y_0)\right) - \mathbf{1}_{A_{k,D}^+(\varphi, s)}(y_1) - \left(1 - \mathbf{1}_{A_{k,D}^-(\varphi, s)}(y_1)\right) \right\} \\
& = \sum_{k=0}^{\infty} \left\{ \left(\mathbf{1}_{A_k^+(\varphi, s)}(y_0) + \mathbf{1}_{(A_k^-(\varphi, s))^c}(y_0) \right) - \left(\mathbf{1}_{A_{k,D}^+(\varphi, s)}(y_1) + \mathbf{1}_{(A_{k,D}^-(\varphi, s))^c}(y_1) \right) \right\} \\
& = \sum_{k=0}^{\infty} \left(\mathbf{1}_{A_k^+(\varphi, s)}(y_0) - \mathbf{1}_{A_{k,D}^+(\varphi, s)}(y_1) \right) + \sum_{k=0}^{\infty} \left(\mathbf{1}_{(A_k^-(\varphi, s))^c}(y_0) - \mathbf{1}_{(A_{k,D}^-(\varphi, s))^c}(y_1) \right) \\
& = \sum_{k=0}^{\infty} \left(\mathbf{1}_{A_k(\varphi, s)}(y_0) - \mathbf{1}_{A_k^D(\varphi, s)}(y_1) \right) + \sum_{k=-\infty}^{-1} \left(\mathbf{1}_{A_k(\varphi, s)}(y_0) - \mathbf{1}_{A_k^D(\varphi, s)}(y_1) \right) \\
& = \sum_{k=-\infty}^{\infty} \left(\mathbf{1}_{A_k(\varphi, s)}(y_0) - \mathbf{1}_{A_k^D(\varphi, s)}(y_1) \right)
\end{aligned}$$

Equalities in the third and sixth lines of (A.7) are satisfied because φ and ψ are assumed to be bounded. To compress notation, refer to $A_k(\varphi, s)$ and $A_k^D(\varphi, s)$ merely as A_k and A_k^D . Then,

$$\begin{aligned}
& \mathbf{1}\{y_1 - y_0 < \delta\} + \lambda(1 - \mathbf{1}_C(y_0, y_1)) \\
& \geq \sum_{k=-\infty}^{\infty} \left(\mathbf{1}_{A_k}(y_0) - \mathbf{1}_{A_k^D}(y_1) \right).
\end{aligned}$$

By taking integrals with respect to dF to both side, one obtains the following:

$$\begin{aligned}
& \int \left\{ \mathbf{1}\{y_1 - y_0 < \delta\} - \lambda(1 - \mathbf{1}_C(y_0, y_1)) \right\} d\pi \tag{A.8} \\
& \geq \int \sum_{k=-\infty}^{\infty} \left(\mathbf{1}_{A_k}(y_0) - \mathbf{1}_{A_k^D}(y_1) \right) d\pi \\
& = \sum_{k=-\infty}^{\infty} \int \left(\mathbf{1}_{A_k}(y_0) - \mathbf{1}_{A_k^D}(y_1) \right) d\pi \\
& = \sum_{k=-\infty}^{\infty} \left\{ \mu_0(A_k) - \mu_1(A_k^D) \right\}.
\end{aligned}$$

The third equality holds by Fubini's theorem because $\sum_{k=-\infty}^{\infty} \left| \mathbf{1}_{A_k}(y_0) - \mathbf{1}_{A_k^D}(y_1) \right| \leq \sum_{k=-\infty}^{\infty} \mathbf{1}_{A_k}(y_0) + \sum_{k=-\infty}^{\infty} \mathbf{1}_{A_k^D}(y_1) < \infty$ for bounded functions φ and ψ . Now, maximization of $\int \varphi(y_0) dF_0 + \int \psi(y_1) dF_1$ over $(\varphi, \psi) \in \Phi_c$ is equiv-

alent to the that of $\sum_{k=-\infty}^{\infty} \{F_0(A_k) - F_1(A_k^D)\}$ over $\{A_k\}_{k=-\infty}^{\infty}$ with the following monotonicity condition:

$$\dots \subseteq A_{k+1} \subseteq A_k \subseteq A_{k-1} \subseteq \dots$$

Therefore, it follows that

$$\inf_{F \in \Pi(\mu_0, \mu_1)} I[F] = \sup_{\{A_k\}_{k=-\infty}^{\infty}} \sum_{k=-\infty}^{\infty} (\mu_0(A_k) - \mu_1(A_k^D)), \quad (\text{A.9})$$

where

$$\begin{aligned} \{A_k\}_{k=-\infty}^{\infty} & \text{ is a monotonically decreasing sequence of open sets,} \\ A_k^D & = \{y_1 \in \mathbb{R} \mid \exists y_0 \in A_k \text{ s.t. } y_1 - y_0 \geq \delta \text{ and } (y_0, y_1) \in C\} \\ & \cup \{y_1 \in \mathbb{R} \mid \exists y_0 \in A_{k+1} \text{ s.t. } y_1 - y_0 < \delta \text{ and } (y_0, y_1) \in C\} \text{ for any integer } k. \end{aligned}$$

Note that the expression (A.9) can be equivalently written as follows:

$$\inf_{\pi \in \Pi(\mu_0, \mu_1)} I[F] = \sup_{\{A_k\}_{k=-\infty}^{\infty}} \sum_{k=-\infty}^{\infty} \max\{\mu_0(A_k) - \mu_1(A_k^D), 0\}.$$

That is, $F_0(A_k) - F_1(A_k^D) \geq 0$ for each integer k at the optimum in the expression (A.9). This is easily shown by proof by contradiction.

Suppose that there exists an integer p s.t. $F_0(A_p) - F_1(A_p^D) < 0$ at the optimum. If there exists an integer $q > p$ s.t. $F_0(A_q) - F_1(A_q^D) > 0$, then there exists another monotonically decreasing sequence of open sets $\{\tilde{A}_k\}_{k=-\infty}^{\infty}$ s.t.

$$\sum_{k=-\infty}^{\infty} \{\mu_0(\tilde{A}_k) - \mu_1(\tilde{A}_k^D)\} > \sum_{k=-\infty}^{\infty} \{\mu_0(A_k) - \mu_1(A_k^D)\},$$

where $\tilde{A}_k = A_k$ for $k < p$ and $\tilde{A}_k = A_{k+1}$ for $k \geq p$. If there is no integer $q > p$ s.t. $F_0(A_q) - F_1(A_q^D) > 0$, then also there exists a monotonically decreasing sequence of open sets $\{\hat{A}_k\}_{k=-\infty}^{\infty}$ s.t.

$$\sum_{k=-\infty}^{\infty} \{\mu_0(\hat{A}_k) - \mu_1(\hat{A}_k^D)\} > \{\mu_0(A_k) - \mu_1(A_k^D)\},$$

where $\hat{A}_k = A_k$ for $k < p$ and $\hat{A}_k = \phi$ for $k \geq p$. This contradicts the optimality of $\{A_k\}_{k=-\infty}^{\infty}$. ■

Proof of Corollary 1

The proof consists of two parts: (i) deriving the lower bound and (ii) deriving the upper bound.

Part 1. The sharp lower bound

First, I prove that in the dual representation

$$\begin{aligned} & \inf_{F \in \Pi(F_0, F_1)} \int \{\mathbf{1}\{y_1 - y_0 < \delta\} + \lambda(\mathbf{1}\{y_1 < y_0\})\} dF \\ &= \sup_{(\varphi, \psi) \in \Phi_c} \int \varphi(y_0) d\mu_0 + \int \psi(y_1) d\mu_1, \end{aligned}$$

the function φ is nondecreasing.

Recall that

$$\varphi(y_0) = \inf_{y_1 \geq y_0} \{\mathbf{1}\{y_1 - y_0 < \delta\} - \psi(y_1)\}.$$

Pick (y'_0, y'_1) and (y''_0, y''_1) with $y''_0 > y'_0$ in the support of the optimal joint distribution. Then,

$$\begin{aligned} \varphi(y'_0) &= \inf_{y_1 \geq y_0} \{\mathbf{1}\{y_1 - y'_0 < \delta\} - \psi(y_1)\} & (\text{A.10}) \\ &\leq \mathbf{1}\{y''_1 - y'_0 < \delta\} - \psi(y''_1) \\ &\leq \mathbf{1}\{y''_1 - y''_0 < \delta\} - \psi(y''_1) \\ &= \varphi(y''_0). \end{aligned}$$

The inequality in the second line of (A.10) is satisfied because $y''_1 \geq y''_0 > y'_0$. The inequality in the third line of (A.10) holds because $\mathbf{1}\{y_1 - y_0 < \delta\}$ is nondecreasing in y_0 .

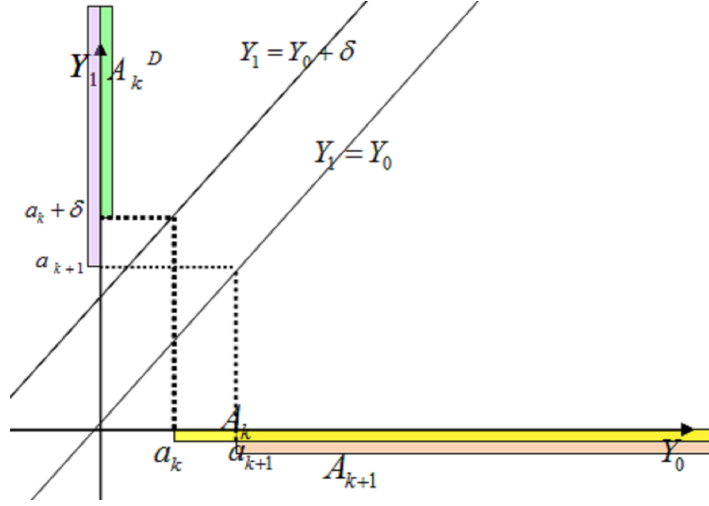


Figure. A.2: A_k^D for $A_k = (a_k, \infty)$ and $A_{k+1} = (a_{k+1}, \infty)$

Since the function φ is nondecreasing in the support of the optimal joint distribution, A_k reduces to (a_k, ∞) with $a_k \leq a_{k+1}$ and $a_k \in [-\infty, \infty]$ where $A_k = \emptyset$ for $a_k = \infty$. By Theorem 1, for each integer k and $\delta > 0$,

$$\begin{aligned} A_k^D &= \{y_1 \in \mathbb{R} | \exists y_0 > a_k \text{ s.t. } y_1 - y_0 \geq \delta\} \cup \{y_1 \in \mathbb{R} | \exists y_0 > a_{k+1} \text{ s.t. } 0 \leq y_1 - y_0 < \delta\} \\ &= (a_k + \delta, \infty) \cup (a_{k+1}, \infty) \\ &= (\min \{a_k + \delta, a_{k+1}\}, \infty) \end{aligned}$$

Then, $F_0(A_k) - F_1(A_k^D) = 0$ for $a_k = \infty$, while $F_0(A_k) - F_1(A_k^D) = \min \{F_1(a_k + \delta), F_1(a_{k+1})\} - F_0(a_k)$ for $a_k < \infty$. Therefore, By Theorem 1,

$$\begin{aligned} F_{\Delta}^L(\delta) &= \sup_{\{A_k\}_{k=-\infty}^{\infty}} \left[\sum_{k=-\infty}^{\infty} \max \{\mu_0(A_k) - \mu_1(A_k^D), 0\} \right] \\ &= \sup_{\{a_k\}_{k=-\infty}^{\infty}} \left[\sum_{k=-\infty}^{\infty} \max \{\min \{F_1(a_k + \delta), F_1(a_{k+1})\} - F_0(a_k), 0\} \right]. \end{aligned}$$

Now I show that it is innocuous to assume that $a_{k+1} - a_k \leq \delta$ for each integer k . Suppose that there exists an integer l s.t. $a_{l+1} > a_l + \delta$. Consider $\{\tilde{A}_k\}_{k=-\infty}^{\infty}$ with $\tilde{A}_k = (\tilde{a}_k, \infty)$ as follows:

$$\begin{aligned} \tilde{a}_k &= a_k \text{ for } k \leq l, \\ \tilde{a}_{l+1} &= a_l + \delta, \\ \tilde{a}_{k+1} &= a_k \text{ for } k \geq l + 1. \end{aligned}$$

It is obvious that $\tilde{a}_{k+1} \leq \tilde{a}_{k+2}$ for every integer k . \tilde{A}_l^D is given as

$$\tilde{A}_l^D = (\min \{\tilde{a}_l + \delta, \tilde{a}_{l+1}\}, \infty) \quad (\text{A.11})$$

$$= (a_l + \delta, \infty)$$

$$= A_l^D \quad (\text{A.12})$$

The second equality in (A.11) follows from $\tilde{a}_{l+1} = a_l + \delta = \tilde{a}_l + \delta$, and the third equality holds because

$$A_l^D = (\min \{a_l + \delta, a_{l+1}\}, \infty)$$

$$= (a_l + \delta, \infty).$$

This implies that

$$\begin{aligned} \max \left\{ \mu_0 \left(\tilde{A}_k \right) - \mu_1 \left(\tilde{A}_k^D \right), 0 \right\} &= \max \left\{ \mu_0 \left(A_k \right) - \mu_1 \left(A_k^D \right), 0 \right\} \text{ for } k \leq l, \\ \max \left\{ \mu_0 \left(\tilde{A}_{k+1} \right) - \mu_1 \left(\tilde{A}_{k+1}^D \right), 0 \right\} &= \max \left\{ \mu_0 \left(A_k \right) - \mu_1 \left(A_k^D \right), 0 \right\} \text{ for } k \geq l + 1, \end{aligned}$$

Therefore,

$$\sum_{k=-\infty}^{\infty} \max \left\{ \mu_0 \left(A_k \right) - \mu_1 \left(A_k^D \right), 0 \right\} \leq \sum_{k=-\infty}^{\infty} \max \left\{ \mu_0 \left(\tilde{A}_k \right) - \mu_1 \left(\tilde{A}_k^D \right), 0 \right\}$$

This means that for any sequence of sets $\{A_k\}_{k=-\infty}^{\infty}$ with $a_{k+1} > a_k + \delta$ for some integer k , one can always construct a sequence of sets $\{\tilde{A}_k\}_{k=-\infty}^{\infty}$ with $\tilde{a}_{k+1} \leq \tilde{a}_k + \delta$ for every integer k satisfying

$$\sum_{k=-\infty}^{\infty} \max \left\{ \mu_0 \left(\tilde{A}_k \right) - \mu_1 \left(\tilde{A}_k^D \right), 0 \right\} \geq \sum_{k=-\infty}^{\infty} \max \left\{ \mu_0 \left(A_k \right) - \mu_1 \left(A_k^D \right), 0 \right\}.$$

This can be intuitively understood by comparing Figure A.3(a) to Figure A.3(b), where the sum of the lower bound on each triangle is equal to $\sum_{k=-\infty}^{\infty} \max \left\{ \mu_0 \left(A_k \right) - \mu_1 \left(A_k^D \right), 0 \right\}$ and $\sum_{k=-\infty}^{\infty} \max \left\{ \mu_0 \left(\tilde{A}_k \right) - \mu_1 \left(\tilde{A}_k^D \right), 0 \right\}$, respectively. Therefore, it is innocuous to assume $a_{k+1} \leq a_k + \delta$ at the optimum.

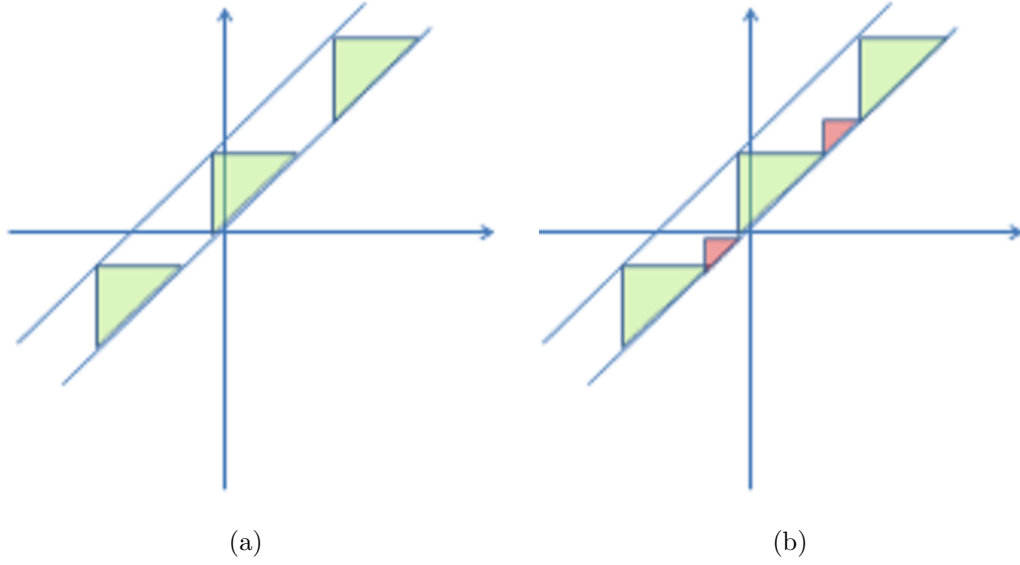


Figure A.3: $a_{k+1} - a_k \leq \delta$ at the optimum

Part 2. The upper bound

First, I introduce the following lemma, which is useful for deriving the upper bound under MTR.

Lemma A.2 (i) Let $f : \mathbb{R} \rightarrow \mathbb{R}$ be a continuous function. Suppose that for any $x \in \mathbb{R}$, there exists $\varepsilon_x > 0$ s.t. $f(t_0) \leq f(t_1)$ whenever $x \leq t_0 < t_1 < x + \varepsilon_x$. Then f is a nondecreasing function in \mathbb{R} . (ii) If there exists $\varepsilon_x > 0$ for any $x \in \mathbb{R}$ s.t. $f(t_0) \geq f(t_1)$ whenever $x - \varepsilon_x \leq t_0 < t_1 < x$, then f is a nonincreasing function in \mathbb{R} .

Proof of Lemma A.2 Since the proof of (ii) is very similar to the proof of (i), I provide only the proof for (i). Suppose not. There exist a and b in \mathbb{R} with $a < b$ s.t. $f(a) > f(b)$. Define $V = \{x \in [a, b]; f(a) > f(x)\}$. Since V is a nonempty set with $b \in V$ and bounded below by a , V has an infimum $x_0 \in [a, b]$. Since f is continuous, $f(x_0) = f(a)$. Note that $a \leq x_0 < b$. Pick $\varepsilon_{x_0} > 0$ satisfying $f(t_0) \leq f(t_1)$ whenever $x_0 \leq t_0 < t_1 < x_0 + \varepsilon_{x_0}$. Since x_0 is an infimum of the set V , there exists $t \in (x_0, x_0 + \varepsilon_{x_0})$ s.t. $f(x_0) > f(t)$. This is a contradiction. Thus, for any $a < b$, $f(a) \leq f(b)$. ■

I prove that in the dual representation

$$\begin{aligned}
 & \inf_{F \in \Pi(F_0, F_1)} \int \{\mathbf{1}\{y_1 - y_0 > \delta\} + \lambda(\mathbf{1}\{y_1 < y_0\})\} d\pi \\
 &= \sup_{(\varphi, \psi) \in \Phi_c} \int \varphi(y_0) d\mu_0 + \int \psi(y_1) d\mu_1,
 \end{aligned}$$

the function φ is nonincreasing. Note that under $\Pr(Y_1 = Y_0) = 0$, $\Pr(Y_1 \geq Y_0) = \Pr(Y_1 > Y_0) = 1$, and

recall that

$$\varphi(y_0) = \inf_{y_1 \geq y_0} \{ \mathbf{1} \{y_1 - y_0 > \delta\} - \psi(y_1) \}.$$

Pick any (y'_0, y'_1) with $y'_1 > y'_0$ in the optimal support of the joint distribution. For any h s.t. $0 < h < y'_1 - y'_0$,

$$\begin{aligned} \varphi(y'_0 + h) &= \inf_{y_1 > y'_0 + h} \{ \mathbf{1} \{y_1 - (y'_0 + h) > \delta\} - \psi(y_1) \} \\ &\leq \mathbf{1} \{y'_1 - (y'_0 + h) > \delta\} - \psi(y'_1) \\ &\leq \mathbf{1} \{y'_1 - y'_0 > \delta\} - \psi(y'_1) \\ &= \varphi(y'_0), \end{aligned} \tag{A.13}$$

The inequality in the second line of (A.13) is satisfied because $y'_1 > (y'_0 + h)$, and the inequality in the third line of (A.13) holds since $\mathbf{1} \{y_1 - y_0 > \delta\}$ is nonincreasing in y_0 . By Lemma A.2, φ is nonincreasing on \mathbb{R} .

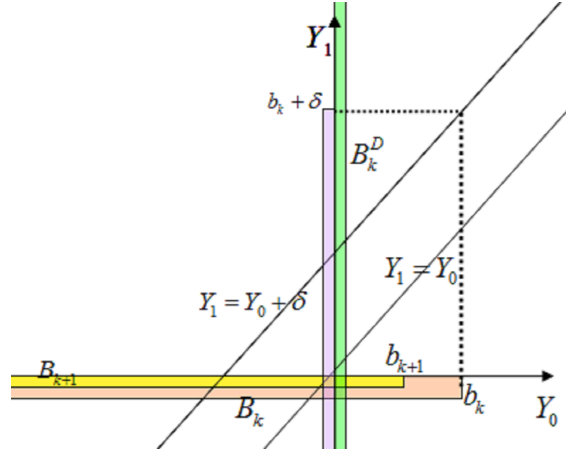


Figure A.4: B_k^D for $B_k = (-\infty, b_k)$ and $B_{k+1} = (-\infty, b_{k+1})$

Now, $B_k = \{y \in \mathbb{R}; \varphi > s + k\} = (-\infty, b_k)$ for each integer k , some $s \in (0, 1]$ and $b_k \in [-\infty, \infty]$, in which $B_k = \emptyset$ for $b_k = -\infty$. By Theorem 1, for each integer k , $b_{k+1} \leq b_k$ and for $\delta > 0$,

$$B_k^D = \{y_1 \in \mathbb{R}; \exists y_0 < b_k \text{ s.t. } 0 \leq y_1 - y_0 < \delta\} \cup \{y_1 \in \mathbb{R}; \exists y_0 < b_{k+1} \text{ s.t. } y_1 - y_0 \geq \delta\}.$$

If $b_k = -\infty$, then $b_{k+1} = -\infty$ and so $B_k^D = \emptyset$. For $b_k > -\infty$, B_k^D depends on the value of b_{k+1} as follows:

$$B_k^D = \begin{cases} \mathbb{R}, & \text{if } b_{k+1} > -\infty, \\ (-\infty, b_k + \delta), & \text{if } b_{k+1} = -\infty. \end{cases}$$

Pick any integer k . If $b_k = -\infty$, then

$$\max \{ \mu_0 (B_k) - \mu_1 (B_k^D), 0 \} = 0.$$

If $b_k > b_{k+1} > -\infty$, then also

$$\max \{ \mu_0 (B_k) - \mu_1 (B_k^D), 0 \} = 0.$$

If $b_k > b_{k+1} = -\infty$, then

$$\begin{aligned} & \max \{ \mu_0 (B_k) - \mu_1 (B_k^D), 0 \} \\ &= \max \{ F_0 (b_k) - F_1 (b_k + \delta), 0 \}. \end{aligned}$$

Consequently, by Theorem 1, the sharp upper bound under MTR can be written as

$$\begin{aligned} F_{\Delta}^U (\delta) &= 1 - \sup_{\{B_k\}_{k=-\infty}^{\infty}} \sum_{k=-\infty}^{\infty} \max \{ \mu_0 (B_k) - \mu_1 (B_k^D), 0 \} \\ &= 1 - \sup_{b_k} \max \{ F_0 (b_k) - F_1 (b_k + \delta), 0 \} \\ &= 1 + \inf_y \max \{ F_1 (y) - F_0 (y - \delta), 0 \}. \end{aligned}$$

■

Proof of Corollary 2

Since monotonicity of φ can be shown very similarly as in the proof of Corollary 1, I do not provide the proof. As given in Corollary 2, the sharp lower bound under concave treatment response is identical to the sharp lower bound under MTR and the proof is also the same. The sharp upper bound under convex treatment response is equal to the Makarov upper bound by the same token as the upper bound under MTR. Thus, I do not provide their proofs. Also, since the sharp lower bound under convex treatment response is derived very similarly to the sharp upper bound under concave treatment response, I provide a proof only for the sharp upper bound under concave treatment response.

Consider a concave treatment response restriction $\Pr \left\{ \frac{Y_0 - w}{t_0 - t_W} \geq \frac{Y_1 - Y_0}{t_1 - t_0}, Y_1 \geq Y_0 \geq w \right\} = 1$ for any w in the support of W and $(t_1, t_0, t_W) \in \mathbb{R}^3$ s.t. $t_W < t_0 < t_1$. The support satisfying $\left\{ \frac{Y_0 - w}{t_0 - t_W} \geq \frac{Y_1 - Y_0}{t_1 - t_0}, Y_1 \geq Y_0 \geq w \right\}$ corresponds to the intersection of the regions below the straight line $Y_1 = \frac{t_1 - t_W}{t_0 - t_W} Y_0 - \frac{t_1 - t_0}{t_0 - t_W} w$ and above the straight line $Y_1 = Y_0$ as shown in Figure A.5. Note that $\frac{t_1 - t_W}{t_0 - t_W} > 1$ and the two straight lines intersect at (w, w) .

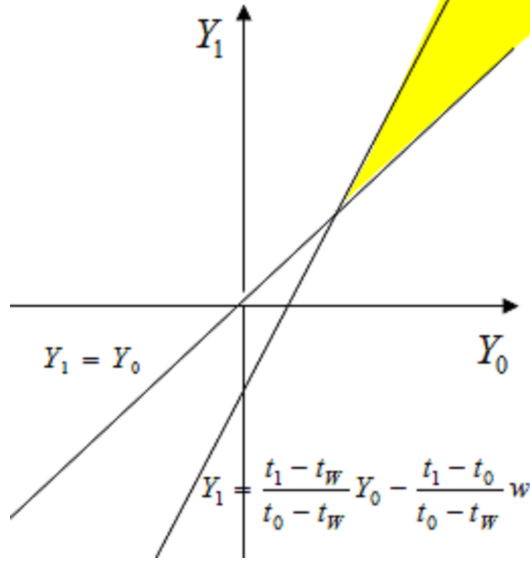


Figure A.5: Support under concave treatment response

The function φ can be readily shown to be nonincreasing. Thus, at the optimum $B_k = (-\infty, b_k)$ with $b_{k+1} \leq b_k$ and $b_k \in [-\infty, \infty]$ for every integer k . By Theorem 1, for $\delta > 0$, B_k^D is written as

$$B_k^D = \{y_1 \in \mathbb{R} | \exists y_0 < b_k \text{ s.t. } 0 \leq y_1 - y_0 < \delta \text{ and } (t_0 - t_W) y_1 - (t_1 - t_W) y_0 \leq -(t_1 - t_0) w\} \\ \cup \{y_1 \in \mathbb{R} | \exists y_0 < b_{k+1} \text{ s.t. } y_1 - y_0 \geq \delta \text{ and } (t_0 - t_W) y_1 - (t_1 - t_W) y_0 \leq -(t_1 - t_0) w\} .$$

Note that $Y_1 = Y_0 + \delta$ and $Y_1 = \frac{t_1 - t_W}{t_0 - t_W} Y_0 - \frac{t_1 - t_0}{t_0 - t_W} w$ intersect at $(\frac{t_0 - t_W}{t_1 - t_0} \delta + y_{-1}, \frac{t_1 - t_W}{t_1 - t_0} \delta + w)$. I consider the following three cases: a) $b_{k+1} \leq b_k \leq \frac{t_0 - t_W}{t_1 - t_0} \delta + w$, b) $b_{k+1} \leq \frac{t_0 - t_W}{t_1 - t_0} \delta + w \leq b_k$, and c) $\frac{t_0 - t_W}{t_1 - t_0} \delta + w \leq b_{k+1} \leq b_k$.

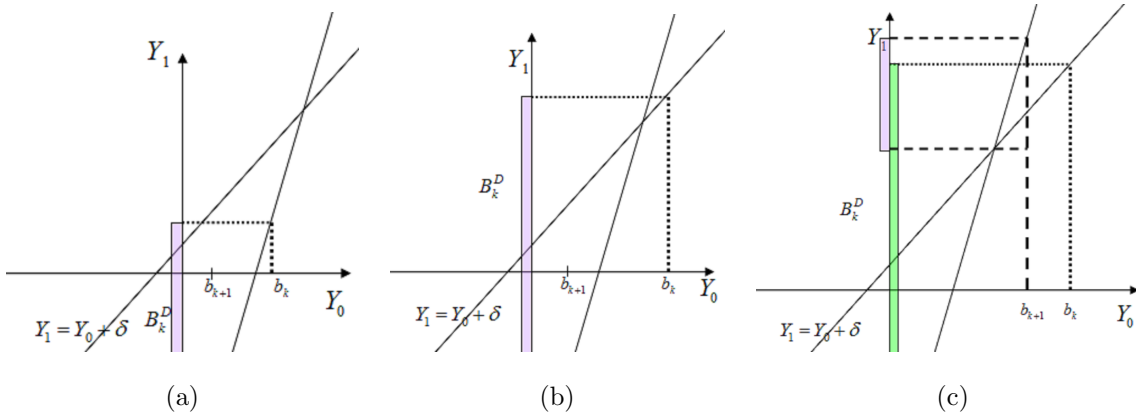


Figure. A.6: B_k^D for $B_k = (-\infty, b_k)$ and $B_{k+1} = (-\infty, b_{k+1})$

Case a) $b_{k+1} \leq b_k \leq \frac{t_0 - t_W}{t_1 - t_0} \delta + w$

If $b_{k+1} \leq b_k \leq \frac{t_0 - t_W}{t_1 - t_0} \delta + w$, as illustrated in Figure A.5(a), for any $y_0 < b_{k+1} \leq \frac{t_0 - t_W}{t_1 - t_0} \delta + w$, there exists

no $y_1 \in \mathbb{R}$ s.t. $y_1 - y_0 \geq \delta$ and $(t_0 - t_W) y_1 - (t_1 - t_W) y_0 \leq -(t_1 - t_0) w$. Thus, for each integer k ,

$$\begin{aligned} B_k^D &= \left(-\infty, \frac{t_1 - t_W}{t_0 - t_W} b_k - \frac{t_1 - t_0}{t_0 - t_W} w \right) \cup \phi \\ &= \left(-\infty, \frac{t_1 - t_W}{t_0 - t_W} b_k - \frac{t_1 - t_0}{t_0 - t_W} w \right). \end{aligned}$$

Let $\mu_{0,W}(\cdot|w)$ and $\mu_{1,W}(\cdot|w)$ denote conditional distributions of Y_0 and Y_1 given $W = w$, while $F_{0,W}(\cdot|w)$ and $F_{1,W}(\cdot|w)$ denote conditional distribution functions of Y_0 and Y_1 given $W = w$. Since $\Pr \left\{ \frac{Y_0 - w}{t_0 - t_W} \geq \frac{Y_1 - Y_0}{t_1 - t_0} \right\} = 1$, which is equivalent to $\Pr \left\{ Y_0 \geq \frac{t_0 - t_W}{t_1 - t_W} Y_1 + \frac{t_1 - t_0}{t_1 - t_W} w \right\} = 1$, implies

$$F_{0,W}(y|w) \leq F_{1,W} \left(\frac{t_1 - t_W}{t_0 - t_W} y - \frac{t_1 - t_0}{t_0 - t_W} w | w \right),$$

for each integer k ,

$$\begin{aligned} &\mu_{0,W}(B_k|w) - \mu_{1,W}(B_k^D|w) \\ &= F_{0,W}(b_k|w) - F_{1,W} \left(\frac{t_1 - t_W}{t_0 - t_W} b_k - \frac{t_1 - t_0}{t_0 - t_W} w | w \right) \\ &\leq 0. \end{aligned}$$

Case b) $b_{k+1} \leq \frac{t_0 - t_W}{t_1 - t_0} \delta + w \leq b_k$

If $b_{k+1} \leq \frac{t_0 - t_W}{t_1 - t_0} \delta + w \leq b_k$, similar to Case a, there exists no $y_1 \in \mathbb{R}$ s.t. $y_1 - y_0 \geq \delta$ and $(t_0 - t_W) y_1 - (t_1 - t_W) y_0 \leq -(t_1 - t_0) w$. Thus, for the same reason as in Case a,

$$B_k^D = \left(-\infty, \frac{t_1 - t_W}{t_0 - t_W} b_k - \frac{t_1 - t_0}{t_0 - t_W} w \right),$$

and for every integer k ,

$$\mu_{0,W}(B_k|w) - \mu_{1,W}(B_k^D|w) \leq 0.$$

Case c) $\frac{t_0 - t_W}{t_1 - t_0} \delta + w \leq b_{k+1} \leq b_k$

If $\frac{t_0 - t_W}{t_1 - t_0} \delta + w \leq b_{k+1} \leq b_k$, then as illustrated in Figure A.6(c),

$$\begin{aligned} B_k^D &= (-\infty, b_k + \delta) \cup \left(-\infty, \frac{t_1 - t_W}{t_0 - t_W} b_{k+1} - \frac{t_1 - t_0}{t_0 - t_W} w \right) \\ &= \left(-\infty, \max \left\{ b_k + \delta, \frac{t_1 - t_W}{t_0 - t_W} b_{k+1} - \frac{t_1 - t_0}{t_0 - t_W} w \right\} \right). \end{aligned}$$

From Case a, b and c, it is innocuous to assume $\frac{t_0 - t_W}{t_1 - t_0} \delta + w \leq b_{k+1} \leq b_k$ for each integer k .

Furthermore, I show that it is innocuous to assume that $b_k + \delta \leq \frac{t_1 - t_W}{t_0 - t_W} b_{k+1} - \frac{t_1 - t_0}{t_0 - t_W} w$ at the optimum.

If there exists an integer k s.t.

$$b_k + \delta > \frac{t_1 - t_W}{t_0 - t_W} b_{k+1} - \frac{t_1 - t_0}{t_0 - t_W} w$$

one can always construct $\{\tilde{B}_k\}_{k=-\infty}^{\infty}$ satisfying

$$\sum_{k=-\infty}^{\infty} \max \{ \mu_{0,W}(B_k|w) - \mu_{1,W}(B_k^D|w), 0 \} \leq \sum_{k=-\infty}^{\infty} \max \{ \mu_{0,W}(\tilde{B}_k|w) - \mu_{1,W}(\tilde{B}_k^D|w), 0 \}, \quad (\text{A.14})$$

by defining $\tilde{B}_k = (-\infty, \tilde{b}_k)$ as follows:

$$\begin{aligned} \tilde{b}_j &= b_j \text{ for } j \leq k, \\ \tilde{b}_{k+1} &= \frac{t_0 - t_W}{t_1 - t_W} (b_k + \delta) + \frac{t_1 - t_0}{t_1 - t_W} w, \\ \tilde{b}_{j+1} &= b_j \text{ for } j \geq k + 1. \end{aligned}$$

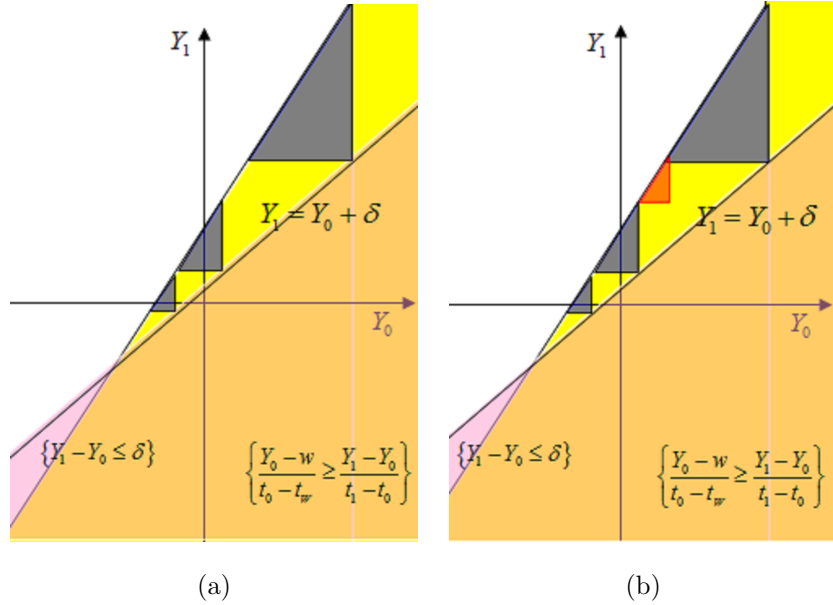


Figure. A.7: $\sum_{k=-\infty}^{\infty} \max \{ \mu_{0,W}(B_k|w) - \mu_{1,W}(B_k^D|w), 0 \} \leq \sum_{k=-\infty}^{\infty} \max \{ \mu_{0,W}(\tilde{B}_k|w) - \mu_{1,W}(\tilde{B}_k^D|w), 0 \}$

The inequality in (A.14) is illustrated in Figure A.7, which describes

$$\begin{aligned} & \sum_{k=-\infty}^{\infty} \max \{ \mu_{0,W}(B_k|w) - \mu_{1,W}(B_k^D|w), 0 \}, \\ & \sum_{k=-\infty}^{\infty} \max \{ \mu_{0,W}(\tilde{B}_k|w) - \mu_{1,W}(\tilde{B}_k^D|w), 0 \} \end{aligned}$$

in (a) and (b), respectively. Therefore, from consideration of Case a, b and c,

$$\begin{aligned} & \sup_{\{B_k\}_{k=-\infty}^{\infty}} \sum_{k=-\infty}^{\infty} \max \{ \mu_{0,W}(B_k|w) - \mu_{1,W}(B_k^D|w), 0 \} \\ &= \sup_{\{b_k\}_{k=-\infty}^{\infty}} \sum_{k=-\infty}^{\infty} \max \left\{ F_{0,W}(b_k|w) - F_{1,W} \left(\frac{t_1 - t_W}{t_0 - t_W} b_{k+1} - \frac{t_1 - t_0}{t_0 - t_W} w | w \right), 0 \right\} \end{aligned}$$

where $\frac{t_0 - t_W}{t_1 - t_0} \delta + w \leq b_{k+1} \leq b_k$. Consequently, the sharp upper bound is written as follows: letting $F_{\Delta,W}^U(\delta|w)$ be the sharp upper bound on $\Pr(Y_1 - Y_0 \leq \delta | W = w)$,

$$\begin{aligned} & F_{\Delta}^U(\delta) \\ &= \int F_{\Delta,W}^U(\delta|w) dF_W(w) \\ &= \int \left\{ 1 - \sup_{\{B_k\}_{k=-\infty}^{\infty}} \sum_{k=-\infty}^{\infty} \max \{ \mu_{0,W}(B_k|w) - \mu_{1,W}(B_k^D|w), 0 \} \right\} dF_W \\ &= 1 + \int \inf_{\{b_k\}_{k=-\infty}^{\infty}} \sum_{k=-\infty}^{\infty} \min \left\{ F_{1,W} \left(\frac{t_1 - t_W}{t_0 - t_W} b_{k+1} - \frac{t_1 - t_0}{t_0 - t_W} w | w \right) - F_{0,W}(b_k|w), 0 \right\} dF_W \end{aligned}$$

where $\frac{t_0 - t_W}{t_1 - t_0} \delta + w \leq b_{k+1} \leq b_k$. ■

Appendix B

Appendix B presents the procedure used to compute the sharp lower bound under MTR in Section 4 and Section 5. The following lemma is useful for reducing computational costs:

Lemma B.1 Let

$$\begin{aligned} & \{a_k\}_{k=-\infty}^{\infty} \in \arg \max_{\{a_k\}_{k=-\infty}^{\infty} \in \mathcal{A}_{\delta}} \sum_{k=-\infty}^{\infty} \max \{ F_1(a_{k+1}) - F_0(a_k), 0 \}, \\ & \text{where } \mathcal{A}_{\delta} = \{ \{a_k\}_{k=-\infty}^{\infty}; 0 \leq a_{k+1} - a_k \leq \delta \text{ for each integer } k \}. \end{aligned}$$

It is innocuous to assume that $\{a_k\}_{k=-\infty}^{\infty}$ satisfies $a_{k+2} - a_k > \delta$ for each integer k .

Proof. I will show that for any sequence $\{a_k\}_{k=-\infty}^{\infty} \in \mathcal{A}_{\delta}$ satisfying $a_{k+2} - a_k \leq \delta$ for some integer k , one can construct $\{\tilde{a}_k\}_{k=-\infty}^{\infty} \in \mathcal{A}_{\delta}$ with $\tilde{a}_{k+2} - \tilde{a}_k > \delta$ for each integer k and

$$\sum_{k=-\infty}^{\infty} \max \{ F_1(a_{k+1}) - F_0(a_k), 0 \} \leq \sum_{k=-\infty}^{\infty} \max \{ F_1(\tilde{a}_{k+1}) - F_1(\tilde{a}_k), 0 \}.$$

Suppose that there exists an integer l s.t. $a_{l+2} - a_l \leq \delta$. Let

$$\begin{aligned}\tilde{a}_k &= a_k \text{ for } k \leq l, \\ \tilde{a}_k &= a_{k+1} \text{ for } k \geq l+1.\end{aligned}$$

Then

$$\begin{aligned}& \sum_{k=-\infty}^{\infty} \max \{F_1(a_{k+1}) - F_0(a_k), 0\} \\ &= \sum_{k=-\infty}^{l-1} \max \{F_1(a_{k+1}) - F_0(a_k), 0\} + \max \{F_1(a_{l+1}) - F_0(a_l), 0\} \\ &+ \max \{F_1(a_{l+2}) - F_0(a_{l+1}), 0\} + \sum_{k=l+2}^{\infty} \max \{F_1(a_{k+1}) - F_0(a_k), 0\} \\ &\leq \sum_{k=-\infty}^{l-1} \max \{F_1(a_{k+1}) - F_0(a_k), 0\} + \max \{F_1(a_{l+2}) - F_0(a_l), 0\} \\ &+ \sum_{k=l+2}^{\infty} \max \{F_1(a_{k+1}) - F_0(a_k), 0\} \\ &= \sum_{k=-\infty}^{\infty} \max \{F_1(\tilde{a}_{k+1}) - F_0(\tilde{a}_k), 0\}.\end{aligned}$$

The inequality in the fourth line holds because MTR implies stochastic dominance of Y_1 over Y_0 . This is illustrated in Figure A.3(a) and (b), where the sum of the lower bound on each triangle is equal to

$$\sum_{k=-\infty}^{\infty} \max \{F_1(a_{k+1}) - F_0(a_k), 0\} \text{ and } \sum_{k=-\infty}^{\infty} \max \{F_1(\tilde{a}_{k+1}) - F_0(\tilde{a}_k), 0\}, \text{ respectively.}$$

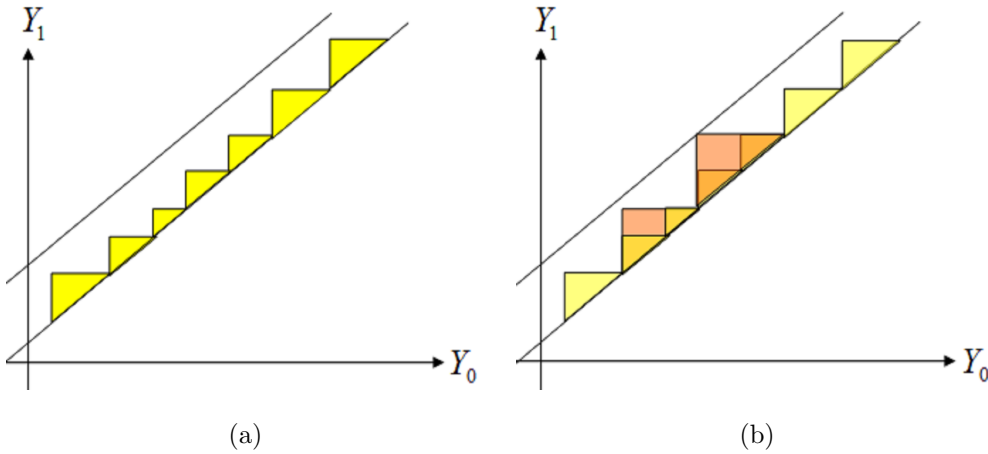


Figure B.1: $a_{k+2} - a_k > \delta$ at the optimum

Therefore, it is innocuous to assume $a_{k+2} - a_k > \delta$ for every integer k at the optimum. ■

Now I present the constrained optimization procedure to compute the sharp lower bound under MTR. I pay particular attention to the special case where $a_{k+1} - a_k = \delta$ for each integer k at the optimum. In this case, the lower bound reduces to

$$\sup_{0 \leq y \leq \delta} \sum_{k=-\infty}^{\infty} \max(F_1(y + (k+1)\delta) - F_0(y + k\delta), 0), \quad (\text{B.1})$$

and computation of (B.1) poses a simple one-dimensional optimization problem.

Let

$$V(\delta) = \sup_{0 \leq y \leq \delta} \sum_{k=-\infty}^{\infty} \max(F_1(y + (k+1)\delta) - F_0(y + k\delta), 0),$$

and

$$V_K(\delta) = \max_{y \in \{y^* + k\delta\}_{k=-\infty}^{\infty}} \sum_{k=-K}^K \max(F_1(y + (k+1)\delta) - F_0(y + k\delta), 0),$$

where $y^* \in \arg \max_{0 \leq y \leq \delta} \sum_{k=-\infty}^{\infty} \max(F_1(y + (k+1)\delta) - F_0(y + k\delta), 0)$ and K is a nonnegative integer.

Step 1. Compute $V(\delta)$.

Step 2. To further reduce computational costs, set K to be a nonnegative integer satisfying $|V(\delta) - V_K(\delta)| < \varepsilon$ for small $\varepsilon > 0$.²⁴

Step 3. For $J = K$, solve the following optimization problem:

$$\sup_{\{a_k\}_{k=-J}^J \in \mathcal{S}_\delta^{J,K}(\hat{y})} \sum_{k=-J}^J \max\{F_1(a_{k+1}) - F_0(a_k), 0\}, \quad (\text{B.2})$$

where

$$\mathcal{S}_\delta^{J,K}(y) = \left\{ \begin{array}{l} \{a_k\}_{k=-J}^J; a_J \leq y + K\delta, a_{-J} \geq y - K\delta, 0 \leq a_{k+1} - a_k \leq \delta, \\ \delta < a_{k+2} - a_k \text{ for each integer } k \end{array} \right\},$$

$$\hat{y} = \arg \max_{y \in \{y^* + k\delta\}_{k=-\infty}^{\infty}} \sum_{k=-K}^K \max(F_1(y + (k+1)\delta) - F_0(y + k\delta), 0).$$

Step 4. Repeat Step 3 for $J = K + 1, \dots, 2K$.²⁵

It is not straightforward to solve the problem (B.2) numerically in Step 3; the function $\max\{x, 0\}$ is non-differentiable. Furthermore in practice, marginal distribution functions are often estimated in a complicated

²⁴I put $\varepsilon = 10^{-5}$ for the implementation in Section 4 and Section 5.

²⁵By Lemma B.1, I considered $J = K, K + 1, \dots, 2K$ for the sequence $\{a_k\}_{k=-J}^J$ and compared the values of local maxima achieved by $\{a_k\}_{k=-J}^J$ with $V_K(\delta)$

form to compute their Jacobian and Hessian. To overcome this problem, I approximate the nondifferentiable function $\max\{x, 0\}$ with a smooth function $\frac{x}{1+\exp(-x/h)}$ for small $h > 0$ and marginal distribution functions with finite normal mixtures $\sum_i a_i \Phi\left(\frac{x-\mu_i}{\sigma_i}\right)$, which makes it substantially simple to evaluate the Jacobian and Hessian of the objective function at any point.²⁶

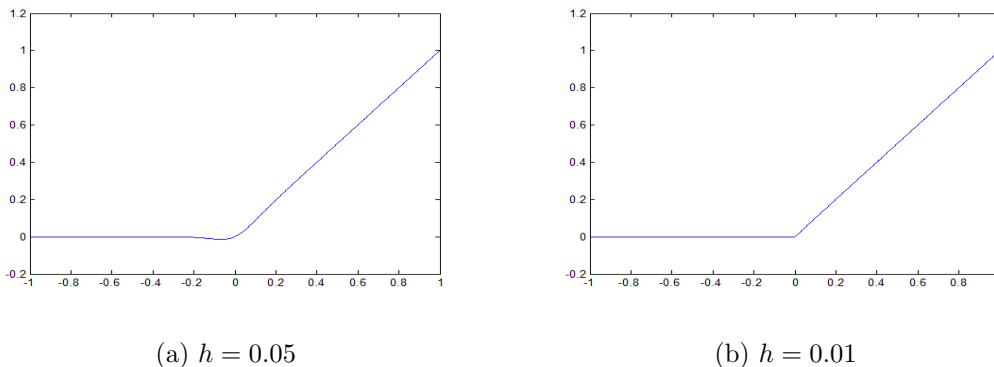


Figure B.2: Approximation of $\max\{x, 0\}$ and $\frac{x}{1+\exp(-x/h)}$

I used Knitro to solve the optimization problem using the smoothed functions. Knitro is a constrained nonlinear optimization software.²⁷ In optimization, I considered the constraints that $0 \leq a_{k+1} - a_k \leq \delta$ and $\delta < a_{k+2} - a_k$ for each integer k , and I fed the Jacobian and the Hessian of the Lagrangian into Knitro. Since the objective function in the optimization is not convex, it is likely to have multiple local maxima. I randomly generated initial values 90-200 times using the "multistart" feature in Knitro.

The numerical optimization results substantially depend on the initial values, which is the evidence of multiple local maxima and surprisingly, the values of the objective function at all these local maxima were lower than $V_K(\delta)$ in both Section 4 and Section 5. Based on the numerical evidence, it appears that the global maximum for both Section 4 and Section 5 is achieved or well approximated when $a_{k+1} - a_k = \delta$ for each integer k . It remains to show under which conditions on the joint distribution or marginal distributions the sharp lower bound is indeed achieved when $a_{k+1} - a_k = \delta$ for each integer k .

²⁶I used the Kolmogorov-Smirnov test to determine the number of components in the mixture model. I increased the order of the mixture model from one until the test does not reject the null that the two distribution functions are identical. In the numerical example, I used one to three components for 9 different pairs of (k_1, k_2) considered in Section 4 and I used three for the empirical application. For each mixture model that I used to approximate the marginal distributions, the null hypothesis that two distribution functions are identical was not rejected with $p\text{value} > 0.99$.

²⁷Recently Knitro has been often used to solve large-dimensional constrained optimization problems in the literature including Conlon (2012), Dubé et al. (2012) and Galichon and Salanié (2012). See Byrd et al. (2006) for details.

Appendix C

Appendix C reports the empirical results which are not documented in Section 5. I report the regression tables for the estimation results for the equations (15), (16) and (17).

Table C.1: Probit estimation of the first stage regression

Dependent Variable: nonsmoking indicator D			
Tax increase in 1st trimester	0.0331	Age 41+	0.0424
	(0.0013)		(0.0080)
Married	0.1270	High school grad	0.0602
	(0.0019)		(0.0021)
Hispanic	0.1214	Some college	0.1361
	(0.0027)		(0.0024)
Black	0.1551	College grad.	0.2571
	(0.0026)		(0.0029)
Age 2125	-0.0483	Post grad.	0.2870
	(0.0025)		(0.0035)
Age 2630	-0.3484	Adequate care	0.0375
	(0.0027)		(0.0039)
Age 3135	-0.0174	Intermediate care	0.0188
	(0.0030)		(0.0041)
Age 3640	0.0078		
	(0.0037)		

Note: The table reports the change in the probit response function due to a change in the indicator variable, with the rest of the covariates evaluated at the mean. The specification also includes indicators for birth orders, weight gains and medical risk factors. Robust standard errors are reported in parentheses.

Table C.2: Series estimation of the second stage regression

Dependent Variable: birth weight (grams)					
\hat{p}	1106.07 (168.72)	$\hat{p} \times$ intermediate care	-289.97 (135.93)	Married	46.77 (6.55)
\hat{p}^2	-647.97 (128.59)	$\hat{p}^2 \times$ Hispanic	295.44 (104.16)	Hispanic	-135.88 (50.80)
$\hat{p} \times$ Hispanic	-209.42 (145.39)	$\hat{p}^2 \times$ black	253.63 (84.89)	Black	-294.97 (40.84)
$\hat{p} \times$ black	-58.92 (117.00)	$\hat{p}^2 \times$ age 2125	206.27 (76.73)	Age 2125	39.82 (32.52)
$\hat{p} \times$ age 2125	-179.04 (100.02)	$\hat{p}^2 \times$ age 2630	280.49 (77.35)	Age 2630	25.60 (32.72)
$\hat{p} \times$ age 2630	-217.70 (100.81)	$\hat{p}^2 \times$ age 3135	389.70 (82.29)	Age 3135	31.38 (34.66)
$\hat{p} \times$ age 3135	-327.82 (107.27)	$\hat{p}^2 \times$ age 3640	311.94 (108.41)	Age 3640	-11.43 (46.52)
$\hat{p} \times$ age 3640	-230.64 (144.42)	$\hat{p}^2 \times$ age 41+	-18.82 (265.15)	Age 41+	-139.83 (119.87)
$\hat{p} \times$ age 41+	198.31 (366.20)	$\hat{p}^2 \times$ high school grad.	-155.27 (64.56)	High school grad.	45.12 (24.77)
$\hat{p} \times$ high school grad.	81.92 (79.87)	$\hat{p}^2 \times$ some college	-197.64 (81.64)	Some college	90.66 (30.41)
$\hat{p} \times$ some college	82.72 (99.82)	$\hat{p}^2 \times$ college grad.	-16.43 (177.45)	College grad.	198.00 (68.02)
$\hat{p} \times$ college grad.	-174.91 (233.59)	$\hat{p}^2 \times$ post grad.	-410.44 (265.75)	Post grad.	0.74 (118.50)
$\hat{p} \times$ post grad.	392.50 (373.54)	$\hat{p}^2 \times$ adequate care	357.39 (105.89)	Adequate care	237.31 (37.10)
$\hat{p} \times$ adequate care	-520.47 (127.37)	$\hat{p}^2 \times$ intermediate care	198.06 (112.30)	Intermediate care	123.90 (39.95)

Note :The table reports the second stage regression estimates for the effect of smoking cessation on infant birth weight. \hat{p} denotes the propensity score estimate in the first stage probit regression. The specification also includes indicators for birth orders, weight

gains and medical risk factors. Robust standard errors are reported in parentheses.

Table C.3: Quantile regression

	Quantile				
	.15	.25	.50	.75	.85
D (nonsmoking)	444.87 (3.32)	462.54 (2.76)	673.80 (2.87)	259.75 (2.77)	365.19 (3.29)
D*Hispanic	-72.78 (0.17)	-195.84 (0.35)	-502.80 (0.25)	-357.08 (0.56)	-416.70 (0.29)
D*black	259.65 (0.64)	474.71 (0.25)	46.40 (0.53)	-244.92 (2.14)	-256.61 (0.34)
D*high school grad	158.91 (0.24)	317.26 (0.17)	203.20 (0.30)	34.25 (0.24)	36.17 (0.38)
D*some college	208.87 (0.45)	365.21 (0.35)	347.40 (0.52)	149.00 (0.38)	85.70 (0.46)
D*college graduate	-34.09 (0.82)	87.05 (0.78)	305.20 (0.83)	542.25 (0.93)	324.17 (1.56)
D*post graduate	97.57 (2.40)	233.63 (1.32)	260.60 (1.16)	29.1667 (1.08)	-209.25 (2.14)
D*age 2125	276.78 (0.24)	65.91 (0.24)	296.00 (0.32)	22.25 (0.31)	107.33 (0.39)
D*age 2630	-71.96 (0.40)	-224.44 (0.32)	-332.20 (0.47)	-205.25 (0.32)	-199.94 (0.39)
D*age 3135	-35.91 (0.58)	-320.73 (0.62)	-325.40 (0.64)	-304.25 (0.52)	39.17 (0.77)
D*age 3640	16.78 (0.19)	-9.80 (0.22)	245.00 (0.16)	293.58 (0.17)	661.41 (0.24)
D*age 41+	411.30 (1.15)	-238.42 (2.99)	-403.80 (1.56)	22.08 (4.52)	-117.84 (0.64)
Married	109.26 (0.10)	44.59 (0.09)	40.54 (0.07)	-34.00 (0.10)	-255.35 (0.10)
High school grad.	160.78 (0.31)	140.34 (0.30)	53.97 (0.21)	-28.00 (0.30)	-118.73 (0.30)

Table C.3 - continued from previous page

	Quantile				
	.15	.25	.50	.75	.85
Some college	326.38 (0.64)	196.12 (0.48)	134.85 (0.31)	81.00 (0.69)	37.58 (0.59)
College graduate	412.73 (1.13)	228.74 (1.26)	303.27 (1.06)	-25.00 (1.18)	301.14 (1.75)
Post graduate	400.21 (1.33)	329.48 (0.96)	169.92 (1.47)	-113.00 (1.50)	161.44 (1.89)
Hispanic	9.68 (0.40)	36.67 (0.36)	-131.40 (0.33)	-98.00 (0.43)	-59.02 (0.41)
Black	-198.94 (1.25)	-242.27 (0.30)	-362.94 (0.58)	-316.00 (0.32)	-201.26 (0.38)
Age 2125	-152.78 (.33)	-4.30 (0.32)	-71.33 (0.26)	173.00 (0.35)	140.92 (0.31)
Age 2630	-386.94 (0.55)	-100.38 (0.49)	-65.79 (0.31)	173.00 (0.64)	194.59 (1.13)
Age 3135	-419.94 (0.83)	-158.99 (0.74)	-348.74 (0.56)	122.00 (0.86)	132.61 (0.63)
Age 3640	-326.36 (1.12)	-295.01 (0.51)	-238.45 (0.26)	-51.00 (0.68)	322.54 (0.53)
Age 41+	-464.89 (1.37)	-184.90 (4.96)	-60.71 (2.76)	77.00 (0.99)	183.04 (0.91)
Adequate care	-63.38 (0.61)	193.99 (0.63)	-19.37 (0.59)	240.00 (0.47)	253.58 (0.36)
Intermediate care	-188.28 (0.70)	12.91 (0.70)	-82.46 (0.60)	-1.00 (.53)	90.96 (0.44)

Note: The table reports quantile regression estimates for the effect of smoking on the quantiles of infant birth weight for compliers. The tax increase is used as an instrument for smoking. The specification also includes indicators for birth orders, weight gains and medical risk factors. Robust standard errors are reported in parentheses.