

# Executable Behaviour and the $\pi$ -Calculus

Bas Luttik<sup>1,2</sup> and Fei Yang<sup>1</sup>

<sup>1</sup> Department of Mathematics and Computer Science, Eindhoven University of Technology,  
The Netherlands

<sup>2</sup> Department of Computer Science, VU University Amsterdam, The Netherlands

**Abstract.** Reactive Turing machines extend Turing machines with a facility to model observable interactive behaviour. A behaviour is called executable if, and only if, it is behaviourally equivalent to the behaviour of a reactive Turing machine. In this paper, we study the relationship between executable behaviour and behaviour that can be defined in the  $\pi$ -calculus. We establish that executable behaviour is definable in the  $\pi$ -calculus up to a fine notion of behavioural equivalence that preserves all moments of choice and divergence. Moreover, we exhibit behaviour definable in the  $\pi$ -calculus that is not executable up to divergence-preserving behavioural equivalence. We do, however, obtain that every behaviour definable in the  $\pi$ -calculus is executable up to a divergence-insensitive notion of behavioural equivalence.

**Keywords:** reactive Turing machine,  $\pi$ -calculus, labelled transition system, branching bisimilarity

## 1 Introductions

In the theoretical boundaries of computation, the Turing machine [16] is generally regarded as the notion which captures what is algorithmically computable by machines. In the classic setting of sequential computation, Church-Turing thesis is believed to be the basis for the theory of computability. Computable tasks can be defined by recursive functions, specified by  $\lambda$ -calculus, and implemented by Turing machines. According to the thesis, the computation power of all the above models are equivalent.

However, the classic sequential systems like Turing machines have limitations in modeling interaction and concurrency [11,17]. It is not able to realize two important ingredients of computing for reactive systems [12]: *interaction* and *non-termination*. In [3], a reactive version of the Turing machine was proposed. The behaviour of systems are modelled by labelled transition systems, and (divergence-preserving) branching bisimilarity [10] is chosen as the equivalence relation as it is the finest one in van Glabbeek's linear time-branching time spectrum [9]. The transition systems associated with reactive Turing machines are called executable transition systems. In this paper, we take executability instead of computability to characterize the ability of a reactive computation model.

With this new model of reactive computation, many researchers believe that it is a good opportunity to integrate concurrency theory with computability theory, and to

establish a new Church-Turing thesis in the setting of concurrent computation. The proposal is to find evidence showing that the executability of different interactive systems are equivalent to that of reactive Turing machines.

Process calculus is a tool for modeling systems. It has been continuously updated with new variants. A subcalculus of  $TCP_\tau$  in [4] was proved to be equivalent to reactive Turing machines modulo divergence-preserving branching bisimilarity [3]. In this paper, we study the relation between reactive Turing machines and  $\pi$ -calculus [14]. In [13],  $\pi$ -calculus is proved to be a Turing powerful model by exhibiting an encoding of the  $\lambda$ -calculus in the  $\pi$ -calculus, which mimics every reduction in  $\lambda$ -calculus by a sequence of reductions in  $\pi$ -calculus. The encodings preserves Abramsky's precongruence of applicative simulation [1]. In [6],  $\pi$ -calculus is declared as a super-Turing computability. However, this result is still questionable by mixing the notion of interactability and computability. The Turing completeness and the expressiveness of several  $\pi$  variants have been extensively discussed in [7], it shows that all the operators of  $\pi$ -calculus given in [7] are independent, and an hierarchy of expressiveness is established using subbisimilarity as a model independent tool.

In our framework, we believe that it is better to distinguish with the computable functions and executable systems when we study the expressiveness of  $\pi$ -calculus. So we investigated the expressiveness power and executability of transition systems associated with  $\pi$ -calculus processes modulo (divergence-preserving) branching bisimilarity. Like the method used in [5,3], we establish the powerfulness of a model by encoding it into a machine which has a certain computability/executability. With this basic idea, we prove the reactive Turing powerfulness of  $\pi$ -calculus modulo divergence-preserving branching bisimilarity by establishing a finite specification of a reactive Turing machine in  $\pi$ -calculus. Our specification simulates the behaviour of a reactive Turing machine by encoding every functional part of the machine directly. The tape memory is modeled by making use of the link structure of  $\pi$ -calculus. On the other hand, we prove the executability of  $\pi$ -calculus modulo branching bisimilarity. We prove that it is not a divergence preserving result by defining an unboundedly branching processes in  $\pi$ -calculus. The two statements above refines the absolute expressiveness result for  $\pi$ -calculus.

The paper is organized as follows. In Section 2, the basic definitions of reactive Turing machines, (divergence-preserving) branching bisimilarity is introduced, and we also recall the operational semantics of  $\pi$ -calculus with replication. In Section 3, we prove the reactive Turing powerfulness of  $\pi$ -calculus modulo divergence-preserving branching bisimilarity, a finitely specification of reactive Turing machine is proposed and verified. In Section 4, we discuss the executability of the transition systems associated with  $\pi$ -calculus processes.  $\pi$ -calculus is proved to be executable modulo divergence-insensitive branching bisimilarity. Finally, our work is concluded in Section 5.

## 2 A Mathematical Theory of Behaviour

The transition system is the central notion in the mathematical theory of discrete-event behaviour. It is parameterised by a set  $\mathcal{A}$  of *action symbols*, denoting the observable events of a system. We shall later impose extra restrictions on  $\mathcal{A}$ , e.g., requiring that it be finite or has a particular structure, but for now we let  $\mathcal{A}$  be just an arbitrary abstract set.

We extend  $\mathcal{A}$  with a special symbol  $\tau$ , which intuitively denotes unobservable internal activity of the system. We shall abbreviate  $\mathcal{A} \cup \{\tau\}$  by  $\mathcal{A}_\tau$ .

**Definition 1 (Labelled Transition System).** An  $\mathcal{A}_\tau$ -labelled transition system  $T$  is a triple  $(\mathcal{S}, \longrightarrow, \uparrow)$ , where,

1.  $\mathcal{S}$  is a set of states,
2.  $\longrightarrow \subseteq \mathcal{S} \times \mathcal{A}_\tau \times \mathcal{S}$  is an  $\mathcal{A}_\tau$ -labelled transition relation. If  $(s, a, t) \in \longrightarrow$ , we write  $s \xrightarrow{a} t$ .
3.  $\uparrow \in \mathcal{S}$  is an initial state.

Transition systems can be used to give semantics to programming languages and process calculi. The standard method is to first associate with every program or process expression a transition system (its operational semantics), and then consider programs and process expressions modulo one of the many behavioural equivalences on transition systems that have been studied in the literature. In this paper, we shall use the notion of (divergence-preserving) branching bisimilarity [10,8], which is the finest behavioural equivalence from van Glabbeek's linear time - branching time spectrum [9].

In the definition of (divergence-preserving) branching bisimilarity we need the following notation: we use  $\text{Reach}(s)$  to denote the set of reachable states from  $s$  through transitions. Let  $\longrightarrow$  be an  $\mathcal{A}_\tau$ -labelled transition relation on a set  $\mathcal{S}$ , and let  $a \in \mathcal{A}_\tau$ ; we write  $s \xrightarrow{(a)} t$  for " $s \xrightarrow{a} t$ " or " $a = \tau$  and  $s = t$ ". Furthermore, we denote the transitive closure of  $\xrightarrow{\tau}$  by  $\longrightarrow^+$  and the reflexive-transitive closure of  $\xrightarrow{\tau}$  by  $\longrightarrow^*$ .

**Definition 2 (Branching Bisimilarity).** Let  $T_1 = (\mathcal{S}_1, \longrightarrow_1, \uparrow_1)$  and  $T_2 = (\mathcal{S}_2, \longrightarrow_2, \uparrow_2)$  be transition systems. A branching bisimulation from  $T_1$  to  $T_2$  is a binary relation  $\mathcal{R} \subseteq \mathcal{S}_1 \times \mathcal{S}_2$  and, for all states  $s_1$  and  $s_2$ ,  $s_1 \mathcal{R} s_2$  implies

1. if  $s_1 \xrightarrow{a}_1 s'_1$ , then there exist  $s'_2, s''_2 \in \mathcal{S}_2$ , s.t.  $s_2 \xrightarrow{*}_2 s''_2 \xrightarrow{(a)} s'_2$ ,  $s_1 \mathcal{R} s'_2$  and  $s'_1 \mathcal{R} s'_2$ ;
2. if  $s_2 \xrightarrow{a}_2 s'_2$ , then there exist  $s'_1, s''_1 \in \mathcal{S}_1$ , s.t.  $s_1 \xrightarrow{*}_1 s''_1 \xrightarrow{(a)} s'_1$ ,  $s'_1 \mathcal{R} s_2$  and  $s'_1 \mathcal{R} s'_2$ .

The transition systems  $T_1$  and  $T_2$  are branching bisimilar (notation:  $T_1 \stackrel{b}{\leftrightarrow} T_2$ ) if there exists a branching bisimulation  $\mathcal{R}$  from  $T_1$  to  $T_2$  s.t.  $\uparrow_1 \mathcal{R} \uparrow_2$ .

A branching bisimulation  $\mathcal{R}$  from  $T_1$  to  $T_2$  is divergence-preserving if, for all states  $s_1$  and  $s_2$ ,  $s_1 \mathcal{R} s_2$  implies

3. if there exists an infinite sequence  $(s_{1,i})_{i \in \mathbb{N}}$  s.t.  $s_1 = s_{1,0}$ ,  $s_{1,i} \xrightarrow{\tau} s_{1,i+1}$  and  $s_{1,i} \mathcal{R} s_2$  for all  $i \in \mathbb{N}$ , then there exists a state  $s'_2$  s.t.  $s_2 \xrightarrow{+} s'_2$  and  $s_{1,i} \mathcal{R} s'_2$  for some  $i \in \mathbb{N}$ ; and
4. if there exists an infinite sequence  $(s_{2,i})_{i \in \mathbb{N}}$  s.t.  $s_2 = s_{2,0}$ ,  $s_{2,i} \xrightarrow{\tau} s_{2,i+1}$  and  $s_1 \mathcal{R} s_{2,i}$  for all  $i \in \mathbb{N}$ , then there exists a state  $s'_1$  s.t.  $s_1 \xrightarrow{+} s'_1$  and  $s'_1 \mathcal{R} s_{2,i}$  for some  $i \in \mathbb{N}$ .

The transition systems  $T_1$  and  $T_2$  are divergence-preserving branching bisimilar (notation:  $T_1 \stackrel{d}{\leftrightarrow}_b T_2$ ) if there exists a divergence-preserving branching bisimulation  $\mathcal{R}$  from  $T_1$  to  $T_2$  s.t.  $\uparrow_1 \mathcal{R} \uparrow_2$ .

We call the infinite  $\tau$  transition sequence in the above definition state-preserving  $\tau$  sequence. For  $\Leftrightarrow_b^A$ , a divergence is an infinite sequence  $s_{1,1} \xrightarrow{\tau} s_{1,2} \xrightarrow{\tau} \dots$ , with  $s_{1,i} \Leftrightarrow_b^A s_{1,j}$  for any  $i, j \in \mathbb{N}$ . Sometimes we adopt the branching bisimulation over two states in the same transition system, we also denote the relation by  $\Leftrightarrow_b$ , which is actually a bisimilarity from a transition system to itself.

We also define the notion of branching degree up to a certain equivalence relation as follows. The set of *equivalence classes* modulo an arbitrary equivalence relation  $\cong$  on  $\mathcal{S}$  is the quotient set  $\mathcal{S}/\cong$ , and we denote the equivalence class of  $s \in \mathcal{S}$  modulo  $\cong$  by  $[s]_{\cong} = \{s' \in \mathcal{S} \mid s \cong s'\}$ .

**Definition 3.** Let  $T = (\mathcal{S}, \rightarrow, \uparrow)$  be an LTS, and  $s \in \mathcal{S}$ .

The branching degree modulo  $\cong$ , denoted by  $\deg_{\cong}(s)$  is the cardinality of the set  $\{(a, [s']_{\cong}) \mid s \xrightarrow{a} s', a \in \mathcal{A}_{\tau}\}$ .

The branching degree modulo  $\cong$  of a transition system is the least upper bound of the branching degrees of all reachable states, which is defined as  $\deg_{\cong}(T) = \sup\{\deg_{\cong}(s) \mid s \in \text{Reach}(\uparrow)\}$ .

We say that a transition system  $T$  is boundedly branching if there exists a natural number  $B$ , such that  $\deg_{\cong}(T) \leq B$ , otherwise it is unboundedly branching.

The following lemma shows that transition systems with different branching degrees cannot be divergence-preserving branching bisimilar. In other words, divergence has to be introduced to simulate a transition system with higher branching degree.

**Lemma 1.** Let  $T_1$  be a transition system with  $\deg_{\Leftrightarrow_b^A}(T_1) = b_1 \in \mathbb{N}$ , and suppose that  $T_1$  does not contain a divergence. Then there is no transition system  $T_2$  with  $\deg_{\Leftrightarrow_b^A}(T_2) = b_2 < b_1$ , and  $T_1 \Leftrightarrow_b^A T_2$ .

*Proof.* We prove by contradiction. We suppose that  $T_1 = (\mathcal{S}_1, \rightarrow_1, \uparrow_1)$ , and  $s_1 \in \text{Reach}(\uparrow_1)$ , with  $\deg_{\Leftrightarrow_b^A}(s_1) = b_1$ , and a transition system  $T_2 = (\mathcal{S}_2, \rightarrow_2, \uparrow_2)$ , satisfying that  $\deg_{\Leftrightarrow_b^A}(T_2) = b_2 < b_1$ , and  $T_1 \Leftrightarrow_b^A T_2$ . Since there is no divergence in  $T_1$ , there exists a state  $s'_1$  such that  $s_1 \xrightarrow{*} s'_1$ ,  $s_1 \Leftrightarrow_b s'_1$ , and there is no transition  $s'_1 \xrightarrow{\tau} s''_1$  with  $s'_1 \Leftrightarrow_b^A s''_1$ .

Since  $T_1 \Leftrightarrow_b^A T_2$ , there is a state  $s_2 \in \text{Reach}(\uparrow_2)$ , such that  $s_1 \Leftrightarrow_b^A s_2$ . And  $T_2$  does not contain a divergence as it preserves non-divergence with  $T_1$ . Therefore, every state-preserving  $\tau$  transition sequence in  $T_2$  terminates. Without loss of generality, we assume that  $s'_2$  is a state, such that  $s_2 \xrightarrow{*} s'_2$ ,  $s'_2 \Leftrightarrow_b^A s_2$ , and there is no transition  $s'_2 \xrightarrow{\tau} s''_2$  with  $s'_2 \Leftrightarrow_b^A s''_2$ .

On the other hand,  $\deg_{\Leftrightarrow_b^A}(s'_2) \leq b_2 < \deg_{\Leftrightarrow_b^A}(s'_1)$ , and  $s'_1$  and  $s'_2$  do not have any state-preserving  $\tau$  transitions. We now show that  $s'_1 \Leftrightarrow_b^A s'_2$  only if they  $\deg_{\Leftrightarrow_b^A}(s'_1) = \deg_{\Leftrightarrow_b^A}(s'_2)$ . Since the bisimulation requires a one-to-one correspondence between the elements from the sets  $\{(a, [s''_1]_{\cong}) \mid s'_1 \xrightarrow{a} s''_1, a \in \mathcal{A}_{\tau}\}$  and  $\{(a, [s''_2]_{\cong}) \mid s'_2 \xrightarrow{a} s''_2, a \in \mathcal{A}_{\tau}\}$ . It follows that  $s'_2 \not\Leftrightarrow_b^A s'_1$ , which leads to a contradiction.

The following notion of bisimulation up to  $\Leftrightarrow_b^A$

**Definition 4.** Let  $T_1 = (S_1, \longrightarrow_1, \uparrow_1)$  and  $T_2 = (S_2, \longrightarrow_2, \uparrow_2)$  be two transition systems. A relation  $\mathcal{R} \subseteq S_1 \times S_2$  is a bisimulation up to  $\stackrel{A}{\hookrightarrow}_b$  if, whenever  $(s, t) \in \mathcal{R}$ , then for all  $a \in \mathcal{A}_\tau$ :

1. if  $s \xrightarrow{a} s'$ , then there exists  $t'$  such that  $t \xrightarrow{a} t'$  and  $s' \stackrel{A}{\hookrightarrow}_b \circ \mathcal{R} t'$ ; and
2. if  $t \xrightarrow{a} t'$ , then there exists  $s'$  such that  $s \xrightarrow{a} s'$  and  $s' \stackrel{A}{\hookrightarrow}_b \circ \mathcal{R} t'$ .

**Lemma 2.** If  $\mathcal{R}$  is a bisimulation up to  $\stackrel{A}{\hookrightarrow}_b$ , then  $\mathcal{R} \subseteq \stackrel{A}{\hookrightarrow}_b$ .

*Proof.* We first prove that  $\stackrel{A}{\hookrightarrow}_b \circ \mathcal{R}$  is a branching bisimulation. Suppose we have  $P \stackrel{A}{\hookrightarrow}_b P_1 \mathcal{R} Q$ , then,

1. if  $P \xrightarrow{a} P'$ , then according to Definition 2, we have  $P'_1, P''_1$ , with  $P_1 \xrightarrow{*} P'_1 \xrightarrow{(a)} P'_1$ , and  $P''_1 \stackrel{A}{\hookrightarrow}_b P, P'_1 \stackrel{A}{\hookrightarrow}_b P'$ . By Definition 4, we have  $Q'$  and  $Q''$  such that  $Q \xrightarrow{*} Q'' \xrightarrow{(a)} Q'$ , and for some  $P'_2$  and  $P''_2$ ,  $P'_1 \stackrel{A}{\hookrightarrow}_b P'_2 \mathcal{R} Q'', P'_1 \stackrel{A}{\hookrightarrow}_b P'_2 \mathcal{R} Q'$ , from which it follows  $P' \stackrel{A}{\hookrightarrow}_b \circ \mathcal{R} Q'$ , and  $P \stackrel{A}{\hookrightarrow}_b \circ \mathcal{R} Q''$ .
2. If  $Q \xrightarrow{a} Q'$ , we can establish a similar proof.

Therefore, a branching bisimulation up to  $\stackrel{A}{\hookrightarrow}_b$  is included in  $\stackrel{A}{\hookrightarrow}_b$ .

Now we proceed to prove that  $\stackrel{A}{\hookrightarrow}_b \circ \mathcal{R}$  is divergence preserving. We still use assumption that  $P \stackrel{A}{\hookrightarrow}_b P_1 \mathcal{R} Q$ , then,

1. if there is a divergence from  $P$ , then since  $P \stackrel{A}{\hookrightarrow}_b P_1$ , there is also a divergence from  $P_1$ . As  $\mathcal{R}$  is a bisimulation up to  $\stackrel{A}{\hookrightarrow}_b$ , every state preserving  $\tau$  transition  $P_1 \xrightarrow{\tau} P'_1$  is simulated by  $Q \xrightarrow{\tau} Q'$  with  $P'_1 \stackrel{A}{\hookrightarrow}_b \circ \mathcal{R} Q'$ , which is also state preserving. Therefore the divergence is preserved.
2. If there is a divergence from  $Q$ , then we can establish a similar proof.

## 2.1 Executable behaviour

The notion of reactive Turing machine (RTM) was put forward in [3] to mathematically characterise which behaviour is executable by a conventional computing system. In this section, we recall the definition of RTMs and the ensued notion of executable transition system. The definition of RTMs is parameterised with the set  $\mathcal{A}_\tau$ , which we now assume to be a finite set. Furthermore, the definition is parameterised with another finite set  $\mathcal{D}$  of *data symbols*. We extend  $\mathcal{D}$  with a special symbol  $\square \notin \mathcal{D}$  to denote a blank tape cell, and denote the set  $\mathcal{D} \cup \{\square\}$  of *tape symbols* by  $\mathcal{D}_\square$ .

**Definition 5 (Reactive Turing Machine).** A reactive Turing machine (RTM)  $\mathcal{M}$  is a triple  $(S, \longrightarrow, \uparrow)$ , where

1.  $S$  is a finite set of states,
2.  $\longrightarrow \subseteq S \times \mathcal{D}_\square \times \mathcal{A}_\tau \times \mathcal{D}_\square \times \{L, R\} \times S$  is a  $(\mathcal{D}_\square \times \mathcal{A}_\tau \times \mathcal{D}_\square \times \{L, R\})$ -labelled transition relation (we write  $s \xrightarrow{a[d/e]M} t$  for  $(s, d, a, e, M, t) \in \longrightarrow$ ),
3.  $\uparrow \in S$  is a distinguished initial state.

*Remark 1.* The original definition of RTMs in [3] includes an extra facility to declare a subset of the states of an RTM as being final states, and so does the associated notion of executable transition system. In this paper, however, our goal in this paper is to explore the relationship between the transition systems associated with RTMs and those that can be specified in the  $\pi$ -calculus. Since the  $\pi$ -calculus does not include the facility to specify that a state has the option to terminate, we leave it out from the definition of RTMs too.

Intuitively, the meaning of a transition  $s \xrightarrow{a[d/e]M} t$  is that whenever  $\mathcal{M}$  is in state  $s$ , and  $d$  is the symbol currently read by the tape head, then it may execute the action  $a$ , write symbol  $e$  on the tape (replacing  $d$ ), move the read/write head one position to the left or the right on the tape (depending on whether  $M = L$  or  $M = R$ ), and then end up in state  $t$ .

To formalise the intuitive understanding of the operational behaviour of RTMs, we associate with every RTM  $\mathcal{M}$  an  $\mathcal{A}_\tau$ -labelled transition system  $\mathcal{T}(\mathcal{M})$ . The states of  $\mathcal{T}(\mathcal{M})$  are the configurations of the  $\mathcal{M}$ , which consists of a state from  $\mathcal{S}$ , its tape contents, and the position of the read/write head. We define tape contents by an element of  $(\mathcal{D}_\square)^*$ , replacing precisely one occurrence of a tape symbol  $d$  by a *marked symbol*  $\check{d}$ , indicating that the read/write head is on this symbol. We denote by  $\check{\mathcal{D}}_\square = \{\check{d} \mid d \in \mathcal{D}_\square\}$  the set of *marked symbols*; a *tape instance* is a sequence  $\delta \in (\mathcal{D}_\square \cup \check{\mathcal{D}}_\square)^*$  such that  $\delta$  contains exactly one element of  $\check{\mathcal{D}}_\square$ .

We adopt a convention to concisely denote new placement of the tape head marker. Let  $\delta$  be an element of  $\mathcal{D}_\square^*$ . Then by  $\delta^<$  we denote the element of  $(\mathcal{D}_\square \cup \check{\mathcal{D}}_\square)^*$  obtained by placing the tape head marker on the right-most symbol of  $\delta$  (if it exists), and  $\check{\delta}$  otherwise. Similarly  $\delta^>$  is obtained by placing the tape head marker on the left-most symbol of  $\delta$  (if it exists), and  $\check{\delta}$  otherwise.

**Definition 6.** Let  $\mathcal{M} = (\mathcal{S}, \longrightarrow, \uparrow)$  be an RTM. The transition system  $\mathcal{T}(\mathcal{M})$  associated with  $\mathcal{M}$  is defined as follows:

1. its set of states  $\mathcal{S}$  consists of the set of all configurations of  $\mathcal{M}$ ;
2. its transition relation  $\longrightarrow$  is the least relation satisfying, for all  $a \in \mathcal{A}_\tau$ ,  $d, e \in \mathcal{D}_\square$  and  $\delta_L, \delta_R \in \mathcal{D}_\square^*$ :
  - $(s, \delta_L \check{d} \delta_R) \xrightarrow{a} (t, \delta_L^< e \delta_R)$  iff  $s \xrightarrow{a[d/e]L} t$ , and
  - $(s, \delta_L \check{d} \delta_R) \xrightarrow{a} (t, \delta_L e^> \delta_R)$  iff  $s \xrightarrow{a[d/e]R} t$ , and
3. its initial state is the configuration  $(\uparrow, \check{\delta})$ .

Turing introduced his machines to define the notion of *effectively computable function*. By analogy, the notion of RTM can be used to define a notion of *effectively executable behaviour*.

**Definition 7 (Executability).** A transition system is executable if it is the transition system associated with some RTM.

Usually, we shall be interested in executability up to some behavioural equivalence. In [3], a characterisation of executability up to (divergence-preserving) branching bisimilarity is given that is independent of the notion of RTM. In order to be able

to recapitulate the results below, we need the following definitions, pertaining to the recursive complexity and branching degree of transition systems. Let  $T = (\mathcal{S}, \longrightarrow, \uparrow)$  be a transition system. We say that  $T$  is *effective* if  $\longrightarrow$  is a recursively enumerable set. The mapping  $\text{out} : \mathcal{S} \rightarrow 2^{\mathcal{A}_T \times \mathcal{S}}$  associates with every state its set of outgoing transitions, i.e., for all  $s \in \mathcal{S}$ ,  $\text{out}(s) = \{(a, t) \mid s \xrightarrow{a} t\}$ . We say that  $T$  is *computable* if  $\text{out}$  is a recursive function. We call a transition system *finitely branching* if  $\text{out}(s)$  is finite for every state  $s$ , and *boundedly branching* if there exists a natural number  $B$  such that  $|\text{out}(s)| \leq B$  for every state  $s$ .

The following results were established in [3].

- Theorem 1.** 1. The transition system  $\mathcal{T}(\mathcal{M})$  associated with an RTM  $\mathcal{M}$  is computable and boundedly branching.
2. For every boundedly branching computable transition system  $T$  there exists an RTM  $\mathcal{M}$  such that  $T \xleftrightarrow{b}^A \mathcal{T}(\mathcal{M})$ .
3. For every effective transition system  $T$  there exists an RTM  $\mathcal{M}$  such that  $T \xleftrightarrow{b} \mathcal{T}(\mathcal{M})$ .

## 2.2 $\pi$ -Calculus

The  $\pi$ -calculus was proposed by Milner, Parrow and Walker in [14] as a language to specify processes with link mobility. The expressiveness of many variants of  $\pi$ -calculus has been extensively studied. In this paper, we shall consider the basic version presented in [15], excluding the match prefix. We recapitulate some definitions from [15] below and refer to the book for detailed explanations.

We presuppose a countably infinite set  $\mathcal{N}$  of names; we use strings of lower case letters for elements of  $\mathcal{N}$ .

The *prefixes*, *processes* and *summations* of the  $\pi$ -calculus are, respectively, defined by the following grammar:

$$\begin{aligned} \pi &:= \bar{x}y \mid x(z) \mid \tau \quad (x, y, z \in \mathcal{N}) \\ P &:= M \mid P \mid P \mid (z)P \mid !P \\ M &:= \mathbf{0} \mid \pi.P \mid M + M \end{aligned}$$

In  $x(z).P$  and  $(z)P$ , the displayed occurrence of the name  $z$  is *binding* with scope  $P$ . An occurrence of a name in a process is *bound* if it is, or lies within the scope of, a binding occurrence in  $P$ ; otherwise it is free. We use  $\text{fn}(P)$  to denote the set of names with a free occurrence in  $P$ , and  $\text{bn}(P)$  to denote the set of names with a bound occurrence in  $P$ .

We define the operational behaviour of a  $\pi$ -processes by means of the structural operational semantics in Fig. 1, in which  $\alpha$  ranges over the set of  $\pi$ -calculus actions

$$\mathcal{A}_\pi = \{xy, \bar{x}y, \bar{x}(z) \mid x, y, z \in \mathcal{N}\} \cup \{\tau\}.$$

The rules in Fig. 1 define on  $\pi$ -terms an  $\mathcal{A}_\pi$ -labelled transition relation  $\longrightarrow$ . Let us write  $P \longrightarrow Q$  if there exists  $\alpha \in \mathcal{A}_\pi$  such that  $P \xrightarrow{\alpha} Q$ , and use  $\longrightarrow^*$  to denote the reflexive-transitive closure of  $\longrightarrow$ ; if  $P \longrightarrow^* Q$ , then we say that  $Q$  is *reachable* from  $P$ .

PREFIX	$\frac{}{\tau.P \xrightarrow{\tau} P}$	$\frac{}{\bar{x}y.P \xrightarrow{\bar{x}y} P}$	$\frac{}{x(y).P \xrightarrow{xz} P\{z/y\}}$
SUM <sub>L</sub>	$\frac{P \xrightarrow{\alpha} P'}{(P + Q) \xrightarrow{\alpha} P'}$		
PAR <sub>L</sub>	$\frac{P \xrightarrow{\alpha} P'}{P \mid Q \xrightarrow{\alpha} P' \mid Q}$	$bn(\alpha) \cap fn(Q) = \emptyset$	
COM <sub>L</sub>	$\frac{P \xrightarrow{\bar{x}y} P', Q \xrightarrow{xy} Q'}{P \mid Q \xrightarrow{\tau} P' \mid Q'}$		
CLOSE <sub>L</sub>	$\frac{P \xrightarrow{\bar{x}(z)} P', Q \xrightarrow{xz} Q'}{P \mid Q \xrightarrow{\tau} (z)(P' \mid Q')}$	$z \notin fn(Q)$	
RES	$\frac{P \xrightarrow{\alpha} P'}{(z)P \xrightarrow{\alpha} (z)P'}$	$z \notin \alpha$	
OPEN	$\frac{P \xrightarrow{\bar{x}z} P'}{(z)P \xrightarrow{\bar{x}(z)} P'}$	$z \neq x$	
REP	$\frac{P \xrightarrow{\alpha} P'}{!P \xrightarrow{\alpha} P' \mid !P}$	$\frac{P \xrightarrow{\bar{x}y} P', P \xrightarrow{xy} P''}{!P \xrightarrow{\tau} (P' \mid P'') \mid !P}$	$\frac{P \xrightarrow{\bar{x}(z)} P', P \xrightarrow{xy} P''}{!P \xrightarrow{\tau} (z)(P' \mid P'') \mid !P}$

**Fig. 1.** : Operational rules for  $\pi$ -calculus

Then, we can associate with every  $\pi$ -term an  $\mathcal{A}_\pi$ -labelled transition system  $\mathcal{T}(P) = (S_P, \longrightarrow_P, P)$ . The set of states  $S_P$  of  $\mathcal{T}(P)$  consists of all  $\pi$ -terms reachable from  $P$ , the transition relation  $\longrightarrow_P$  of  $\mathcal{T}(P)$  is obtained by restricting the transition relation  $\longrightarrow$  defined by the structural operational rules to  $S_P$  (i.e.,  $\longrightarrow_P = \longrightarrow \cap (S_P \times \mathcal{A} \times S_P)$ ), and the initial state of  $\mathcal{T}(P)$  is the  $\pi$ -term  $P$ .

An  $\alpha$ -convention between  $\pi$ -terms is defined in [15] as a finite number of changes of bound names. In this paper, we do not distinguish with  $\pi$ -terms which are  $\alpha$ -convertible, and we write  $P = Q$  if  $P$  and  $Q$  are  $\alpha$ -convertible.

For convenience of presentation, we sometimes want to abbreviate interactions which involve the transmission of no name at all, or more than one name. Instead of giving a full treatment of the polyadic  $\pi$ -calculus (see [15]), we define the following abbreviations:

$$\begin{aligned} \bar{x}(y_1, \dots, y_n).P &\stackrel{\text{def}}{=} (w)\bar{x}w.\bar{w}y_1 \dots \bar{w}y_n.P \quad (w \notin fn(P)), \text{ and} \\ x(z_1, \dots, z_n).P &\stackrel{\text{def}}{=} x(w).w(z_1) \dots w(z_n).P. \end{aligned}$$

The following lemma establishes that divergence-preserving branching bisimilarity is compatible with restriction and parallel composition. This will be a useful property when establishing the correctness of our simulation of RTMs in  $\pi$ -calculus, in the next section.

**Lemma 3.** *For all  $\pi$ -terms  $P, P', Q$ , and  $Q'$ :*



1. if  $P \xleftrightarrow{a}_b^D P'$ , then  $(a)P \xleftrightarrow{a}_b^D (a)P'$ ;
2. if  $P \xleftrightarrow{a}_b^D P'$  and  $Q \xleftrightarrow{a}_b^D Q'$ , then  $P \mid Q \xleftrightarrow{a}_b^D P' \mid Q'$ .

*Proof.* 1. It is straightforward to verify that the relation

$$\mathcal{R} = \{((a)P, (a)P') \mid P \text{ and } P' \text{ are } \pi\text{-terms s.t. } P \xleftrightarrow{a}_b^D P'\}$$

is a divergence-preserving branching bisimulation relation.

2. Define the relation  $\mathcal{R}$  by

$$\{((a)(P \mid Q), (a)(P' \mid Q')) \mid a \text{ is a sequence of restricted names and } P, P', Q, \text{ and } Q' \text{ are } \pi\text{-terms s.t. } P \xleftrightarrow{a}_b^D P' \text{ and } Q \xleftrightarrow{a}_b^D Q'\} ;$$

we verify that  $\mathcal{R}$  is a divergence-preserving branching bisimulation. For simplicity, we only analyze the terms with no restricted names. To this end, first suppose that  $P \mid Q \xrightarrow{a} R$ ; we distinguish three cases according to which operational rule is applied last in the derivation of this transition:

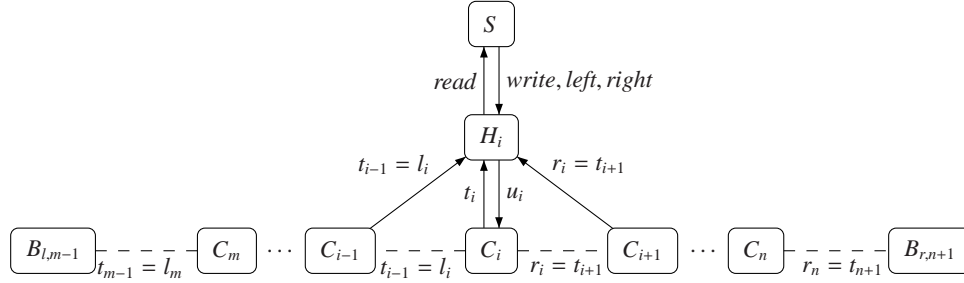
- (a) if  $P \xrightarrow{a} P_1$  and  $R = P_1 \mid Q$ , then, since  $P \xleftrightarrow{a}_b^D P'$ , we have  $P' \xrightarrow{*} P'_1 \xrightarrow{a} P'_1$  with  $P' \xleftrightarrow{a}_b^D P'_1$  and  $P_1 \xleftrightarrow{a}_b^D P'_1$ . Thus  $P' \mid Q' \xrightarrow{*} P'_1 \mid Q \xrightarrow{a} P'_1 \mid Q$ , and, according to the definition of  $\mathcal{R}$ , we have  $P \mid Q \mathcal{R} P'_1 \mid Q$  and  $P_1 \mid Q \mathcal{R} P'_1 \mid Q$ .
- (b) If  $P \xrightarrow{\bar{x}y} P_1$ ,  $Q \xrightarrow{xy} Q_1$ ,  $R = P_1 \mid Q_1$ , and  $a = \tau$ , then, since  $P \xleftrightarrow{a}_b^D P'$  and  $Q \xleftrightarrow{a}_b^D Q'$ , we have  $P' \xrightarrow{*} P'_1 \xrightarrow{\bar{x}y} P'_1$  with  $P \xleftrightarrow{a}_b^D P'_1$  and  $P_1 \xleftrightarrow{a}_b^D P'_1$ , and  $Q' \xrightarrow{*} Q'_1 \xrightarrow{xy} Q'_1$  with  $Q \xleftrightarrow{a}_b^D Q'_1$  and  $Q_1 \xleftrightarrow{a}_b^D Q'_1$ . Hence, it follows that  $P' \mid Q' \xrightarrow{*} P'_1 \mid Q'_1 \xrightarrow{\tau} P'_1 \mid Q'_1$ , with  $P \mid Q \mathcal{R} P'_1 \mid Q'_1$  and  $P_1 \mid Q_1 \mathcal{R} P'_1 \mid Q'_1$ .
- (c) If  $P \xrightarrow{\bar{x}(z)} P_1$ ,  $Q \xrightarrow{xz} Q_1$ ,  $R = (z)(P_1 \mid Q_1)$ , and  $a = \tau$ . Since  $P \xleftrightarrow{a}_b^D P'$  and  $Q \xleftrightarrow{a}_b^D Q'$ , we have  $P' \xrightarrow{*} P'_1 \xrightarrow{\bar{x}(z)} P'_1$  with  $P \xleftrightarrow{a}_b^D P'_1$  and  $P_1 \xleftrightarrow{a}_b^D P'_1$ , and  $Q' \xrightarrow{*} Q'_1 \xrightarrow{xz} Q'_1$  with  $Q \xleftrightarrow{a}_b^D Q'_1$  and  $Q_1 \xleftrightarrow{a}_b^D Q'_1$ . Hence, it follows that  $P' \mid Q' \xrightarrow{*} P'_1 \mid Q'_1 \xrightarrow{\tau} (z)(P'_1 \mid Q'_1)$ , with  $P \mid Q \mathcal{R} P'_1 \mid Q'_1$  and  $(z)(P_1 \mid Q_1) \mathcal{R} (z)(P'_1 \mid Q'_1)$ .

The symmetric cases can be proved analogously.

### 3 Specifying executable behaviour in the $\pi$ -Calculus

In the previous section, we introduced  $\pi$ -calculus as a language to specify behaviour, and we have proposed RTMs to define a notion of executable behaviour. In this section we prove that every executable behaviour can be specified in the  $\pi$ -calculus up to divergence-preserving branching bisimilarity. To this end, we associate with every RTM  $\mathcal{M}$  a  $\pi$ -term  $P$  that simulates the behaviour of  $\mathcal{M}$  up to divergence-preserving branching bisimilarity, i.e., such that  $\mathcal{T}(\mathcal{M}) \xleftrightarrow{a}_b^D \mathcal{T}(P)$ . Our specification will consist of two parts: a generic finite specification of the behaviour of a tape, and a finite specification of a control process that is specific for the RTM  $\mathcal{M}$  under consideration. In the end, we establish that the RTM  $\mathcal{M}$  is simulated by the parallel composition of the two parts.

The structure of our specification is illustrated in Figure 2. In this figure, each node represents a parallel component of the specification, and each labelled arrow stands for a communication channel with certain labels, and the dashed lines represent the links between cells. Moreover, the equalities on arrows and dashed lines tell the correspondence between the names defined in the linked terms.



**Fig. 2.**  $\pi$ -specification of a RTM

*Tape* In [2], the behaviour of the tape of a Turing machine is finitely specified in  $ACP_\tau$  making use of finite specifications of two stacks. The specification is not easily modified to take intermediate termination into account, and therefore, in [3], an alternative solution is presented, specifying the behaviour of a tape in  $TCP_\tau$  by using a finite specification of a queue (see also [4]). In this paper, we will exploit the link passing feature of the  $\pi$ -calculus to give a more direct specification. In particular, we shall model the tape as a collection of cells endowed with a link structure that organises them in a linear fashion.

We first give an informal description of the behaviour of a tape. The state of a tape is characterised by a tape instance  $\delta_L d \delta_R$ , consisting of a finite (but unbounded) sequence with the current position of the tape head indicated by a marking. The tape may then exhibit the following observable actions:

1.  $\overline{read} d$ : the datum under the tape head is output along the channel *read*;
2.  $write(e)$ : a datum  $e$  is written on the position of the tape head, resulting in a new tape instance  $\delta_L e \delta_R$ ; and
3. *left, right*: results in the tape head moving left or right, resulting in  $\delta_L^< d \delta_R$  or  $\delta_L d \delta_R^>$ , respectively.

Henceforth, we assume that tape symbols are included in the set of names, i.e., that  $\mathcal{D}_\square \subseteq \mathcal{N}$ .

In our  $\pi$ -calculus specification representing the behaviour of a tape each individual tape cell is specified as a separate component, and there is a separate component modelling the tape head. A tape cell stores a datum  $d$ , represented by a free name in the specification, it has pointers  $l$  and  $r$  to its left and right neighbour cells. Furthermore, it has two links to the component modelling the tape head: the link  $u$  is used by the

tape head for updating the datum, and the link  $t$  serves as a general communication channel for communicating all relevant information about the cell to the tape head. The following  $\pi$ -term represents the behaviour of a tape cell:

$$\begin{aligned} C &\stackrel{\text{def}}{=} c(t, l, r, u, d).C(t, l, r, u, d) \\ C(t, l, r, u, d) &\stackrel{\text{def}}{=} u(e).\bar{c}\langle t, l, r, u, e \rangle + \bar{t}\langle l, r, u, d \rangle.\bar{c}\langle t, l, r, u, d \rangle \end{aligned}$$

Note that the behaviour of an individual tape cell  $C(t, l, r, u, d)$  is very simple: either it receives along channel  $u$  an update  $e$  for its datum  $d$ , after which it recreates itself with datum  $e$  in place of  $d$ , or it outputs all relevant information about itself to the tape head along channel  $t$ , after which it recreates itself. A cell is created by a synchronisation on name  $c$ , by which all relevant information about the cell is passed; we shall have a component  $!C$  to regenerate new incarnations of existing tape cells.

At any stage during the simulation of an RTM, the number of tape cells modelled by a parallel component will be finite. To model the unbounded nature of the tape, we define a process  $B$  that serves to generate new blank tape cells on either side of the tape whenever needed:

$$\begin{aligned} B &\stackrel{\text{def}}{=} b_l(t, r).(u, l)B_l(t, l, r, u) + b_r(t, l).(u, r)B_r(t, l, r, u) \\ B_l(t, l, r, u) &\stackrel{\text{def}}{=} \bar{t}\langle l, r, u, \square \rangle.(\bar{c}\langle t, l, r, u, \square \rangle \mid \bar{b}_l\langle l, t \rangle) \\ B_r(t, l, r, u) &\stackrel{\text{def}}{=} \bar{t}\langle l, r, u, \square \rangle.(\bar{c}\langle t, l, r, u, \square \rangle \mid \bar{b}_r\langle t, r \rangle) \end{aligned}$$

Note that  $B$  offers the choice to either create a blank tape cell at the left-hand side of the tape through  $b_l(t, r)$ , or a blank tape cell at the right-hand side of the tape through  $b_r(t, l)$ . In the first case, the cell to the right of the new blank cell already exists, and it maintains a link to itself and a link to its left neighbour; these links are passed on to the new blank cell as  $r$  and  $t$ , respectively. At the creation of the new blank cell, two new links are generated:  $u$  is the update channel of the new blank cell, and  $l$  will later be used as the link to a new neighbour blank cell.

Throughout the simulation of an RTM, the number of parallel components modelling individual tape cells will grow. We shall presuppose a numbering of these parallel components with consecutive integers from some interval  $[m, n]$  ( $m$  and  $n$  integers such that  $m \leq n$ ), in agreement with the link structure. The numbering is reflected by a naming scheme that adds the subscript  $i$  to the links  $t, l, r, u$  and  $d$  of the  $i$ th cell; we abbreviate  $C(t_i, l_i, r_i, u_i, d_i)$  by  $C_i$ ,  $B_l(t_i, l_i, r_i, u_i)$  and  $B_r(t_i, l_i, r_i, u_i)$  by  $B_{l,i}$  and  $B_{r,i}$ , and define:

$$\text{Cells}_{[m,n]} \stackrel{\text{def}}{=} (b_l, b_r, c)(B_{l,m-1} \mid C_m \mid C_{m+1} \mid \cdots \mid C_{n-1} \mid C_n \mid B_{r,n+1} \mid !C \mid !B) .$$

The component modelling the tape head serves as the interface between the tape cells and the RTM-specific control process. It is defined as:

$$\begin{aligned} H &\stackrel{\text{def}}{=} h(t, l, r, u, d).H(t, l, r, u, d) \\ H(t, l, r, u, d) &\stackrel{\text{def}}{=} \overline{\text{read}} d.\bar{h}\langle t, l, r, u, d \rangle + \text{write}(e).\bar{u} e.\bar{h}\langle t, l, r, u, e \rangle \\ &\quad + \text{left}.l\langle l', r', u', d' \rangle.\bar{h}\langle l, l', r', u', d' \rangle + \text{right}.r\langle l', r', u', d' \rangle.\bar{h}\langle r, l', r', u', d' \rangle \end{aligned}$$

The tape head maintains two links to the current cell (a communication channel  $t$  and an update channel  $u$ ), as well as links to its left and right neighbour cells ( $l$  and  $r$ , respectively). Furthermore, the tape head remembers the datum  $d$  in the current cell. The datum  $d$  may be outputted along the *read*-channel. Furthermore, a new datum  $e$  may be received through the *write*-channel, which is then forwarded through the update channel  $u$  to the current cell. Finally, the tape head may receive instructions to move left or right, which has the effect of receiving information about the left or right neighbours of the current cell through  $l$  or  $r$ , respectively. In all cases, a new incarnation of the tape head is started, with a call on the  $h$ -channel.

Let  $\mathbf{t}_{[m,n]} = t_m, t_{m+1}, \dots, t_{n-1}, t_n$ , and  $\mathbf{u}_{[m,n]} = u_m, u_{m+1}, \dots, u_{n-1}, u_n$ . Furthermore, let  $H_i = H(t_i, l_i, r_i, u_i, d_i)$ . Then, with  $\mathbf{d}_{[m,n]} = d_m, d_{m+1}, \dots, d_{n-1}, d_n$ ,

$$\text{Tape}_{[m,n]}^i(\mathbf{d}_{[m,n]}) \stackrel{\text{def}}{=} (\mathbf{t}_{[m-1,n+1]}, \mathbf{u}_{[m,n]})(\langle h \rangle(H_i \mid !H) \mid \text{Cells}_{[m,n]}) .$$

Furthermore, we shall abbreviate  $\text{Tape}_{[0,0]}^0(\square)$  by *Tape*. The following lemma is about the behaviour of our tape specification:

**Lemma 4.** *There are four types of transitions from  $\text{Tape}_{[m,n]}^i(\mathbf{d}_{[m,n]})$ :*

1.  $\text{Tape}_{[m,n]}^i(\mathbf{d}_{[m,n]}) \xrightarrow{\text{read } d_i} \xrightarrow{\Delta}_b \text{Tape}_{[m,n]}^i(\mathbf{d}_{[m,n]})$ ;
2.  $\text{Tape}_{[m,n]}^i(\mathbf{d}_{[m,n]}) \xrightarrow{\text{write}(e)} \xrightarrow{\Delta}_b \text{Tape}_{[m,n]}^i(d_m, \dots, d_{i-1}, e, d_{i+1}, \dots, d_n)$ ;
3.  $\text{Tape}_{[m,n]}^i(\mathbf{d}_{[m,n]}) \xrightarrow{\text{left}} \xrightarrow{\Delta}_b \text{Tape}_{[m,n]}^{i-1}(\mathbf{d}_{[m,n]})$  (if  $i > m$ );  
 $\text{Tape}_{[m,n]}^i(\mathbf{d}_{[m,n]}) \xrightarrow{\text{left}} \xrightarrow{\Delta}_b \text{Tape}_{[m-1,n]}^{i-1}(\square, \mathbf{d}_{[m,n]})$  (if  $i = m$ );
4.  $\text{Tape}_{[m,n]}^i(\mathbf{d}_{[m,n]}) \xrightarrow{\text{right}} \xrightarrow{\Delta}_b \text{Tape}_{[m,n]}^{i+1}(\mathbf{d}_{[m,n]})$  (if  $i < n$ );  
 $\text{Tape}_{[m,n]}^i(\mathbf{d}_{[m,n]}) \xrightarrow{\text{right}} \xrightarrow{\Delta}_b \text{Tape}_{[m,n+1]}^{i+1}(\mathbf{d}_{[m,n]}, \square)$  (if  $i = n$ ).

*Proof.* Here we only verify the first case. We suppose that

$$\text{Tape}_{[m,n]}^i(\mathbf{d}_{[m,n]}) \xrightarrow{\text{read } d_i} (\mathbf{t}_{[m-1,n+1]}, \mathbf{u}_{[m,n]})(\langle h \rangle(\bar{h}\langle t_i, l_i, r_i, u_i, d_i \rangle \mid !H) \mid \text{Cells}_{[m,n]}) = T' .$$

It is obvious that  $(h)(\bar{h}\langle t_i, l_i, r_i, u_i, d_i \rangle \mid !H) \xrightarrow{\Delta}_b (h)(H_i \mid !H)$ . According to Lemma 3, we have  $T' \xrightarrow{\Delta}_b \text{Tape}_{[m,n]}^i(\mathbf{d}_{[m,n]})$ .

*Finite control:*

We associate with every RTM  $\mathcal{M} = (\mathcal{S}_{\mathcal{M}}, \longrightarrow_{\mathcal{M}}, \uparrow_{\mathcal{M}})$  a finite specification consisting of a tape instance and a control process. Here  $m$  can be *left* or *right*.

$$S \stackrel{\text{def}}{=} \sum_{s \in \mathcal{S}_{\mathcal{M}}} s. \sum_{d \in \mathcal{D}_{\square}} d.S_{s,d}$$

$$S_{s,d} \stackrel{\text{def}}{=} \sum_{(s,d,a,e,m,t) \in \longrightarrow_{\mathcal{M}}} a.\overline{\text{write}} e.\bar{m}.\text{read}(f).\bar{t}.\bar{f}$$

Let  $\mathbf{s} = s_1, s_2, \dots, s_n$ , where  $s_1, s_2, \dots, s_n \in \mathcal{S}_{\mathcal{M}}$  and  $\mathbf{e} = e_1, e_2, \dots, e_n$ , where  $e_1, e_2, \dots, e_n \in \mathcal{D}_{\square}$ . Then

$$\text{Control}_{s,d} \stackrel{\text{def}}{=} (s, \mathbf{e})(S_{s,d} \mid !S) .$$

And the control process corresponding to the initial state is  $Control_{\uparrow, \square}$ . The following lemma illustrates the behaviour of control process.

**Lemma 5.** *Given an RTM  $\mathcal{M} = (\mathcal{S}_{\mathcal{M}}, \longrightarrow_{\mathcal{M}}, \uparrow_{\mathcal{M}})$ , for every transition rule  $(s, d, a, e, m, t) \in \longrightarrow_{\mathcal{M}}$ , we have the following corresponding transition sequence:*

$$Control_{s,d} \xrightarrow{a} (s, e)(\overline{write} \ e. \overline{m}. read(f). \overline{t}. \overline{f} \mid !S) \xrightarrow{\overline{write} \ e} \xrightarrow{\overline{m}} \xrightarrow{read \ f} \xrightarrow{*} Control_{t,f} .$$

Finally, for a given RTM  $\mathcal{M}$ , we associate with every configuration  $(s, \delta_L \check{d} \delta_R)$  a  $\pi$ -term  $M_{s, \delta_L \check{d} \delta_R}$ , which is a parallel composition of the specifications of its tape instance and control process. Let  $r = read, write, left, write$ , and we define

$$M_{s, \delta_L \check{d} \delta_R} = (r)(Control_{s,d} \mid Tape_{[m,n]}^i(d_{[m,n]})), \text{ where } d_{[m,n]} = \delta_L \check{d} \delta_R .$$

The following lemma concludes the behaviour of  $M_{s, \delta_L \check{d} \delta_R}$ .

**Lemma 6.** *Given an RTM  $\mathcal{M} = (\mathcal{S}_{\mathcal{M}}, \longrightarrow_{\mathcal{M}}, \uparrow_{\mathcal{M}})$ , for every configuration  $(s, \delta_L \check{d} \delta_R)$ , its transition  $(s, \delta_L \check{d} \delta_R) \xrightarrow{a} (t, \delta'_L \check{f} \delta'_R)$  corresponds to a transition*

$$M_{s, \delta_L \check{d} \delta_R} \xrightarrow{a} \xrightarrow{D}_b M_{t, \delta'_L \check{f} \delta'_R} .$$

*Proof.* Suppose the transition is resulted from the rule  $(s, d, a, e, m, t) \in \longrightarrow_{\mathcal{M}}$ , then according to Lemma 5, we have

$$M_{s, \delta_L \check{d} \delta_R} \xrightarrow{a} (r, s, e)(\overline{write} \ e. \overline{m}. read(f). \overline{t}. \overline{f} \mid !S \mid Tape_{[m,n]}^i(d_{[m,n]})) = M' .$$

Then we just prove that

$$M' \xrightarrow{D}_b (r, s, e)(\overline{m}. read(f). \overline{t}. \overline{f} \mid !S \mid Tape_{[m,n]}^i(d_m, \dots, d_{i-1}, e, d_{i+1}, \dots, d_n)) = M'' .$$

Using Lemma 4, we get

$$M' \xrightarrow{\tau} (r, s, e)(\overline{m}. read(f). \overline{t}. \overline{f} \mid !S \mid T') ,$$

where  $T' \xrightarrow{D}_b Tape_{[m,n]}^i(d_m, \dots, d_{i-1}, e, d_{i+1}, \dots, d_n)$ . Thus  $M' \xrightarrow{D}_b M''$  according to Lemma 3.

Hence, we can prove the whole statement by the above method.

**Theorem 2.** *Given an RTM  $\mathcal{M}$ , and let  $\mathcal{M}(\uparrow, \hat{\square})$  be the initial configuration of  $\mathcal{M}$ , we have*

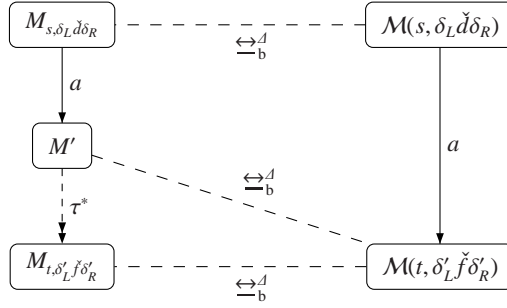
$$\mathcal{T}(M_{\uparrow, \hat{\square}}) \xrightarrow{D}_b \mathcal{T}(\mathcal{M}(\uparrow, \hat{\square}))$$

*Proof.* We establish a relation  $\mathcal{R} = \{(M_{s, \delta_L \check{d} \delta_R}, \mathcal{M}(s, \delta_L \check{d} \delta_R)) \mid s \in \mathcal{S}_{\mathcal{M}}, \delta_L \check{d} \delta_R \in \mathcal{D}_{\square}^*\}$ .

Using Lemma 6, it enough to show that  $\mathcal{R}$  is a branching bisimulation up to  $\xrightarrow{D}_b$  (see also Figure 3). Thus we get  $\mathcal{T}(M_{\uparrow, \hat{\square}}) \xrightarrow{D}_b \mathcal{T}(\mathcal{M}(\uparrow, \hat{\square}))$  by Lemma 2.

Thus we have the following expressiveness result for  $\pi$ -calculus.

**Corollary 1.** *For every executable transition system  $T$  there exists a  $\pi$ -term  $P$ , such that  $T \xrightarrow{D}_b \mathcal{T}(P)$ .*



**Fig. 3.** Bisimulation relation between  $M \in M_{s, \delta_L, \check{\delta}_R}$  and  $\mathcal{M}(s, \delta_L, \check{\delta}_R)$

## 4 Executability of $\pi$ -Calculus Process

We have proved that every executable behaviour can be specified in the  $\pi$ -calculus modulo divergence-preserving branching bisimilarity. We shall now investigate to what extent behaviour specified in the  $\pi$ -calculus is executable. Recall that we have defined executable behaviour as behaviour of an RTM. So, in order to prove that the behaviour specified by a  $\pi$ -term is executable, we need to show that the transition system associated with this  $\pi$ -term is behaviourally equivalent to the transition system associated with some RTM.

Note that there is an apparent mismatch between the formalisms of RTMs and  $\pi$ -calculus. On the one hand, the notion of RTM as we have defined it presupposes *finite* sets  $\mathcal{A}_\tau$  and  $\mathcal{D}_\square$  of actions and data symbols, and also the transition relation of an RTM is *finite*. As a consequence, we have observed, the transition system associated with an RTM is finitely branching, and, in fact, its branching degree is bounded by a natural number. (Note that this does not mean that RTMs cannot deal with data of unbounded size, but it has to be encoded using finitely many symbols.) The  $\pi$ -calculus, on the other hand, presupposes an infinite set of names by which an infinite set  $\mathcal{A}_\pi$  is generated. The transition system associated to a  $\pi$ -term by the structural operational semantics (see Fig. 1) may contain states with an infinite branching degree, due to the rules for input prefix and bound output prefix.

Observe, however, that the infinite branching caused by input prefix can be thought of as a technical device in the operational semantics to model the communication of an arbitrary name from one parallel component to another. The name that will be received, can either be a free name of the sending process (a value), or of a restricted name (a private channel). Since the sending parallel component will only have a finite number of free names, only finitely many values can be communicated. Although, technically speaking, according to the operational semantics, infinitely many distinct private channels may be communicated when an input prefix synchronises with a bound output prefix, the communicated private channel is not observable, and the resulting  $\pi$ -terms are all equated by  $\alpha$ -conversion, so the only observable effect of the interaction is that after the communication the sending and receiving parties share a private channel of which the name is irrelevant.

Our goal is to investigate to what extent the behaviour specified by an individual  $\pi$ -term is executable. Motivated by the above intuitive interpretation of interaction of a  $\pi$ -term with its environment, we assume that the behaviour specified by that  $\pi$ -term is executed in an environment that may offer data values from some presupposed finite set on its input channels. Furthermore, we assume that there is a facility for establishing a private channel between the  $\pi$ -term and its environment; such a facility could, e.g., be implemented using encryption, but we will abstract from the actual implementation of the facility. We define a restriction on the transition systems associated with  $\pi$ -terms that is based on these assumptions.

**Definition 8.** Let  $N' \subseteq N$  be a finite set of names, let  $\mathcal{A}'_\pi = \mathcal{A}_\pi - (\{xy \mid x \in N, y \notin N'\} \cup \{\bar{x}(z) \mid x, z \in N\})$ , and let  $P$  be  $\pi$ -term. The transition system associated with  $P$  restricted to a finite set of input names  $N'$ , denoted by  $\mathcal{T}^{N'}(P)$ , is a triple  $(\mathcal{S}_P^{N'}, \longrightarrow_P^{N'}, P)$ , obtained from  $\mathcal{T}(P) = (\mathcal{S}_P, \longrightarrow_P, P)$  as follows:

1.  $\mathcal{S}_P^{N'}$  is the set of states reachable from  $P$  by means of a transitions that are not labelled by  $xz$  for some  $z \notin N'$ ; and
2.  $\longrightarrow_P^{N'}$  is the restriction of  $\longrightarrow_P$  obtained by excluding all transitions labelled with  $xz$  for some  $z \notin N'$ , and relabelling all transitions labelled with  $\bar{x}(z)$  ( $x, z \in N$ ) to  $v\bar{x}$ , i.e.,

$$\longrightarrow_P^{N'} = (\longrightarrow_P \cap (\mathcal{S}_P^{N'} \times \mathcal{A}'_\pi \times \mathcal{S}_P^{N'})) \cup \{(s, v\bar{x}, t) \mid s, t \in \mathcal{S}_P^{N'}, s \xrightarrow{\bar{x}(z)}_P t\}.$$

Thus we have restricted the action labels for the transition system to a finite set, so the transition system in Definition 8 is effective. From Theorem 1(3), we conclude that the transition system associated with a  $\pi$ -term can be simulated by an RTM modulo (divergence-insensitive) branching bisimilarity.

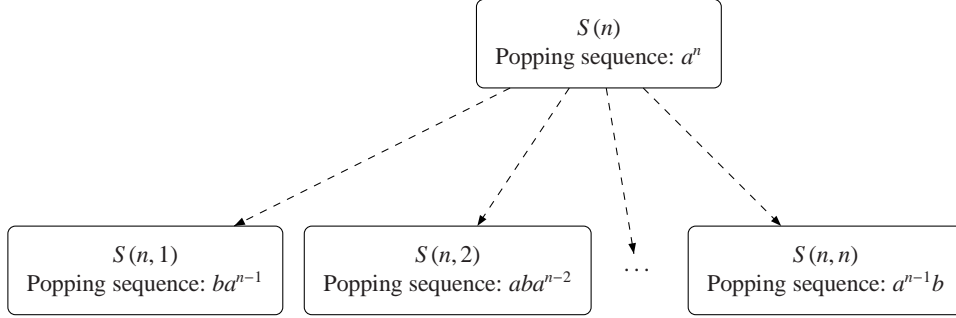
**Corollary 2.** For every transition system  $\mathcal{T}^{N'}(P)$  associated with a  $\pi$ -process  $P$  and restricted to a finite set of input names  $N'$ , there exists an RTM  $M$  such that  $\mathcal{T}^{N'}(P) \simeq_b \mathcal{T}(M)$ .

The following Example 1 illustrates the case that an unboundedly branching transition system associated with a  $\pi$ -process.

*Example 1.* Consider the  $\pi$ -process  $P$  defined as follows

$$\begin{aligned} C &\stackrel{\text{def}}{=} c(t, n, x).C(t, n, x) \\ C(t, n, x) &\stackrel{\text{def}}{=} \bar{t}\langle n, x \rangle + \text{flip}.\bar{c}\langle t, n, 0 \rangle \\ H &\stackrel{\text{def}}{=} h(t, n, x).H(t, n, x) \\ H(t) &\stackrel{\text{def}}{=} \text{inc}.\langle t' \rangle \bar{c}\langle t', t, 1 \rangle . \bar{h}t' + t(n, x).\bar{x}.\bar{h}n \\ P &\stackrel{\text{def}}{=} (c, h, u, t, n)(\overline{\text{flip}} \parallel \bar{c}\langle t, n, a \rangle \mid \bar{h}\langle t \rangle \mid !C \mid !H) \end{aligned}$$

The process  $P$  is initialized by a communication between  $I$  with  $!C$  and  $!H$ .  $!C$  generates a stack with a set of data cells, and  $!H$  generates the interface on the top of the stack. It has two public names: *pusha* results in pushing a new cell with datum  $a$  on



**Fig. 4.** A state  $S(n)$  with branching degree  $n$

the top, and  $\overline{pop}x$  results in popping the topmost cell. We use  $S(n)$  to denote the stack of  $n$  cells with datum  $a$ . The communication through channel  $u$  results in changing the datum in one of the cells to  $b$ . Here we use  $S(n, i)$  to denote the stack with  $n$  cells and the datum of the  $i$ -th cell is changed to  $b$ .

As shown in Figure 4, we have  $S(n) \xrightarrow{\tau} S(n, i)$  ( $i = 1, 2, \dots, n$ ). Moreover  $S(n, i) \not\leftrightarrow_b^A S(n, j)$  ( $i \neq j$ ), since they have different observable popping sequence. So we have  $\deg_{\leftrightarrow_b^A}(S(n)) \geq n$ . Thus for any natural number  $m$  there is some  $n > m$  s.t.  $\deg_{\leftrightarrow_b^A}(S(n)) > m$ , thus  $\mathcal{T}(P)$  is an unboundedly branching transition system modulo  $\leftrightarrow_b^A$ .

Even if we restrict the action labels to a finite set, we can not get a divergence-preserving simulation. The unboundedness of branching degree modulo  $\leftrightarrow_b^A$  for the transition system associated with  $\pi$ -calculus processes prevents us from applying Theorem 1(2).

Combining the positive result in Corollary 2 and restriction in Lemma 1, we get a conclusion for the executability of  $\pi$ -calculus definable LTS.

**Theorem 3.** *The transition system associated with a  $\pi$ -calculus restricted to a finite set of input names is executable modulo branching bisimilarity, but not divergence-preserving.*

## 5 Conclusions

In this paper, we investigated the relationship between the transition systems associated with reactive Turing machines and  $\pi$ -calculus. we showed that every executable transition system can be finitely specified using  $\pi$ -calculus modulo divergence-preserving branching bisimilarity, i.e.  $\pi$ -calculus is a reactive Turing powerful computation model. On the other hand, we proved that every  $\pi$ -calculus process can be simulated by a reactive Turing machine modulo branching bisimilarity, i.e. the executability of  $\pi$ -calculus.

We wish to answer a general question that what kind of systems are executable and what are not. According to the discussion in Section 4, The unboundedness or even infiniteness of branching degree prevent us from establishing the divergence-preserving



executability result. Nevertheless, divergence-preserving is one of the basic criterion for concurrent models. This result also leads to an interesting related work which is to find a clear boundary of executability between the reactive systems with divergent and without divergent.

## References

1. Abramsky, S.: The lazy lambda calculus. In: Research Topics in Functional Programming (1990)
2. Baeten, J., Bergstra, J., Klop, J.: On the consistency of Koomen's Fair Abstraction Rule. *Theoretical Computer Science* 51(12), 129 – 176 (1987), <http://www.sciencedirect.com/science/article/pii/0304397587900521>
3. Baeten, J., Luttik, B., van Tilburg, P.: Reactive Turing Machines. *Inform. Comput.* 231, 143–166 (2013)
4. Baeten, J.C.M., Basten, T., Reniers, M.A.: Process algebra: equational theories of communicating processes, vol. 50. Cambridge University Press (2010)
5. Busi, N., Gabbriellini, M., Zavattaro, G.: On the expressive power of recursion, replication and iteration in process calculi. *Mathematical Structures in Computer Science* 19(06), 1191–1222 (2009)
6. Eberbach, E.: The  $\$$ -calculus process algebra for problem solving: A paradigmatic shift in handling hard computational problems. *Theoretical Computer Science* 383(2), 200–243 (2007)
7. Fu, Y., Lu, H.: On the expressiveness of interaction. *Theoretical Computer Science* 411(1113), 1387 – 1451 (2010), <http://www.sciencedirect.com/science/article/pii/S0304397509008056>
8. van Glabbeek, R., Luttik, B., Trčka, N.: Branching bisimilarity with explicit divergence. *Fundamenta Informaticae* 93(4), 371–392 (2009)
9. van Glabbeek, R.J.: The linear time branching time spectrum II. In: *CONCUR'93*. pp. 66–81. Springer (1993)
10. van Glabbeek, R.J., Weijland, W.P.: Branching time and abstraction in bisimulation semantics. *Journal of the ACM (JACM)* 43(3), 555–600 (1996)
11. Goldin, D., Wegner, P.: The interactive nature of computing: Refuting the strong churchturing thesis. *Minds and Machines* 18(1), 17–38 (2008), <http://dx.doi.org/10.1007/s11023-007-9083-1>
12. Harel, D., Pnueli, A.: On the development of reactive systems. In: Apt, K. (ed.) *Logics and Models of Concurrent Systems*, NATO ASI Series, vol. 13, pp. 477–498. Springer Berlin Heidelberg (1985), [http://dx.doi.org/10.1007/978-3-642-82453-1\\_17](http://dx.doi.org/10.1007/978-3-642-82453-1_17)
13. Milner, R.: Functions as processes. In: Paterson, M. (ed.) *Automata, Languages and Programming*, Lecture Notes in Computer Science, vol. 443, pp. 167–180. Springer Berlin Heidelberg (1990), <http://dx.doi.org/10.1007/BFb0032030>
14. Milner, R., Parrow, J., Walker, D.: A calculus of mobile processes, I & II. *Information and computation* 100(1), 1–77 (1992)
15. Sangiorgi, D., Walker, D.: *The Pi-Calculus - a theory of mobile processes*. Cambridge University Press (2001)
16. Turing, A.M.: On computable numbers, with an application to the Entscheidungsproblem. *J. of Math* 58, 345–363 (1936)
17. Wegner, P.: Why interaction is more powerful than algorithms. *Commun. ACM* 40(5), 80–91 (May 1997), <http://doi.acm.org/10.1145/253769.253801>