

Hydrodynamics of phase transition fronts and the speed of sound in the plasma

Leonardo Leita^{*} and Ariel Mégevand[†]

IFIMAR (CONICET-UNMdP)

*Departamento de Física, Facultad de Ciencias Exactas y Naturales,
UNMdP, Deán Funes 3350, (7600) Mar del Plata, Argentina*

Abstract

The growth of bubbles in cosmological first-order phase transitions involves non-trivial hydrodynamics. For that reason, the study of the propagation of phase transition fronts often requires several approximations. A frequently used approximation consists in describing the two phases as being composed only of radiation and vacuum energy (the so-called bag equation of state). We show that, in realistic models, the speed of sound in the low-temperature phase is generally smaller than that of radiation, and we study the hydrodynamics in such a situation. We find in particular that a new kind of hydrodynamical solution may be possible, which does not arise in the bag model. We obtain analytic results for the efficiency of the transfer of latent heat to bulk motions of the plasma, as a function of the speed of sound in each phase.

1 Introduction

First-order phase transitions of the Universe generically lead to interesting phenomena and may have several observable consequences, such as topological defects [1], magnetic fields [2], the baryon asymmetry of the Universe [3], inhomogeneities [4], or gravitational waves (see, e.g., [5, 6, 7]). Most of these cosmological remnants depend on the disturbance produced in the plasma by the nucleation and expansion of bubbles. This fact has led to extensive studies of the hydrodynamics associated with the motion of bubble walls (see, e.g., [8, 9, 10, 11]), as well as investigations of the microphysics responsible for the friction of these walls with the plasma [12].

Studying the hydrodynamics of these phase transition fronts is a difficult task, and several approximations are generally needed in order to simplify the analysis. Thus, it is usual to study the propagation of a single phase transition front, disregarding some global aspects of the dynamics of the phase transition (e.g., the presence of other bubbles or the

^{*}Fellow of CONICET, Argentina. E-mail address: lleitao@mdp.edu.ar

[†]Member of CONICET, Argentina. E-mail address: megevand@mdp.edu.ar

cooling of the Universe). In addition, the wall is assumed to move at a constant velocity. This is in general a good approximation since a terminal velocity is reached in a very short time after nucleation. Other simplifications include considering symmetric bubble walls, e.g., spherical or planar walls. In the first stages of their expansion, the bubbles are indeed spherical. A planar wall should be a good approximation once bubbles reach a relatively large size. Assuming an infinitely thin wall is also a good approximation for the treatment of hydrodynamics. The phase on each side of this interface can be described using a phenomenological equation of state (EOS). A frequently used approximation for the equation of state is given by the bag EOS, which simplifies considerably the calculations and sometimes (e.g., in the case of a planar wall) even leads to analytical results.

The bag EOS corresponds to having only radiation and vacuum energy in both the high- and low-temperature phases, which we shall denote with a $+$ and a $-$, respectively. Therefore, this EOS depends on a few free parameters, namely, the vacuum energy densities ϵ_{\pm} (in general, $\epsilon_- = 0$ is assumed) and the radiation constants a_{\pm} , which are proportional to the Stefan-Boltzmann constant and the number of degrees of freedom in each phase. Besides being useful for analyzing general properties of the phase transition, the results obtained using the bag EOS can be applied to realistic models by calculating the values of the constants ϵ_{\pm} and a_{\pm} for such models. To do that, one has to identify, for a given model, the vacuum energy density and the radiation constant in each phase. Since in general the model will not consist of just vacuum energy and radiation, it will be necessary to define effective constants ϵ_{\pm} , a_{\pm} which will in fact depend on the temperature T . Needless to say, the definitions of $a_{\pm}(T)$ and $\epsilon_{\pm}(T)$ are ambiguous for a general system.

Nevertheless, in general one may set the values of the bag parameters so as to give the desired values of some relevant quantities (e.g., the latent heat, the critical temperature, etc.). However, the few free parameters of the bag EOS may fall short of describing all the desired features of the model under study. In particular, the hydrodynamics associated to the motion of bubble walls depends on the speed of sound in the plasma, which is given by

$$c_s^2 \equiv \frac{\partial p}{\partial e} \quad (1)$$

(we use natural units with $c = \hbar = k_B = 1$). For the bag model, the speed of sound is that of radiation in both phases, $c_{\pm} = 1/\sqrt{3}$. For a realistic model, however, c_s will be different in each phase. Moreover, in general we will have a temperature-dependent functions $c_{\pm}(T)$. As a consequence, the sound velocity will vary in space and time during the phase transition.

In this paper, we shall discuss to what extent the speed of sound may depart from the radiation value $c_s = 1/\sqrt{3}$ in a realistic model. As we shall see, in the low-temperature phase the speed of sound c_- may be significantly smaller than that value. We also wish to study the implications of having a different speed of sound in each phase. For that aim, we shall consider a family of models which can be regarded as the simplest generalization of the bag EOS. We obtain this phenomenological EOS by requiring it to give a constant speed of sound. The model is still simple enough to obtain analytical results for planar walls. We shall calculate, in particular, the kinetic energy in bulk motions of the fluid, after finding the different kinds of hydrodynamic solutions for the propagation of a phase transition front.

The plan is the following. In the next section we study the possible values of the speed of sound in a physical model and we discuss the shortcomings of using phenomenological equations of state as an approximation. In Sec. 3 we review the hydrodynamics involved in the propagation of phase transition fronts and we discuss on some ambiguities and some misleading definitions in the literature. In Sec. 4 we introduce our model family. We analyze the different kinds of phase transitions described by this model, and we study the hydrodynamics for each case. For the case $c_- < c_+$, we find a solution which does not arise for the bag EOS, namely, a Jouguet detonation which is subsonic with respect to the fluid in front of it, and as a consequence is preceded by a shock wave. We also calculate the fraction of the energy released at the phase transition which goes into bulk motions of the fluid. In Sec. 5 we study the dependence of this quantity on the speed of sound. We summarize our conclusions in Sec. 6, and we provide analytical results in two appendices: in App. A we give the equations for the fluid profiles, and in App. B we provide the integral of the kinetic energy density in the rarefaction region.

2 The equation of state

The free energy density \mathcal{F} of a system may depend on an order parameter ϕ . This generally happens in models with scalar fields, where \mathcal{F} is given by the finite-temperature effective potential, and ϕ is given by the expectation value of one or more of the scalar fields. The equilibrium state of the system corresponds to a minimum of the free energy. As a consequence, if the function $\mathcal{F}(\phi, T)$ has more than one minimum a cosmological phase transition may occur. A first-order phase transition occurs when two such minima coexist in a certain range of temperatures, separated by a free energy barrier. One of these minima is the absolute minimum at higher temperatures, while the other one becomes the absolute minimum at lower temperatures. Let us denote these minima $\phi_+(T)$ and $\phi_-(T)$, respectively (we shall use in general a “+” index for the high-temperature phase and a “−” index for the low-temperature phase). The critical temperature T_c is defined as that at which the two minima have exactly the same free energy density. Therefore, for $T > T_c$ the system is in the stable phase given by the minimum ϕ_+ , while for $T < T_c$ this phase becomes metastable. The phase transition typically develops via the nucleation and expansion of bubbles at a given temperature T_n which is lower than T_c , i.e., a certain amount of supercooling occurs before the phase transition begins (see, e.g., [13]).

The equation of state can be derived from the equilibrium free energy densities in each phase, given by $\mathcal{F}_+(T) \equiv \mathcal{F}(\phi_+(T), T)$ and $\mathcal{F}_-(T) \equiv \mathcal{F}(\phi_-(T), T)$. Thus, the pressure is given by $p = -\mathcal{F}$, the entropy density by $s = dp/dT$, the energy density by $e = Ts - p$, and the enthalpy by $w = e + p = Ts$. At the critical temperature the two phases have the same pressure, $p_+(T_c) = p_-(T_c)$. On the other hand, the energy, entropy and enthalpy are different in each phase, and we will have discontinuities at the phase transition. The latent heat is defined as the energy density discontinuity at the critical temperature, $L = \Delta e(T_c) = \Delta w(T_c) = T_c \Delta s(T_c)$. For a bubble expanding at $T = T_n$, an energy density $\Delta e(T_n) \simeq L$ is released at the phase transition fronts (bubble walls).

To simplify the treatment of hydrodynamics, the bag EOS is often considered,

$$\begin{aligned} e_+ &= a_+ T^4 + \epsilon_+, & e_- &= a_- T^4 + \epsilon_-, \\ p_+ &= \frac{1}{3} a_+ T^4 - \epsilon_+ & p_- &= \frac{1}{3} a_- T^4 - \epsilon_-, \end{aligned} \quad (2)$$

which corresponds to

$$\mathcal{F}_\pm(T) = \epsilon_\pm - \frac{1}{3} a_\pm T^4. \quad (3)$$

The interpretation of this equation of state is that, for $T > T_c$, we have a certain number of massless degrees of freedom (d.o.f.), which is proportional to the constant a_+ . Besides, the system is in a false vacuum. Therefore, we have a vacuum energy density ϵ_+ and a radiation energy density $a_+ T^4$. At $T = T_c$, a number degrees of freedom (proportional to $\Delta a = a_+ - a_-$) suddenly become very massive and disappear from the plasma. At the same time, a false vacuum energy density $\Delta\epsilon = \epsilon_+ - \epsilon_-$ is liberated.

In order to compare this approximation with a realistic case, let us consider a simple system in which some of the particles masses depend on a Higgs field ϕ , and the free energy density is given by the one-loop finite-temperature effective potential

$$\mathcal{F}(\phi, T) = V(\phi) + V_T(\phi), \quad (4)$$

where $V(\phi)$ is the renormalized zero-temperature effective potential and $V_T(\phi)$ is the finite-temperature correction [14]

$$V_T(\phi) = \sum_i (\pm g_i) T^4 \int \frac{x^2 dx}{2\pi^2} \log \left[1 \mp e^{-\sqrt{x^2 + \left(\frac{m_i}{T}\right)^2}} \right]. \quad (5)$$

where g_i is the number of degrees of freedom of particle species i , the upper sign corresponds to bosons and the lower sign to fermions, and m_i is the mass of the particle.

For $m_i = 0$, the species contributes a term $-c_i g_i (\pi^2/90) T^4$ to $V_T(\phi)$, where $c_i = 1$ for bosons and $7/8$ for fermions. On the other hand, for $m_i/T \gg 1$, the integral in Eq. (5) is exponentially suppressed, and the species gives a vanishing contribution. Thus, the bag EOS is obtained in the limit in which all the particles are very light in the high-temperature phase, i.e., $m_i(\phi_+)/T \simeq 0$, while some of the species acquire very large masses in the low-temperature phase, i.e., $m_i(\phi_-)/T \gg 1$, the rest of them remaining relativistic. Indeed, in such a case we have

$$\mathcal{F}_\pm(T) = V(\phi_\pm) - g_\pm \frac{\pi^2}{90} T^4, \quad (6)$$

where $g_+ = \sum_i c_i g_i$, with i running over all particle species, while $g_- = \sum_{i'} c_{i'} g_{i'}$, where i' runs only over the particles which remain light in the $-$ phase. In most cases of interest we have $\phi_+ = 0$, and $V(\phi_+)$ is a constant. In some cases, ϕ_- is close to its zero-temperature value, and is also approximately constant. Hence, we obtain Eq. (3), with $\epsilon_\pm = V(\phi_\pm)$ and $a_\pm = g_\pm \pi^2/30$. If any of the above conditions is not fulfilled, we expect some deviation from the bag EOS.

Since in general we have $\phi_+ = 0$, the masses $m_i(\phi_+)$ are constant in the $+$ phase. Thus, one expects a deviation from Eqs. (2-3) only for those particles with $m_i \sim T$ (otherwise

the particles either behave like radiation or disappear from the plasma). A measure of such a deviation is provided by the dimensionless quantity $c_+^2 = dp_+/de_+ = p'_+(T)/e'_+(T)$, where a prime indicates a derivative with respect to T . Assume, for instance, that we have a number g_{tot} of degrees of freedom, and only g of them have a (constant) mass m in the $+$ phase, the rest of them being massless. We obtain the sound velocity c_+ by integrating numerically Eq. (5) as a function of m/T . The result is shown in Fig. 1. The figure corresponds to the case of fermion d.o.f.; the boson contribution is qualitatively and quantitatively very similar. We see that, as expected, for very small or very large values of m/T we obtain the radiation result $c_+ = 1/\sqrt{3}$. Notice also that the departure from this value is never too large, even if a sizeable fraction of the degrees of freedom have a mass $m \sim T$.

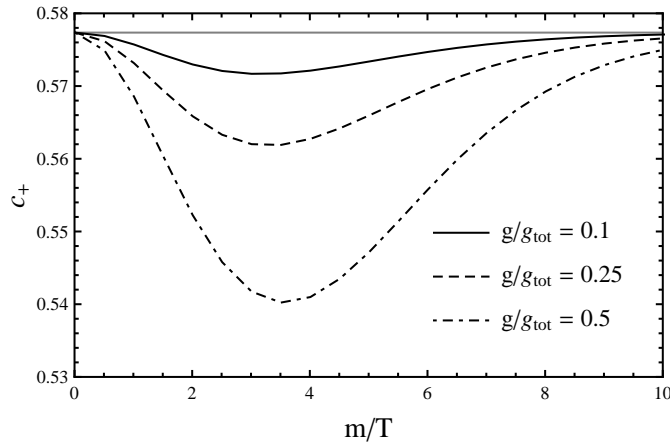


Figure 1: The speed of sound for a system with g_{tot} d.o.f., of which g have a constant mass m and the rest are massless. The horizontal line indicates the value $1/\sqrt{3}$.

On the other hand, in the low-temperature phase we have $\phi_- \sim T$ (unless the phase transition is very weakly first-order), and some of the masses will fulfill the relation $m(\phi_-) \sim T$. Moreover, in the general case the value of the minimum ϕ_- depends on the temperature. This will cause a model-dependent function $c_-(T)$. In the case $m_i \lesssim T$, we can expand Eq. (5) in powers of m_i/T . To quadratic order we have

$$V_T(\phi) = \sum_i g_i \left[-c_i \frac{\pi^2}{90} T^4 + \tilde{c}_i \frac{m_i^2}{24} T^2 \right], \quad (7)$$

where $\tilde{c}_i = 1$ for bosons and $1/2$ for fermions. Thus, for small $m_i(\phi_+)/T$ and moderate $m_i(\phi_-)/T$, we have

$$\mathcal{F}_+(T) = V(\phi_+) - g_+ \frac{\pi^2}{90} T^4, \quad (8)$$

$$\mathcal{F}_-(T) = V(\phi_-) - g_+ \frac{\pi^2}{90} T^4 + b T^2, \quad (9)$$

where $g_+ = \sum_i c_i g_i$, with i running over all particle species, and $b = \sum_{i'} g_{i'} \tilde{c}_{i'} m_{i'}^2(\phi_-)/24$, where i' runs only over particles which acquire a mass. Notice that the radiation component is the same in both phases, i.e., the term $\sim T^4$ is proportional to g_+ even in the

– phase. This is because the massive d.o.f. have not disappeared completely. On the other hand, we have a correction $\sim T^2$ to the radiation EOS. If we neglect the dependence of ϕ_- on T , we have $p_- = -\epsilon_- + a_+ T^4/3 - bT^2$, while in the + phase we may assume $p_+ = -\epsilon_+ + a_+ T^4/3$. In terms of the thermodynamical parameters T_c and L defined above, we have in this case

$$p_-(T) = p_+(T) + \frac{L}{2} \left(1 - \frac{T^2}{T_c^2}\right), \quad e_-(T) = e_+(T) - \frac{L}{2} \left(1 + \frac{T^2}{T_c^2}\right). \quad (10)$$

This approximation provides a simple EOS¹ with some interesting differences with respect to the bag EOS. One of them is a sound velocity $c_-(T) \neq 1/\sqrt{3}$.

The model (10) can be useful to study the effects of a temperature-dependent speed of sound on the hydrodynamics of phase transition fronts. However, despite the simplicity of the EOS, the space variation of temperature implies a space-dependent speed of sound which will make it difficult to avoid a numerical treatment. We shall address this issue elsewhere. In the present work we shall neglect the dependence of c_{\pm} on T . This is a reasonable approximation if the temperature only varies in a small range about T_c , which is true for most phase transitions². In contrast, since the equation of state may depart significantly from the bag EOS (particularly in the – phase), the values of c_{\pm} may depart from the bag value $c_s = 1/\sqrt{3}$. For the model (10) we have

$$c_- = \sqrt{\frac{1}{3}} \sqrt{\frac{1 - 3\alpha}{1 - \alpha}}, \quad (11)$$

where $\alpha = L/(4a_+ T^2 T_c^2)$. We thus see that this EOS gives $c_- < 1/\sqrt{3} = c_+$. For $T = T_c$, the parameter α is given by $\alpha_c = L/(4a_+ T_c^4) = \frac{1}{3}L/w_+(T_c)$. Thus, for instance, for $\alpha_c = 0.1$ we have $c_-(T_c) \simeq 0.51$.

The fact that the equation of state (10) can be obtained from the one-loop free energy through an expansion in powers of m/T rather than in the limit $m/T \gg 1$, indicates that this model may be more realistic than the bag in many physical situations. On the other hand, this EOS has essentially the same number of free parameters than the bag EOS, and therefore is in principle as limited as the latter in reproducing a general model. In order to consider general values of the quantities c_{\pm} , we will introduce in Sec. 4 a model for which these two quantities are free parameters.

In a general case, the temperature dependence of the minimum $\phi_-(T)$ can make the value of c_- depart significantly from that of c_+ , depending on details of the model. In order to explore the possible values of the speed of sound in a realistic case, we have considered the case of the electroweak phase transition, for a few extensions of the Standard Model (SM). The electroweak phase transition occurs at $T_c \sim 100\text{GeV}$. The number of SM degrees of freedom is $g_* \approx 107$. The Higgs-dependent masses are of the form $m_i = h_i \phi$ and we have $\phi_+ = 0$. Thus, in the high-temperature phase the particles are massless. In the low-temperature phase most of the particles remain effectively massless, since the couplings to the Higgs are $h_i \ll 1$ except for the top quark and the W and Z bosons.

¹A model of this form was already used in Ref. [15].

²Although some quantities are very sensitive to the departure of T from T_c (e.g., the bubble nucleation rate or the bubble wall velocity), this is not the case of the speed of sound.

In the SM the phase transition is weakly first-order, which means that $\phi_- \ll T$, but in extensions of the SM we may have strongly first-order phase transitions. We have considered models with extra bosons and fermions with masses of the form $m(\phi) = h\phi$ (for details on these models see Refs. [16, 17]).

In Fig. 2 we show the value of $c_-(T_c)$ as a function of the coupling h . The solid line which is closer to the value $c_- = 1/\sqrt{3}$ corresponds to adding to the SM a scalar field with $g = 2$ d.o.f. The other solid line corresponds to a scalar field with $g = 12$ d.o.f. The dashed-dotted lines correspond to extra fermions strongly coupled to the Higgs³. Again, we have considered $g = 2$ and $g = 12$ extra d.o.f., and the case $g = 2$ is that with the smaller departure from the radiation case. We have also considered a case of extra bosons and fermions (dashed line) with the same coupling h and the same number of d.o.f., $g = 12$.

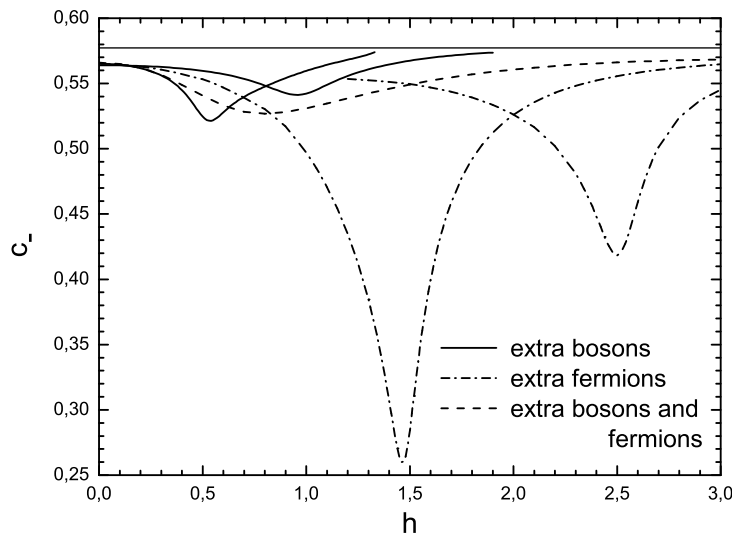


Figure 2: The speed of sound in the low-temperature phase of the electroweak phase transition, for some extensions of the Standard Model, as a function of the coupling of the extra particles to the Higgs. The horizontal line indicates the value $c_- = 1/\sqrt{3}$.

It is interesting to check that the speed of sound approaches the relativistic value in the two expected limits; namely, for small h and large h . Indeed, as $h \rightarrow 0$ the mass of the extra particle vanishes and the species behaves as radiation. The exact value $c_- = 1/\sqrt{3}$ is not reached in this limit since we still have the massive SM particles. For large h , the extra particles become very massive and decouple from the plasma. Besides, in some cases the phase transition becomes very strong, with large values of ϕ/T , and even the SM particles acquire large values of m/T (essentially, because T_c becomes small). This is why the solid lines in Fig. 2 quickly approach the value $c_- = 1/\sqrt{3}$ as h is increased. Indeed, for larger values of h than those considered in the figure, the phase transition becomes too strong and these models become unphysical.

We observe that the departure from the radiation EOS is more significant for the case of strongly coupled fermions. Nevertheless, notice that even with only two extra bosonic

³This model has also bosons with the same coupling but with higher masses due to ϕ -independent terms. Hence, these bosons are decoupled from the physics at $T = T_c$ [18].

d.o.f. we may have a departure from the radiation value which is comparable to the strongest of the cases considered in Fig. 1 for a constant mass. Such a difference between the possible values of c_- and c_+ is due to the temperature dependence of the minimum $\phi_-(T)$. This induces a temperature dependent mass $m(\phi_-(T))$ as well as a temperature dependent “vacuum” energy density $V(\phi_-(T))$. Both affect the value of $c_- = p'(T)/e'(T)$.

We thus conclude that in a realistic case we will most likely have $c_- < c_+ \simeq 1/\sqrt{3}$. In particular, the one-loop effective potential gives the sound velocity bound $c_s < 1/\sqrt{3}$. This seems to be a general bound for the speed of sound in any medium, including strongly coupled field theories like QCD [19], although there is no fundamental reason for this bound [20]. Regarding the relation $c_- < c_+$, although it is the most probable case, we may also have $c_- = c_+$ or even $c_- > c_+$. For instance, consider a particle species which has a mass given by $m^2(\phi) = m_0^2 + h^2\phi^2$. For $m_0 \sim T$ and h large enough we may have $m(\phi_+) \sim T$, $m(\phi_-) \gg T$. The contribution of this species alone to the effective potential can make the phase transition strongly first-order. On the other hand, in the $+$ phase this contribution will tend to lower the speed of sound from its radiation value, while in the $-$ phase the particle will disappear from the plasma, which may thus behave as radiation. In such a case we will have $c_+ < 1/\sqrt{3}$, $c_- \simeq 1/\sqrt{3}$.

The bag EOS has been often used as an approximation for realistic models. However, there is some ambiguity in the way to choose the bag free parameters for such an approximation. The computations using the bag EOS generally depend on the false-vacuum energy-density difference $\Delta\epsilon = \epsilon_+ - \epsilon_-$. For a general model, though, the quantity $\Delta\epsilon$ has no clear meaning at finite temperature. In particular, as already discussed, the quantity $\epsilon_-(T) = V(\phi_-(T))$ does not generally behave like vacuum energy density. With no loss of generality, we may write the total energy density in the form $e_\pm(T) = a_\pm(T)T^4 + \epsilon_\pm(T)$. However, such a separation is meaningless unless there is some criterion to choose the functions $a_\pm(T)$ and $\epsilon_\pm(T)$. Requiring that these functions provide a decomposition of the pressure in bag form, $p_\pm(T) = a_\pm(T)T^4/3 - \epsilon_\pm(T)$, as well as that of e_\pm above, one obtains [21]

$$a_\pm = 3w_\pm/(4T^4), \quad \epsilon_\pm = (e_\pm - 3p_\pm)/4. \quad (12)$$

These equations give an unambiguous definition of $a_\pm(T)$ and $\epsilon_\pm(T)$. However, the utility of this approach is not clear. In order to actually use the bag EOS, we need constant parameters. We may thus use, e.g. the values $a_\pm(T_c)$ and $\epsilon_\pm(T_c)$. For the bag to be a good approximation, the quantities $a_\pm(T)$ and $\epsilon_\pm(T)$ should be approximately constant.

Therefore, one may write the few bag parameters in terms of thermodynamic quantities which are well defined in any model. Since there is no single way of doing this, one may choose the physical quantities which are more relevant for a given calculation (rather than w_\pm and $e_\pm - 3p_\pm$). Several calculations using the bag EOS depend on the single variable $\alpha = \Delta\epsilon/(a_+T^4)$. This can be written (for the bag EOS) in the form $\alpha = L/(4a_+T^4)$. The latent heat L is well defined in any model. The same is often true for the radiation energy density $e_R = a_+T^4$ in the $+$ phase, but sometimes the temperature dependence is not of this form. For a general model, we may define a “thermal” energy density $e_R(T) = e_+(T) - \epsilon_+$ [16, 17], provided that the vacuum energy density $\epsilon_+ = V(\phi_+)$ is a constant for the $+$ phase. Thus, writing $\alpha = L/(4e_R)$, we have a means to calculate this variable for any model. A better solution would be to express α in the form $\alpha = (T_c/T)^4\alpha_c$, with $\alpha_c = \frac{1}{3}L/w_+(T_c)$. The parameters L and $w_+(T_c)$ are clearly defined in any model,

as well as the amount of supercooling T/T_c . If the given model is well approximated by the bag EOS, all these approaches should not give significant differences.

3 Hydrodynamics

The propagation of a phase transition front in the plasma causes reheating as well as bulk motions of the fluid. We will be mostly interested in these effects and not in the backreaction of the fluid disturbances on the wall.

3.1 Fluid equations

We will consider a bubble wall propagating with a constant velocity v_w . Away from the wall, which we assume to be infinitely thin, the plasma is a relativistic fluid characterized by its energy-momentum tensor

$$T^{\mu\nu} = (e + p) u^\mu u^\nu - p g^{\mu\nu}, \quad (13)$$

where e and p are the energy density and pressure in the local rest frame of the fluid element [22], and $u^\mu = \gamma(1, \mathbf{v})$, with $\gamma = 1/\sqrt{1-v^2}$, is the four-velocity field. The fluid equations are obtained from the conservation of $T^{\mu\nu}$,

$$\partial_\mu T^{\mu\nu} = 0. \quad (14)$$

The enthalpy and other quantities are discontinuous at the interface, and so will be the fluid velocity and temperature. The relations between variables in front and behind the wall (which we denote with subindexes $+$ and $-$, respectively) are obtained by integrating Eqs. (14) across the interface. For simplicity, we shall consider a planar wall moving towards the positive z direction, and a fluid velocity perpendicular to the wall. Hence, in the reference frame of the wall we have $v_x = v_y = 0$, and $v_z \equiv -v$. As a consequence, the fluid profile will have plane symmetry. The generalization to other wall geometries is straightforward [23, 24]. Thus, we have, in the wall frame, an incoming flow with velocity $-v_+$ and an outgoing flow with velocity $-v_-$, which are related by [22]

$$w_- v_-^2 \gamma_-^2 + p_- = w_+ v_+^2 \gamma_+^2 + p_+, \quad (15)$$

$$w_- v_- \gamma_-^2 = w_+ v_+ \gamma_+^2. \quad (16)$$

These equations are local and therefore are independent of the bubble shape, as long as v_\pm represents the component of the fluid velocity perpendicular to the interface⁴.

Eqs. (15-16), together with the EOS, determine v_+ as a function of v_- and T_+ . For a given T_+ we have in general two solutions for v_+ vs. v_- (we shall consider concrete examples in Sec. 4). Thus, the propagation of the front is classified according to these two kinds of solutions, called detonations and deflagrations. For detonations we have

⁴The equation for the components parallel to the wall are simply the continuity conditions for these components. The case of non-vanishing v_x, v_y is important when considering the hydrodynamic stability of the stationary motion [15, 22, 25, 26, 27].

$v_+ > v_-$. In the range $0 < v_- < 1$, the value of v_+ has a minimum at $v_- = c_-$, which is called the *Jouguet point*. The minimum value of v_+ is the Jouguet velocity v_J^{det} . The condition $v_+ > v_-$ implies $v_J^{\text{det}} > c_-$. For the bag EOS this implies also the condition $v_+ > c_+$. For deflagrations, in contrast, we have $v_+ < v_-$, and v_+ has a maximum value v_J^{def} at the Jouguet point $v_- = c_-$. We thus have $v_J^{\text{def}} < c_-$, which for the bag case is equivalent to $v_+ < c_+$. These hydrodynamic propagation modes are further divided into *weak* and *strong* solutions. The solution is called weak if the velocities v_+ and v_- are either both supersonic or both subsonic. Otherwise, the solution is called strong. It turns out that strong solutions are not possible in a cosmological phase transition (see Sec. 4).

Due to the motions of the fluid, discontinuities in the same phase may also arise, which are called *shock fronts* [22]. In the reference frame of a shock front, Eqs. (15-16) apply, only that we have the same EOS on both sides of the discontinuity. These equations give in particular the velocity of the shock front.

The equations for the fluid away from these discontinuities can also be derived from Eqs. (14), taking into account that the energy density and the pressure in Eq. (13) are further related by the EOS. The fluid equations can be written in terms of the dimensionless quantity $c_s^2 = dp/de$ (see, e.g., [23, 24]). Furthermore, the equations are considerably simplified by assuming the similarity condition [22], namely, that the fluid velocity and thermodynamical variables depend only on the ratio $\xi = z/t$, where t the time since bubble nucleation. This is justified because there is no characteristic distance scale in the equations. The similarity condition implies that any fixed point in the fluid profile moves with constant velocity ξ . This condition is compatible with a bubble wall moving with constant velocity. Thus, for a wall at position $z_w = v_w t$ and a shock front at position $z_{\text{sh}} = v_{\text{sh}} t$, the fluid profile will have discontinuities at $\xi_w = v_w$ and $\xi_{\text{sh}} = v_{\text{sh}}$.

For the planar case, the fluid equations give very simple solutions (see, e.g., [8, 23, 24]),

$$v(\xi) = \text{constant}, \quad (17)$$

$$v_{\text{rar}}(\xi) = \frac{\xi - c_s}{1 - c_s \xi}. \quad (18)$$

For the solution (17) we have an arbitrary constant which must be determined by boundary or matching conditions. In contrast, the solution (18) is fixed. It is a monotonically increasing function of ξ which vanishes at $\xi = c_s$. Physically, this solution corresponds to a rarefaction wave. The solution v_{rar} is valid in any inertial reference frame. We shall be interested in fluid profiles in the reference frame of the bubble center, where we have positive fluid velocities⁵ and this solution is only possible for $\xi > c_s$. For the solutions $v = \text{constant}$ we have constant enthalpy, while for the solution v_{rar} we have [22, 8, 23]

$$w = w_0 \exp \left[\int_{\xi_0}^{\xi} \left(\frac{1}{c_s^2} + 1 \right) c_s \gamma^2 \frac{dv}{d\xi} d\xi \right], \quad (19)$$

where $w_0 = w(\xi_0)$. From this equation we may obtain the temperature, since the EOS gives $w = w(T)$ and $c_s = c_s(T)$. Thus, in the general case we may insert Eq. (18) in Eq.

⁵In contrast, in the reference frame of the wall we have negative fluid velocities, and a negative part of the solution must be used [25]. There is another solution which we are not considering here, namely, $v(\xi) = (\xi + c)/(1 + c\xi)$. This solution may contribute to the fluid profile for a front propagating in the opposite direction (i.e., for values of $\xi < 0$).

(19) to obtain an equation for $T(\xi)$. Then, from $T(\xi)$ we readily obtain $c_s(\xi)$ from the EOS and, inserting $c_s(\xi)$ in Eq. (18), we finally obtain $v(\xi)$. The case of constant c_s is much simpler, since Eq. (18) already gives the velocity profile while Eq. (19) gives $w(v)$.

The fluid profiles must be constructed from these solutions, using the boundary conditions and the matching conditions (15-16). The boundary conditions are that the fluid velocity vanishes at $\xi = 0$ (i.e., at the center of the bubble) and at $\xi = 1$ (i.e., far in front of the wall). There is also a boundary condition for T , namely, that the temperature far in front of the wall is that at which the bubble nucleated, $T = T_n$. For the bag EOS there are three kinds of solutions, which we briefly review here (for an exhaustive construction of these solutions see Ref. [24]). In Sec. 4 we shall consider all the possible fluid profiles for a model which generalizes the bag EOS.

For the bag EOS, the Jouguet point $v_- = c_- = c_+$ separates weak from strong solutions. Thus, for weak or Jouguet detonations we have $v_+ > v_- \geq c_-$, and the incoming flow (in the wall frame) is always supersonic. As a consequence, the fluid in front of the wall is unperturbed by the latter. This means that the fluid velocity vanishes there and the temperature is given by the nucleation temperature. Hence, the wall is supersonic ($v_w = v_+ \geq v_J^{\text{det}}$).

On the other hand, for weak or Jouguet deflagrations we have $v_+ < v_- \leq c_-$. The incoming flow is thus subsonic, and we have a shock wave propagating in front of the wall. Relative to the fluid behind it, the wall moves at a velocity $v_- \leq c_-$. Nevertheless, such a wall may still be supersonic if the fluid behind it also moves with respect to the bubble center. Indeed, in such a case the wall velocity v_w is the relativistic sum of v_- and the velocity \tilde{v}_- of the fluid with respect to the bubble center. As a consequence, we have two kinds of deflagration solutions: a subsonic wall with velocity $v_w = v_- < c_-$, which is a weak deflagration, and a supersonic wall with $v_- = c_-$ and a rarefaction wave following it, which is a Jouguet deflagration. The supersonic Jouguet deflagration turns out to fill the range $c_- \leq v_w \leq v_J^{\text{det}}$.

It is evident that the discussion above (and, hence, the properties of the profiles) may suffer modifications in the case $c_+ \neq c_-$. For instance, for $c_+ > c_-$ we could in principle have a weak detonation ($v_+ > v_- \geq c_-$) which is subsonic with respect to the fluid in front of it ($v_+ < c_+$). In such a case, one expects that a supersonic shock front will propagate in front of the detonation front. We shall discuss this possibility in the context of a specific model in Sec. 4.

3.2 Distribution of the released energy

The energy density of the fluid is given by the 00 component of Eq. (13). In the present case it can be split in several forms,

$$T^{00}(v) = w\gamma^2 - p = (e + pv^2)\gamma^2 = e + wv^2\gamma^2. \quad (20)$$

The quantity appearing in the last term of the last member of Eq. (20),

$$e_v = w\gamma^2 v^2, \quad (21)$$

turns out to be relevant for the calculation of gravitational waves. Indeed, the gravitational radiation depends on the volume integral of this quantity [6]. Since we have

$T^{00}(v=0) = e$, we may write

$$e_v = T^{00}(v) - T^{00}(0). \quad (22)$$

As a consequence, it is usual to associate this quantity to the kinetic energy density in macroscopic motions of the fluid (see, for instance, [6, 21, 24, 29]). It is worth mentioning that, in the non-relativistic limit (i.e., for a non-relativistic gas and small v), the quantity e_v becomes ρv^2 instead of the expected result $\frac{1}{2}\rho v^2$. On the other hand, it is well known [22] that the total energy density $T^{00}(v)$ does give the expected limit $\rho + \frac{1}{2}\rho v^2$, where ρ is the mass density in the “laboratory” frame⁶. This discrepancy is due to the fact that e_v is given by the *difference* of two energy *densities*. Consider a given fluid element which has a volume $V(0)$ when it is at rest and a volume $V(v)$ when it moves with velocity v . If we define the kinetic energy of this fluid element as $E_{\text{kin}} = E(v) - E(0) = T^{00}(v)V(v) - T^{00}(0)V(0)$, then we could define the kinetic energy density as $e_{\text{kin}} = E_{\text{kin}}/V(v) = T^{00}(v) - \gamma T^{00}(0)$, which gives the correct non-relativistic limit⁷. However, such a definition of a density involving two different volumes is not satisfactory either. Since Eq. (20) provides a natural splitting of the total energy density into a velocity-independent part $e(T)$ and a part which vanishes for $v=0$, namely, the quantity e_v , in the relativistic context this quantity is more appropriate for quantifying the macroscopic kinetic energy of the fluid.

In any case, it is the quantity e_v the one which enters the calculation of gravitational waves. For the bag model, it is customary to define the *efficiency factor* [6]

$$\kappa = E_v / (\Delta \epsilon V_b), \quad (23)$$

where E_v is the space integral of Eq. (21) and V_b is the volume of the bubble. For a constant wall velocity and a fluid which satisfies the similarity condition, the numerator and the denominator in Eq. (23) have the same behavior with time. As a consequence, κ does not depend on time. For instance, in the planar wall approximation the bubble walls are at a distance $z_w = v_w t$ from a symmetry plane. The volume of the bubble is thus proportional to z_w , and the kinetic energy E_v is proportional $\int_0^\infty w v^2 \gamma^2 dz$. Taking into account that w and v depend only on $\xi = z/t$, we have

$$\kappa = \frac{1}{\Delta \epsilon v_w} \int_0^\infty w v^2 \gamma^2 d\xi. \quad (24)$$

We wish to point out a wrong interpretation of the factor κ (which does not necessarily lead to incorrect results, as long as the quantity $\kappa \Delta \epsilon$ is correctly used for the calculation of gravitational waves). According to Eq. (23), the factor κ gives the ratio of the kinetic energy to the released vacuum energy. The vacuum energy is often confused with the total available energy or latent heat (see, e.g., Ref. [6]). As a consequence, κ is generally interpreted as the fraction of the released energy which goes into bulk kinetic energy, and a fraction $1 - \kappa$ is supposed to go into thermal energy (see, e.g., [21]). However,

⁶In the non-relativistic limit, we have $p \rightarrow 0$ and $T^{00} \rightarrow e\gamma^2$, but e is the *proper* energy density, and we have $e \rightarrow \rho_p = \rho/\gamma$. This gives $T^{00}(v) \rightarrow \rho\gamma \rightarrow \rho(1 + \frac{1}{2}v^2)$. The same reasoning gives, for either of Eqs. (21-22) [taking into account that $T^{00}(0) \rightarrow \rho_p$], $e_v \rightarrow \rho_p v^2 = \rho v^2 + \mathcal{O}(v^4)$.

⁷In Ref. [30], the definition $e_{\text{kin}} = (1/2)wv^2\gamma^2$ is used, which also gives the correct limit and is proportional to e_v .

$\Delta\epsilon V_b$ is not the total energy released in the phase transition, since the internal energy of the system is not comprised of vacuum energy alone. For the bag EOS, the latent heat $L \equiv e_+(T_c) - e_-(T_c)$ is given by $L = 4\Delta\epsilon$; i.e., the released energy at $T = T_c$ is quite larger than $\Delta\epsilon V_b$. Hence, the proportion of energy which goes into increasing the thermal energy will be larger than $1 - \kappa$.

A more appropriate definition of the efficiency factor would thus be $\kappa = E_v/(LV_b)$. However, the phase transition does not occur exactly at $T = T_c$ since there is always a certain amount of supercooling. At a temperature $T_n < T_c$, the energy difference between the two phases is given by

$$\Delta e_n = e_+(T_n) - e_-(T_n) \quad (25)$$

rather than by $L = e_+(T_c) - e_-(T_c)$. Although the temperature T_n is in general very close to T_c , for an extremely supercooled phase transition occurring at $T_n = 0$ we would have $\Delta e_n = \Delta\epsilon$. For a bubble expanding at $T = T_n$, we may assume that the released energy is given by $\Delta e_n V_b$.

In practice, the temperature in the $-$ phase will never be given by the temperature T_n , since the energy that is released during the phase conversion at the bubble walls will cause reheating (in general, both inside and outside the bubble) as well as fluid motions. In a stationary state we have stationary profiles for the fluid temperature and velocity. Thus, as the bubble volume changes by δV_b , the energy difference $\Delta e_n \delta V_b$ goes instantaneously into maintaining the fluid profile. We will now show that the released energy $\Delta e_n V_b$ naturally splits into the energy E_v and a quantity ΔE_r which we may interpret as the energy used to reheat the plasma.

Consider energy conservation in a volume V which includes the bubble and the region of the fluid which is being perturbed. The energy in this volume is given by the integral of Eq. (20), $E_f = \int_V e + E_v$, while initially it was given by $E_i = e_+(T_n) V$. Neglecting for simplicity the loss of energy due to the adiabatic expansion, we have $E_f = E_i$, which gives

$$E_v + \int_V [e(T) - e_+(T_n)] = 0. \quad (26)$$

According to this equation, the integral $\int_V [e(T) - e_+(T_n)]$ is negative and cannot be interpreted as the energy which goes into reheating. Since the EOS is different in the two phases, it is convenient to separate this integral,

$$E_v + \int_{V_b} [e_-(T) - e_+(T_n)] + \int_{\bar{V}_b} [e_+(T) - e_+(T_n)] = 0. \quad (27)$$

where $\bar{V}_b = V - V_b$. The last integral in Eq. (27) quantifies the energy used to change the temperature from T_n to $T(\mathbf{x})$ in the $+$ phase. On the other hand, the first integral cannot be interpreted in this way, since it involves a change of phase. Subtracting and adding $e_-(T_n)$, we decompose this integral as $-\Delta e_n V_b + \int_{V_b} [e_-(T) - e_-(T_n)]$. The first of these two terms may be interpreted as the energy which the system has to lose to change phase at $T = T_n$, while the second quantifies the energy used to reheat the system from T_n to $T(\mathbf{x})$. Thus, Eq. (27) becomes

$$E_v + \Delta E_r = \Delta e_n V_b, \quad (28)$$

where

$$\Delta E_r = \int_{V_b} [e_-(T) - e_-(T_n)] + \int_{\tilde{V}_b} [e_+(T) - e_+(T_n)] \quad (29)$$

$$= \int_V [e(T) - e(T_n)]. \quad (30)$$

Taking into account Eq. (28), we define a new efficiency factor

$$\tilde{\kappa} = \frac{E_v}{\Delta e_n V_b}, \quad (31)$$

which quantifies the fraction of the released energy which goes into bulk motions. From Eq. (28) we have

$$1 - \tilde{\kappa} = \frac{\Delta E_r}{\Delta e_n V_b}. \quad (32)$$

which we interpret as the fraction of the released energy which goes into reheating⁸. For planar walls we have, in analogy to Eq. (24),

$$\tilde{\kappa} = \frac{1}{\Delta e_n v_w} \int_0^\infty w v^2 \gamma^2 d\xi. \quad (33)$$

Notice that $\tilde{\kappa}$ is model independent, since the quantity Δe_n is defined in any model, in contrast to the bag parameter $\Delta\epsilon$. For the bag EOS and for T_n close to T_c , we have the relation $\tilde{\kappa} \simeq \kappa/4$ (and $\Delta e_n \simeq L$).

A last comment on the interpretation of κ is worth. For the bag EOS, Eq. (26) may be rewritten in the form

$$E_v + \int_V \frac{3}{4} [w(T) - w_+(T_n)] = \Delta\epsilon V_b, \quad (34)$$

which leads to [21]

$$1 - \kappa = \frac{1}{\Delta\epsilon V_b} \int_V \frac{3}{4} [w(T) - w_+(T_n)]. \quad (35)$$

According to our discussion above, the integral in Eqs. (34-35) should not be interpreted as the reheating energy, which, according to our definition (29), can be similarly written as $\Delta E_r = \int_V \frac{3}{4} [w(T) - w(T_n)]$ (notice the absence of a + index in this expression). In Ref. [21] the integral in Eq. (35) is written as $\int \frac{3}{4} [w(T) - w_+(T_n)] = \int [e(T) - e_+(T_n)]$, which is then interpreted as the energy used to increase the thermal energy. However, this last equality is wrong and, in any case, we have, according to Eq. (26), $\int [e(T) - e_+(T_n)] = -E_v < 0$.

Apart from these interpretation issues, the quantity κ obtained using the bag EOS is useful (e.g., for the calculation of gravitational waves) because it is relatively easy to

⁸According to the discussion below Eq. (22), an alternative kinetic energy density $e_{\text{kin}} = wv^2\gamma^2 + e - \gamma e$ could be used, since the energy density e corresponds to the local rest frame of the fluid element. Similarly, we could use $\gamma e(T)$ instead of $e(T)$ in Eq. (30). This gives an alternative definition of ΔE_r which, together with $\int e_{\text{kin}}$, give an alternative splitting of $\Delta e_n V_b$ to that of Eq. (28).

calculate as a function of the quantities v_w and $\alpha_n = \Delta\epsilon/(a_+T_n^4)$ (see the next section). However, as discussed in previous sections, the quantity $\Delta\epsilon$ is not clearly defined in models other than the bag, and care must be taken in applying the result for $\kappa(v_w, \alpha_n)$. On the other hand, the definition (31) is as useful as Eq. (23) for applications. Indeed, the quantity E_v can be obtained either from $\kappa\Delta\epsilon V_b$ or from $\tilde{\kappa}\Delta e_n V_b$. For the bag EOS, the relation between these quantities is given by $\kappa/\tilde{\kappa} = \Delta e_n/\Delta\epsilon = 1 + 3T_n^4/T_c^4$. In the next section we shall calculate analytically $\tilde{\kappa}$ and Δe_n for the generalized version of the bag EOS.

4 A generalization of the bag EOS

We wish to take into account the possibility that the speed of sound has arbitrary values c_+ and c_- in each phase. However, for simplicity, we want to consider the case of constant c_{\pm} . This condition gives a model which is almost as simple as the bag EOS, but has an extra free parameter for each phase.

4.1 The model

The condition $\partial p/\partial e = c_s^2 = \text{constant}$ restricts the equation of state to the form $p = c_s^2 e + \text{constant}$. Using the relation $e + p = Ts$ with $s = dp/dT$, we find that e and p are necessarily given by

$$e = aT^\nu + \epsilon, \quad p = c_s^2 aT^\nu - \epsilon, \quad (36)$$

where a and ϵ are constants, and the exponent ν is given by

$$\nu = 1 + 1/c_s^2. \quad (37)$$

This is the most general EOS with a constant speed of sound.

A system described by this EOS has two components: a “vacuum” energy density (the constant ϵ) and a “thermal” energy density (the temperature dependent part aT^ν). The exponent ν can take any value between 2 (corresponding to $c_s = 1$) and ∞ (corresponding to $c_s = 0$). For $c_s^2 = 1/3$ we have $e = aT^4 + \epsilon$, i.e., vacuum energy plus radiation. For $c_s^2 \neq 1/3$, the coefficient a is dimensional. We could try to give an interpretation to this EOS by considering an effective, temperature-dependent radiation constant $a(T) = aT^{\nu-4}$. Such an interpretation might be useful if it provided a way to choose the value of ν so that $a(T)$ behaves in some physical manner. However, the general behavior of such an effective $a(T)$ is not clear a priori, as discussed in Sec. 2. As in the bag case, we may set the parameters so that they give the required values of physical quantities. In this case we can also set the speed of sound.

We wish to use equations of state of the form (36) to describe a phase transition. Therefore, we consider two phases. The bag EOS will be a particular case of this model, corresponding to $\nu = 4$ in both phases. For the moment, let us denote these phases with the indices 1 and 2. The system is thus described by

$$\begin{aligned} e_1 &= a_1 T^{\nu_1} + \epsilon_1, & e_2 &= a_2 T^{\nu_2} + \epsilon_2, \\ p_1 &= c_1^2 a_1 T^{\nu_1} - \epsilon_1, & p_2 &= c_2^2 a_2 T^{\nu_2} - \epsilon_2. \end{aligned} \quad (38)$$

The quantities ϵ_1 and ϵ_2 give the vacuum energy density of each phase. At very low temperatures, the stable phase will be the one with the lower value of ϵ , whereas at very high temperatures it will be that with the largest exponent ν . However, at intermediate temperatures, we may have different situations, depending on the values of the parameters. In order to identify phase + and phase - for these situations, we need to look more into the phase structure of this model.

4.2 Phase structure

The dynamics of the phase transition will depend on ϵ_1 and ϵ_2 only through the relative value $\epsilon_2 - \epsilon_1$. In particular, the critical temperature, i.e., that at which $p_1 = p_2$, is given by the equation

$$c_2^2 a_2 T_c^{\nu_2} - c_1^2 a_1 T_c^{\nu_1} = \epsilon_2 - \epsilon_1. \quad (39)$$

Without loss of generality, we shall consider $\nu_1 \leq \nu_2$.

Case A ($c_+ = c_-$). Let us consider first the case $\nu_1 = \nu_2$. In this case we may assume $\epsilon_1 < \epsilon_2$ without loss of generality. Thus, for $a_2 \leq a_1$ phase 1 is always the stable one (see Fig. 3). Hence, there will be a phase transition only if $a_2 > a_1$. For this phase transition, which we shall refer to as Case A, the situation is similar to that with the bag EOS. For $T > T_c$ we have $p_2(T) > p_1(T)$, whereas for $T < T_c$ we have $p_2(T) < p_1(T)$. Hence, phase 2 dominates at high temperature and phase 1 dominates at low temperature. We shall denote them with a “+” and a “-”, respectively. The speed of sound is the same in both phases, $c_+ = c_- \equiv c_s$, only that now we may have $c_s \neq 1/\sqrt{3}$. The critical temperature is given by $T_c = [\Delta\epsilon/(c_s^2 \Delta a)]^{1/\nu}$, with $\Delta a = a_+ - a_-$, $\Delta\epsilon = \epsilon_+ - \epsilon_-$. The latent heat is given by

$$L = \nu \Delta\epsilon = \nu c_s^2 \Delta a T_c^\nu. \quad (40)$$

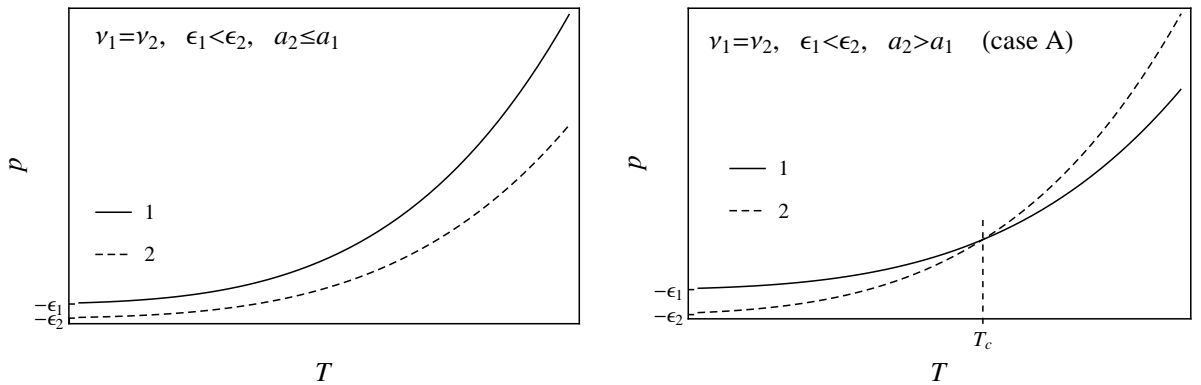


Figure 3: The pressure as a function of temperature for the two phases described by Eq. (38), with $\nu_1 = \nu_2$ and $\epsilon_1 < \epsilon_2$. For $a_2 > a_1$ the model has a phase transition.

Case B ($c_+ < c_-$). If the exponents are different, say, $\nu_1 < \nu_2$, we may have several situations, depending on the relative values of ϵ_1 and ϵ_2 . For $\epsilon_1 \leq \epsilon_2$ (see Fig. 4) there is a phase transition for any set of values of a_1 and a_2 , which occurs at a temperature given by Eq. (39). We shall refer to this phase transition as **Case B1**. We shall thus denote phase 2 (the high-temperature phase) with a “+” and phase 1 (the low-temperature phase) with a “−”. Therefore, we have $\nu_- < \nu_+$ and $c_+ < c_-$. The latent heat is given by

$$L = \frac{c_-^2 - c_+^2}{c_-^2} a_+ T_c^{\nu_+} + \nu_- \Delta\epsilon, \quad (41)$$

with $\Delta\epsilon \equiv \epsilon_+ - \epsilon_- = \epsilon_2 - \epsilon_1$. We have a first-order phase transition (i.e., $L > 0$) even in the case $\Delta\epsilon = 0$ (see Fig. 4, right panel). In fact, if we consider negative values of $\Delta\epsilon$, we still have a first-order phase transition, since we have $L > 0$ up to $\Delta\epsilon = -\frac{c_-^2 - c_+^2}{\nu_- c_-^2} a_+ T_c^{\nu_+}$ (see Fig. 5, left panel). This phase transition with $\Delta\epsilon < 0$ still corresponds to case B ($c_+ < c_-$), and we shall refer to it as **Case B2**.

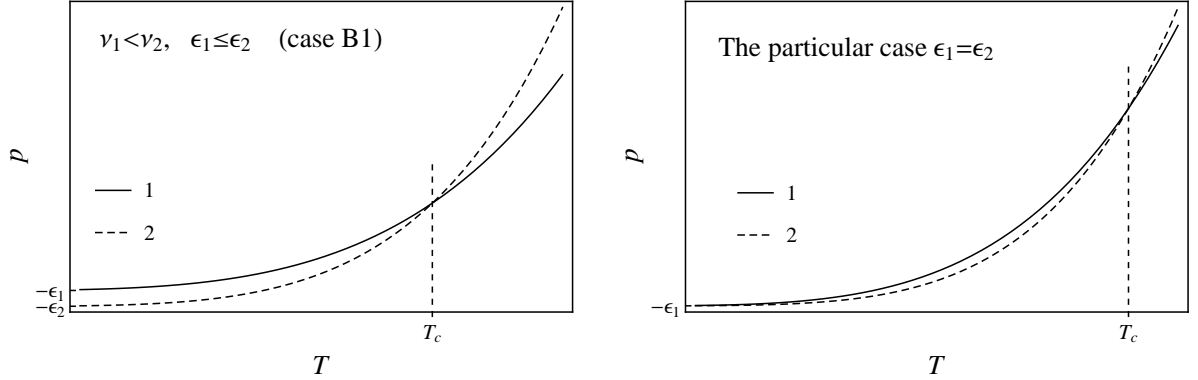


Figure 4: The pressure as a function of temperature for the two phases given by Eq. (38), with $\nu_1 < \nu_2$ and $\epsilon_1 \leq \epsilon_2$. There is a phase transition for any set of values of a_+ and a_- .

Case C ($c_- < c_+$). As can be seen in Fig. 5, for $\Delta\epsilon < 0$ we may have two phase transitions⁹, i.e., Eq. (39) may have two solutions T_c and T'_c . The phase transition at $T = T_c$ corresponds to case B2, and we shall refer to the phase transition at the smaller temperature T'_c as Case C. In case C, the phase transition is from phase 1 back to phase 2. Therefore, in this case we will denote phase 1 with a “+” and phase 2 with a “−”, i.e., the roles of the phases are inverted with respect to the phase transition at T_c . In particular, $\Delta\epsilon \equiv \epsilon_+ - \epsilon_- = \epsilon_1 - \epsilon_2$ is now positive. The latent heat is given by

$$L' = \frac{c_-^2 - c_+^2}{c_-^2} a_+ T_c'^{\nu_+} + \nu_- \Delta\epsilon. \quad (42)$$

This is the same expression as Eq. (41), but the critical temperature is now given by the other solution of Eq. (39), and we have $\Delta\epsilon > 0$, $c_-^2 - c_+^2 < 0$, while in Eq. (41) we

⁹In such a case, as the temperature of the Universe decreases we have, first, a phase transition at $T = T_c$ and, then, a second phase transition at $T = T'_c$.

had $\Delta\epsilon < 0$, $c_-^2 - c_+^2 > 0$. Case C is characterized by the relation $c_- < c_+$. This phase transition exists for $\nu_1 < \nu_2$ and $\epsilon_1 > \epsilon_2$, provided that $\epsilon_1 - \epsilon_2$ is not too large, as can be appreciated in Fig. 5. For $\epsilon_1 - \epsilon_2 = 0$, we have $T'_c = 0$ (Fig. 4, right panel). As we increase $\epsilon_1 - \epsilon_2$, the two phase transitions approach each other, ending in a single point (Fig. 5, right panel). This occurs for¹⁰

$$(\epsilon_1 - \epsilon_2)_{\max} = \left[\left(\frac{\nu_1}{\nu_2} \right)^{\nu_1} \frac{(c_1^2 a_1)^{\nu_2}}{(c_2^2 a_2)^{\nu_1}} \right]^{\frac{1}{\nu_2 - \nu_1}} \frac{\nu_2 - \nu_1}{\nu_2}. \quad (43)$$

For higher values of $\epsilon_1 - \epsilon_2$, there is no phase transition.

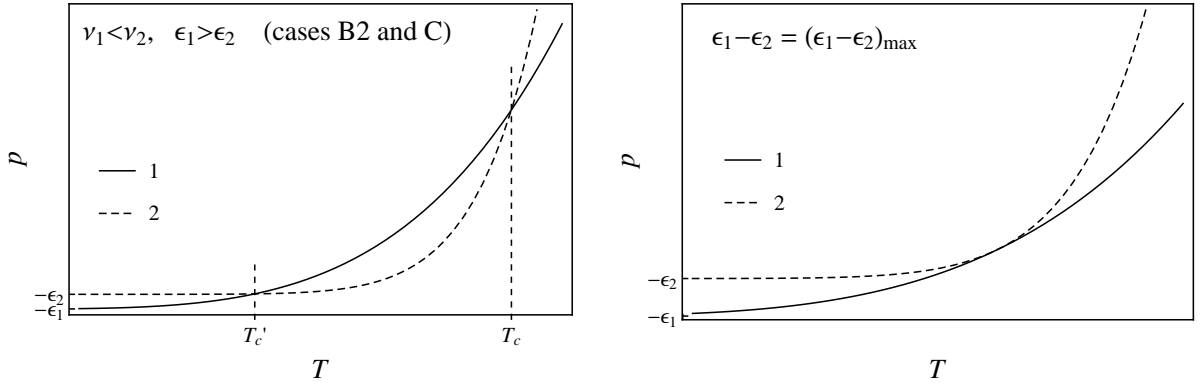


Figure 5: The pressure as a function of temperature for the two phases described by Eq. (38), with $\nu_1 < \nu_2$ and $\epsilon_1 > \epsilon_2$. Under the conditions of Eq. (43), there are two phase transitions.

It is important to note that this simple EOS, just like the bag EOS, will not describe a physical model in the whole temperature range. For instance, in the case $\nu_1 < \nu_2, \epsilon_1 > \epsilon_2$, we have two phase transitions, namely, from phase 2 to phase 1, and then back to phase 2. Although two-step phase transitions are possible in Cosmology (see, e.g., [31]), they will involve in general three different phases. In spite of this, each of the cases above might provide useful approximations for real phase transitions, at least in the small temperature range in which the phase transition occurs. In particular, from the discussion of Sec. 2 it seems likely that in a realistic case we will have $c_- < c_+$, which is described in our model by case C (the phase transition at $T = T'_c$). If extrapolated to higher temperatures, our model would give another phase transition at $T = T_c$ (case B2), but this will not occur in the physical model which is being approximated at $T = T'_c$.

4.3 Hydrodynamics at the phase transition front

Let us consider a moving bubble wall like in section 3, and denote with subindexes “+” and “−” the values of the fluid velocity just in front and just behind the wall discontinuity, respectively. The interface conditions (15-16) give the relation (in the reference frame of

¹⁰This expression can be obtained by demanding, besides the equation $p_1 = p_2$ for the critical temperature, the condition $s_1 = s_2$ (i.e., $dp_1/dT = dp_2/dT$).

the wall)

$$v_+ = \frac{q \left(\frac{v_-}{2} + \frac{c_-^2}{2v_-} \right) \pm \sqrt{q^2 \left(\frac{v_-}{2} + \frac{c_-^2}{2v_-} \right)^2 - (1 + \alpha_+) (c_+^2 - \alpha_+)}}{1 + \alpha_+}, \quad (44)$$

where

$$q = \frac{1 + c_+^2}{1 + c_-^2} \quad (45)$$

and

$$\alpha_+ = \frac{\Delta \epsilon}{a_+ T_+^{\nu_+}}, \quad (46)$$

with

$$\Delta \epsilon = \epsilon_+ - \epsilon_-. \quad (47)$$

This is the generalization of the well known relation for the bag EOS [8]. Detonations correspond to the $+$ sign and deflagrations to the $-$ sign. Notice that for $\alpha_+ > c_+^2$ we only have detonations. The velocity v_+ has an extremum at $v_- = c_-$, given by $v_+ = v_J$, where

$$v_J^{\text{det}}(\alpha_+) = \frac{qc_- \pm \sqrt{q^2 c_-^2 - (1 + \alpha_+) (c_+^2 - \alpha_+)}}{1 + \alpha_+} \quad (48)$$

is the Jouguet velocity. Notice that, if we regard c_{\pm} as fixed parameters of the model, the curves of v_+ vs v_- will depend only on the temperature-dependent variable α_+ , like in the bag case. The relation between w_- and w_+ is readily obtained from Eq. (16),

$$w_-/w_+ = (v_+ \gamma_+^2) / (v_- \gamma_-^2). \quad (49)$$

This ratio also depends only on α_+ . We shall now analyze the relation between v_+ and v_- for the three kinds of phase transitions described above (namely, cases A, B, and C).

4.3.1 Case A: $c_- = c_+$

Case A is the simplest generalization of the bag EOS. There is a single speed of sound, $c_+ = c_- \equiv c_s$ (i.e., a single parameter $\nu = \nu_+ = \nu_-$), and we have $q = 1$. We plot v_+ vs v_- in Fig. 6 for several values of α_+ . The left panel corresponds to the bag case $c_s = 1/\sqrt{3}$. The general structure of the curves is similar for any value of c_s . Upper curves ($v_+ > c_s$) correspond to detonations and lower curves ($v_+ < c_s$) correspond to deflagrations. Weak detonations correspond to $v_- > c_s$ while weak deflagrations correspond to $v_- < c_s$.

In this simple case, the variable α_+ is directly related to the strength of the phase transition (since $\Delta \epsilon$ is proportional to the energy density discontinuity L),

$$\alpha_+ = \frac{L/\nu}{a_+ T_+^{\nu}} = c_s^2 \frac{\Delta a}{a_+} \left(\frac{T_c}{T_+} \right)^{\nu}. \quad (50)$$

For a fixed T_+ , higher values of α_+ correspond to stronger phase transitions, i.e., to higher values of L or Δa , whereas for weakly first-order phase transitions (small L and Δa) we will have a small α_+ . Besides, α_+ increases as T_+ decreases, i.e., as the amount of supercooling increases. Therefore, we expect strong departures from equilibrium for

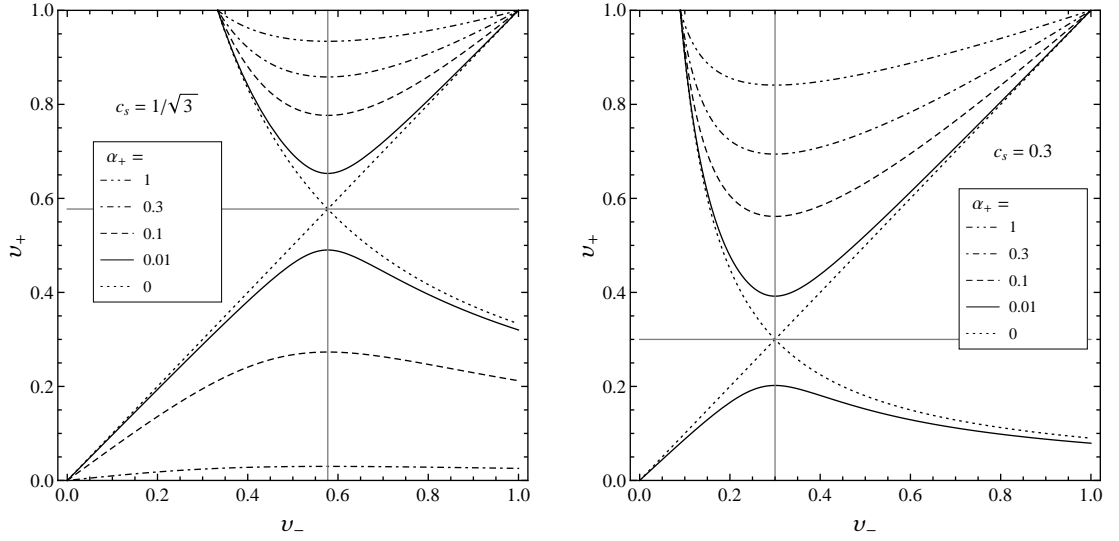


Figure 6: v_+ vs v_- for the case $c_+ = c_-$. The horizontal and vertical gray lines indicate the values $v_{\pm} = c_{\pm}$.

high values of α_+ and smaller departures for small α_+ . This is reflected in Fig. 6. The higher the value of α_+ , the higher the difference between v_+ and v_- . This means that, as expected, perturbations caused by the wall on the fluid are stronger for stronger phase transitions. On the contrary, for $\alpha_+ \rightarrow 0$, the curves (in the weak regions) approach the line of $v_+ = v_-$.

Although a small T_+ implies a strong supercooling, the converse is not true, as there may be reheating in front of the wall (i.e., $T_+ > T_n$). Thus, in some cases we may have $T_+ \simeq T_c$ and even $T_+ > T_c$. In any case, T_+ will never be much higher than T_c . Notice that the exact point $T_+ = T_c$, which corresponds to the value $\alpha_+ = c_s^2 \Delta a / a_+ \equiv \alpha_c$, is not a special case for hydrodynamics according to Eqs. (44-48). For $T_+ \ll T_c$ (strong supercooling) we may have $\alpha_+ \gg 1$, while for $T_+ \approx T_c$ (small or moderate supercooling) the value of α_+ will depend essentially on the parameter L/w_+ . In the limit $\alpha_+ = 0$ the detonation curve and the deflagration curve touch each other at the Jouguet point. In principle, this limit would correspond to a second-order phase transition (since $L = \Delta a = 0$). However, if we consider a fixed T_c and take this limit, then we are left with a single phase (see Fig. 3). Hence, in this limit the model gives no phase transition at all.

4.3.2 Case B: $c_- > c_+$

A peculiarity of case B is that we may have $\Delta\epsilon < 0$ and, thus, $\alpha_+ < 0$. Nevertheless, according to Eq. (41), in this case $\Delta\epsilon$ is no longer proportional to the latent heat. Therefore, it is not directly related to the strength of the phase transition. As a consequence, in the limit $\alpha_+ = 0$ we will still have a first-order phase transition with $L > 0$. This can be seen also in Fig. 4 (right panel). We may write

$$\alpha_+ = \frac{L/\nu_-}{a_+ T_+^{\nu_+}} - \frac{c_-^2 - c_+^2}{1 + c_-^2} \left(\frac{T_c}{T_+} \right)^{\nu_+}. \quad (51)$$

The curves of v_+ vs v_- for this case are plotted in Fig. 7. Black curves correspond to positive values of α_+ (case B1), while red curves correspond to negative values of α_+ (case B2).

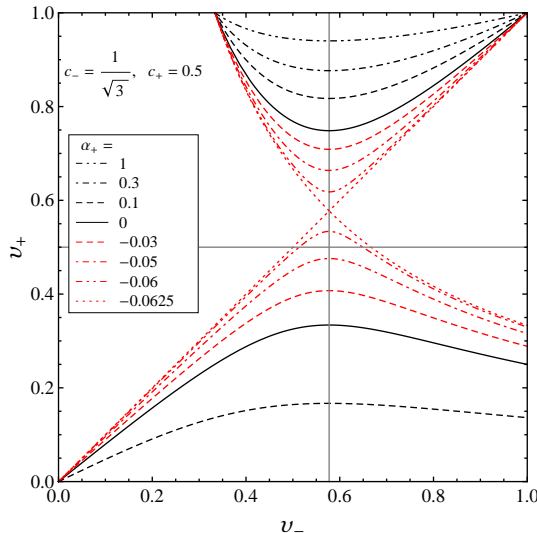


Figure 7: v_+ vs v_- for $c_- > c_+$. The horizontal and vertical grey lines indicate the values $v_{\pm} = c_{\pm}$.

As in case A, different curves may correspond either to different values of the parameters or to different values of the variable T_+ , due to the dependence on a single parameter combination (namely, the variable α_+). Case B1 ($\Delta\epsilon > 0$) behaves pretty much like case A. Namely, high values of α_+ correspond either to large values of L or large amounts of supercooling. As a consequence, a large α_+ gives a large difference between v_+ and v_- , and the strength of hydrodynamics decreases as α_+ decreases. However, the limit $\alpha_+ = 0$ still corresponds to a finite L and nothing relevant happens to the hydrodynamics¹¹. In this limit, case B1 matches case B2. In case B2 ($\Delta\epsilon < 0$) the strength of the hydrodynamics continues decreasing for decreasing α_+ , which is now negative. The limit of an extremely weak hydrodynamics (corresponding to the limiting curve $v_+ = v_-$), is achieved for $\alpha_+ = \alpha_w$, where

$$\alpha_w = -(c_-^2 - c_+^2)/(1 + c_-^2). \quad (52)$$

Although ϵ_{\pm} is the energy density of false vacuum, the interpretation of $\Delta\epsilon$ as the vacuum energy that is released in the phase transition is far from clear, as well as that of $a_+T_+^{\nu_+}$ as radiation or thermal energy. Thus, a more physical variable, rather than α_+ , would be the ratio of physical quantities L/w_+ . Eq. (51) shows that α_+ depends separately on L/w_+ and the amount of supercooling T_c/T_+ (in contrast, for case A we have $\alpha_+ \propto L/w_+$). We define the parameter

$$\bar{L} \equiv \frac{L}{w_+(T_c)} = \frac{L}{(1 + c_+^2)a_+T_c^{\nu_+}}. \quad (53)$$

¹¹For $\alpha_+ = 0$, the relations v_+-v_- and w_+-w_- do not depend on the value of T_+ . However, other discontinuities will not be given by the single combination of parameters α_+ . For instance, the relation between T_- and T_+ , must be obtained from $w_{\pm} = (1 + c_{\pm}^2)a_{\pm}T_{\pm}^{\nu_{\pm}}$.

In terms of physical quantities, the weak limit $\alpha_+ = \alpha_w$ is obtained for

$$1 - \left[\frac{T_w}{T_c} \right]^{\nu_+} = \frac{c_-^2(1 + c_+^2)}{c_-^2 - c_+^2} \bar{L}, \quad (54)$$

which implies $T_w < T_c$. This means that the dotted curves in Fig. 7 will be obtained not only in the limit $L = 0$, but also with $L > 0$ for a certain amount of supercooling. Thus, for case B2 the strength of hydrodynamics decreases as the supercooling increases. This is because the second critical temperature T'_c is approached. As a consequence, the hydrodynamics may become rather strange (in comparison to the more familiar behavior of case A) near the limiting value $\alpha_+ = \alpha_w$. Notice, in particular, that for deflagrations we may have $v_+ > c_+$, which never occurs in case A. Although it would be interesting to study the hydrodynamics for T_+ close to T_w , we will now argue that it is unlikely that a physical system would actually reach such a situation.

Supercooling occurs because there is a barrier between the minima ϕ_{\pm} of the free energy $\mathcal{F}(\phi, T)$. It is important to remark that our phenomenological model only describes the thermodynamical quantities *at the minima* and does not have information on the barrier separating them. Nevertheless, we may guess some information on the possible amount of supercooling from the separation of the values $\mathcal{F}_{\pm}(T) = \mathcal{F}(\phi_{\pm}(T), T)$. At the critical temperature T_c , the two minima are degenerate, i.e., $\mathcal{F}_-(T_c) = \mathcal{F}_+(T_c)$, and nucleation is impossible. Below T_c , ϕ_- becomes the absolute minimum of \mathcal{F} , and phase + becomes metastable. Thus, we have $\mathcal{F}_-(T) < \mathcal{F}_+(T)$. In general, as T descends and the value $\mathcal{F}_-(T)$ moves away from $\mathcal{F}_+(T)$, the barrier between the minima gets shorter and nucleation becomes more probable. Bubble nucleation will effectively begin when a certain amount of supercooling is reached, such that the barrier is small enough and the values $\mathcal{F}_{\pm}(T)$ are separated enough. In some cases it may happen that the barrier never gets small enough and the system remains stuck in the metastable phase. In our case B2, the barrier cannot become arbitrarily small, since there is another first-order phase transition at temperature T'_c . Below a certain temperature T_s , $\mathcal{F}_-(T)$ and $\mathcal{F}_+(T)$ approach each other again, since at $T = T'_c$ the free energy is again degenerate (see Fig. 8). As this happens, the nucleation becomes less probable, since at $T = T'_c$ it is not possible at all. Hence, we expect that, if bubble nucleation does not begin by the time T decreases below T_s , then the phase transition will never happen.

Thus, the temperature T_s is a physical bound for the nucleation temperature T_n . The maximum separation of the values $\mathcal{F}_{\pm}(T)$ is given by the condition $s_1(T_s) = s_2(T_s)$. This gives

$$T_s^{\nu_2 - \nu_1} = \frac{1 + c_1^2 a_1}{1 + c_2^2 a_2}. \quad (55)$$

It is not difficult to show that we will always have $T_w < T_s$, as indicated in Fig. 8. Defining $\alpha_s = \Delta\epsilon/(a_+ T_s^{\nu_+})$ and using the condition (43) for $|\Delta\epsilon|$ and Eq. (52) for α_w , we readily obtain $|\alpha_s| < |\alpha_w|$. This implies that $T_s > T_w$. Moreover, the weak-hydrodynamics limit $T_s = T_w$ is only reached at the maximum of $|\Delta\epsilon|$, i.e., in the limit $L = 0$, in which the phase transitions disappear (Fig. 5, right panel). We will assume that the nucleation temperature fulfills $T_n \geq T_s$ and, hence, we will not worry about getting close to the weak limit in case B.

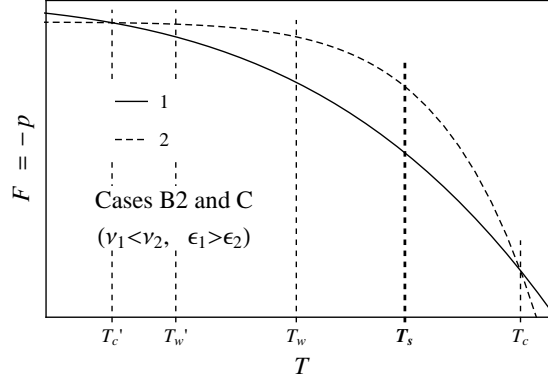


Figure 8: The free energy density $\mathcal{F}(T) = -p(T)$ corresponding to the left panel of Fig. 5.

4.3.3 Case C: $c_- < c_+$

For the phase transition at temperature T_c' we have $c_- < c_+$, with $c_- = c_2$ and $c_+ = c_1$. In this case we have $\Delta\epsilon > 0$ (see Fig. 5) and, hence, the variable $\alpha_+ \equiv \Delta\epsilon/(a_+T_+^{\nu_+})$ is always positive. Nevertheless, the weak-hydrodynamics limit is reached in this case for a positive value¹²,

$$\alpha'_w = (c_+^2 - c_-^2)/(1 + c_-^2). \quad (56)$$

We may write the variable α_+ as

$$\alpha_+ = \frac{L'/\nu_-}{a_+T_+^{\nu_+}} + \frac{c_+^2 - c_-^2}{1 + c_-^2} \left(\frac{T_c'}{T_+} \right)^{\nu_+}. \quad (57)$$

The curves of v_+ vs v_- for this case are plotted in Fig. 9.

Like in case B2, we see that the hydrodynamics may become unfamiliar near the weak limit. As can be seen in Figs. 6, 7 and 9, in the detonation and deflagration curves the value of v_+ is bounded by c_- rather than by c_+ . This is because this bound is given by the conditions $v_+ = v_J(\alpha_+)$ (the extremum of v_+) and $v_+ = v_-$ (the weak limit). The former condition corresponds to $v_- = c_-$ and, hence, the latter gives $v_+ = c_-$. In the present case, since the speed of sound is higher in the $+$ phase, we may have detonations with $v_+ < c_+$, as can be observed in Fig. 9. This would correspond to detonations which are subsonic with respect to the fluid in the $+$ phase. Such subsonic detonations are in principle possible near the weak limit. It can be seen that this limit corresponds to a temperature $T_w' > T_c'$, as indicated in Fig. 8. Indeed, writing Eq. (56) in terms of physical quantities, we have

$$\left[\frac{T_w'}{T_c'} \right]^{\nu_+} - 1 = \frac{c_-^2(1 + c_+^2)}{c_-^2 - c_+^2} \bar{L}' > 0. \quad (58)$$

These detonations, for which the incoming flow is subsonic, will be preceded by a shock wave which reheats the fluid in front of the wall. Hence, we do not have the familiar restriction $T_+ = T_n < T_c$.

¹²Although Eqs. (52) and (56) seem the same, the subindexes \pm have different meanings in each case. We have $\alpha_w = -(c_1^2 - c_2^2)/(1 + c_1^2)$ and $\alpha'_w = (c_1^2 - c_2^2)/(1 + c_2^2)$. Notice that the numerators are opposite and the denominators are just different.

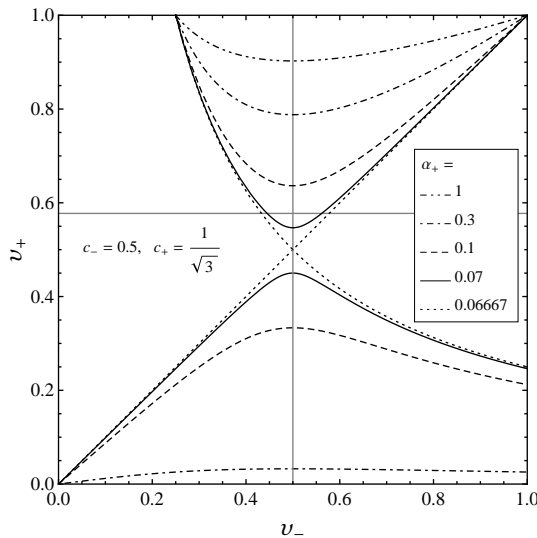


Figure 9: v_+ vs v_- for $c_- < c_+$. The horizontal and vertical grey lines indicate the values $v_{\pm} = c_{\pm}$.

4.4 The shock discontinuity

Let us now consider a shock front. The discontinuities of the fluid variables at this front are given by Eqs. (15-16). We shall use the index 1 for fluid variables behind the shock and the index 2 for variables in front of the shock. Thus, in the shock frame we have an incoming velocity $-v_2$ and an outgoing velocity $-v_1$. Eqs. (15-16) can be written in the form [22]

$$v_1 v_2 = \frac{p_2 - p_1}{e_2 - e_1}, \quad \frac{v_1}{v_2} = \frac{e_2 + p_1}{e_1 + p_2}. \quad (59)$$

Since the EOS is the same on both sides of the discontinuity, these give

$$v_1 v_2 = c_s^2, \quad \frac{v_1}{v_2} = \frac{T_2^\nu + c_s^2 T_1^\nu}{T_1^\nu + c_s^2 T_2^\nu}. \quad (60)$$

Notice that the first of Eqs. (60) implies that, in the frame of the shock front, one of the fluid velocities is subsonic and the other supersonic.

It is possible to obtain important constraints on the fluid velocities by requiring the entropy of a fluid element to increase as it passes through a discontinuity surface (see, e.g., [9]). In particular, for the shock discontinuity it can be shown that $v_1 < c_s < v_2$ (see, e.g., [24]). In the frame of the bubble center, the fluid velocities on each side of the shock front are given by $\tilde{v}_{1,2} = (v_{\text{sh}} - v_{1,2})/(1 - v_{\text{sh}}v_{1,2})$. Hence, the condition $v_1 < v_2$ implies $\tilde{v}_1 > \tilde{v}_2$, i.e., the fluid velocity must have a negative jump. Due to the boundary condition of vanishing fluid velocity far behind the wall (i.e., at the bubble center), such a negative jump can only occur in front of the wall (see Ref. [24] for a detailed discussion). Therefore, *a shock front can only propagate in front of the phase transition front.*

On the other hand, in front of the shock we have $\tilde{v}_2 = 0$ (unless there is another source of fluid motions, such as the wall of another bubble). Hence, the shock front propagates

with a velocity given by $v_{\text{sh}} = v_2$. Therefore, the first of Eqs. (60) gives the relation

$$\tilde{v}_1 = \frac{c_+^2}{1 - c_+^2} \frac{v_{\text{sh}}^2/c_+^2 - 1}{v_{\text{sh}}}, \quad (61)$$

where we have taken into account the fact that the shock propagates in the $+$ phase. Equivalently, we have

$$v_{\text{sh}} = \frac{1 - c_+^2}{2} \tilde{v}_1 + \sqrt{\left(\frac{1 - c_+^2}{2} \tilde{v}_1\right)^2 + c_+^2}. \quad (62)$$

These equations show that the shock front is supersonic, $v_{\text{sh}} > c_+$. On the other hand, the second of Eqs. (60) gives the relation

$$\frac{T_1^{\nu_+} - T_2^{\nu_+}}{\sqrt{T_1^{\nu_+} + c_+^2 T_2^{\nu_+}} \sqrt{T_2^{\nu_+} + c_+^2 T_1^{\nu_+}}} = \frac{\tilde{v}_1}{c_+}. \quad (63)$$

This shows that the fluid is reheated behind the shock front, i.e., $T_1 > T_2$. Equivalently, we have

$$\left(\frac{T_2}{T_1}\right)^{\nu_+} = \frac{c_+^2(1 - v_{\text{sh}}^2)}{v_{\text{sh}}^2 - c_+^4}. \quad (64)$$

4.5 Fluid profiles

The solutions of the fluid equations are quite simple if the speed of sound is a constant. In order to avoid confusion, we shall denote with a tilde fluid velocities in the reference frame of the bubble center. Thus, according to Eqs. (17-18), we have either constant solutions or the rarefaction solution

$$\tilde{v}_{\text{rar}}(\xi) = \frac{\xi - c_-}{1 - c_- \xi}. \quad (65)$$

We have set $c_s = c_-$ for the rarefaction, since this solution is physically possible only behind the wall (assuming the wall is the only source of fluid motions). For constant \tilde{v} we have constant enthalpy density, while for the rarefaction w is given by Eq. (19),

$$w_{\text{rar}} = w_0 \exp \left[\nu_- c_- \int_{\tilde{v}_0}^{\tilde{v}_{\text{rar}}} \frac{d\tilde{v}}{1 - \tilde{v}^2} \right] = w_0 \left(\frac{1 - \tilde{v}_0}{1 + \tilde{v}_0} \frac{1 + \tilde{v}_{\text{rar}}}{1 - \tilde{v}_{\text{rar}}} \right)^{\frac{c_- \nu_-}{2}}, \quad (66)$$

where the values $w_0 = w(\xi_0)$ and $\tilde{v}_0 = \tilde{v}(\xi_0)$ must be chosen according to the boundary and matching conditions. Inserting Eq. (65) in Eq. (66), we obtain

$$\frac{w_{\text{rar}}}{w_0} = \left(\frac{1 - c_-}{1 + c_-} \frac{1 - \tilde{v}_0}{1 + \tilde{v}_0} \frac{1 + \xi}{1 - \xi} \right)^{c_- \nu_- / 2}. \quad (67)$$

The boundary conditions are that the fluid velocity vanishes far behind and far in front of the wall, and that the temperature far in front of the wall is given by the nucleation

temperature T_n [therefore, the enthalpy density is given by $w_n = w_+(T_n)$]. On the other hand, we have matching conditions for the wall and shock fronts.

The values of the fluid velocity just in front and just behind the phase transition discontinuity at $\xi_w = v_w$ are given by

$$\tilde{v}_{\pm} = \frac{\xi_w - v_{\pm}}{1 - \xi_w v_{\pm}}, \quad (68)$$

where v_{\pm} are related by Eq. (44). We may also have a shock front at a position $\xi_{\text{sh}} = v_{\text{sh}} > \xi_w$, i.e., in the $+$ phase. In front of the shock the fluid velocity vanishes, $\tilde{v}_2 = 0$, while behind the shock the fluid velocity is given by Eq. (61). The shock velocity v_{sh} and the fluid velocity \tilde{v}_1 can be obtained as functions of the temperature using Eq. (64). In front of the shock we generally have $T_2 = T_n$, and behind it $T_1 = T_+$ (see below). Therefore, we have the relation

$$\frac{c_+^2(1 - v_{\text{sh}}^2)}{v_{\text{sh}}^2 - c_+^4} = \frac{w_n}{w_+} = \frac{\alpha_+}{\alpha_n}, \quad (69)$$

with

$$\alpha_n \equiv \Delta\epsilon/(a_+ T_n^{\nu_+}). \quad (70)$$

We will now consider the different kinds of profiles which can be constructed using these solutions and conditions. To help the construction, it is useful to plot the solutions for $\tilde{v}(\xi)$ together with the curve of points $(\xi_{\text{sh}}, \tilde{v}_1)$. The latter is given by Eq. (61) with $v_{\text{sh}} = \xi_{\text{sh}}$. In Fig. 10 we consider this plot for the three types of phase transitions discussed above, namely, $c_+ = c_-$ (case A), $c_+ < c_-$ (case B), and $c_+ > c_-$ (case C).

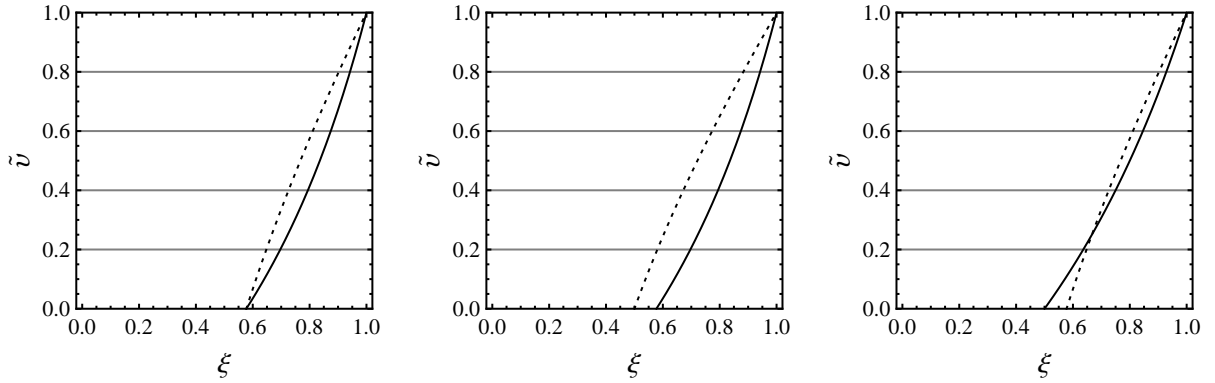


Figure 10: The solution $\tilde{v}_{\text{rar}}(\xi)$ (solid lines) and the curve of points $(\xi_{\text{sh}}, \tilde{v}_1)$ (dotted lines), for $c_+ = c_- = 1/\sqrt{3}$ (left panel), $c_+ = 0.5, c_- = 1/\sqrt{3}$ (central panel), and $c_+ = 1/\sqrt{3}, c_- = 0.5$ (right panel). We have indicated also some of the constant solutions.

4.5.1 The traditional detonation

The boundary condition of a vanishing fluid velocity far in front of the wall can only be achieved through a discontinuity. This discontinuity may be either the phase transition front or a shock front. In the former case, we have $\tilde{v}_+ = 0$, i.e., the fluid is unperturbed in

front of the wall. Let us first consider this case. Therefore, we have $v_w = v_+$, and behind the wall we must have a velocity $\tilde{v}_- > 0$. Thus, we have $\tilde{v}_- > \tilde{v}_+$ and, hence, $v_+ > v_-$. Therefore, the hydrodynamical process is a *detonation*.

As we have seen, for a detonation we always have $v_+ > c_-$. As a consequence, the wall is supersonic with respect to the bubble center, $v_w > c_-$. Behind the wall, the fluid velocity must decrease from \tilde{v}_- to 0 in order to fulfill the boundary condition at the bubble center. Since we have $\xi_w > c_-$, this can be accomplished by using the rarefaction solution (see Fig. 10). We show this construction in Fig. 11. The rarefaction solution matches the value $\tilde{v} = 0$ at $\xi = c_-$ and the value \tilde{v}_- at a point ξ_0 given by

$$\xi_0 = \frac{\tilde{v}_- + c_-}{1 + \tilde{v}_- c_-}. \quad (71)$$

This profile requires the condition $\tilde{v}_- \leq v_{\text{rar}}(\xi_w)$. The equality corresponds to a limiting profile like the one shown in the right panel of Fig. 11. This condition is equivalent to $v_- \geq c_-$. This means that the detonation is either a *weak detonation*, with $v_- > c_-$ and $v_w > v_J^{\text{det}}(\alpha_+)$, or a *Jouguet detonation* with velocity $v_w = v_J^{\text{det}}(\alpha_+)$. A strong detonation cannot exist since its profile cannot be formed. For the Jouguet detonation, we have $\xi_0 = \xi_w$.

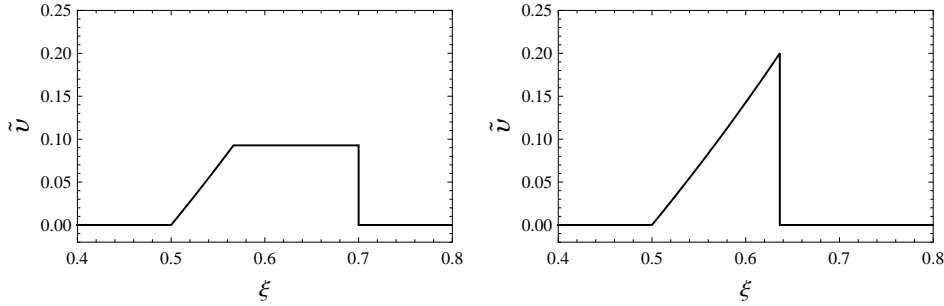


Figure 11: The fluid velocity profile for a weak detonation wall with velocity $v_w = 0.7 > v_J^{\text{det}}(\alpha_n)$ (left panel) and a Jouguet detonation with velocity $v_w = v_J^{\text{det}}(\alpha_n) \simeq 0.64$ (right panel), for the case $c_+ = 1/\sqrt{3}$, $c_- = 0.5$, and for $\alpha_n = 0.1$.

The plots shown in Fig. 11 correspond to case C. For the other two cases the shapes of the profiles are similar (including those of case B with negative values of α_n). The value of \tilde{v}_- can be obtained as a function of the wall velocity and the nucleation temperature as follows. Since in this case the fluid is unperturbed in front of the wall, we have $\alpha_+ = \alpha_n$. Therefore, the value of v_- can be obtained as a function of v_w and α_n by inverting Eq. (44) (see appendix A). Then, \tilde{v}_- is given by $\tilde{v}_- = (v_w - v_-)/(1 - v_w v_-)$. The enthalpy profile between c_- and ξ_0 is given by Eq. (67), with boundary conditions $\tilde{v}_0 = \tilde{v}_-$ and $w_0 = w_-$ at $\xi = \xi_0$. The value of w_- is related to $w_+ = w_n$ through Eq. (49),

$$w_- = \frac{v_w \gamma_w^2}{v_- \gamma_-^2} w_n. \quad (72)$$

From Eqs. (36) and (70), we have

$$w_n = (1 + c_+^2) a_+ T_n^{\nu_+}. \quad (73)$$

For concrete applications, though, it may be more useful to leave the results in terms of w_n .

4.5.2 The traditional deflagration

If the phase transition front is subsonic with respect to the bubble center, $\xi_w < c_-$, we must have $\tilde{v}_- = 0$, since the solution v_{rar} cannot be used to match the boundary condition at $\xi = 0$, and neither can exist a shock discontinuity with a positive velocity jump. In this case we have $\tilde{v}_+ > 0$, which implies $v_+ < v_-$, and the process is a *deflagration*. Furthermore, the condition $\tilde{v}_- = 0$ implies $v_- = v_w < c_-$, and we have a *weak deflagration*. In the limiting case $v_w = c_-$, we have a Jouguet deflagration.

A look at Fig. 10 shows that, in front of the wall, the only possible solution is a constant $\tilde{v} = \tilde{v}_+$, and the profile must end in a shock front. This profile is shown in Fig. 12. The plots correspond to case C. The shapes of the profiles are similar for the other two cases. For case B the profiles tend to be thinner and taller, as can be expected from Fig. 10. Physically, this happens because the shock front in that case propagates at a relatively lower velocity. As can be seen in the figure, for weak deflagrations the shock velocity is close to the speed of sound, $v_{\text{sh}} \simeq c_+$.

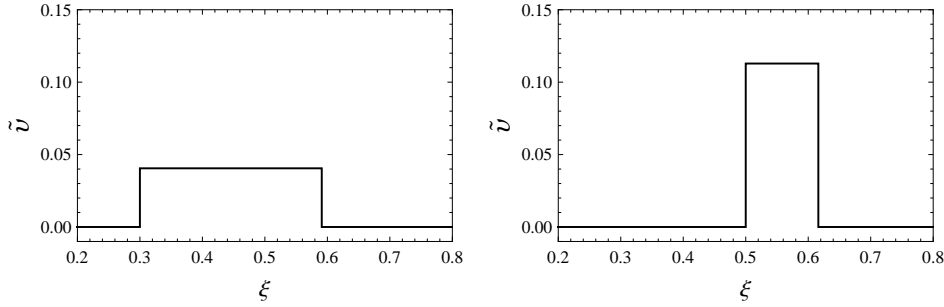


Figure 12: The fluid velocity profiles for a weak deflagration front with a velocity $v_w = 0.3 < c_-$ (left panel) and for a Jouguet deflagration with velocity $v_w = c_-$ (right panel), for the case $c_+ = 1/\sqrt{3}$, $c_- = 0.5$, and for $\alpha_n = 0.1$.

The value of \tilde{v}_+ and the shock position ξ_{sh} can be obtained as functions of v_w and α_n as follows. In the first place, ξ_{sh} has a one to one relation with \tilde{v}_1 from Eqs. (61-62), and the latter is given by $\tilde{v}_1 = \tilde{v}_+$. It is easy to obtain \tilde{v}_+ as a function of v_w and α_+ , since we have $\tilde{v}_+ = (v_w - v_+)/ (1 - v_w v_+)$, and v_+ is given by Eq. (44) as a function of α_+ and $v_- = v_w$. We only need to determine the amount of reheating, i.e., the value of α_+ as a function of α_n . This is given by Eq. (69). Hence, we can eliminate the variable α_+ and obtain an equation for \tilde{v}_+ as a function of α_n and v_w (see appendix A). The enthalpy in the shock-wave region is given by $w_+/w_n = \alpha_n/\alpha_+$. On the other hand, the enthalpy behind the wall is given by $w_-/w_+ = (v_+ \gamma_+^2)/(v_w \gamma_w^2)$.

This profile can also be constructed for a supersonic wall. However, in this case the condition $\tilde{v}_- = 0$ implies a strong deflagration ($v_- > c_-$), which is known to be unstable [15, 25].

4.5.3 The supersonic deflagration

The above kinds of solutions correspond to wall velocities in the ranges $v_w > v_J^{\text{det}}(\alpha_n)$ or $v_w < c_-$. In general, there is a gap between these two values. In Ref. [28] it was shown that supersonic deflagrations exist. The hydrodynamic solution consists of a Jouguet deflagration, and the wall is preceded by a shock front and is followed by a rarefaction wave. Thus, the wall moves at the speed of sound with respect to the fluid behind it, $v_- = c_-$. However, since the fluid has a velocity \tilde{v}_- with respect to the bubble center, the wall velocity is given by $v_w = (c_- + \tilde{v}_-)/(1 + c_- \tilde{v}_-) > c_-$. For the bag EOS, this kind of solutions fill the velocity gap between c_- and $v_J^{\text{det}}(\alpha_n)$, and there are no other solutions.

To see this, notice that the condition $\tilde{v}_+ = 0$ leads to the weak detonation as discussed above, while the condition $\tilde{v}_- = 0$ leads to the weak deflagration. Hence, we must look for solutions with both $\tilde{v}_+ > 0$ and $\tilde{v}_- > 0$. The latter is possible if $\xi_w > c_-$, so that we can use the rarefaction wave to fulfill the condition $\tilde{v} = 0$ far behind the wall. The profile must also have a shock discontinuity at some point $\xi_{\text{sh}} > \xi_w$ in order to fulfill the boundary condition $\tilde{v} = 0$ far in front of the wall. To construct the profile we have, on the one hand, the condition $\tilde{v}_- \leq v_{\text{rar}}(\xi_w)$, like in the weak detonation case. On the other hand, we have the condition $\tilde{v}_+ = \tilde{v}_1$ between ξ_w and ξ_{sh} , like in the weak deflagration case. For the bag EOS we have to look at the left panel of Fig. 10 (case A). Then, we see that the above conditions give $\tilde{v}_- \leq v_{\text{rar}}(\xi_w) < \tilde{v}_1(\xi_{\text{sh}}) = \tilde{v}_+$. This implies $v_- > v_+$, i.e., the solution must be a *deflagration*. Besides, the condition $\tilde{v}_- \leq v_{\text{rar}}(\xi_w)$ implies $v_- \geq c_-$. Since a strong deflagration is unstable [15, 25], the only possibility here is $v_- = c_-$. Hence, this profile corresponds to a *Jouguet deflagration*.

The profile is shown in Fig. 13. The Jouguet condition $v_- = c_-$ implies that $\tilde{v}_- = v_{\text{rar}}(\xi_w)$, i.e., the rarefaction wave begins at the wall. The value of \tilde{v}_- is given by $\tilde{v}_- = (v_w - c_-)/(1 - v_w c_-)$. The value of \tilde{v}_+ is given by

$$\tilde{v}_+ = \frac{v_w - v_J^{\text{def}}(\alpha_+)}{1 - v_w v_J^{\text{def}}(\alpha_+)}, \quad (74)$$

and α_+ is given by Eq. (69) as a function of α_n and \tilde{v}_+ . The two equations can be solved to obtain \tilde{v}_+ as a function of α_n (see appendix A). Then we can use Eq. (62) to obtain the shock position ξ_{sh} . The enthalpy in the shock-wave region is given, like in the weak deflagration case, by $w_+/w_n = \alpha_n/\alpha_+$. On the other hand, the enthalpy behind the wall is given by Eq. (67), with boundary conditions $\tilde{v}_0 = \tilde{v}_-$ and $w_0 = w_-$ at $\xi = \xi_w$. The value of w_- is related to w_+ through

$$w_- = \frac{v_+ \gamma_+^2}{c_- \gamma_-^2(c_-)} w_+. \quad (75)$$

As we increase the wall velocity, the wall position $\xi_w = v_w$ approaches the shock position ξ_{sh} . As a consequence, the maximum wall velocity for this kind of solution is obtained for $\xi_w = \xi_{\text{sh}}$. For case A, it can be shown that in this limit the wall velocity coincides with that of the Jouguet detonation $v_J^{\text{det}}(\alpha_n)$. Thus, supersonic Jouguet deflagrations fill the gap between weak deflagrations and weak detonations. This solution exists also in cases B and C. However, in case C it does not fill the gap between c_- and $v_J^{\text{det}}(\alpha_n)$, since there is still another kind of solution.

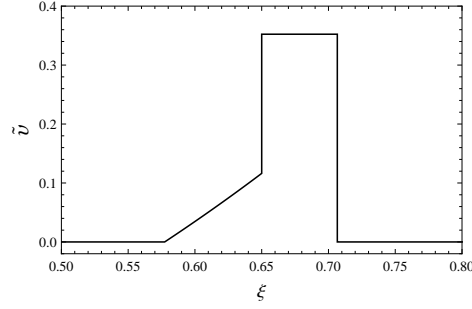


Figure 13: The fluid velocity profile for a supersonic Jouguet deflagration with velocity $v_w = 0.65$, for the case $c_+ = c_- = 1/\sqrt{3}$, and for $\alpha_n = 0.1$.

4.5.4 The subsonic detonation

As can be seen in the right panel of Fig. 10, in case C there is a range of values of $\xi_w > c_-$ for which we may have $v_{\text{rar}}(\xi_w) > \tilde{v}_1(\xi_{\text{sh}})$, provided that the shock velocity ξ_{sh} is close enough to c_+ and the wall velocity ξ_w is close enough to c_- . We may thus construct a profile for which we have $\tilde{v}_- > \tilde{v}_+$, as shown in Fig. 14 (we show the lines of Fig. 10 for guidance). For such a profile we have $v_- < v_+$ and, hence, the solution is a *detonation*. This detonation, however, is preceded by a shock wave. Physically, this is because, as we anticipated from Fig. 9, in the case $c_+ > c_-$ the incoming flow may be subsonic ($v_+ < c_+$) for parameters near the weak limit. In such a case, the fluid in front of the wall is perturbed by the latter. As can be observed in Fig. 14, we have set $\xi_0 = \xi_w$, i.e., we have considered the Jouguet point, like in the previous case. Indeed, the condition $\tilde{v}_- \leq v_{\text{rar}}(\xi_w)$ implies, as before, $v_- \geq c_-$, and it can be shown that the case $v_- > c_-$ is unstable¹³. Hence, the only possibility is $v_- = c_-$, and we have a *Jouguet detonation*.

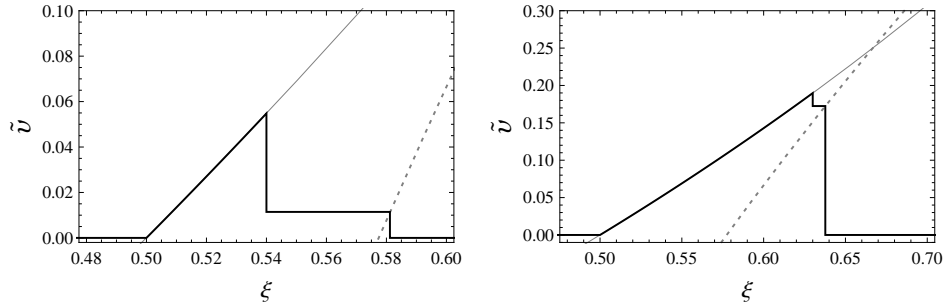


Figure 14: The fluid velocity profiles for two subsonic detonations (solid lines) for the case $c_+ = 1/\sqrt{3} \simeq 0.58$, $c_- = 0.5$. The grey lines indicate the functions $\tilde{v}_{\text{rar}}(\xi)$ and $\tilde{v}_1(\xi_{\text{sh}})$ corresponding to the right panel of Fig. 10. The solution in the left panel corresponds to $\alpha_n = 0.07$ and $v_w = 0.54$, and the one in the right panel corresponds to $\alpha_n = 0.1$ and $v_w = 0.63$.

¹³For $v_- > c_-$ and $v_+ < c_+$, the conditions of the fluid on both sides of the wall are the same as in the case of a strong deflagration. As a consequence, the analysis of Ref. [25], which shows that such a front is not evolutionary [22] applies to this case as well (in brief, the total number of unstable modes is larger than the matching conditions at the interface, and the solution is trivially unstable).

This detonation moves with velocity $v_- = c_-$ with respect to the fluid just behind it, and with velocity $v_J^{\text{det}}(\alpha_+) < c_+$ (i.e., subsonically) with respect to the fluid in front. Notice, however, that the wall velocity v_w , like in the case of the supersonic deflagration, is higher than both v_- and v_+ . Moreover, the temperature variable α_+ is not given by the value α_n anymore, since the fluid is reheated. As a consequence, the wall is supersonic with respect to the bubble center, but we may have either $v_w < c_+$, as in the left panel of Fig. 14, or $v_w > c_+$ as in the right panel.

The calculation of the profile can be done like in the previous case. The value of α_+ is given by Eq. (69), and the value of \tilde{v}_+ is like in Eq. (74), replacing $v_J^{\text{def}}(\alpha_+)$ with $v_J^{\text{det}}(\alpha_+)$. The rarefaction is obtained from the boundary condition $\tilde{v}_- = (v_w - c_-)/(1 - v_w c_-)$ at $\xi = \xi_w$. In appendix A, the profiles of the two Jouguet solutions (the supersonic deflagration and the subsonic detonation) are obtained from a single calculation by writing α_+ as a function of v_+ , which has the same expression for detonations and deflagrations.

In Fig. 15 we plot several fluid velocity profiles for case C, for wall velocities in a range which includes the interval $[c_-, v_J^{\text{det}}(\alpha_n)]$. We have considered a weak enough phase transition, i.e., $\alpha_n = 0.08$, which is close to the weak limit (see Fig. 9). Therefore, we have subsonic detonations, which do not exist for large values of α_n . The first plot corresponds to a subsonic weak deflagration. The second solution corresponds to a wall moving at the speed of sound c_- , and is the limit between the weak and the Jouguet deflagrations. The third and forth profiles correspond to supersonic Jouguet deflagrations ($v_w > c_-$). These are subsonic, though, with respect to the speed of sound in the $+$ phase. The fifth case is the solution in the limit between the Jouguet deflagration and the Jouguet detonation. The subsequent three plots correspond to subsonic Jouguet detonations. These are supersonic with respect to the speed of sound c_- . The first of them is subsonic with respect to c_+ , the second moves with velocity c_+ , and the last one is supersonic with respect to c_+ . However, in the three cases the wall moves subsonically with respect to the fluid in front of it, $v_+ = v_J^{\text{det}}(\alpha_+) < c_+$. Hence, it is preceded by a shock front. The ninth solution is the limit between the Jouguet and weak detonations, and moves with velocity $v_J^{\text{det}}(\alpha_n)$. Finally, the last plot corresponds to a weak detonation.

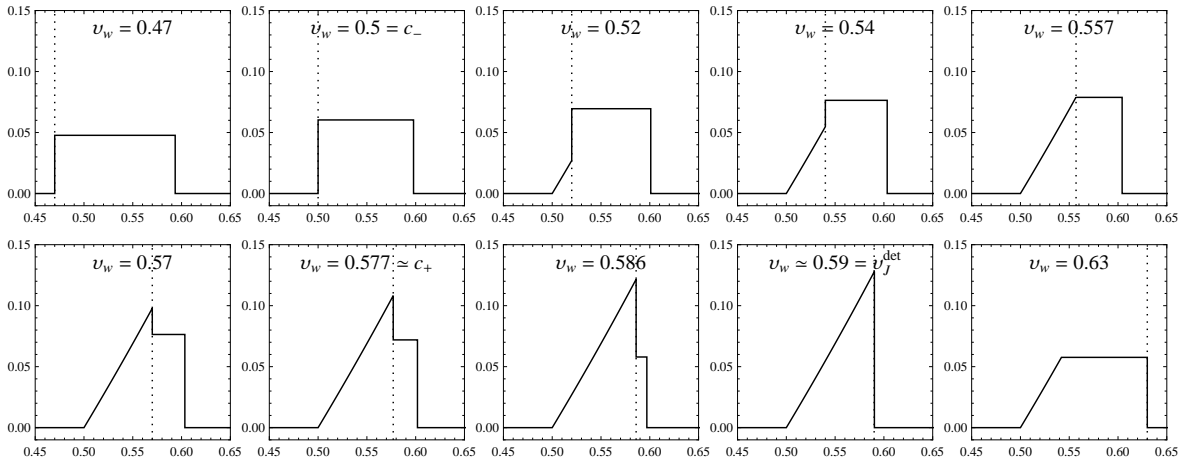


Figure 15: Fluid velocity \tilde{v} as a function of ξ for the case $c_+ = 1/\sqrt{3}$, $c_- = 0.5$, for $\alpha_n = 0.08$ and different wall velocities. The dotted lines indicate the phase interface.

We see that Jouguet solutions are the strongest ones, i.e., those which cause the largest disturbances in the fluid. Indeed, for weak deflagrations and detonations which are slower and faster, respectively, than the ones shown in Fig. 15 we have smaller fluid velocities. The first profile shown in Fig. 15 already corresponds to a relatively fast weak deflagration. As we increase the value of $v_w = \xi_w$ and reach $\xi_w = c_-$, the rarefaction tail appears behind the wall. Thus, the profile of the weak deflagration transforms continuously into that of the supersonic Jouguet deflagration. As we increase the wall velocity further, the supersonic Jouguet deflagration continuously transforms into the subsonic Jouguet detonation. Meanwhile, the values of ξ_w and ξ_{sh} approach each other. Finally, as v_w reaches the value $v_J^{\text{det}}(\alpha_n)$, the phase transition front meets the shock front, and the subsonic Jouguet detonation transforms into the weak detonation. Although the profile seems to change continuously, the change is in fact discontinuous, since the velocity \tilde{v}_+ changes from a finite value to $\tilde{v}_+ = 0$. In the cases in which subsonic detonations do not exist, the supersonic Jouguet deflagrations transform into the weak detonation in a similar manner, as is well known from the case of the bag EOS.

4.6 Efficiency factors

We have argued that the efficiency factor $\kappa = E_{\text{kin}}/(\Delta\epsilon V_b)$ does not have a sensible physical interpretation, and it may not even be useful in practice, since the quantity $\Delta\epsilon$ is not easy to identify in general models. The same happens to the natural variable of the bag EOS, $\alpha = \Delta\epsilon/(a_+ T^4)$, which in our model directly generalizes to $\alpha = \Delta\epsilon/(a_+ T^{\nu_+})$. The latter can be replaced by the more physical $L/w_+(T)$. Therefore, we will calculate the factor $\tilde{\kappa} = E_v/(\Delta e_n V_b)$ as a function of physical parameters. According to Eq. (33), we have

$$\tilde{\kappa} = \frac{w_n}{\Delta e_n} \frac{1}{v_w} I, \quad (76)$$

where

$$I = \int_0^\infty \frac{w}{w_n} \tilde{v}^2 \tilde{\gamma}^2 d\xi. \quad (77)$$

We have normalized the enthalpy density to the boundary value $w_n = w_+(T_n)$ since it is proportional to this value. Below we calculate the integral I , which depends on the fluid profile. In this model, the released energy density $\Delta e_n = e_+(T_n) - e_-(T_n)$ can be expressed in terms of the amount of supercooling T_n/T_c and the physical parameter $\bar{L} = L/w_+(T_c)$ as

$$\frac{\Delta e_n}{w_n} = \frac{1}{1 + c_+^2} \left[\alpha_c \left(\frac{T_c}{T_n} \right)^{\nu_+} + 1 - \frac{c_+^2 - \alpha_c}{c_-^2} \left(\frac{T_n}{T_c} \right)^{\nu_- - \nu_+} \right], \quad (78)$$

where the parameter α_c is given by

$$\alpha_c = c_-^2 \frac{1 + c_+^2}{1 + c_-^2} \bar{L} + \frac{c_+^2 - c_-^2}{1 + c_-^2} \quad (79)$$

(for the bag EOS we have $\alpha_c = \bar{L}/3$), and $\nu_\pm = 1 + 1/c_\pm^2$.

For weak deflagrations the integral in Eq. (76) is trivial. We have

$$I = \frac{w_+}{w_n} \tilde{v}_+^2 \tilde{\gamma}_+^2 (v_{sh} - v_w) \quad (\text{weak deflagrations}), \quad (80)$$

where we use the notation $\tilde{\gamma}_{\pm}^2 = 1/(1 - \tilde{v}_{\pm}^2)$. The ratio w_+/w_n is given by Eq. (69). The values of \tilde{v}_+ and v_{sh} are given in appendix A as functions of $\alpha_n = \alpha_c(T_c/T_n)^{\nu_+}$ and v_w .

For weak detonations, the integrand in Eq. (77) is a constant between ξ_0 and ξ_w , while in the rarefaction region is obtained from Eqs. (65) and (67). Hence, the integral separates in two parts. For this model and for the planar case, we obtain analytical expressions even for the rarefaction part (see appendix B). We have

$$I = \frac{w_-}{w_n} \left[\tilde{\gamma}_-^2 \tilde{v}_-^2 (v_w - \xi_0) + \left(\frac{1 - c_-}{1 + c_-} \frac{1 - \tilde{v}_-}{1 + \tilde{v}_-} \right)^{\frac{c_- \nu_-}{2}} \frac{f(\xi_0) - f(c_-)}{1 + c_-^2} \right] \quad (81)$$

(weak detonations),

where the function $f(\xi)$ is given in appendix B in terms of the hypergeometric function. The value of w_- is given by Eq. (72), and the values of v_- , \tilde{v}_- , etc. are given in appendix A.

For the Jouguet solutions we have, similarly,

$$I = \frac{w_+}{w_n} \left[\tilde{v}_+^2 \tilde{\gamma}_+^2 (v_{\text{sh}} - v_w) + \frac{w_-}{w_+} \left(\frac{1 - c_-}{1 + c_-} \frac{1 - \tilde{v}_-}{1 + \tilde{v}_-} \right)^{\frac{c_- \nu_-}{2}} \frac{f(v_w) - f(c_-)}{1 + c_-^2} \right], \quad (82)$$

with w_+/w_n given by Eq. (69) as a function of v_{sh} and w_-/w_+ given by Eq. (75). The values of v_{sh} , v_+ , etc. can be expressed as functions of \tilde{v}_+ , which is given in appendix A as a function of α_n and v_w .

5 The efficiency factor and the speed of sound

We have seen that, for a given set of thermodynamical parameters and a given amount of supercooling, there is a hydrodynamical solution for any value of the wall velocity v_w . However, in a concrete problem the latter is not a free parameter. The wall velocity depends essentially on the difference of pressure between the two phases and on the friction force of the wall with the plasma. In general, v_w can be calculated as a function of the thermodynamical parameters, the temperature, and a friction parameter η . The dependence on these variables is not trivial, since the hydrodynamics causes an effective friction on the wall [11, 32, 33]. As a result, depending on the parameters, some values of v_w will never be realized, no matter the friction. Besides, for some sets of parameters there will be multiple hydrodynamic solutions, with different values of v_w . These issues have been extensively investigated for the bag EOS (for a recent discussion, see [34]). Since the hydrodynamics depends on the speed of sound, we expect that the wall velocity will depend on c_{\pm} as well. We shall address this issue elsewhere. Below, we shall leave v_w as a free parameter and investigate the disturbance of the plasma, ignoring the backreaction on the wall velocity.

In order to investigate the dependence of hydrodynamics on the value of the speed of sound, we shall compute the efficiency factor $\tilde{\kappa} = E_{\text{kin}}/(\Delta e_n V_b)$, obtained in the previous section as a function of the parameters c_{\pm} , \bar{L} , T_n/T_c and v_w .

Let us begin by considering case C, which is probably the most realistic case (at least, according to the one-loop free energy, as discussed in Sec. 2). In Fig. 16 we show the

result for two values of the latent heat parameter \bar{L} , for the case $c_+ = 1/\sqrt{3}$, $c_- = 0.5$. Qualitatively, the results are generally similar to the bag case¹⁴ (see, e.g., Refs. [21, 24]). Indeed, the efficiency factor is small for weak deflagrations ($v_w < c_-$), maximizes for Jouguet solutions ($c_- < v_w < v_J^{\text{det}}$), and decreases again for weak detonations ($v_w > v_J^{\text{det}}$). Besides, a larger latent heat or a stronger supercooling give higher values of the efficiency factor.

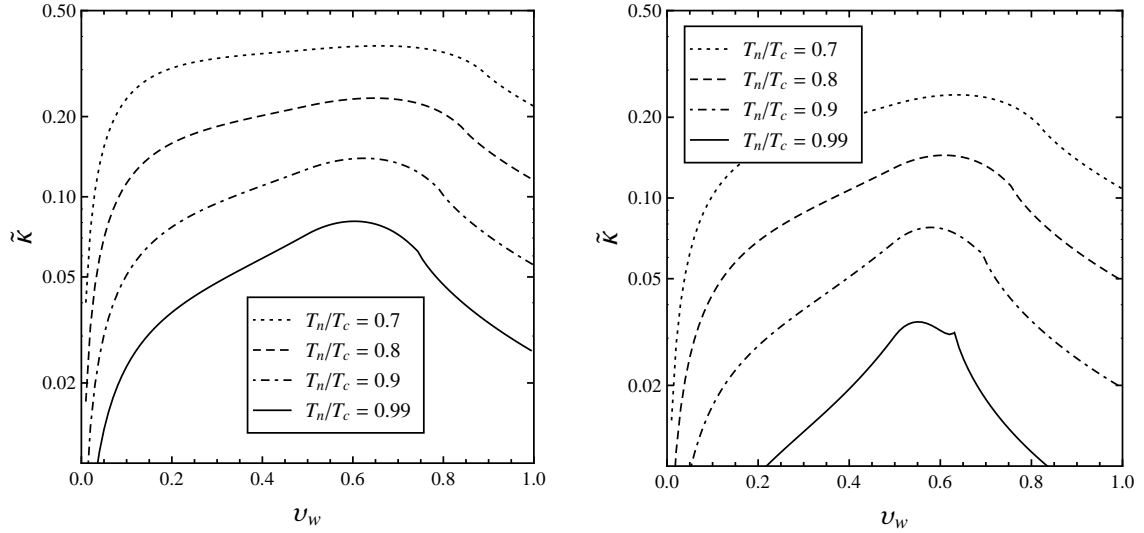


Figure 16: The efficiency factor $\tilde{\kappa}$ as a function of the wall velocity for the case $c_+ = 1/\sqrt{3}$, $c_- = 0.5$, and for $\bar{L} = 0.5$ (left panel), $\bar{L} = 0.1$ (right panel).

As can be appreciated in the right panel of Fig. 16, for small latent heat and little supercooling there is a change in the behavior of $\tilde{\kappa}$ with v_w near the maximum. A corner in the graphs appears and becomes more pronounced for T_n/T_c closer to 1. This corner is in fact present in all the curves (and in all the cases, including the bag case), only that it is less noticeable. This behavior is due to the discontinuity between the profile of the weak detonation (for which we have $\tilde{v}_+ = 0$, $T_+ = T_n$) and that of the Jouguet solutions (for which we have $\tilde{v}_+ > 0$, $T_+ > T_n$). The discontinuity in the kinetic energy density causes a corner in the graph of the efficiency factor¹⁵. The corner becomes more noticeable for weak phase transitions due to the appearance of the subsonic detonation. Relatively, this solution causes less disturbance of the fluid than the supersonic deflagration (since we have $\tilde{v}_+ < \tilde{v}_-$), and tends to lower the value of $\tilde{\kappa}$.

The qualitative and quantitative differences with the bag approximation increase as c_- departs from c_+ . In Fig. 17 we consider a few cases with $c_- < c_+$, where the speed of sound in the high-temperature phase is that of radiation, $c_+ = 1/\sqrt{3}$. The bag case ($c_- = c_+$) is plotted in a black solid line. We observe that, for $c_- < 1/\sqrt{3}$, the maximum efficiency is smaller than the bag result. Besides, as c_- decreases, the peak of the curves moves to the left. This happens because the efficiency is always maximum between c_- and v_J^{det} , and this region moves to the left as c_- decreases. As a consequence of this effect, the

¹⁴Notice that, for the bag case, the factor κ considered elsewhere is related to our factor $\tilde{\kappa}$ by $\kappa \simeq 4\tilde{\kappa}$.

¹⁵There will be also a jump in the dependence of the wall velocity on the parameters of the model [17].

efficiency factor in the weak deflagration region is generally enlarged with respect to the bag case. For small c_- we see again the effect of the appearance of subsonic detonations, which lower the values of $\tilde{\kappa}$ in the Jouguet region.

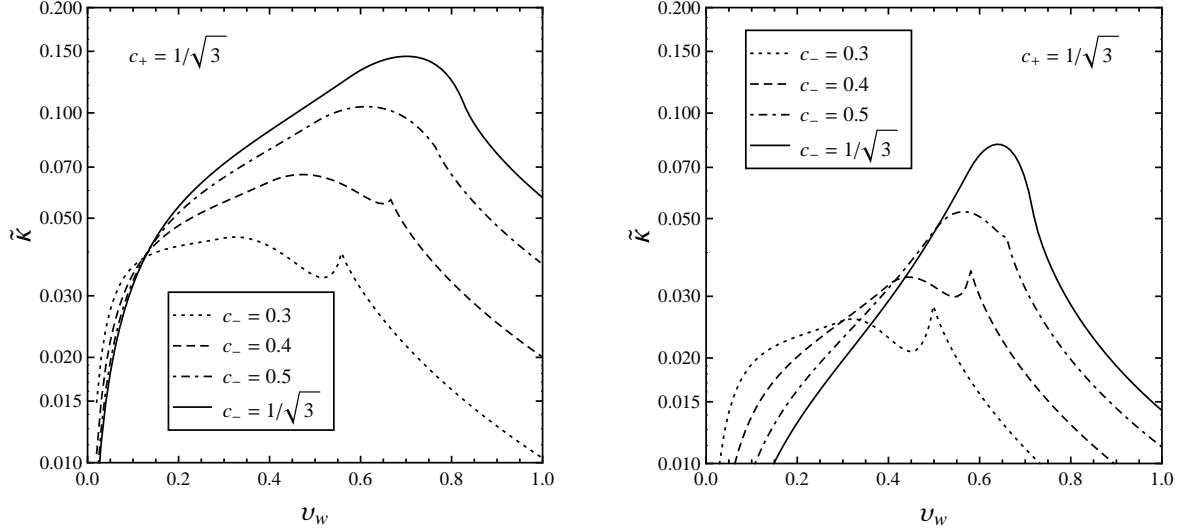


Figure 17: The efficiency factor $\tilde{\kappa}$ as a function of the wall velocity for the case $c_+ = 1/\sqrt{3}$ and different values of c_- , for a supercooling of $T_n/T_c = 0.95$ and for $\bar{L} = 0.5$ (left panel) and $\bar{L} = 0.1$ (right panel).

According to the discussion of Sec. 2, cases A and B do not seem to be as likely as case C, but are certainly not impossible. In the left panel of Fig. 18 we considered different values of the speed of sound for $c_+ = c_-$ (case A). We observe that the position of the maximum gets displaced, as expected since it is always in the Jouguet region. Besides, we see that the production of kinetic energy is more efficient for a fluid with a higher speed of sound.

In the right panel of Fig. 18 we considered some examples of case B. We fixed the speed of sound to the radiation value in the low-temperature phase and considered different values of c_+ , with $c_+ < c_-$. We observe that in this case the efficiency is larger than in the bag case for the range of wall velocities which maximizes the efficiency factor. On the other hand, weak deflagrations or detonations generally give smaller efficiency factors than in the bag case. Nevertheless, we see that in this case the results do not depart significantly from those of the bag EOS, in contrast to what happens in the case $c_- < c_+$ (cf. Fig. 17).

In all these examples, we have limited the sound velocity in the two phases to values $c_s \leq 1/\sqrt{3}$. Considering values of c_{\pm} higher than this bound gives generally higher values of the efficiency factor, and the curves of $\tilde{\kappa}$ vs. v_w move to the right.

6 Conclusions

Studying the propagation of phase transition fronts in a first-order phase transition of a relativistic system is not an easy task. To simplify the calculations, it is often necessary to

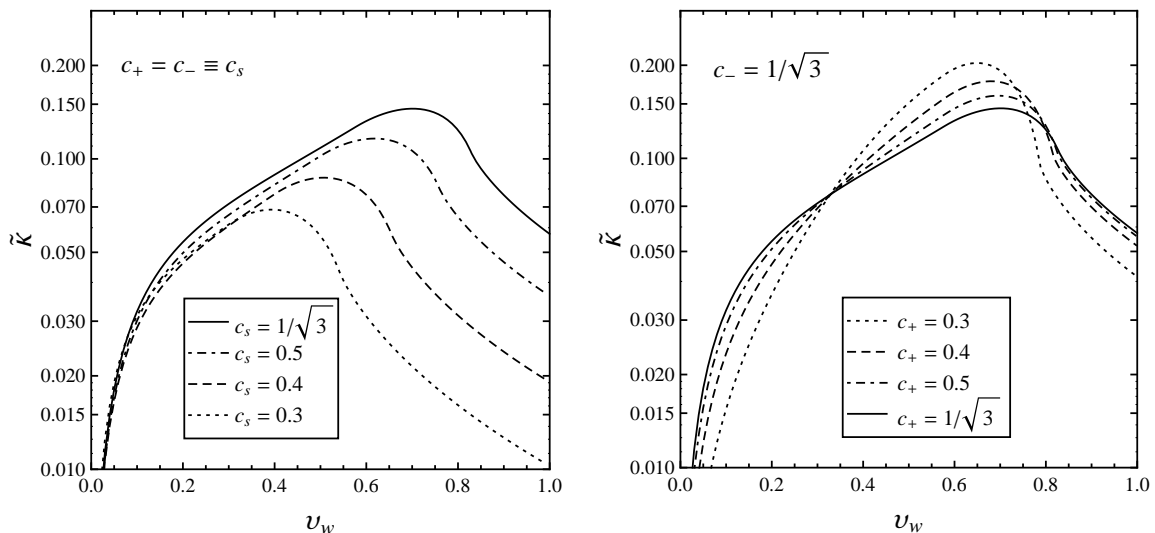


Figure 18: The efficiency factor $\tilde{\kappa}$ as a function of the wall velocity, for $\bar{L} = 0.5$, $T_n/T_c = 0.95$, and several values of the speed of sound. The left panel corresponds to case A ($c_+ = c_-$), and the right panel to case B ($c_+ < c_-$).

make some approximations, such as considering a simple equation of state. A frequently used equation of state is the bag EOS, which often allows to obtain analytic or semi-analytic results. The bag EOS assumes that the two phases of the system consist only of radiation and vacuum energy. In this work we have discussed, on the one hand, on the general capability of phenomenological equations of state such as the bag EOS to actually fit a given physical model. On the other hand, we have studied a specific characteristic of the plasma, namely, the speed of sound, which quantifies the departure from the bag EOS. Indeed, the latter gives the radiation value in both phases, $c_- = c_+ = 1/\sqrt{3}$. Therefore, we have investigated the value of the speed of sound in physical models, as well as the dependence of hydrodynamics on this quantity.

In order to explore different physical models, we have considered the one-loop finite-temperature effective potential for a system of particles which acquire masses through the Higgs mechanism. We have considered both analytical approximations and specific numerical examples (consisting of the electroweak phase transition for extensions of the Standard Model). We have seen that the speed of sound is bounded by the value $1/\sqrt{3}$, and we have shown that in the high-temperature phase the sound velocity c_+ is generally close to this value. However, in the low-temperature phase we may have values of the speed of sound as low as $c_- \lesssim 0.3$, depending on the model.

To study the dependence of the hydrodynamics on c_{\pm} , we have introduced a model which is the simplest generalization of the bag EOS and incorporates the values of c_+ and c_- as additional free parameters. As a consequence, our EOS includes the bag EOS as a particular case, and can give a better fit to a given physical model. Thus, varying the parameters, the EOS can describe different kinds of phase transitions, and the phase structure is more complex than in the bag case. For some values of the parameters, we may even have two phase transitions (i.e., two critical temperatures). However, as with the bag EOS, we do not expect that this simple EOS will describe a realistic model in a

large temperature range, but only in a small range around a single critical temperature.

Our EOS preserves the computational simplicity of the bag EOS. Indeed, we have seen that calculations with this model can be carried out much in the same way as which is done in the bag case, and that analytic results can be obtained as well. We have obtained in particular the fluid profiles for the case of planar phase transition fronts, and we have calculated the fraction of the energy released in the phase transition which goes into bulk motions of the fluid. As a result, we have found analytic equations for the efficiency factor $\tilde{\kappa}$ as a function of c_{\pm} , v_w , and the two parameter combinations α_c and α_n . These latter can be expressed in terms of the more physical parameters $\bar{L} = L/w_+(T_c)$ and T_n/T_c .

The fluid profiles have in general the same shape as in the bag case, with one exception. In the case $c_- < c_+$ and for low latent heat and little supercooling, a different solution may appear. The new solution is a Jouguet detonation which is subsonic with respect to the fluid in front of it. As a consequence, the bubble wall is preceded by a shock wave. This solution is supersonic with respect to the bubble center, and its fluid profile is similar to that of the supersonic Jouguet deflagration. Moreover, as a function of v_w , the latter transforms continuously into the former.

Qualitatively, the efficiency factor $\tilde{\kappa}$ generally behaves like in the bag case as a function of the wall velocity and the thermodynamical parameters. However, some differences arise as c_+ and c_- depart from the value $1/\sqrt{3}$. In particular, for $c_- < c_+$ the maximum efficiency, which is obtained for Jouguet solutions, is smaller than in the bag case. This means that the intensity of gravitational waves will be generally smaller than the results obtained using the bag EOS as an approximation. Quantitatively, these differences can be significant, depending on the parameters.

Acknowledgements

This work was supported by Universidad Nacional de Mar del Plata, Argentina, grant EXA699/14.

A Calculation of fluid profiles

In this appendix we write down the equations for the parameters that enter the fluid profiles, namely, \tilde{v}_{\pm} , v_{sh} , ξ_0 , and α_+ , as functions of α_n and v_w .

The weak detonation. The weak detonation profile is very easy to calculate, since there is no shock wave reheating the plasma in front of the wall (i.e., $\tilde{v}_+ = 0$). Therefore, we have $\alpha_+ = \alpha_n$ and $v_+ = v_w = \xi_w$. We obtain v_- from the same quadratic equation which gives Eq. (44). We have

$$v_- = \left(\frac{v_+(1 + \alpha_+)}{2q} + \frac{c_+^2 - \alpha_+}{2qv_+} \right) \pm \sqrt{\left(\frac{v_+(1 + \alpha_+)}{2q} + \frac{c_+^2 - \alpha_+}{2qv_+} \right)^2 - c_-^2}. \quad (83)$$

As can be seen in Figs. 6,7,9, we have a gap around $v_+ = c_-$, which indicates that the square root in Eq. (83) becomes imaginary. This gap separates the detonation branch

from the deflagration branch. For each of these branches v_- is a multivalued function of v_+ . Thus, the \pm signs correspond to weak and strong solutions. At the Jouguet point the square root in Eq. (83) vanishes. Weak detonations correspond to $v_+ > c_-$ and to the $+$ sign. In the frame of the bubble center, the fluid velocity behind the wall is given by $\tilde{v}_- = (v_w - v_-)/(1 - v_w v_-)$. The rarefaction solution is matched at the point ξ_0 given by $\xi_0 = (\tilde{v}_- + c_-)/(1 + \tilde{v}_- c_-)$. The rarefaction ends at $\xi = c_-$. Behind this point, we have $\tilde{v} = 0$.

The weak deflagration. The weak deflagration solution has the simplest profile, namely, a constant $\tilde{v}_+ = \tilde{v}_1$ between the values $\xi = \xi_w$ and $\xi = \xi_{sh}$, and $\tilde{v} = 0$ elsewhere. However, the calculation of these parameters is more involved than the detonation case, since we have to consider the matching conditions at the wall as well as at the shock front. In this case we have $v_- = v_w$, and we may relate \tilde{v}_+ to v_w and α_+ using Eq. (44). On the other hand, we may relate \tilde{v}_1 to α_+ and α_n using Eq. (69). From $\tilde{v}_+ = \tilde{v}_1$ we may eliminate α_+ . We find it easier to use instead the following expression for α_+ as a function of v_+ and v_- ,

$$\alpha_+ = \gamma_+^2 \left[v_+^2 + c_+^2 - q \left(v_+ v_- + c_-^2 \frac{v_+}{v_-} \right) \right], \quad (84)$$

which comes from the conditions (15-16) and is equivalent to Eq. (44) and to Eq. (83). The condition $\alpha_+ = \alpha_1$ gives another expression for α_+ , namely, Eq. (69), $\alpha_+ = \alpha_n c_+^2 (1 - v_{sh}^2)/(v_{sh}^2 - c_+^4)$. Therefore, we can readily eliminate α_+ in Eq. (84). Writing v_+ as a function of \tilde{v}_+ from Eq. (68), and v_{sh} as a function of \tilde{v}_1 from Eq. (62), we obtain α_n as a function of v_w and \tilde{v}_+ ,

$$\alpha_n = \frac{q \left[\frac{1-c_-^2}{1+c_+^2} v_w \tilde{v}_+^2 + \tilde{v}_+ (c_-^2 - v_w^2) + \frac{c_+^2 - c_-^2}{1+c_+^2} v_w \right]}{v_w \left[1 + \frac{1+c_+^4}{2c_+^2} \tilde{v}_+^2 - \frac{1+c_+^2}{c_+} \tilde{v}_+ \sqrt{1 + \frac{(1-c_+^2)^2}{4c_+^2} \tilde{v}_+^2} \right]}, \quad (85)$$

which can be solved to obtain \tilde{v}_+ as a function of α_n and v_w . The value of ξ_{sh} is then obtained from Eq. (62).

The Jouguet solutions. The shape of the supersonic deflagration and the subsonic detonation are similar, the only difference being that the velocity v_+ is given by $v_J^{\text{def}}(\alpha_+)$ and $v_J^{\text{det}}(\alpha_+)$, respectively. Nevertheless, Eq. (84) allows to treat the two Jouguet solutions at the same time. Indeed, notice that this expression is valid either for deflagrations or detonations. It is by inverting this equation that two solutions appear for v_+ as a function of v_- and α_+ . In the Jouguet case, Eq. (84) gives

$$\alpha_+ = \gamma_+^2 (v_J^2 + c_+^2 - 2qc_- v_J), \quad (86)$$

which is equivalent to both Eqs. (48) (i.e., by inverting this expression we obtain v_J^{def} as functions of α_+). Proceeding as before, we obtain

$$\alpha_n = \frac{[(\tilde{v}_+ - v_w)^2 + c_+^2 (1 - \tilde{v}_+ v_w)^2 + 2qc_- (\tilde{v}_+ - v_w)(1 - \tilde{v}_+ v_w)]}{(1 - v_w^2) \left[1 + \frac{1+c_+^4}{2c_+^2} \tilde{v}_+^2 - \frac{1+c_+^2}{c_+} \tilde{v}_+ \sqrt{1 + \frac{(1-c_+^2)^2}{4c_+^2} \tilde{v}_+^2} \right]}, \quad (87)$$

which gives \tilde{v}_+ as a function of α_n and v_w . The shock position is then obtained from Eq. (62), taking into account that $\tilde{v}_1 = \tilde{v}_+$. The rarefaction wave begins at $\xi_0 = \xi_w$, with the value $\tilde{v}_- = (v_w - c_-)/(1 - v_w c_-)$.

B Kinetic energy integral for the rarefaction wave

In this appendix we find the integral of the (normalized) kinetic energy density, Eq. (77), in the rarefaction region,

$$I_{\text{rar}} \equiv \int_{c_-}^{\xi_0} \frac{w_{\text{rar}}}{w_n} \frac{\tilde{v}_{\text{rar}}^2}{1 - \tilde{v}_{\text{rar}}^2} d\xi. \quad (88)$$

According to Eqs. (65) and (67), we have

$$I_{\text{rar}} = \frac{w_-}{w_n} \left[\frac{1}{1 - c_-^2} \left(\frac{1 - c_-}{1 + c_-} \frac{1 - \tilde{v}_-}{1 + \tilde{v}_-} \right)^{\frac{c_- \nu_-}{2}} \bar{I} \right], \quad (89)$$

where

$$\bar{I} = \int_{c_-}^{\xi_0} \left(\frac{1 + \xi}{1 - \xi} \right)^{\frac{c_- \nu_-}{2}} \frac{(\xi - c_-)^2}{1 - \xi^2} d\xi. \quad (90)$$

After the change of variable $x = (1 + \xi)/(1 - \xi)$, the integral \bar{I} becomes

$$\bar{I} = \int_{x_-}^{x_0} x^{\mu-1} \left(\frac{(1 - c_-)^2}{2} - \frac{2}{x + 1} + \frac{2}{(x + 1)^2} \right) dx, \quad (91)$$

with $\mu = c_- \nu_-$. Thus, the integral \bar{I} splits into three integrals. The first one is trivial, and the other two can be expressed in terms of the hypergeometric functions¹⁶ ${}_2F_1(1, \mu; \mu + 1; -x)$ and ${}_2F_1(2, \mu; \mu + 1; -x)$, where ${}_2F_1 \equiv F$ is defined as [35]

$$F(\alpha, \beta; \gamma; z) = 1 + \frac{\alpha\beta}{\gamma 1} z + \frac{\alpha(\alpha + 1)\beta(\beta + 1)}{\gamma(\gamma + 1)1 \cdot 2} z^2 + \dots. \quad (92)$$

The hypergeometric functions with $\alpha = 1$ and $\alpha = 2$ are in fact related¹⁷, and we also have a relation¹⁸ between $F(1, \mu; \mu + 1; -x)$ and $F(1, 1; \mu + 1; \frac{x}{x+1})$. We thus obtain

$$\bar{I} = \frac{1 - c_-^2}{1 + c_-^2} [f(\xi_0) - f(c_-)], \quad (93)$$

where

$$f(\xi) = \left[\frac{1 + \xi}{1 - \xi} \right]^{\frac{c_- \nu_-}{2}} \left[1 - \frac{1 + c_-^2}{1 - c_-^2} (\xi - c_-) - (1 - \xi) F\left(1, 1; \frac{(c_- + 1)^2}{2c_-}; \frac{1 + \xi}{2}\right) \right]. \quad (94)$$

As a result, we have

$$I_{\text{rar}} = \frac{w_-}{w_n} \left[\left(\frac{1 - c_-}{1 + c_-} \frac{1 - \tilde{v}_-}{1 + \tilde{v}_-} \right)^{\frac{c_- \nu_-}{2}} \frac{1}{1 + c_-^2} [f(\xi_0) - f(c_-)] \right]. \quad (95)$$

¹⁶See [35], Eq. 3.194-1.

¹⁷Using Eq. 9.137-2 of Ref. [35] and the fact that $F(0, \beta; \gamma; z) = 1$.

¹⁸See [35], Eq. 9.131-1.

References

- [1] See, e.g., A. Vilenkin and E.P.S. Shellard, *Cosmic Strings and Other Topological Defects* (Cambridge University Press, Cambridge, 1994).
- [2] For a review, see D. Grasso and H. R. Rubinstein, Phys. Rept. **348**, 163 (2001) [arXiv:astro-ph/0009061].
- [3] For reviews, see A. G. Cohen, D. B. Kaplan and A. E. Nelson, Ann. Rev. Nucl. Part. Sci. **43**, 27 (1993) [arXiv:hep-ph/9302210]; A. Riotto and M. Trodden, Ann. Rev. Nucl. Part. Sci. **49**, 35 (1999) [arXiv:hep-ph/9901362].
- [4] E. Witten, Phys. Rev. D **30**, 272 (1984); A. Mégevand and F. Astorga, Phys. Rev. D **71**, 023502 (2005); A. F. Heckler, Phys. Rev. D **51** (1995) 405 [arXiv:astro-ph/9407064].
- [5] A. Kosowsky and M. S. Turner, Phys. Rev. D **47**, 4372 (1993).
- [6] M. Kamionkowski, A. Kosowsky and M. S. Turner, Phys. Rev. D **49**, 2837 (1994).
- [7] C. Caprini, R. Durrer and G. Servant, Phys. Rev. D **77**, 124015 (2008) [arXiv:0711.2593 [astro-ph]]; S. J. Huber and T. Konstandin, JCAP **0809**, 022 (2008) [arXiv:0806.1828 [hep-ph]]; S. J. Huber and T. Konstandin, JCAP **0805**, 017 (2008) [arXiv:0709.2091 [hep-ph]]. A. Megevand, Phys. Rev. D **78** (2008) 084003 [arXiv:0804.0391 [astro-ph]]; T. Kahniashvili, L. Kisslinger and T. Stevens, Phys. Rev. D **81**, 023004 (2010) [arXiv:0905.0643 [astro-ph.CO]]. J. Kehayias and S. Profumo, JCAP **1003**, 003 (2010) [arXiv:0911.0687 [hep-ph]]; J. M. No, Phys. Rev. D **84**, 124025 (2011) [arXiv:1103.2159 [hep-ph]]; M. Hindmarsh, S. J. Huber, K. Rummukainen and D. J. Weir, Phys. Rev. Lett. **112**, 041301 (2014) [arXiv:1304.2433 [hep-ph]].
- [8] P. J. Steinhardt, Phys. Rev. D **25**, 2074 (1982).
- [9] M. Gyulassy, K. Kajantie, H. Kurki-Suonio and L. D. McLerran, Nucl. Phys. B **237** (1984) 477; T. DeGrand and K. Kajantie, Phys. Lett. B **147**, 273 (1984).
- [10] J. C. Miller and O. Pantano, Phys. Rev. D **40**, 1789 (1989); Phys. Rev. D **42**, 3334 (1990); K. Enqvist, J. Ignatius, K. Kajantie and K. Rummukainen, Phys. Rev. D **45**, 3415 (1992); J. Ignatius, K. Kajantie, H. Kurki-Suonio and M. Laine, Phys. Rev. D **49**, 3854 (1994); K. Kajantie and H. Kurki-Suonio, Phys. Rev. D **34**, 1719 (1986); M. Laine, Phys. Rev. D **49**, 3847 (1994) [arXiv:hep-ph/9309242]. A. Megevand, Phys. Rev. D **69**, 103521 (2004) [hep-ph/0312305]; A. Megevand, Phys. Lett. B **642**, 287 (2006) [arXiv:astro-ph/0509291].
- [11] A. Megevand and A. D. Sanchez, Nucl. Phys. B **820**, 47 (2009) [arXiv:0904.1753 [hep-ph]].

- [12] B. H. Liu, L. D. McLerran and N. Turok, Phys. Rev. D **46**, 2668 (1992); N. Turok, Phys. Rev. Lett. **68**, 1803 (1992); S. Y. Khlebnikov, Phys. Rev. D **46**, 3223 (1992); P. Arnold, Phys. Rev. D **48**, 1539 (1993) [arXiv:hep-ph/9302258]; G. D. Moore and T. Prokopec, Phys. Rev. D **52**, 7182 (1995) [arXiv:hep-ph/9506475]; Phys. Rev. Lett. **75**, 777 (1995) [arXiv:hep-ph/9503296]; G. D. Moore and N. Turok, Phys. Rev. D **55** 6538 (1997); G. D. Moore, JHEP **0003**, 006 (2000); P. John and M. G. Schmidt, Nucl. Phys. B **598**, 291 (2001) [Erratum-ibid. B **648**, 449 (2003)]; D. Bodeker and G. D. Moore, JCAP **0905**, 009 (2009) [arXiv:0903.4099 [hep-ph]]; A. Megevand, JCAP **1307** (2013) 045 [arXiv:1303.4233 [astro-ph.CO]]; T. Konstandin, G. Nardini and I. Rues, arXiv:1407.3132 [hep-ph].
- [13] M. Dine, R. G. Leigh, P. Y. Huet, A. D. Linde and D. A. Linde, Phys. Rev. D **46**, 550 (1992) [arXiv:hep-ph/9203203]; G. W. Anderson and L. J. Hall, Phys. Rev. D **45**, 2685 (1992); A. Megevand and A. D. Sanchez, Phys. Rev. D **77**, 063519 (2008) [arXiv:0712.1031 [hep-ph]].
- [14] M. Quiros, arXiv:hep-ph/9901312.
- [15] P. Y. Huet, K. Kajantie, R. G. Leigh, B. H. Liu and L. D. McLerran, Phys. Rev. D **48**, 2477 (1993) [arXiv:hep-ph/9212224].
- [16] A. Megevand and A. D. Sanchez, Nucl. Phys. B **825**, 151 (2010) [arXiv:0908.3663 [hep-ph]].
- [17] L. Leitao, A. Megevand and A. D. Sanchez, JCAP **1210**, 024 (2012) [arXiv:1205.3070 [astro-ph.CO]].
- [18] M. Carena, A. Mégevand, M. Quiros and C. E. M. Wagner, Nucl. Phys. B **716**, 319 (2005).
- [19] P. M. Hohler and M. A. Stephanov, Phys. Rev. D **80**, 066002 (2009) [arXiv:0905.0900 [hep-th]]; A. Cherman, T. D. Cohen and A. Nellore, Phys. Rev. D **80**, 066003 (2009) [arXiv:0905.0903 [hep-th]].
- [20] P. F. Bedaque and A. W. Steiner, arXiv:1408.5116 [nucl-th].
- [21] J. R. Espinosa, T. Konstandin, J. M. No and G. Servant, JCAP **1006**, 028 (2010) [arXiv:1004.4187 [hep-ph]].
- [22] L. D. Landau and E. M. Lifshitz, *Fluid Mechanics* (Pergamon Press, New York, 1989).
- [23] H. Kurki-Suonio, Nucl. Phys. B **255**, 231 (1985);
- [24] L. Leitao and A. Megevand, Nucl. Phys. B **844**, 450 (2011) [arXiv:1010.2134 [astro-ph.CO]].
- [25] A. Megevand and F. A. Membiela, Phys. Rev. D **89**, 103507 (2014) [arXiv:1311.2453 [astro-ph.CO]]; A. Megevand and F. A. Membiela, Phys. Rev. D **89**, 103503 (2014) [arXiv:1402.5791 [astro-ph.CO]].

- [26] B. Link, Phys. Rev. Lett. **68**, 2425 (1992).
- [27] M. Abney, Phys. Rev. D **49**, 1777 (1994) [astro-ph/9305021]; L. Rezzolla, Phys. Rev. D **54**, 1345 (1996) [astro-ph/9605033].
- [28] H. Kurki-Suonio and M. Laine, Phys. Rev. D **51**, 5431 (1995) [arXiv:hep-ph/9501216].
- [29] A. Kosowsky, A. Mack and T. Kahniashvili, Phys. Rev. D **66**, 024030 (2002);
- [30] C. Caprini and R. Durrer, Phys. Rev. D **74**, 063521 (2006). C. Caprini, R. Durrer and G. Servant, JCAP **0912**, 024 (2009) [arXiv:0909.0622 [astro-ph.CO]].
- [31] J. Kozaczuk, S. Profumo, L. S. Haskins and C. L. Wainwright, arXiv:1407.4134 [hep-ph].
- [32] T. Konstandin and J. M. No, JCAP **1102**, 008 (2011) [arXiv:1011.3735 [hep-ph]].
- [33] A. Megevand, Phys. Rev. D **64**, 027303 (2001) [hep-ph/0011019].
- [34] A. Megevand and A. D. Sanchez, Nucl. Phys. B **865**, 217 (2012) [arXiv:1206.2339 [astro-ph.CO]].
- [35] I. S. Gradshteyn and I.M. Ryzhik, *Table of Integrals, Series, and Products*, 7th Ed., (Elsevier/Academic Press, Amsterdam, 2007).