

Continuum estimate of the heavy quark momentum diffusion coefficient κ

O. Kaczmarek¹

Fakultät für Physik, Universität Bielefeld, D-33615 Bielefeld, Germany

Abstract

Among quantities playing a central role in the theoretical interpretation of heavy ion collision experiments at RHIC and LHC are so-called transport coefficients. Out of those heavy quark diffusion coefficients play an important role e.g. for the analysis of the quenching of jets containing c or b quarks (D or B mesons) as observed at RHIC and LHC [1].

We report on a lattice investigation of heavy quark momentum diffusion within pure SU(3) plasma above the deconfinement transition with the quarks treated to leading order in the heavy mass expansion. We measure the relevant “colour-electric” Euclidean correlator and based on several lattice spacings perform the continuum extrapolation. This extends our previous studies [2, 3] progressing towards a removal of lattice artifacts and a physical interpretation of the results.

We find that the correlation function clearly exceeds its perturbative counterpart which suggests that at temperatures just above the critical one, non-perturbative interactions felt by the heavy quarks are stronger than within the weak-coupling expansion. Using an Ansatz for the spectral function which includes NNLO perturbative contributions we were able to determine, for the first time, a continuum estimate for the heavy quark momentum diffusion coefficient.

Keywords: Quark Gluon Plasma, Heavy Quarks, Transport coefficients

1. Introduction

In the relevant temperature regime for heavy ion experiments, perturbative calculations of diffusion coefficients suffer from poor convergence [4, 5] and non-perturbative contributions may become relevant. In this work we determine continuum results for the colour-electric correlation function from lattice QCD calculations in the deconfined phase at a temperature of around $1.4 T_c$ and use an Ansatz for the corresponding spectral function to determine a continuum estimate of the heavy quark momentum diffusion coefficient.

Using Heavy Quark Effective Theory (HQET), the propagation of a heavy colour charged quark and its response to a colored Lorentz force can be related through linear response theory to a “colour-electric correlator” [6, 7],

$$G_E(\tau) \equiv -\frac{1}{3} \sum_{i=1}^3 \frac{\langle \text{Re Tr} [U(\frac{1}{T}; \tau) gE_i(\tau, \mathbf{0}) U(\tau; 0) gE_i(0, \mathbf{0})] \rangle}{\langle \text{Re Tr} [U(\frac{1}{T}; 0)] \rangle}, \quad (1)$$

where gE_i denotes the colour-electric field, T the temperature, and $U(\tau_2; \tau_1)$ a Wilson line in the Euclidean time direction. A discretized version of this correlator is shown in Fig. 2. The momentum diffusion coefficient can be

Email address: okacz@physik.uni-bielefeld.de (O. Kaczmarek)

¹In collaboration with A. Francis, M. Laine, M. Müller, T. Neuhaus and H. Ohno.

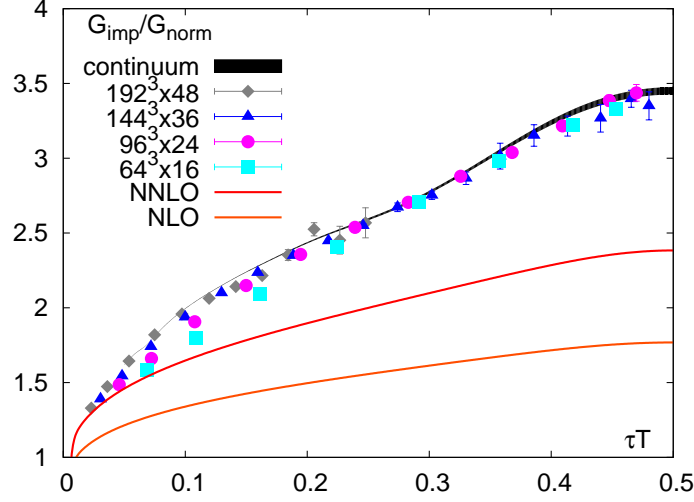
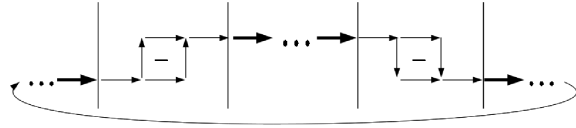


Figure 1. Lattice results for the colour-electric correlation function together with the continuum extrapolated correlator. Also shown are results from a NLO and NNLO perturbative calculation.

obtained from the slope of the spectral function in the low frequency limit,

$$\kappa/T^3 = \lim_{\omega \rightarrow 0} \frac{2\rho_E(\omega)}{\omega T^2}, \quad (2)$$

where $\rho_E(\omega)$ is the corresponding spectral function that is related to the operator (1). In the non-relativistic limit (i.e. for a heavy quark mass $M \gg \pi T$) κ is related to the diffusion coefficient $D = 2T^2/\kappa$.



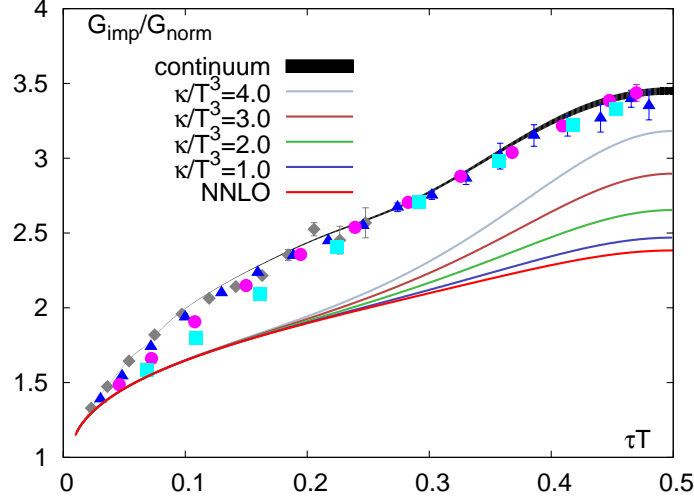
β	N_τ	N_s	N_{conf}	N_{stat}	$r_0 T$
6.872	16	64	100	1000	1.111
7.192	24	96	160	1000	1.077
7.544	36	144	563	1000	1.068
7.793	48	192	223	1000	1.055

Figure 2. Left: Fat links, thin links and electric fields along the time direction (cf. the text). Right: Run parameters. The values of $r_0 T$ were estimated in [3].

2. Lattice determination of the heavy quark momentum diffusion coefficient κ

We have performed quenched lattice QCD calculations of the discretized version of the correlation function (1) (see Fig. 2 (left)) using the standard Wilson gauge action on 4 different lattices at a temperature around $1.4 T_c$ listed in Tab. 2. As the correlation function decreases rapidly with τ and suffers from a weak signal-to-noise ratio, noise reduction techniques are important to obtain a good signal, especially at larger separations $\tau T \sim \frac{1}{2}$. We used multi-level updates [8, 9] for the part of the operator that includes the electric field insertions and link-integration (“PPR”) [10, 11] for the straight lines between them (the “fat links” in Fig. 2). As demonstrated in [3], these techniques suffice to yield a good signal. Furthermore we use a tree-level improvement [9, 12] to reduce cut-off effects and a NLO perturbative renormalization factor $Z_{\text{pert}}(\beta)$. In Fig. 1 the lattice results for $G_{\text{imp}}(\tau)$ are shown, normalized to

$$G_{\text{norm}}(\tau T) \equiv \pi^2 T^4 \left[\frac{\cos^2(\pi\tau T)}{\sin^4(\pi\tau T)} + \frac{1}{3 \sin^2(\pi\tau T)} \right].$$


 Figure 3. G_{model1} for different values of the diffusion coefficient κ .

Although cut-off effects are visible at small separations and the results become more noisy at large distances on the finer lattices, the results on the four lattices allow for a controlled continuum extrapolation down to distances around $\tau T \sim 0.05$. To obtain the continuum estimate of the correlation function, we perform b-spline interpolations for each lattice and at fixed τT extrapolate the correlator in $1/N_\tau^2$. The result of this continuum extrapolation is shown in Fig. 1 as a black solid band. Also shown are the NLO [13] and NNLO correlation functions.

In contrast to correlation functions of conserved currents where a Breit-Wigner like transport peak is expected, studies of the momentum diffusion operator in classical lattice gauge theory [14] and $\mathcal{N} = 4$ Super-Yang-Mills in the large N_c limit [6, 15] suggest a rather flat behavior of $\rho_E(\omega)/\omega$ in the small frequency limit. As a first model spectral function we use

$$\rho_{model1}(\omega) = \max \left\{ \rho_{NNLO}(\omega), \frac{\omega\kappa}{2T} \right\}, \quad (3)$$

and vary the momentum diffusion coefficient κ in a range of T^3 and $4T^3$. From the results shown in Fig. 3 it is obvious that this alone can not describe the data well. To allow for more contribution at intermediate frequencies region we use the Ansatz

$$\rho_{model2}(\omega) = \max \left\{ A\rho_{NNLO}(\omega) + B\omega^3, \frac{\omega\kappa}{2T} \right\}, \quad (4)$$

containing three parameters A , B and κ , and fit the corresponding Euclidean correlator

$$G_{model2}(\tau) = \int_0^\infty \frac{d\omega}{\pi} \rho_{model2}(\omega) \frac{\cosh\left(\frac{1}{2} - \tau T\right) \frac{\omega}{T}}{\sinh \frac{\omega}{2T}} \quad (5)$$

in the range [0.1:0.5] to the continuum extrapolated data and obtain a continuum estimate for the momentum diffusion coefficient

$$\kappa/T^3 = 2.5(4), \quad (6)$$

where the error was estimated by varying the fit-range and varying κ such that the χ^2/dof is of order unity. The result of this fit gives a good description of the data as shown in Fig. 4. Also shown are the different contributions from the model spectral function.

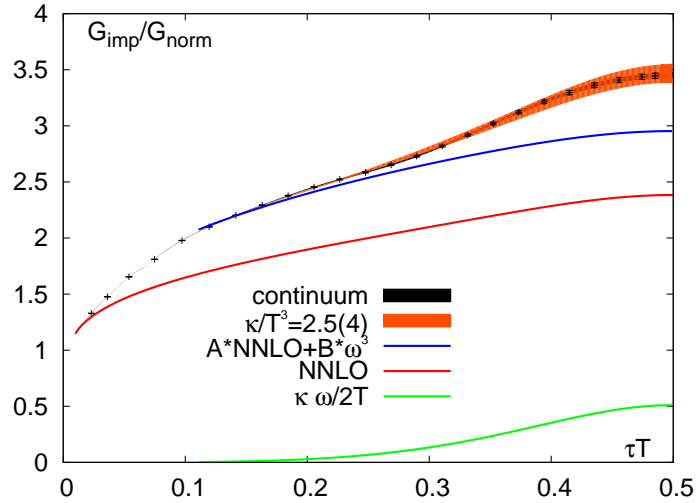


Figure 4. Result of the fit of G_{model2} to the continuum extrapolated correlator and the different contributions to the spectral function Ansatz ρ_{model2} .

The result is compatible with previous estimates on finite lattices [16] and predictions from the T-matrix approach [17]. Converted to the diffusion coefficient D our estimate is larger than a lattice determination of D for charm quarks on finite lattices [18]. It remains to be seen how this determination will depend on the quark mass and on a continuum limit. Work in this direction is in progress [19].

Acknowledgment

This work has been supported in part by the DFG under grant GRK 881 and by the European Union through I3HP and ITN STRONGnet, Numerical calculations have been performed using JARA-HPC resources at the RWTH Aachen Compute Cluster, JUQUEEN at the JSC Jülich, the OCuLUS Cluster at the Paderborn Center for Parallel Computing and the Bielefeld GPU Cluster.

References

- [1] A. Beraudo, these proceedings, arXiv:1407.5918.
- [2] A. Francis, O. Kaczmarek, M. Laine and J. Langelage, PoS LATTICE 2011 (2011) 202.
- [3] A. Francis, O. Kaczmarek, M. Laine, M. Miller, T. Neuhaus and H. Ohno, PoS LATTICE 2013 (2013) 453.
- [4] G. D. Moore and D. Teaney, Phys. Rev. C **71**, 064904 (2005).
- [5] S. Caron-Huot and G. D. Moore, Phys. Rev. Lett. **100**, 052301 (2008).
- [6] J. Casalderrey-Solana and D. Teaney, Phys. Rev. D **74** (2006) 085012.
- [7] S. Caron-Huot, M. Laine and G.D. Moore, JHEP **04** (2009) 053.
- [8] M. Lüscher and P. Weisz, JHEP **09** (2001) 010.
- [9] H.B. Meyer, Phys. Rev. D **76** (2007) 101701.
- [10] G. Parisi, R. Petronzio and F. Rapuano, Phys. Lett. B **128** (1983) 418.
- [11] P. de Forcrand and C. Roiesnel, Phys. Lett. B **151** (1985) 77.
- [12] R. Sommer, Nucl. Phys. B **411** (1994) 839.
- [13] Y. Burnier, M. Laine, J. Langelage and L. Mether, JHEP **08** (2010) 094.
- [14] M. Laine, G. D. Moore, O. Philipsen and M. Tassler, JHEP **0905**, 014 (2009).
- [15] S. S. Gubser, Nucl. Phys. B **790**, 175 (2008).
- [16] D. Banerjee, S. Datta, R. Gavai and P. Majumdar, Phys. Rev. D **85** (2012) 014510.
- [17] F. Riek and R. Rapp, Phys. Rev. C **82**, 035201 (2010).
- [18] H. T. Ding, A. Francis, O. Kaczmarek, F. Karsch, H. Satz and W. Soeldner, Phys. Rev. D **86**, 014509 (2012).
- [19] H. Ohno, PoS LATTICE 2013 (2013) 172.