

ON THE INCLINATION AND HABITABILITY OF THE HD 10180 SYSTEM

STEPHEN R. KANE¹, DAWN M. GELINO²*Submitted for publication in the Astrophysical Journal*

ABSTRACT

There are numerous multi-planet systems that have now been detected via a variety of techniques. These systems exhibit a range of both planetary properties and orbital configurations. For those systems without detected planetary transits, a significant unknown factor is the orbital inclination. This produces an uncertainty in the mass of the planets and their related properties, such as atmospheric scale height. Here we investigate the HD 10180 system which was discovered using the radial velocity technique. We provide a new orbital solution for the system which allows for eccentric orbits for all planets. We show how the inclination of the system affects the mass/radius properties of the planets and how the detection of phase signatures may resolve the inclination ambiguity. We finally evaluate the Habitable Zone properties of the system and show that the g planet spends 100% of an eccentric orbit within the Habitable Zone.

Subject headings: astrobiology – planetary systems – stars: individual (HD 10180)

1. INTRODUCTION

Multi-planet systems discoveries have revealed a diversity of system architectures, many of which significantly diverge from that of our own Solar System. Many of the recent multi-planet system discoveries have been made as a result of data from the *Kepler* mission, such as Kepler-62 (Borucki et al. 2013). These systems tend to harbor a mixture of terrestrial and Neptune-size planets, some of which are in the Habitable Zone (HZ) of their host star. There have also been several discoveries of systems with more than four planets that have been discovered by radial velocity (RV) surveys, such as the 55 Cancri system (McArthur et al. 2004; Endl et al. 2012). The orbital inclination of the planets in these cases is generally unknown, although they can be constrained through examination of the dynamical stability of the system (e.g., Correia et al. (2010)).

A multi-planet system of particular interest is the HD 10180 system, due to the both the relatively large number of planets and their relatively low masses. There have been various interpretations of the RV data for this system with respect to the number of planets present. Lovis et al. (2011) provide a seven planet solution where the detection of the inner “b” planet is considered tentative. A further solution by Tuomi (2012) demonstrates that the system may harbor nine planets. Although in both cases the planets likely have low masses, this depends on the inclination of the system with respect to the plane of the sky. As the inclination decreases the mass of the planets increases and thus their physical properties change. The inclination ambiguity can be resolved using several techniques, such as astrometry (Tuomi et al. 2009) and phase curve analysis Kane & Gelino (2011, 2012a). Determining the true masses of the planets is a key factor in determining the significance of their locations within the stellar HZ (Kopparapu et al. 2014).

skane@sfsu.edu

¹Department of Physics & Astronomy, San Francisco State University, 1600 Holloway Avenue, San Francisco, CA 94132, USA²NASA Exoplanet Science Institute, Caltech, MS 100-22, 770 South Wilson Avenue, Pasadena, CA 91125, USATABLE 1
STELLAR PARAMETERS⁽¹⁾

Parameter	Value
V	7.33
$B - V$	0.629
Distance (pc) ⁽²⁾	39.02 ± 1.1
T_{eff} (K)	5911 ± 19
$\log g$	4.39 ± 0.03
[Fe/H] (dex)	0.08 ± 0.01
M_{\star} (M_{\odot})	1.06 ± 0.05
R_{\star} (R_{\odot}) ⁽³⁾	1.109 ± 0.036

⁽¹⁾ Lovis et al. (2011)⁽²⁾ van Leeuwen (2007)⁽³⁾ Torres et al. (2010)

Here we present the results of a new analysis of the HD 10180 system in which we discuss the orbital parameters, inclination, predicted phase signatures, and HZ status of the planets. In Section 2 we provide a new Keplerian orbital solution for the system with eccentric orbits for all planets. Section 3 investigates the effects of orbital inclination on planet masses and possible radii. Section 4 discusses the phase variations of the system in different inclination scenarios and the detectability of those signatures. In Section 5 we present an analysis of the system HZ in the context of various inclinations. We provide concluding remarks in Section 6.

2. SYSTEM CONFIGURATION

HD 10180 is a star which is quite similar to solar (G1V) in terms of its fundamental properties. These are summarized in Table 1, where the majority of parameters are those provided by Lovis et al. (2011). The distance is derived from *Hipparcos* parallax measurements (van Leeuwen 2007) and the stellar radius is calculated from the mass-radius relationships determined by Torres et al. (2010). As noted by Lovis et al. (2011), the activity index shows that HD 10180 is a relatively inactive star, a property that will be of particular relevance when discussing the photometry in Section 4.

The Keplerian orbital solution provided by Lovis et al. (2011) includes seven planets and forces a circular orbit

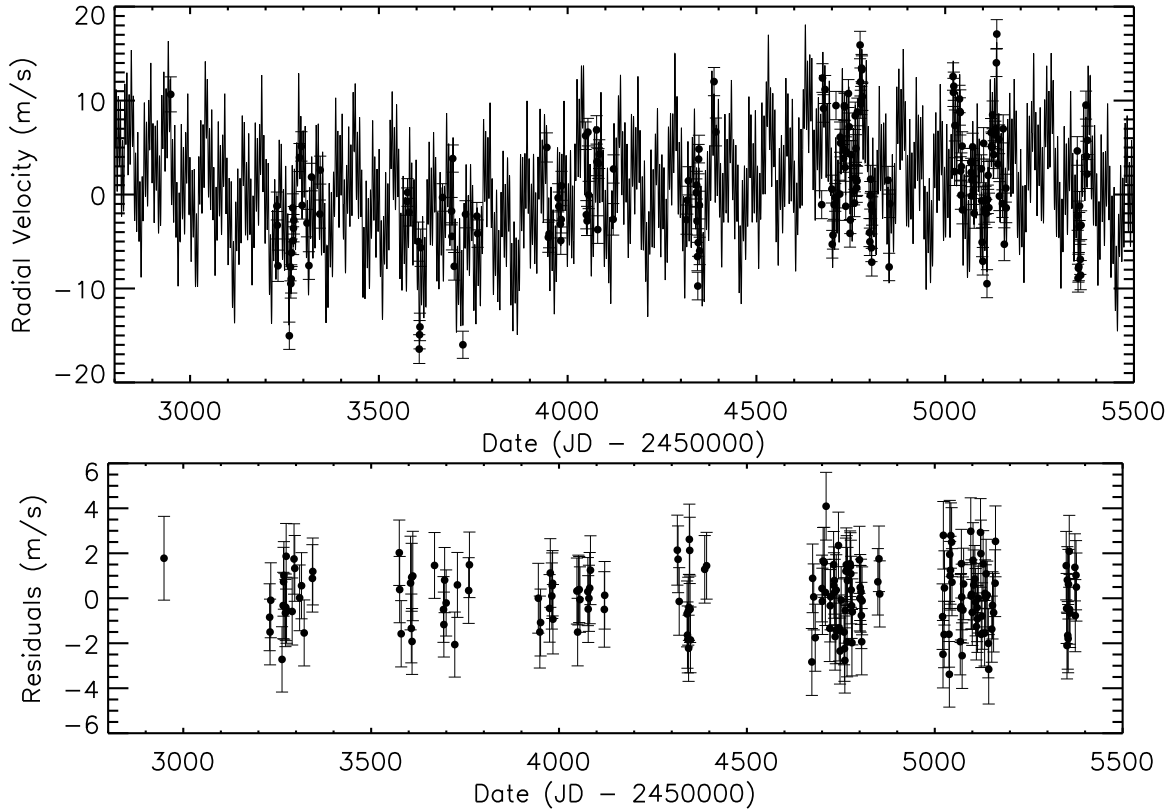


FIG. 1.— Top panel: The 190 RV measurements of HD 10180 along with the best-fit 6-planet Keplerian solution. The solution, shown in Table 2, allows the eccentricities of all planets to be free parameters. Bottom panel: The RV residuals (observed minus computed) from the best-fit model shown above.

TABLE 2
HD 10180 PLANETARY PARAMETERS

Parameter	c	d	e	f	g	h
P (days)	5.75969 ± 0.00028	16.3570 ± 0.0038	49.748 ± 0.025	122.744 ± 0.232	604.67 ± 10.42	2205.0 ± 105.9
$T_p^{(1)}$	4001.445 ± 0.426	4022.119 ± 1.157	4006.26 ± 6.91	4024.67 ± 11.03	4002.8 ± 68.3	3433.4 ± 393.1
e	0.073 ± 0.031	0.131 ± 0.052	0.051 ± 0.033	0.119 ± 0.054	0.263 ± 0.152	0.095 ± 0.086
ω (deg)	328 ± 24	325 ± 23	147 ± 54	327 ± 27	327 ± 59	142 ± 72
K (m s^{-1})	4.545 ± 0.154	2.935 ± 0.173	4.283 ± 0.169	2.862 ± 0.186	1.754 ± 0.380	3.117 ± 0.245
$M_p \sin i$ (M_J)	0.0416 ± 0.0014	0.0378 ± 0.0022	0.0805 ± 0.0032	0.0722 ± 0.0047	0.0732 ± 0.0138	0.2066 ± 0.0139
a (AU)	0.06412 ± 0.00101	0.12859 ± 0.00202	0.2699 ± 0.0043	0.4929 ± 0.0078	1.427 ± 0.028	3.381 ± 0.121

⁽¹⁾ BJD - 2,450,000

for several of those planets, including planet g. Since the semi-amplitude of the RV signal for the b planet is significantly lower than the others, we performed our own fit to the RV data to obtain a Keplerian orbital solution in which all eccentricities were allowed to vary as free parameters. The RV data were extracted from the VizieR Catalog Service³. These consist of 190 measurements obtained with the HARPS spectrograph at the ESO 3.6m telescope at La Silla Observatory. We fit the data using the partially linearized, least-squares fitting procedure described in Wright et al. (2009) and estimated parameter uncertainties using the BOOTTRAN bootstrapping routines described in Wang et al. (2012). Our best solution includes six planets where there is no significant RV trend in the data. We adopted a slightly larger stellar jitter value than Lovis et al. (2011) of 1.39 m s^{-1} which

forces the reduced χ^2 value to unity. The resulting orbital solution is shown in Figure 1 and Table 2. The residuals shown in the bottom panel of Figure 1 have an RMS scatter of 1.5 m s^{-1} . The main differences with the solution by Lovis et al. (2011) are: (1) no planet b, (2) a significant eccentricity for planet g, and (3) a smaller orbital period and eccentricity for planet h. Note that Lovis et al. (2011) force the eccentricity of the g planet to zero since a non-zero eccentricity produces an almost identical χ^2 . Here we consider a non-zero eccentricity for the g planet since it is consistent with the data and is relevant to our subsequent habitability discussion in Section 5.

Since this eccentric solution is different from those previously published, it is important to establish if it is dynamically sound. To explore this, we performed dynamical simulations using N-body integrations with the Mercury Integrator Package, described in more de-

³ <http://vizier.u-strasbg.fr/>

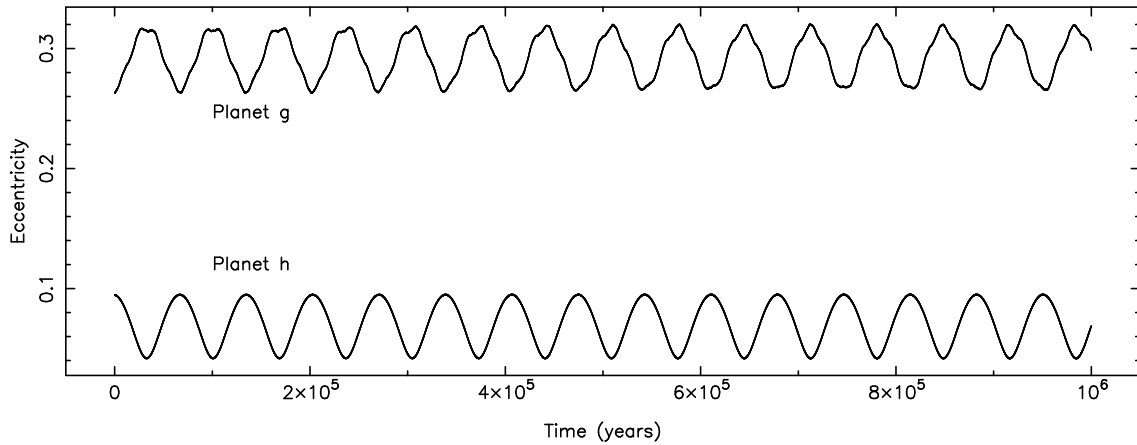


FIG. 2.— Dynamical simulations of the HD 10180 system, showing the eccentricity oscillations of the g and h planets over a period of 10^6 years. The g planet primarily dynamically interacts with the h planet with additional minor perturbations caused by the f planet.

tail by Chambers (1999). We adopted the hybrid symplectic/Bulirsch-Stoer integrator and used a Jacobi coordinate system. This coordinate system generally provides more accurate results for multi-planet systems (Wisdom & Holman 1991; Wisdom 2006) except in cases of close encounters (Chambers 1999). The integrations were performed for a simulation of 10^6 years, in steps of 100 years, starting at the present epoch.

Our simulations indicate that the orbital configuration presented in Table 2 are stable over the 10^6 year simulation. The planets do exchange angular momentum through secular oscillations of their eccentricities, but this remains at a relatively low level. The two main examples of this are the outermost (g and h) planets. The eccentricity oscillations for both of these planets are shown in Figure 2 for the complete simulation period. The secular oscillations complete approximately 15 cycles during the 10^6 year simulation with a period of $\sim 65,000$ years. The range of eccentricity for the g and h planets are 0.263–0.321 and 0.042–0.095 respectively. The g planet eccentricity oscillations are also perturbed due to interactions with the f planet. We discuss the implications of these oscillations further in Section 5.

3. INCLINATION AND PLANETARY PROPERTIES

There is a well studied relationship between planetary mass and radius. Early work on mass-radius relationships for gas giants (Fortney et al. 2007) and super-Earths (Seager et al. 2007) paved the way for understanding the results of Kepler discoveries. Kepler planets have subsequently allowed empirical relations to be developed for low-mass planets (Weiss et al. 2013; Weiss & Marcy 2014). The nature of radial velocity discoveries of exoplanet that lack confirmation from other techniques is that it is only the minimum mass that is known. The true planetary masses depend on the inclination of the system, from edge-on ($i = 90^\circ$) to face-on ($i = 0^\circ$) with respect to the plane of the sky.

In Figure 3 we show the increase in the HD 10180 planet masses as a function of orbital inclination. The f and g planets have similar masses and so their lines in the plots are almost indistinguishable. The dynamical analysis of the HD 10180 system by Lovis et al. (2011) shows that the system is still stable for $i = 30^\circ$ but not for $i = 10^\circ$, concluding that an instability transition oc-

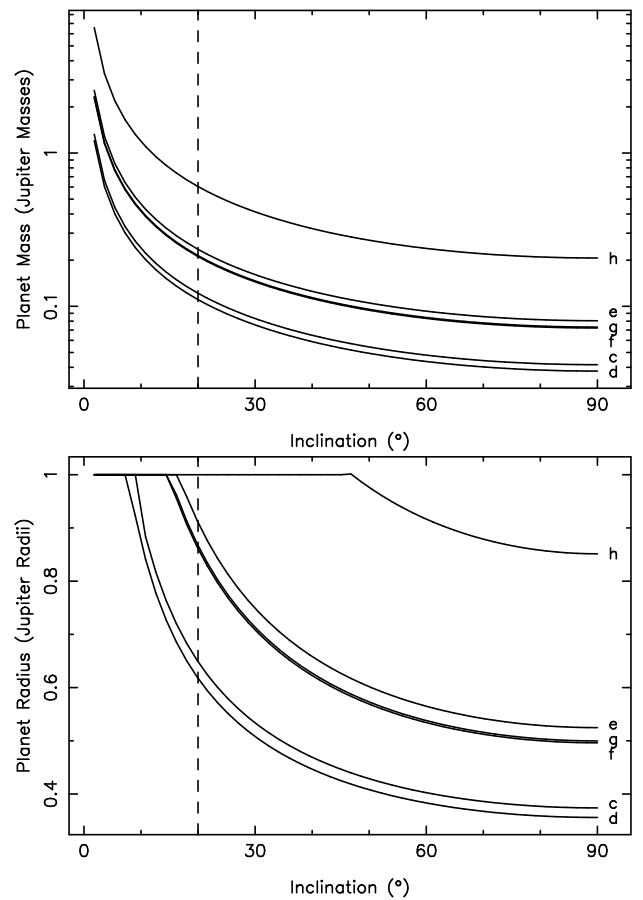


FIG. 3.— The dependence of the HD 10180 planetary properties of mass (top panel) and radius (bottom panel) on the system inclination, where 90° is an edge-on orientation and 0° is face-on. The vertical lines represent the likely lower inclination limit of the system as estimated by Lovis et al. (2011).

curs around $i \sim 20^\circ$. We tested this instability transition by repeating our stability analysis described in Section 2 for a variety of inclinations. We confirm that the system becomes unstable at $i \sim 20^\circ$ (shown as a vertical dashed line in Figure 3) with the ejection of the d planet, but the g planet remains stable despite the higher eccentricity. The range of g planet eccentricities described in Section

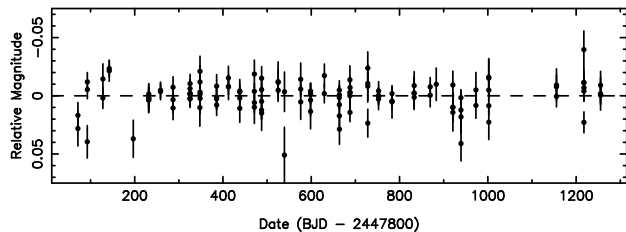


FIG. 4.— Photometry of HD 10180 from the *Hipparcos* mission which shows photometric stability at the 1% level.

2 remains the same until instability occurs. The bottom panel of Figure 3 shows the corresponding change in planet radius using the simple mass-radius relationship of Kane & Gelino (2012b) which assumes an approximate Jupiter radius for masses larger than 0.3 Jupiter masses. We discuss the implications of these mass/radius increases in the following sections.

4. PHASE VARIATIONS

A further means through which to constrain the inclination of the system is by the detection of phase variations. This technique was described in detail by Kane & Gelino (2012a) where the amplitude of the phase variations depend on the planetary properties which vary with inclination (see Section 3). One aspect of the system that affects the ability to detect such phase signatures is the activity of the star. HD 10180 is known to be a relatively inactive star with a mean activity index of $\log R'_{\text{HK}} = -5.00$ (Lovis et al. 2011). We used publicly available data from the *Hipparcos* satellite to search for low-frequency photometric variations of HD 10180. *Hipparcos* acquired a total of 125 measurements spanning a period of 1184 days during the course of its three-year mission (Perryman et al. 1997; van Leeuwen 2007). These data are shown in Figure 4. The 1σ RMS scatter of the 125 HD 10180 measurements is 0.013 mag, while the mean of the measurement uncertainties is 0.011. Thus it is consistent with a photometrically stable star at the 1% level. A Fourier analysis of the *Hipparcos* data do not reveal any significant periodic signatures and indeed the data Nyquist frequency of 0.0528 days^{-1} is slightly above the predicted period of the stellar rotation (~ 24 days). The *Hipparcos* data sampling is therefore unlikely to detected stellar rotation variability.

Although it is advantageous that the star is relatively quiet, the phase variations occur on a much lower level. We calculate the predicted phase variations of the system by adopting the formalism of Kane & Gelino (2010). This formalism accounts for planetary size, orbital eccentricity, and the variation of geometric albedo with separation from the host star. The flux ratio of the planet to the host star is given by

$$\epsilon(\alpha, \lambda) \equiv \frac{f_p(\alpha, \lambda)}{f_\star(\lambda)} = A_g(\lambda)g(\alpha, \lambda)\frac{R_p^2}{r^2} \quad (1)$$

where A_g is the geometric albedo, $g(\alpha, \lambda)$ is the phase function, R_p is the planetary radius, and r is the star-planet separation. The resulting flux variations of the system are shown in the top three panels of Figure 5 where we have calculated the variations for system inclinations of 90° (edge-on), 30° , and 10° . In each panel the phase flux variations due to the individual planets are shown as solid lines and the combined variations are

indicated by the dotted line. These are shown for one complete orbital phase of the outer planet. As described in Section 3, the inclination must be larger than 10° in order to retain a stable orbital configuration for the system.

The phase variations of the c and d planets are also labeled on the right of each panel in Figure 5. The peak flux variations are dominated by the inner (c) planet for each inclination. The planet has a calculated radius of 0.37 and 0.92 Jupiter radii for inclinations of 90° and 10° respectively. As shown by Kane & Gelino (2011), the effect of decreasing the inclination is to remove the time variability of the phase function resulting in flux variations caused exclusively by orbital eccentricity. This can be particularly seen for the d planet in the bottom panel which retains a photometrically variable signature due to its eccentricity of 0.131 (see Table 2). The amplitude of the total variations remains very similar with decreasing inclination due to the compensation of the increased planetary radii. However, the constantly visible illumination of the c and d planets for lower inclinations significantly raises the baseline of the planetary reflected light received. The effect of this is to raise the signal-to-noise of the variations which makes their detection more accessible. A possible method to discriminate between the baseline flux from the planet and the stellar flux is through polarized light. The motion of the planet(s) will produce a polarization signature distinct from the stellar flux due to the scattering of light from the planetary atmospheres (Berdyugina et al. 2011; Wiktorowicz 2009). However, for Keplerian orbits an additional distinction is available via the difference in phase between the times of periastron and maximum phase variations (phase angle zero). The bottom panel of Figure 5 shows the difference between the combined flux variations of $i = 10^\circ$ and $i = 90^\circ$ after the minimum flux (baseline) has been removed. The 58° separation of the periastron passage of the c planet from the zero phase angle produces a difference in phase signature of amplitude similar to the individual inclination scenarios. In practice, most systems will have an even larger separation which will aid in this distinction, the amplitude of which will depend on the orbital eccentricities. Resolving this degeneracy will greatly aid in disentangling the components of the phase signature and thus the inclination of the system. The total flux variations are of amplitude several parts per million (ppm) and thus close to the photometric precision achieved by the *Kepler* mission for the brightest stars monitored. This technique could therefore be used to rule out low system inclinations and/or high albedos for multi-planet systems, particularly with data from future missions such as the James Webb Space telescope (JWST) and the Transiting Exoplanet Survey Satellite (TESS).

5. HABITABILITY OF THE g PLANET

With the revised orbital solution of Section 2 and inclination effects described in Sections 3 and 4, we finally investigate the HZ of the system. The empirically derived HZ boundaries of Kasting et al. (1993) have recently been replaced by new calculations by Kopparapu et al. (2013, 2014). We use these calculations to provide new estimates for the HZ in the HD 10180 by adopting the definitions of “conservative” and “optimistic” HZ mod-

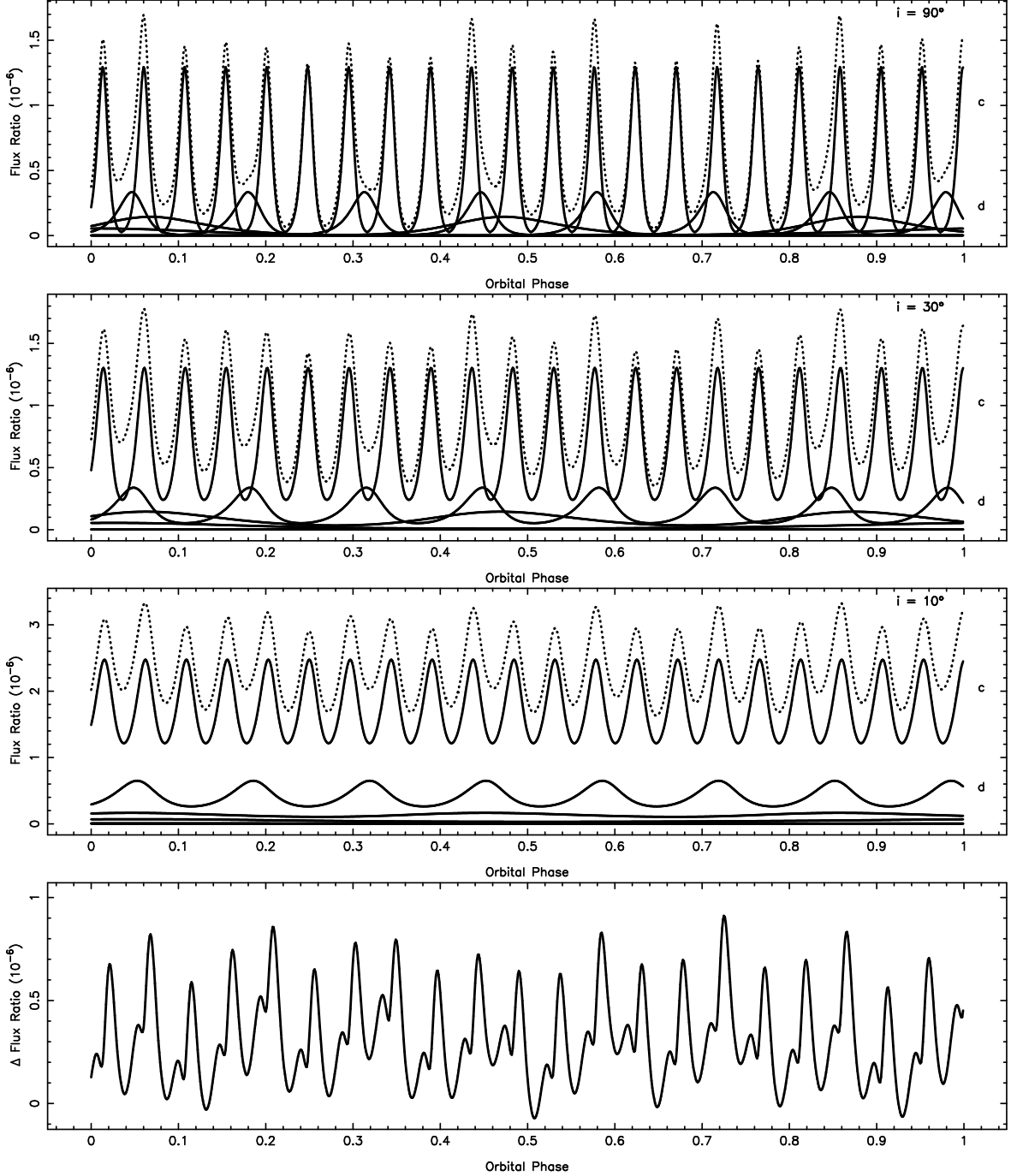


FIG. 5.— The flux variations of the HD 10180 system due to the phase variations of the planets as they orbit the host star. We consider three inclinations of the plane of the system with respect to the plane of the sky; $i = 90^\circ$ or edge-on (top panel), $i = 30^\circ$ (second panel), and $i = 10^\circ$ (third panel). In each panel the phase variations of individual planets are shown as solid lines phased on the orbital period of the outer planet, the combined signature of all six planets is shown as a dotted line, and the phase variations of c and d are labeled. The bottom panel shows the difference in flux variations between the $i = 10^\circ$ and $i = 90^\circ$ scenarios after the baseline flux has been removed.

els described by Kane et al. (2013). These definitions use different boundaries for the HZ based on assumptions regarding the amount of time that Venus and Mars were able to retain liquid water on their surfaces (Kopparapu et al. 2013). Kane (2014) showed the extent to which HZ boundaries depend on stellar parameter uncertainties, although the parameters in Table 1 are sufficiently well known that the HZ boundary uncertainties are negligible. HZ calculations for all known exo-

planetary systems are available using the same methodology through the Habitable Zone Gallery (Kane & Gelino 2012b).

Figure 6 shows two top-down views of the HD 10180 system, one zoomed out to include the outer planet (left panel) and the other zoomed in to show the inner planets (right panel). In each panel, the HZ is depicted by the shaded region where the light gray represents the conservative HZ and the dark gray is the extension to the

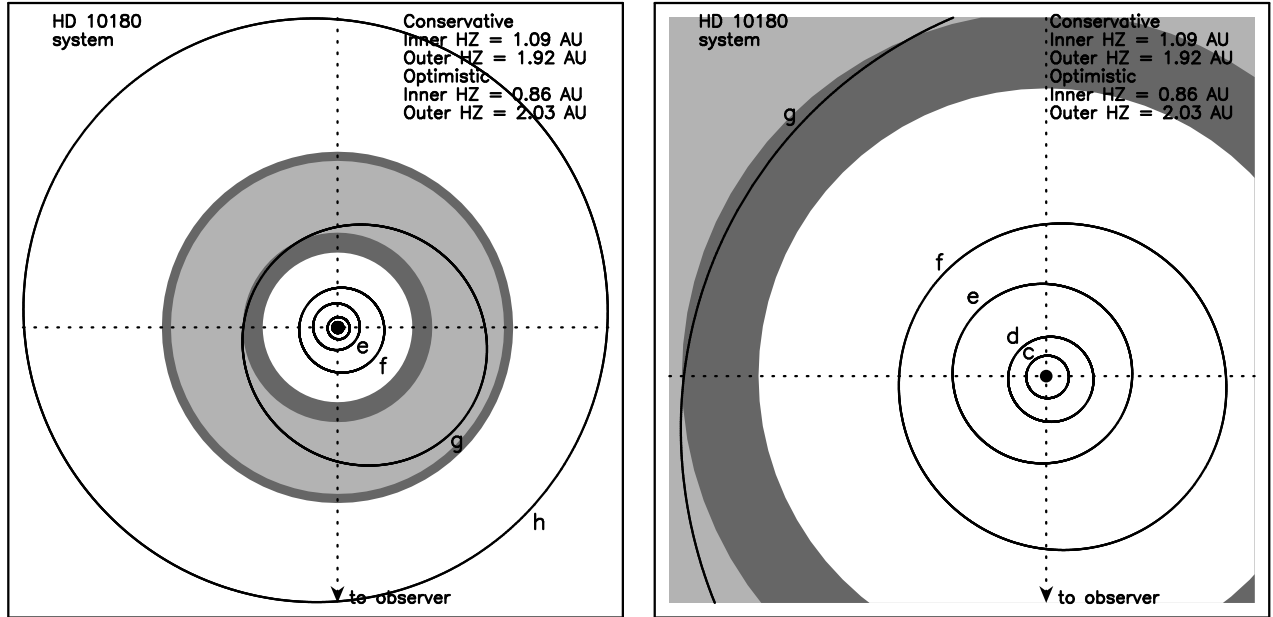


FIG. 6.— A top-down view of the HD 10180 system showing the extent of the HZ calculated using the stellar parameters of Table 1. The conservative HZ is shown as light-gray and optimistic extension to the HZ is shown as dark-gray. The revised Keplerian orbits of the planets from Table 2 are overlaid. Left Panel: The full HZ of the system with the outer 5 planets. Right panel: A zoom-in of the system showing the orbits of the inner 5 planets and the orbital path of the g planet into the optimistic HZ.

HZ with optimistic calculations. Of greatest interest in this figure from a HZ perspective is the g planet. The planet remains in the conservative HZ for 89% of the duration of one orbit with the remaining 11% within the optimistic HZ. The orbital path through the optimistic HZ occurs during the periastron passage and is clearly shown in the right panel of Figure 6. The orbital stability analysis from Section 2 showed that the eccentricity of the planet can oscillate to a value as high as ~ 0.32 over $\sim 65,000$ year timescales. We recomputed our HZ calculations using this maximum eccentricity and found that the planet remains 100% in the HZ; 83% in the conservative HZ and 17% in the optimistic HZ. Thus interactions with the other planets do not perturb the HZ status of the planet. Note that increasing the eccentricity by the 1σ uncertainty shown in Table 2 ($e = 0.415$) results in the planet passing slightly interior to the optimistic HZ during periastron passage, but it remains in the HZ for 94% of the orbital period. Planets in eccentric orbits which spend only part of their orbit in the HZ have been previously investigated (Kane & Gelino 2012c; Williams & Pollard 2002). These studies show that habitability is not necessarily ruled out depending on the efficiency of the planetary atmosphere in redistributing the variable energy from stellar insolation during the orbit.

For an inclination of 90° , the mass of the g planet is 0.0732 Jupiter mass or 23.3 Earth masses. The estimated radius according to Figure 3 is 0.5 Jupiter radii. An inclination of 30° raises these values to $0.1464 M_J$, $46.5 M_\oplus$, and $0.71 R_J$ respectively. Adjusting the inclination to the stability limit of 10° further raises the values to $0.422 M_J$, $134.0 M_\oplus$, and $1.0 R_J$ respectively. For any value of inclination, the mass of the g planet is far above the threshold where the planet is likely to have a purely rocky composition (Marcy et al. 2014). Thus the

prospects for habitability for the g planet lies within a moon system which the planet may harbor. Searches for exomoons around such HZ giant planets have been undertaken (Kipping et al. 2013) but have not yet yielded positive results. Recent studies of exomoon habitability have shown that there are a variety of factors which add to the total energy budget including flux from the planet and tidal effects (Heller 2012; Hinkel & Kane 2013). Although these additional factors are usually negligible compared with the flux from the host star, they may be sufficient in this case to render the g planet moons devoid of surface liquid water considering the planet already moves interior to the conservative HZ.

6. CONCLUSIONS

Multi-planet exoplanetary systems offer exceptional opportunities for system characterization, such as constraining the orbital inclinations and eccentricities based on stability simulations. These systems are particularly interesting when one or more of the planets occupy the HZ of their host star. The HD 10180 is just such a system, with a range of planetary masses and at least one planet within the HZ. We have presented a new orbital solution which allows the g planet to have significant orbital eccentricity whilst preserving the stability of the system. We have quantitatively shown how the properties of the planets alter depending on the inclination of the system. These properties in turn change the predicted phase signatures of the system and provides a method through which future observations could resolve the inclination ambiguity.

An important consideration for HZ planets is the orbital eccentricity since the variable stellar insolation can greatly effect the habitability. The revised orbital solution presented here allows for an eccentric orbit for the only HZ planet in the system. The HZ calculations de-

scribed here show that the g planet spends most of a complete orbital period within the conservative HZ and moves into the interior optimistic HZ for the remaining time. The mass of the planet is high enough that surface liquid water is only possible on any moons the planet may possess. The topic of exomoons is one of increasing study and detection efforts and is thus likely to yield positive detections in the near future. As next-generation instrumentation is developed for exoplanetary studies, it is important to identify the best HZ targets orbiting bright

host stars such as the one described here.

ACKNOWLEDGEMENTS

The authors would like to thank the anonymous referee, whose comments greatly improved the quality of the paper. This research has made use of the following online resources: the Exoplanet Orbit Database and the Exoplanet Data Explorer at exoplanets.org, the Habitable Zone Gallery at hzglary.org, and the VizieR catalog access tool, CDS, Strasbourg, France.

REFERENCES

- Berdyugina, S.V., Berdyugin, A.V., Fluri, D.M., Piirola, V. 2011, *ApJ*, 728, L6
- Borucki, W.J., et al., 2013, *Science*, 340, 587
- Chambers, J.E. 1999, *MNRAS*, 304, 793
- Correia, A.C.M., et al. 2010, *A&A*, 511, 21
- Endl, M., et al. 2012, *ApJ*, 759, 19
- Fortney, J.J., Marley, M.S., Barnes, J.W. 2007, *ApJ*, 659, 1661
- Heller, R. 2012, *A&A*, 545, L8
- Hinkel, N.R., Kane, S.R. 2013, *ApJ*, 774, 27
- Kane, S.R., Gelino, D.M. 2010, *ApJ*, 724, 818
- Kane, S.R., Gelino, D.M. 2011, *ApJ*, 729, 74
- Kane, S.R., Gelino, D.M. 2012a, *MNRAS*, 424, 779
- Kane, S.R., Gelino, D.M. 2012b, *PASP*, 124, 323
- Kane, S.R., Gelino, D.M. 2012c, *AsBio*, 12, 940
- Kane, S.R., Barclay, T., Gelino, D.M. 2013, *ApJ*, 770, L20
- Kane, S.R. 2014, *ApJ*, 782, 111
- Kasting, J.F., Whitmire, D.P., Reynolds, R.T. 1993, *Icarus*, 101, 108
- Kipping, D.M., Forgan, D., Hartman, J., Nesvorný, D., Bakos, G.Á., Schmitt, A., Buchhave, L. 2013, *ApJ*, 777, 134
- Kopparapu, R.K., et al. 2013, *ApJ*, 765, 131
- Kopparapu, R.K., et al. 2014, *ApJ*, 787, L29
- Lovis, C., et al., 2011, *A&A*, 528, 112
- Marcy, G.W., et al. 2014, *ApJS*, 210, 20
- McArthur, B.E., et al. 2004, *ApJ*, 614, L81
- Perryman, M.A.C., et al., 1997, *A&A*, 323, L49
- Seager, S., Kuchner, M., Hier-Majumder, C.A., Militzer, B. 2007, *ApJ*, 669, 1279
- Torres, G., Andersen, J., Giménez, A. 2010, *A&ARv*, 18, 67
- Tuomi, M., Kotiranta, S., Kaasalainen, M. 2009, *A&A*, 494, 769
- Tuomi, M. 2012, *A&A*, 543, 52
- van Leeuwen, F. (ed.) 2007, *Hipparcos, the New Reduction of the Raw Data* (Astrophysics and Space Science Library, Vol. 350)
- Wang, S.X., et al. 2012, *ApJ*, 761, 46
- Weiss, L.M., et al. 2013, *ApJ*, 768, 14
- Weiss, L.M., Marcy, G.W. 2014, *ApJ*, 783, L6
- Wiktorowicz, S.J. 2009, *ApJ*, 696, 1116
- Williams, D.M., Pollard, D. 2002, *IJAsB*, 1, 61
- Wisdom, J., Holman, M. 1991, *AJ*, 102, 1528
- Wisdom, J. 2006, *AJ*, 131, 2294
- Wright, J.T., Upadhyay, S., Marcy, G.W., Fischer, D.A., Ford, E.B., Johnson, J.A. 2009, *ApJ*, 693, 1084