

INTERSTELLAR EXTINCTION AND ABUNDANCES OF SIMPLE DIATOMIC MOLECULES

T. Weselak¹ and J. Kręłowski²

Abstract. We analyze mutual relations between interstellar extinction $E(B-V)$ and column densities of diatomic molecules such as CN, CH and CH cation observed along translucent sightlines. Observational material acquired using five echelle spectrographs, situated in both northern and southern hemispheres, was used in this study. While column densities of CH, CH⁺ correlate reasonably tightly with $E(B-V)$ the similar relation built for CN shows a large scatter. This result suggests that CH and CH⁺ molecules are quite well spatially correlated to interstellar dust while CN requires another conditions to be formed. The CH molecule is closely related to H₂ as it was demonstrated already; the fact is interesting since H₂ is believed to be formed on grain surfaces rather than in the gas phase.

1 Introduction

The aim of this project is:

- To determine column densities of simple diatomic molecules toward new 80 targets in our database
- To check relations between abundances of CH, CH⁺, CN molecules and $E(B-V)$ basing on statistically meaningful sample of objects
- To find out the new relation between column densities of CH and H₂ molecules based on new results concerning CH molecule (abundances of molecular hydrogen are published by Savage et al. 1977, Rachford et al. 2002).

2 The Observational Material

Our observing material consists of spectra of 168 stars containing CN and/or CH and CH⁺ features. It was acquired using five echelle spectrometers:

- MAESTRO fed by the 2-m telescope of the Observatory at Peak Terskol (see <http://www.terkol.com/telescopes/3-camera.htm>)

¹ Department of Physics, Kazimierz Wielki University, Weysenhoffa 11, 85-072 Bydgoszcz, Poland

² Center for Astronomy, Nicolaus Copernicus University, Gagarina 11, Pl-87-100 Toruń, Poland

- Feros spectrograph, fed with the 2.2m ESO telescope in Chile (see <http://www.lis.eso.org/lasilla/sciops/2p2/E2p2M/FEROS/>)
- fiber-fed echelle spectrograph installed at 1.8-m telescope of the Bohyunsan Optical Astronomy Observatory (BOAO) in South Korea
- HARPS spectrometer, fed with the 3.6m ESO telescope in Chile (see <http://www.lis.eso.org/lasilla/sciops/3p6/harps/>)
- UVES spectrograph at Paranal in Chile. For more information see: <http://www.eso.org/sci/facilities/paranal/instruments/uves>

To obtain column densities of diatomic molecules we used:

- in the case of CN features with $EW > 14m\text{\AA}$ (CN features are saturated) we used the method of Roth & Meyer (1995).
- when CH line of A-X system was saturated we used the sum of column densities obtained from unsaturated 3886 and 3890 lines of B-X system.
- in the case of saturated CH^+ A-X (0, 0) band at 4232 \AA we used unsaturated (1, 0) band centered near 3957 \AA .

Oscillator strengths in the case of each transition are given in Table 1.

Table 1: Adopted molecular parameters. References: 1 – Gredel et al. (1993), 2 – Weselak et al. (2009a), 3 – van Dishoeck and Black (1986), 4 – Roth and Meyer (1995).

Species	Vibronic band	Rotational lines	Position [\AA]	Ref.	f-value	Ref.
CH	$\text{A}^2\Delta - \text{X}^2\Pi$ (0, 0)	$\text{R}_{2e}(1) + \text{R}_{2f}(1)$	4300.3132	1	0.00506	3
	$\text{B}^2\Sigma^- - \text{X}^2\Pi$ (0, 0)	$\text{Q}_2(1) + \text{Q}_1\text{R}_{12}(1)$	3886.409	1	0.00320	1
CH^+	(0, 0)	$\text{PQ}_{12}(1)$	3890.217	1	0.00210	1
	$\text{A}^1\Pi - \text{X}^1\Sigma^+$ (0, 0)	R(0)	4232.548	2	0.00545	2
	(1, 0)	R(0)	3957.689	2	0.00342	2
CN	$\text{B}^2\Sigma^+ - \text{X}^2\Sigma^+$ (0, 0)	R(0)	3874.608	4	0.0342	4
		R(1)	3873.998	4	0.0228	4
		P(1)	3875.763	4	0.0114	4

3 Results

- The interstellar reddening correlates better with CH than CH^+ molecule. A very poor relation is observed in the case of CN.
- Certain objects (HD 27778, 147889, 154368, 161056, 204827, 208501) demonstrate high abundances of diatomic molecules in relation to E(B-V) – CH&CN abundant clouds
- HD 34078 is untypical object in case of which CH and CH^+ molecules are overabundant in relation to E(B-V) – CH& CH^+ abundant cloud

- The relation between column densities of CH and H₂ molecules is very tight (see also results of Danks, Federman and Lambert 1984, Weselak et al. 2004). New relation with correlation coefficient equal to 0.95 is obtained on the basis of 53 stars.

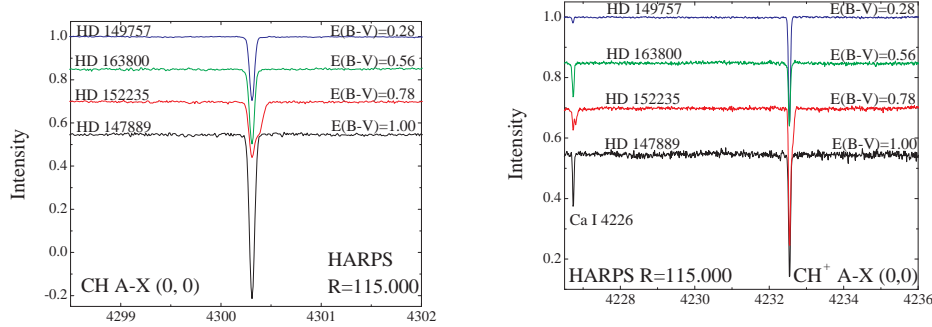


Fig. 1. The CH A-X system at 4300 Å in spectra of four targets with increasing reddening (at the left). At the right panel we present CH⁺ A-X (0, 0) band at 4232 Å seen in the spectra of the same stars.

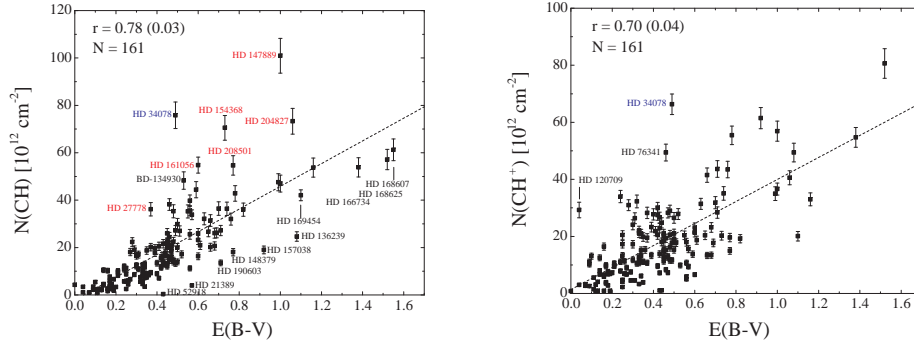


Fig. 2. Correlation plots between column densities of CH, CH⁺ versus E(B-V). The best relation is seen in the case of CH molecule which is apparently also a very good H₂ tracer. Objects with overabundant CH and CN in relation to E(B-V) are marked as red and CH&CH⁺ object HD 34078 in spectrum of which CH and CH⁺ are highly abundant – with blue.

4 Acknowledgements

Authors acknowledge the financial support: JK and TW acknowledge that of the Polish State during the period 2007 - 2010 (grant N203 012 32/1550). We are grateful

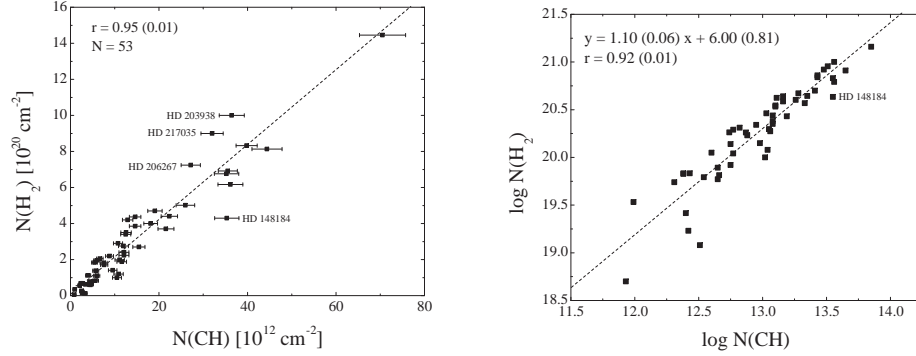


Fig. 3. Tight relation between column densities of CH and molecular hydrogen seen also in normal and log scale (at the right panel). The correlation coefficient in each case is equal to 0.95 and 0.92, respectively.

to Y. Byaletski., G. LoCurto, G.A. Galazutdiov and F.A. Musaev for their help in acquiring the spectra used and many helpful suggestions.

References

- Danks A.C., Federman S.R., Lambert D.L., 1984, *A&A*, 130, 62
 Rachford B.L., Snow, T.P., Tumlinson, J., et al., 2002, *ApJ*, 577, 221
 Roth, K.C, Meyer, D.M., 1995, *ApJ*, 441, 129
 Savage, B.D., Bohlin, R.C., Drake, J.F., Budich, W., 1977, *ApJ*, 216, 291
 van Dishoeck, E.F., Black, J.H., 1986, *ApJS*, 62, 109
 van Dishoeck, E.F., Black, J.H., 1989, *ApJ*, 340, 273
 Weselak, T., Galazutdinov, G.A., Musaev, F.A., Krelowski, J., 2004, *A&A*, 414, 949
 Weselak, T., Galazutdinov, G.A., Musaev, F.A., Krelowski, J., 2008a, *A&A*, 479, 149
 Weselak, T., Galazutdinov, G.A., Musaev, F.A., Krelowski, J., 2008b, *A&A*, 484, 381