

Compton scattering in strong magnetic fields: Spin-dependent influences at the cyclotron resonance

Peter L. Gonthier,^{1,*} Matthew G. Baring,^{2,†} Matthew T. Eiles,^{3,‡}
Zorawar Wadiasingh,^{2,§} Caitlin A. Taylor,^{3,¶} and Catherine J. Fitch^{4,**}

¹*Hope College,
Department of Physics,
27 Graves Place*

Holland, Michigan 49423, USA

²*Department of Physics and Astronomy, MS-108,
Rice University,
P.O. Box 1892,*

Houston, Texas 77251-1892, USA

³*Hope College,
Department of Physics,
27 Graves Place,
Holland, Michigan 49423, USA*

⁴*Grinnell College,
Department of Physics,
1115 Eight Avenue,
Grinnell, Iowa 50112, USA*

(Dated: August 13, 2018)

The quantum electrodynamical (QED) process of Compton scattering in strong magnetic fields is commonly invoked in atmospheric and inner magnetospheric models of x-ray and soft gamma-ray emission in high-field pulsars and magnetars. A major influence of the field is to introduce resonances at the cyclotron frequency and its harmonics, where the incoming photon accesses thresholds for the creation of virtual electrons or positrons in intermediate states with excited Landau levels. At these resonances, the effective cross section typically exceeds the classical Thomson value by over 2 orders of magnitude. Near and above the quantum critical magnetic field of 44.13 TeraGauss, relativistic corrections must be incorporated when computing this cross section. This profound enhancement underpins the anticipation that resonant Compton scattering is a very efficient process in the environs of highly magnetized neutron stars. This paper presents formalism for the QED magnetic Compton differential cross section valid for both subcritical and supercritical fields, yet restricted to scattered photons that are below pair creation threshold. Calculations are developed for the particular case of photons initially propagating along the field, and in the limit of zero vacuum dispersion, mathematically simple specializations that are germane to interactions involving relativistic electrons frequently found in neutron star magnetospheres. This exposition of relativistic, quantum, magnetic Compton cross sections treats electron spin dependence fully, since this is a critical feature for describing the finite decay lifetimes of the intermediate states. Such lifetimes are introduced to truncate the resonant cyclotronic divergences via standard Lorentz profiles. The formalism employs both the traditional Johnson and Lippmann (JL) wave functions and the Sokolov and Ternov (ST) electron eigenfunctions of the magnetic Dirac equation. The ST states are formally correct for self-consistently treating spin-dependent effects that are so important in the resonances. It is found that the values of the polarization-dependent differential cross section depend significantly on the choice of ST or JL eigenstates when in the fundamental resonance, but not outside of it, a characteristic that is naturally expected. Relatively compact analytic forms for the cross sections are presented that will prove useful for astrophysical modelers.

PACS numbers: 12.20.Ds, 95.30.Cq, 95.85.Nv, 95.85.Pw, 97.60.Gb, 97.60.Jd, 98.70.Rz

* gonthier@hope.edu

† baring@rice.edu

‡ matt.eiles1@gmail.com

§ zw1@rice.edu, zwadiasingh@gmail.com

¶ ctayl105@utk.edu

** catherine.fitch@gmail.com

I. INTRODUCTION

The physics of Compton scattering $e\gamma \rightarrow e\gamma$ in strong magnetic fields has been studied fairly extensively over the last four decades, motivated at first by the discovery of cyclotron lines in accreting x-ray binary pulsars (see [1] for Her X-1, [2] for 4U 0115+634, [3] for X0331+53, and [4] for A0535+26), a genre of neutron stars. More recently, constraints on stellar magnetic dipole moments obtained from pulse timing observations have led to the identification of the exotic and highly magnetized class of neutron stars now known as magnetars [e.g., see [5] for the Anomalous X-ray Pulsar (AXP) 1E 1841-045, [6] for Soft Gamma-Ray Repeater (SGR) 1806-20, [7] and references therein for AXP 4U 0142+61, and [8] for SGR 1900+14] — this topical development has promoted a resurgence in the interest of this intriguing physical process. In classical electrodynamics, Thomson scattering in an external field evinces a pronounced resonance for incoming photons at the cyclotron frequency in the electron rest frame (ERF), within the confines of Larmor radiation formalism [9–11]. This feature also appears in quantum formulations of magnetic Thomson scattering [9, 12, 13] appropriate for fields $B \ll 10^{13}$ Gauss. For neutron star applications it is often necessary to employ forms for the magnetic Compton scattering cross section that are computed in the relativistic domain. This is dictated by the atmospheric or magnetospheric fields of such compact objects possessing strengths either approaching, or exceeding (in the case of magnetars) the quantum critical field $B_{\text{cr}} = 4.414 \times 10^{13}$ Gauss, i.e., that for which the electron cyclotron and electron rest mass energies are equal. Such results from quantum electrodynamics (QED) have been offered in various papers [12–15] at various levels of analytic and numerical development. In particular, Refs. [14, 15] highlight the essential contributions provided by relativistic quantum mechanics, namely, the appearance of multiple resonances at various “harmonics” of the cyclotron fundamental and strong Klein-Nishina reductions that are coincident with electron recoil when the incident photon has an energy exceeding around $m_e c^2$ in the electron’s initial rest frame. For photons incident at nonzero angles to the magnetic field, the harmonic resonances are not equally spaced in frequency [14], and they correspond to kinematic arrangements that permit excitation of the intermediate virtual electron to various Landau levels — the discrete eigenvalues of energy transverse to the field.

Extant QED calculations of the magnetic Compton process in the literature [14, 15] emphasize frequency domains either away from the resonances, or in the wings of the resonances, and presuming infinitely long-lived intermediate states, and therefore possess divergent resonances at the cyclotron harmonics. This suffices for several astrophysical applications, for example, the consideration of Compton scattering contributions to opacity in forging atmospheric or photospheric structure in magnetars [16–18]. However, for other applications that sample the resonances preferentially, such as the resonant Compton upscattering models of magnetar spectra and associated electron cooling in [19–21], a refined treatment of the cross section in the resonances is necessary. The divergences appear in resonant denominators that emerge from Fourier transforms of the spatial and temporal complex exponentials in the wave functions: these denominators capture the essence of precise energy conservation at the peak of the resonance. Since the intermediate state is not infinitely long-lived, its energy specification is not exact, and consequently the divergences are unphysical, and must be suitably truncated. The appropriate approach is to introduce a finite lifetime or decay width to the virtual electrons for cyclotronic transitions to lower excited Landau levels, most commonly to the ground state. This introduces a Breit-Wigner prescription and forms a Lorentz profile in energy to express the finiteness of the cross section through any resonance [15, 22–25]. Historically, when this approach has been adopted, spin-averaged widths Γ (i.e., inverse decay times) for the virtual electrons have been inserted into the scattering formalism. While expedient, this is not precise in that a self-consistent treatment of the widths does not amount to a linear characterization of the overall spin dependence. In other words, averaging the spins in forming Γ does not correctly account for the coupling of the spin dependence of the temporal decay of the intermediate electron with the spin dependence of the spatial portion of its wave functions, i.e., the spinors. Rectifying this oversight in prior work is a principal objective of this paper.

Another technical issue with calculating QED interactions in strong magnetic fields is the choice of the eigenstate solutions to the magnetic Dirac equation. Historically, several choices of wave functions have been employed in determinations of the Compton scattering cross section and cyclotron decay rates. The two most widely used wave functions are those of Johnson and Lippmann (JL) [26] and Sokolov and Ternov (ST) [27]. The JL wave functions are derived in Cartesian coordinates and are eigenstates of the kinetic momentum operator $\boldsymbol{\pi} = \mathbf{p} - e\mathbf{A}(\mathbf{x})/c$. The ST wave functions, specifically their “transverse polarization” states, are derived in cylindrical coordinates and are eigenfunctions of the magnetic moment (or spin) operator μ_z (with $\boldsymbol{\mu} = mc\boldsymbol{\sigma} + \gamma_5\beta\boldsymbol{\sigma} \times [\mathbf{p} - e\mathbf{A}(\mathbf{x})/c]$) in Cartesian coordinates within the confines of the Landau gauge $\mathbf{A}(\mathbf{x}) = (0, Bx, 0)$.

Given the different spin dependence of the ST and JL eigenstates, one must use caution in making the appropriate choice when treating spin-dependent processes. Herold, Ruder and Wunner [28] and Melrose and Parle [29] have noted that the ST eigenstates have desirable properties that the JL states do not possess, such as being eigenfunctions of the Hamiltonian including radiation corrections, having symmetry between positron and electron states, and diagonalization of the self-energy shift operator. Graziani [24] and Baring, Gonthier and Harding [30] noted that spin states in the ST formalism for cyclotron transitions are preserved under Lorentz boosts along \mathbf{B} , a convenient

property. In contrast, the JL wave functions mix the spin states under such a Lorentz transformation, and therefore are not appropriate for a spin-dependent formulation of the cyclotron process. In [24] it was observed that the ST wave functions are the physically correct choices for spin-dependent treatments and for incorporating widths in the scattering cross section. Although the spin-averaged ST and JL cyclotron decay rates are equal, their spin-dependent decay rates are not, except in the special case in which the initial component of momentum of the electron parallel to the magnetic field vanishes.

The differential cross sections for both ST and JL formalisms of magnetic Compton scattering are developed in parallel in this paper, for all initial and final configurations of photon polarization. They apply for kinematic domains below pair creation threshold. These are implemented for both spin-average cyclotronic decay rates and spin-dependent widths for the intermediate state, which are employed in a Breit-Wigner prescription to render the cyclotron resonances finite. This element of the analysis mirrors closely that in [23]. The ST formulation uses the general formalism presented by [31], while the JL case is an adaptation of the work of [14] and [32]. The developments are specialized early on to the particular case of photons propagating along \mathbf{B} in the ERF. This is actually quite an important case in astrophysical settings, since it corresponds to interactions where relativistic electrons are speeding along magnetic field lines above the stellar surface. In such cases, Lorentz boosting parallel to \mathbf{B} collimates the interacting photon angles in the ERF almost along the local field line. The analysis spans a wide range of field strengths, focusing particularly on the regime around $10^9 \text{ Gauss} \lesssim B \lesssim 10^{15} \text{ Gauss}$, and thereby magnetic domains pertinent to millisecond pulsars, young radio and gamma-ray pulsars, and magnetars. In particular, focus on the resonance regime is germane to Compton upscattering models [19, 21, 33, 34] of the hard x-ray tails observed in quiescent emission above 10 keV from several magnetars [35–38]. The inverse Compton process, where ultrarelativistic electrons scatter seed x-ray photons from the surface of a neutron star, has gained popularity as the preferred mechanism for generating these powerful pulsed signals, primarily due to the efficiency of scattering in the cyclotron resonances for strong magnetic fields [19–21, 34, 53]. The cross section calculations presented in this paper will also be pertinent to future computations of Compton opacity in dynamic plasma outflows that are postulated [39, 40] to be responsible for hard x-ray flaring activity seen in magnetars (e.g., see [41] for SGR J0501+4516 and [42] for AXP 1E 1841-045 and SGR J1550-5418).

After developing the general formalism for the scattering differential cross section in Sec. II, the exposition narrows the focus to the incoming photons beamed along the local field direction in the ERF, denoted by $\theta_i \approx 0$. This culminates in the relatively compact formulas for the polarization-dependent cross sections in Eq. (39) for ST, JL, and spin-averaged analyses. The $\theta_i \approx 0$ specialization simplifies the mathematical development dramatically, since the associated Laguerre functions that appear as the transverse dependence (with respect to \mathbf{B}) of the eigenfunctions of the magnetic Dirac equation reduce to comparatively simple exponentials. Furthermore, only the single resonance at the cyclotron fundamental $\hbar\omega_i/m_e c^2 = B/B_{\text{cr}}$ appears. Various elements of the numerical character of the differential and total cross sections are presented in Sec. III. Outside the resonance, spin influences are purely linear in their contributions, and so both ST and JL formulations collapse to the spin-averaged case, as expected. In the resonance, appreciable differences between the ST, JL, and spin-averaged formulations arise, at the level of around 50% when $B \sim 10^{14} \text{ Gauss}$, and rising to a factor of 3 for one polarization scattering mode in fields $B \ll 10^{13} \text{ Gauss}$. The origin of this difference is in the fact that the coupling between the intermediate electron’s momentum parallel to the field and its spin in defining its decay width is dependent on the choice of eigenfunction solutions of the magnetic Dirac equation. It is in this resonant regime that the physically self-consistent, spin-dependent Sokolov and Ternov cross sections presented in this paper provide an important new contribution to the physics of magnetic Compton scattering.

An interesting anomaly emerges from spin-dependent influences at very low initial photon frequencies ω_i , i.e., well below the cyclotron fundamental, and is highlighted in Sec. IIIC. In the domain $\omega_i \ll \Gamma$, the finite lifetime of the intermediate state is inferior to the inverse frequency, and so the cross section saturates at a small constant value, $\sim \Gamma^2$ times the Thomson value. This dominates the usual low-frequency $\propto \omega_i^2$ behavior for the $\theta_i = 0$ case [9, 13]. In Sec. IIID, to facilitate broader utility of the new ST results offered here for use in astrophysical applications, compact analytic approximate expressions for the differential cross section are derived in Eq. (81), together with Eqs. (80), (83) and (84). These integrate to yield the approximate total cross sections in Eqs. (91) and (92), fairly simple results whose integrals can be efficiently computed when employing a convenient series expansion in terms of Legendre polynomials. These approximate resonant cross section results include both polarization-dependent and polarization-averaged forms, and are accurate to better than the 0.1% level. The net product is a suite of Compton scattering physics developments that can be easily deployed in neutron star radiation models.

The paper concludes with a discussion of the issue of photon dispersion in the magnetized vacuum. It is indicated that for astrophysically interesting field strengths, i.e., those below around $4 \times 10^{15} \text{ Gauss}$, vacuum dispersion is generally small: the refractive indices of the birefringent modes deviate from unity by a few percent, at most, and generally much less. Accordingly, the influence of such dispersion on kinematic quantities pertaining to the photons is neglected in the scattering developments offered here.

II. DEVELOPMENT OF THE CROSS SECTION

The Compton cross section can be developed along the lines of the work of Daugherty & Harding [14] and more recent work of Sina [31]. In this Section, we begin with more general elements of the formalism, and then specialize to our specific developments that focus on incident photons propagating along the magnetic field.

A. General formalism

The magnetic Compton scattering cross section can be expressed as integrations of the square of the S -matrix element S_{fi} over the pertinent phase space factors for produced electrons and photons. The protocols for its development are standard in quantum electrodynamics, and, for unmagnetized systems, can be found in works by Jauch and Rohrlich [43] (see Secs. 8-6 and 11-1, therein, for nonmagnetic Compton formalism). When $B \neq 0$, the formulation is modified somewhat to take into account the quantization of momenta perpendicular to \mathbf{B} (assumed to be in the z direction throughout), and, to a large extent, parallel to the two-photon magnetic pair annihilation exposition in [45] [see Eq. (21) therein] because of crossing-symmetry relations. The total cross section for magnetic Compton scattering can be written by adapting Eq. (11-3) of [43],

$$\sigma = \int \frac{L^3 |S_{fi}|^2}{v_{\text{rel}} T} \frac{L^3 d^3 k_f}{(2\pi\lambda)^3} \frac{L^3 d^3 p_f}{(2\pi\lambda)^3} \rightarrow \lambda^2 \int \frac{L^3}{1 - \beta_i \cos \theta_i} \frac{|S_{fi}|^2}{\lambda^2 c T} \frac{L^3 d^3 k_f}{(2\pi\lambda)^3} \frac{L dp_f}{2\pi\lambda} \frac{B L da_f}{2\pi\lambda} \quad (1)$$

using standard notation, where $\lambda = \hbar/m_e c$ is the Compton wavelength of the electron over 2π . In terms of the formation of the S -matrix element, the time T denotes the duration of the temporal integral, and the spatial integrations are over a cube of side length L . Hereafter, the magnetic field strength B will be expressed in units of the quantum critical value (Schwinger limit) $B_{\text{cr}} = m_e^2 c^3 / e \hbar \approx 4.414 \times 10^{13}$ Gauss, the field at which the electron cyclotron energy equals its rest mass energy. Also, throughout this paper, all photon and electron energies and momenta will be rendered dimensionless via scalings by $m_e c^2$ and $m_e c$, respectively. The phase space correspondence $L^3 d^3 p_f \rightarrow \lambda L^2 B dp_f da_f$ for the scattered electrons, due to the quantization of their transverse energy levels, is routinely established: see Appendix E of [31] or Sec. 4(c) of [44].

The incoming electron speed is $\beta_i c$, parallel to the magnetic field, and the initial photon makes an angle θ_i with respect to the magnetic field direction, so that $v_{\text{rel}} = c(1 - \beta_i \cos \theta_i)$ is the relative speed of the colliding photons and electrons. Eventually, the main focus of this paper will specialize to the particular case where the initial electron is in the ground state (lowest Landau level), and also possesses zero parallel momentum, $p_z = 0$, so that then $\beta_i \rightarrow 0$. Following common practice, this will be referred to as the ERF, where it is understood that this applies to the initial electron throughout. One can always consider scattering in such a frame by performing a Lorentz boost parallel to \mathbf{B} to eliminate any component of momentum of the initial electron parallel to the field.

Various definitions germane to Eq. (1) and kinematic identities are now outlined. The two Feynman diagrams for the scattering are depicted in Fig. 1. In general, the incoming electron and photon four-momenta are p_i^μ and k_i^μ , respectively, and a_i represents the spatial location (dimensionless, i.e., in units of λ) of the guiding center of the incoming electron. The corresponding quantities for the outgoing electron are p_f^μ , k_f^μ , and a_f . The energies of the incoming and outgoing electrons in the quantizing field are generally given by

$$E_j = \sqrt{1 + 2jB + p_j^2} \quad , \quad E_\ell = \sqrt{1 + 2\ell B + p_\ell^2} \quad (2)$$

for Landau level quantum numbers j and ℓ , and dimensionless momenta p_j and p_ℓ parallel to the field, respectively. The quantization of leptonic momenta transverse to the field implies that the correspondences $p_i^\mu \rightarrow (E_j, p_j, j)$ and $p_f^\mu \rightarrow (E_\ell, p_\ell, \ell)$ for their four-momenta are implicit in the symbolic depiction of Fig. 1.

For most of the paper, considerations are restricted to the ERF where the momentum component of the incoming electron parallel to \mathbf{B} is set to zero. Differential cross sections for nonzero initial electron momenta along the field can be quickly recovered via Lorentz transformation of the forms presented in this paper; the total cross section is an invariant under such boosts. In this ERF specialization, one has $j = 0$ and $p_j = 0$. The energy of the intermediate state assumes a similar form and is denoted by E_n . The kinematic relations between the four-momenta of the incoming and outgoing species can be expressed via [e.g., see Eq. (15) of [32]]

$$\omega_f = \frac{2(\omega_i - \ell B) r}{1 + \sqrt{1 - 2(\omega_i - \ell B) r^2 \sin^2 \theta_f}} \quad , \quad r = \frac{1}{1 + \omega_i (1 - \cos \theta_f)} \quad (3)$$

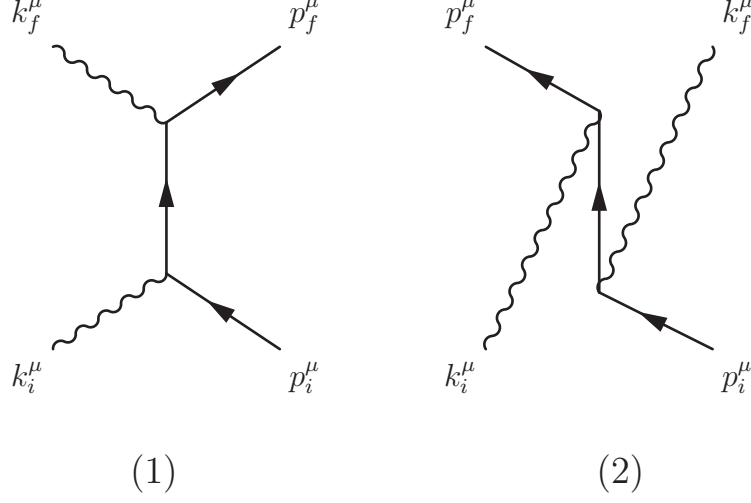


FIG. 1. The two traditional Feynman diagrams for Compton scattering, with the left one labeled (1) and the right one labeled (2) corresponding to the contributions to the first and second lines in Eq. (7) for the S -matrix element. Solid lines represent spin-dependent electron wave functions in a magnetic field, so the four-momenta symbolically signify energy, the momentum component parallel to \mathbf{B} , and the transverse excitation quantum number (see text). The wavy lines represent polarized photon states.

for the photon, which initially assumes an angle $\theta_i = 0$ relative to \mathbf{B} , and is scattered to an angle θ_f relative to the field direction. A simple rearrangement of this kinematic relation yields the following convenient form:

$$(\omega_f)^2 \sin^2 \theta_f - 2\omega_i \omega_f (1 - \cos \theta_f) + 2(\omega_i - \ell B - \omega_f) = 0 \quad . \quad (4)$$

The specialization to $\theta_i = 0$ cases is made throughout this paper, following [32]; its astrophysical relevance is discussed soon below. Relaxation of the $\theta_i = 0$ approximation will be developed in future work. The final electron's parallel momentum p_ℓ and energy E_ℓ are given by

$$p_\ell = \omega_i - \omega_f \cos \theta_f \quad , \quad E_\ell = 1 + \omega_i - \omega_f \equiv \sqrt{1 + 2\ell B + (\omega_i - \omega_f \cos \theta_f)^2} \quad . \quad (5)$$

The equivalence of the forms for E_ℓ can be derived from Eq. (3). In the appendixes, the quantities p_ℓ and E_ℓ are labeled by p_f and E_f for the special case of $\ell = 0$ that will be generally adopted here. Note that more general kinematic identities for Eqs. (3) and (5), applicable for arbitrary incoming electron and photon momenta, can be found in [14].

To facilitate the formation of the different cross section $d\sigma/d\Omega_f$ in terms of the angles of the outgoing photon, the identification $d^3k_f \rightarrow \omega_f^2 d\omega_f d\Omega_f$ is forged in Eq. (1), where $\omega_f = |\vec{k}_f|$. The S -matrix element receives two contributions,

$$S_{fi} = S_{fi}^{(1)} + S_{fi}^{(2)} \quad , \quad (6)$$

one for each of the two Feynman diagrams (e.g., see Sec. 8-2 of [43])

$$\begin{aligned} S_{fi}^{(1)} &= -4\pi i \alpha_f \int d^4x' \int d^4x \psi_f^\dagger(x') \gamma_\mu A_f^\mu(x') G_F(x', x) \gamma_\nu A_i^\nu(x) \psi_i(x) \\ S_{fi}^{(2)} &= -4\pi i \alpha_f \int d^4x' \int d^4x \psi_f^\dagger(x') \gamma_\mu A_i^\mu(x') G_F(x', x) \gamma_\nu A_f^\nu(x) \psi_i(x) \quad , \end{aligned} \quad (7)$$

labeled (1) and (2) in Fig. 1, respectively. Here, $\psi_i(x)$ and $\psi_f(x')$ are the initial and final electron wave functions (see Appendix A for more details), and they are solutions of the magnetic Dirac equation:

$$\gamma^\mu (\hbar c \partial_\mu - ie A_\mu) \psi + m_e c^2 \psi = 0 \quad , \quad (8)$$

for Dirac gamma matrices γ_μ and γ_ν . The electron propagator or Green's function, $G_F(x', x)$, satisfies the inhomogeneous counterpart Dirac equation, where the right-hand side of Eq. (8) is replaced by $\delta^4(x' - x)$; it is detailed at greater length just below. In Eq. (7), $A_i^{\nu,\mu}$ and $A_f^{\nu,\mu}$ are the initial and final photon vector potential functions, and they assume the generic form

$$A^\mu(x) = \frac{1}{\sqrt{2\omega(L/\lambda)^3}} \epsilon^\mu \exp\{ik^\nu x_\nu\} \propto e^{i(\mathbf{k}\cdot\mathbf{x}-\omega t)} \quad (9)$$

for photon polarization vector ϵ^μ and four-momentum (wave vector) $k^\nu = (\omega, \mathbf{k})$. These are identical to their field-free forms: see Sec. 7-7 of [46] or Sec. 4-4 of [47] for S -matrix construction of unmagnetized Compton scattering in QED. Observe that due to the crossing symmetry, the photons are interchanged between contributions from the first and second Feynman diagrams.

The seminal papers of [14] and [15] both originally derived QED formulations for Compton scattering in strong magnetic fields using JL [26] particle basis states for QED solutions to the Dirac wave equation. Later [31] employed ST [27] “transverse polarization” basis states as solutions of the magnetic Dirac equation, incorporating spin-dependent widths at the cyclotron resonance. All of these works computed differential cross sections for scattering in the ERF and encompassed arbitrary angles of photon incidence relative to the magnetic field direction. In this study, we follow closely the development of Sina [31], specializing to the particular case of photon incidence angles along \mathbf{B} , i.e., $\theta_i = 0$. This special case is an astrophysically important one for neutron star magnetospheres in that it applies to scatterings of x rays by ultrarelativistic electrons, when the laboratory angle of incidence of the incoming photons is Lorentz contracted to $\theta_i \approx 0$ in the ERF. In particular, it is germane to Compton upscattering models of energetic x-ray production in magnetars [19, 20]. The $\theta_i = 0$ specialization was explored by [32] in JL scattering formalism, where it was highlighted that the single final Landau ground state of $\ell = 0$ accounts for the entire cross section up to the cyclotron resonance at $\omega_i = B$, above which $\ell \geq 1$ transverse quantum numbers (i.e. excitations) begin to contribute. These connections provide ample motivation for restricting this work, our incipient study of spin-dependent resonant scattering, to ground-state-ground-state transitions.

In this presentation, the spin-dependent resonant width is included in a similar fashion to that in [15, 23, 25]: it represents the decay lifetime of the intermediate state, and therefore appears as an imaginary contribution to the energy $E_n - i\Gamma^s/2$ of this virtual state. This modification therefore appears in the complex exponentials for the time dependence, and, after integration, yields complex corrections to the resonant denominators. Eventually, after squaring of the S -matrix elements, its inclusion generates a truncation of all cyclotronic resonances via Lorentz profiles of width Γ^s that depends on the spin s of the intermediate electron or positron. This is an important inclusion in Compton scattering formalism that is required for precise computations of resonant upscattering spectra and associated electron cooling rates in models of x-ray and gamma-ray emission from neutron star magnetospheres. Following the work of [25], we can describe the bound state electron propagator [see Eq. (15) of [45], which extends Eq. (6.48) of [46] to accommodate the quantization associated with the external magnetic field], including the appropriate widths in the expression

$$G_F(x', x) = \left(\frac{L}{2\pi\lambda}\right)^2 B \int da_n \int dp_n \sum_{n=0}^{\infty} \left\{ -i\theta(t' - t) \Delta_+(x', x) + i\theta(t - t') \Delta_-(x', x) \right\} \quad , \quad (10)$$

for

$$\begin{aligned} \Delta_+(x', x) &= \sum_{s=\pm} u_n^s(\mathbf{x}') u_n^{\dagger s}(\mathbf{x}) \exp\left[-i(E_n - i\Gamma^s/2)(t' - t)\right] \\ \Delta_-(x', x) &= \sum_{s=\pm} v_n^s(\mathbf{x}') v_n^{\dagger s}(\mathbf{x}) \exp\left[+i(E_n - i\Gamma^s/2)(t' - t)\right] \quad . \end{aligned} \quad (11)$$

This form for the Green's function can be applied to any choice of electronic wave functions that satisfies the magnetic Dirac equation [see Eq. [6.39] of [46]]; in the absence of decay of the intermediate state, $\Gamma^s \rightarrow 0$, and this reduces to the result in [45]. The $\theta(t' - t)$ in Eq. (10) is the unit step function implemented in the standard expansions of the Green's functions, which is zero for negative arguments and unity for positive ones. The Δ_+ and Δ_- contributions correspond to the positive and negative frequency portions of the Fourier transform [46]. The u_n^s and v_n^s constitute the spatial parts of the electron and positron wave functions, respectively. The quantities a_n and p_n denote the x coordinate of the orbit center and longitudinal momentum component, respectively, of the intermediate state.

It is of crucial importance to understand that there is a coupling between the wave functions u_n^s and v_n^s and the excited state decay width Γ^s that is spin dependent: one should not sum these spin dependences separately when computing the electron propagator. Outside cyclotronic resonances, the impact of this coupling virtually disappears as one can then set $\Gamma^s \rightarrow 0$ in Eq. (11). More particularly, for the scattering problem, the electron propagator

captures motion parallel to \mathbf{B} via the kinematics of Compton scattering. It is the presence of this parallel momentum of the intermediate state coupled intimately with spin [deducible from Eqs. (29) and (32) and supporting text below] that breaks the degeneracy between JL and ST formulations and renders the cross section in the resonance dependent on the choice of basis states, but only when decay widths are incorporated.

Before proceeding, some remarks about gauge choices are in order. As in Refs. [13, 45], we use the standard Landau gauge to represent the field $\mathbf{B} = B\hat{z}$, where $A^\mu(x) = (0, \mathbf{A}) = (0, 0, xB, 0)$, [contrasting Johnson and Lippmann [26] who adopted $\mathbf{A} = (\mathbf{B} \times \mathbf{x})/2$]. This freedom exploits the fact that the total cross section is independent of the choice of gauge for specifying the electron wave functions. Changing gauge $\mathbf{A} \rightarrow \mathbf{A} + \nabla\Lambda(\mathbf{x})$ introduces a complex exponential factor with the gauge modification $\Lambda(\mathbf{x})$ as its argument. In other words, the contact transformation

$$\psi(\mathbf{x}, t) \rightarrow \psi'(\mathbf{x}, t) = \psi(\mathbf{x}, t) \exp\left\{\frac{ie}{\hbar c} \Lambda(\mathbf{x})\right\} \quad (12)$$

yields ψ' as a solution of the transformed Dirac equation if ψ is a solution of Eq. (8) for the original gauge. This phase change property is well known. We restrict considerations to spatial gauge transformations here, assuming time independence of the external field. Under this contact transformation, it is easily seen that the Green's function defined by Eqs. (10) and (11) transforms according to

$$G_F(x', x) \rightarrow G_F(x', x) \exp\left\{ie[\Lambda(\mathbf{x}') - \Lambda(\mathbf{x})]\right\} \quad , \quad (13)$$

since the integrations over a_n and p_n do not impact the spatial factors involving the Λ s. Observe that here we have reverted to our natural unit convention $\hbar = 1 = c$. In contrast, the wave-function products in the S -matrix expressions in Eq. (7) transform via an exponential factor that is precisely the complex conjugate of the one in Eq. (13). The quantized fields $A^\mu(x) \propto \exp\{ik^\nu x_\nu\}$ for the external photon lines only couple to the ambient magnetic field through vacuum dispersion, and, therefore, gauge-invariant absorptive processes (discussed in Sec. IV below), and so are not influenced by such a gauge transformation. Accordingly, the S -matrices and the scattering differential cross section are independent of the choice of gauge.

Inserting the Green's function into Eq. (7) for the first diagram, one obtains

$$\begin{aligned} S_{fi}^{(1)} = & -\frac{(2\pi)^2 \alpha_f}{\sqrt{\omega_i \omega_f}} \left(\frac{\lambda}{L}\right)^3 \int d^3x' \int d^3x e^{-i\mathbf{k}_f \cdot \mathbf{x}'} e^{i\mathbf{k}_i \cdot \mathbf{x}} \left(\frac{L}{2\pi\lambda}\right)^2 \\ & \times B \int da_n \int dp_n \left\{ \varpi_+(x', x) - \varpi_-(x', x) \right\} \quad , \end{aligned} \quad (14)$$

where

$$\begin{aligned} \varpi_+(x', x) = & \sum_{n=0}^{\infty} \sum_{s=\pm} \left[u_\ell^{\dagger(t)}(\mathbf{x}') M_f u_n^{(s)}(\mathbf{x}') \right] \left[u_n^{\dagger(s)}(\mathbf{x}) M_i u_j^{(r)}(\mathbf{x}) \right] \\ & \times \int_{-\infty}^{\infty} dt e^{i(E_n - \Gamma^s/2 - \omega_i - 1)t} \int_t^{\infty} dt' e^{i(E_\ell + \omega_f - E_n + \Gamma^s/2)t'} \quad , \\ \varpi_-(x', x) = & \sum_{n=0}^{\infty} \sum_{s=\pm} \left[u_\ell^{\dagger t}(\mathbf{x}') M_f v_n^{(s)}(\mathbf{x}') \right] \left[v_n^{\dagger(s)}(\mathbf{x}) M_i u_j^{(r)}(\mathbf{x}) \right] \\ & \times \int_{-\infty}^{\infty} dt' e^{i(E_\ell + \omega_f + E_n - \Gamma^s/2)t'} \int_{t'}^{\infty} dt e^{i(-E_n + \Gamma^s/2 - \omega_i - 1)t} \quad . \end{aligned} \quad (15)$$

The contribution $S_{fi}^{(2)}$ from the second Feynman diagram can be similarly transcribed. The matrices $M_{i,f}$ express the polarization states $\epsilon_{i,f}^\mu \equiv (0, \boldsymbol{\epsilon}_{i,f})$ in terms of gamma matrices, via the relations $M_i = -\gamma^0 \epsilon_i^\mu \gamma_\mu$ for the incoming photon and $M_f = -\gamma^0 \epsilon_f^\mu \gamma_\mu$ for the scattered photon, adopting the definitions in [54] for the two orthogonal polarization vectors \perp, \parallel discussed in Appendix A. In this paper, we adopt the standard convention for the labeling of the photon linear polarizations: \parallel refers to the state with the photon's *electric* field vector parallel to the plane containing the magnetic field and the photon's momentum vector, while \perp denotes the photon's electric field vector being normal to this plane.

This polarization convention is appropriate for domains where one can neglect the dispersion of light propagation in either plasma, or the birefringent vacuum that is polarized by a large-scale electromagnetic field. Such a convention is commonplace in treatments of QED processes in strong magnetic fields, but it is not absolutely accurate in that the refractive index n is not precisely unity. It then becomes an approximation, $\omega = |\mathbf{k}|$, to the true eigenmodes 1, 2

of propagation that are eigenvalues of the polarization tensor, which satisfy $|\mathbf{k}_1| \neq |\mathbf{k}_2| \neq \omega$. Precise treatment of photon eigenmodes [see Eq. (46) of [55] or Eqs. (11) and (12) of [56]] in the magnetized vacuum generally would entail the addition of substantial or prohibitive mathematical complexity to scattering cross sections, and also rates for other processes, such as pair creation $\gamma \rightarrow e^+e^-$ and cyclotron transitions. Fortunately, such dispersive modifications are generally a small influence for astrophysically interesting field strengths, even for magnetars. The character of vacuum dispersion and the small magnitude of its impact for the scattering problem is discussed at length in Sec. IV. There it becomes evident that the nondispersive approximation is appropriate for fields $B \lesssim 10^2$ when the scattered photon perpendicular energy is below pair creation threshold, $\omega_f \sin \theta_f < 2$.

The development of the S -matrix element in Eq. (7) mirrors that leading to Eqs. (3) and (4) in [14]. The temporal integrations are simply evaluated, leading to the appearance of the energy conservation δ function in Eq. (16) and the resonant denominators in Eq. (17) below. These steps culminate in the expression

$$S_{fi} = -\frac{i\alpha_f}{\sqrt{\omega_i\omega_f}} \frac{\lambda}{L} \delta(1 + \omega_i - E_\ell - \omega_f) \sum_{n=0}^{\infty} \sum_{s=\pm} B \int da_n \int dp_n [T_n^{(1)} + T_n^{(2)}] \quad (16)$$

after simple integration over the temporal dimensions. Here the sum over the index n captures the Landau level quantum numbers of the intermediate state, and the sum over the s index accounts for the different spins of this state. The spatial integrals are encapsulated in the terms

$$T_n^{(1)} = \frac{\mathcal{S}_u^{(1)}}{1 + \omega_i - E_n + i\Gamma^s/2} + \frac{\mathcal{S}_v^{(1)}}{1 + \omega_i + E_n - i\Gamma^s/2} \quad (17)$$

where

$$\begin{aligned} \mathcal{S}_u^{(1)} &= \left[\int d^3x e^{-i\mathbf{k}_f \cdot \mathbf{x}} u_\ell^{\dagger(t)}(\mathbf{x}) M_f u_n^{(s)}(\mathbf{x}) \right] \left[\int d^3x e^{i\mathbf{k}_i \cdot \mathbf{x}} u_n^{\dagger(s)}(\mathbf{x}) M_i u_j^{(r)}(\mathbf{x}) \right] \\ \mathcal{S}_v^{(1)} &= \left[\int d^3x e^{-i\mathbf{k}_f \cdot \mathbf{x}} u_\ell^{\dagger(t)}(\mathbf{x}) M_f v_n^{(s)}(\mathbf{x}) \right] \left[\int d^3x e^{i\mathbf{k}_i \cdot \mathbf{x}} v_n^{\dagger(s)}(\mathbf{x}) M_i u_j^{(r)}(\mathbf{x}) \right] \end{aligned} \quad (18)$$

and

$$T_n^{(2)} = \frac{\mathcal{S}_u^{(2)}}{1 - \omega_f - E_n + i\Gamma^s/2} + \frac{\mathcal{S}_v^{(2)}}{1 - \omega_f + E_n - i\Gamma^s/2} \quad (19)$$

where

$$\begin{aligned} \mathcal{S}_u^{(2)} &= \left[\int d^3x e^{i\mathbf{k}_i \cdot \mathbf{x}} u_\ell^{\dagger(t)}(\mathbf{x}) M_i u_n^{(s)}(\mathbf{x}) \right] \left[\int d^3x e^{-i\mathbf{k}_f \cdot \mathbf{x}} u_n^{\dagger(s)}(\mathbf{x}) M_f u_j^{(r)}(\mathbf{x}) \right] \\ \mathcal{S}_v^{(2)} &= \left[\int d^3x e^{i\mathbf{k}_i \cdot \mathbf{x}} u_\ell^{\dagger(t)}(\mathbf{x}) M_i v_n^{(s)}(\mathbf{x}) \right] \left[\int d^3x e^{-i\mathbf{k}_f \cdot \mathbf{x}} v_n^{\dagger(s)}(\mathbf{x}) M_f u_j^{(r)}(\mathbf{x}) \right] . \end{aligned} \quad (20)$$

For the numerators $\mathcal{S}_{u,v}^{(m)}$, the index $m = 1, 2$ identifies the corresponding Feynman diagram in Fig. 1, and the subscripts mark the contributions from electron (u) and positron (v) propagators. Here, the $u_l^{(i)}(x)$ and $v_l^{(i)}(x)$ in Eqs. (18) and (20) represent the electron and positron spinor wave functions in the Landau state with energy quantum number $l = (j, n, \ell)$. The indices r and t therein refer to the spin of the initial and final electron states, while the s index refers to the spin of the intermediate lepton. The integrals appearing in the products within the numerators $\mathcal{S}_{u,v}^{(m)}$, termed vertex functions by [29, 44], are further developed in Appendix B, leading to the explicit appearance of $\Lambda_{\ell,n}$ functions familiar in S -matrix calculations of QED processes in external magnetic fields [27–30], including, specifically, expositions on Compton scattering [13–15, 25, 32]. These $\Lambda_{\ell,n}$ functions include exponentials and associated Laguerre functions in the photon variables $\omega_{i,f}^2 \sin^2 \theta_{i,f} / 2B$ that control the ensuing mathematical character of the cross section. Observe that the crossing symmetry relations

$$\omega_i \leftrightarrow -\omega_f \quad , \quad \mathbf{k}_i \leftrightarrow -\mathbf{k}_f \quad , \quad \epsilon_i \leftrightarrow \epsilon_f \quad (21)$$

identify the substitutions required to form the terms $T_n^{(2)}$ from $T_n^{(1)}$, and vice versa.

It is immediately apparent from Eqs. (17) and (19) that the incorporation of widths that are dependent on the spin of the intermediate state imposes spin dependence on both the numerator and the denominator, which must first be developed separately and then summed. This is formally the correct protocol, and as we shall demonstrate, it leads to dependence of the resonant cross section on the spin of the excited virtual electron. If on the other hand, one

were to implement the spin-averaged widths, then the Γ^s terms are added within the denominator, thereby leading to significant simplification of the $T_n^{(1,2)}$ terms. This is the historically conventional approach that is employed for magnetic Compton scattering calculations away from the cyclotron resonances (i.e., when $\Gamma^s \rightarrow 0$ can be presumed), but is imprecise in such resonances. This is the crux of the offering here, providing the mandate for our refinements of the magnetic Compton cross section in the cyclotron resonances.

Using standard squaring techniques, the norm of the S -matrix element can be expressed in the form

$$|S_{fi}|^2 = \frac{(2\pi)^5 \alpha_f^2}{\omega_i \omega_f} \left(\frac{\lambda}{L}\right)^7 \frac{cT}{L} \delta[k_{yi} - k_{yf} - B(a - b)] \delta(k_{zi} - p_\ell - k_{zf}) \quad (22)$$

$$\times \delta(1 + \omega_i - E_\ell - \omega_f) \exp\left(-\frac{k_{\perp i}^2 + k_{\perp f}^2}{2B}\right) \frac{1}{E_f} \left| \sum_{n=0}^{\infty} [F_{n,s}^{(1)} e^{i\Phi} + F_{n,s}^{(2)} e^{-i\Phi}] \right|^2$$

with $\alpha_f = e^2/\hbar c$ the fine-structure constant, and the time T and length L are those of the spacetime box for the perturbation calculation. Here standard $F_n^{(m)}$ terms and the phase factor Φ emerges from the integrals of the products of the matrix elements in the numerators of the $\mathcal{S}^{(m)}$ terms, which are similar to the ones in [14, 15]. The specific form for the phase factor is provided in Eq. (B14) in Appendix B. Again, the $m = 1, 2$ labels for the F terms correspond to the associated Feynman diagrams. The delta functions in S_{fi} express four-momentum conservation and emerge naturally from the Fourier transform manipulations of the incoming and outgoing plane-wave portions of the wave functions for the photons and electrons. The parameters a and b constitute the x -coordinate orbit center of the incoming and outgoing electrons, respectively, and disappear from the S -matrix after integration over x' and x .

Observe that the exponential portion of the cross section that depends on the photon momenta perpendicular to the field, $k_{\perp i} = \omega_i \sin \theta_i$ and $k_{\perp f} = \omega_f \sin \theta_f$, is explicitly isolated in this construction. The initial electron has a parallel momentum $p_j = 0$, a quantity that does not appear explicitly in the second δ function in Eq. (22) that describes momentum conservation parallel to the magnetic field. In contrast, p_ℓ (the parallel momentum of the scattered electron) appears in this δ function. This form for the square of the S -matrix is just that in Eq. (6) of [14], but specialized to the ERF case where the initial electron is in the ground state and possesses a zero component of momentum along \mathbf{B} . Due to the azimuthal symmetry of the scattering, without loss of generality one can orient the coordinate system so that the initial photon momentum is along the x axis by selecting $\phi_i = 0$ such that $k_{yi} = 0$ and $k_{\perp i} = k_{xi}$. On the other hand, ϕ_f is nonzero in general, and k_f has both x and y components.

Inserting Eq. (22) into Eq. (1), the differential cross section in the rest frame of the electron can be readily obtained:

$$\frac{d\sigma}{d\Omega_f} = \frac{3\sigma_T}{8\pi} \frac{\omega_f}{\omega_i \mathcal{K}} e^{-(\omega_i^2 \sin^2 \theta_i + \omega_f^2 \sin^2 \theta_f)/2B} \left| \sum_{n=0}^{\infty} \sum_{s=\pm} [F_{n,s}^{(1)} e^{i\Phi} + F_{n,s}^{(2)} e^{-i\Phi}] \right|^2 \quad (23)$$

for general photon incidence angles θ_i , where

$$\mathcal{K} = E_f - p_f \cos \theta_f = 1 + \omega_i - \omega_f - (\omega_i \cos \theta_i - \omega_f \cos \theta_f) \cos \theta_f \quad . \quad (24)$$

Here $\sigma_T = 8\pi(e^2/m_e c^2)^2/3 = 8\pi\alpha_f^2 \lambda^2/3$ is the Thomson cross section, with $\lambda = \hbar/m_e c$ being the Compton wavelength of the electron. Whenever the initial and final electrons are in the ground state and the initial photon is parallel to the field such that $k_{\perp i} = 0$, then Eq. (B14) implies that $\Phi = n\phi_f$. This expression for the cross section is of a form similar to that in Eq. (11) of [14], with the denominator term later corrected [23]. Upon integration the resulting matrix elements represented by the integrals in Eqs. (18) and (20) are contained in the F terms within the summations, which depend on the Landau level n and spin s quantum numbers of the intermediate states. At this juncture, a choice of electron basis states is required in order to evaluate the F terms. The papers by [14, 23] used JL spin states to evaluate the matrix elements following the work of [45]. On the other hand, Sina [31] performed the requisite spatial integrals preserving the electron wave-function coefficients in general form, thereby allowing for the expedient development in *either* JL or ST basis states. However, Sina chose to focus on the resulting cross section within the context of the ST spin states, the preferred protocol. We take advantage of the manipulations in [31] in order to develop the differential cross section for both basis states in parallel.

For the remainder of the paper, the focus is on the development of Compton scattering in strong fields in the specific case where the laboratory incident photon angles are parallel ($\theta_i = 0$) to the external B field in the electron rest frame, as was previously performed by Gonthier *et al.* [32]. In that study, the role of the resonance was only considered in limited fashion, resulting in analytic descriptions of the cross section below and above the resonance. The bare resonance is divergent because an infinite lifetime for the intermediate state is thereby presumed. However, introducing a finite lifetime associated with the propagators truncates the resonance according to the prescription

in Eqs. (17) and (19), with the width of the resonance being necessarily dependent on the spin of the intermediate state. Spin-dependent widths were incorporated into the differential cross section in the work of [23], developing F terms dependent on the spin of the intermediate state using ST eigenfunctions for determining the widths, but employing a JL formulation for the wave functions of the incoming and outgoing electrons. In our previous study [30], we showed the inherent difficulties with the JL basis states in that the spin states are not preserved under a Lorentz transformation along \mathbf{B} . In contrast, we demonstrated that the ST electron wave functions, being eigenfunctions of the magnetic moment operator, behave correctly by preserving the spin states under Lorentz transformation, and form the appropriate set of states to describe the spin dependence of the resonance width. Accordingly, a greater emphasis is placed on the ST formulation below, presenting results that have not appeared before in the literature on magnetic Compton scattering.

B. Compton scattering for photons incident along the magnetic field

Motivated by the important astrophysical application of inverse Compton scattering in neutron stars, the focus narrows now to $\theta_i = 0$ cases. In addition, our ensuing analysis will concentrate on the development of the main contribution to the resonant scattering, which is the $\ell = 0$ final state, i.e., ground-state-ground-state transitions. Excited final electron states $\ell \geq 1$ only become accessible when the incident photon energy exceeds the threshold $\omega_i > \ell B$ [14, 32]. The majority of the cross section is dominated by the $\ell = 0$ contribution, even somewhat above $\omega_i = B$, as can be seen in Fig. 4 of [32]. Moreover, [20] highlights how cooling of relativistic electrons in neutron stars is dominated by interactions near the fundamental resonance. Accordingly, domains $\omega_i \lesssim 1.2B$ where $\ell = 0$ contributions dominate are of the greatest interest to astrophysical applications. We note also that the nonresonant JL formalism for $\ell > 0$ cases has already been presented in [32], and that away from resonances, the ST formulation will generate identical results.

For $\ell = 0$, only the first excited $n = 1$ intermediate state contributes, collapsing the sum over n in Eq. (23) to one term. The spin dependence of the resonance width (rate) is strongly dependent on the strength of the magnetic field (see Fig. 1 in our previous study [30]). With the $\theta_i = 0$ restriction, the differential cross section possesses a simple dependence on ϕ_f , namely just complex phase factors $e^{\pm i n \phi_f}$ from the $\exp\{\pm i \Phi_{1,2}\}$ factors in Eq. (23). Since then the $F_{n,s}^{(m)}$ terms do not depend on ϕ_f , the integration over the final ϕ_f is almost trivial, with cross terms proportional to $\{F_{n,s}^{(1)} F_{n,s}^{(2)*} + F_{n,s}^{(2)} F_{n,s}^{(1)*}\} \cos 2\phi_f$ that integrate to zero over the interval $0 \leq \phi_f \leq 2\pi$ [see Eq. (4) in [15] for the analogous inference for JL scattering formalism]. Performing this first then leads to a sum of squares of complex moduli of the matrix elements for the corresponding Feynman diagrams 1 and 2 appearing in the resulting form for the differential cross section:

$$\frac{d\sigma}{d\cos\theta_f} = \frac{3\sigma_T}{4} \frac{\omega_f^2 e^{-\omega_f^2 \sin^2 \theta_f / 2B}}{\omega_i (2\omega_i - \omega_f - \zeta)} \sum_{s=\pm} \left[\left| F_{n=1,s}^{(1)} \right|^2 + \left| F_{n=1,s}^{(2)} \right|^2 \right] \quad (25)$$

where

$$\zeta = \omega_i \omega_f (1 - \cos \theta_f) \quad . \quad (26)$$

Observe that in developing Eq. (25), the identity $\omega_f \mathcal{K} = 2\omega_i - \omega_f - \zeta$ derived from the scattering kinematics [See Eq. (4) using $\ell = 0$] has been employed in the factor out in front, with \mathcal{K} given by Eq. (24). As indicated in Appendix B, the specialization $k_{\perp,i} = 0$ restricts the sum over n , selecting only the $n = 1$ level of the intermediate state as contributing to the cross section. This is the leading order contribution, with a Kronecker delta evaluation of the Laguerre functions, $\Lambda_{j,n}(k_{\perp,i} = 0) = \delta_{j,n}$, forcing the restriction. This simplifies the cross section dramatically, as in [13, 32]. The matrix element terms $F_s^{(m)}$ comprise standard “energy-conservation” denominators, and numerators with $S_{u,v}^{(m),s}$ terms, as listed in Eqs. (18) and (20), are given by

$$F_{n=1,s}^{(m)} = \frac{S_u^{(m)}}{\omega_m - \mathcal{E}_m + i\Gamma^s/2} + \frac{S_v^{(m)}}{\omega_m + \mathcal{E}_m - i\Gamma^s/2} \quad , \quad m = 1, 2 \quad . \quad (27)$$

Note that these $S_k^{(m)}$ terms defining the F in Eq. (27) differ from the calligraphic $\mathcal{S}_k^{(m)}$ used to define the T terms in Eqs. (17) and (19) in that the calligraphic \mathcal{S} terms contain factors and δ functions arising out of the spatial integrals, while these S terms here are only the products of the wave-function coefficients and the associated Λ functions discussed in Appendix B. The two $S_u^{(m)}$ and $S_v^{(m)}$ terms here correspond to contributions from the electron u and positron v spinors of the intermediate state, with positive and negative energies, respectively. Observe that the

numerators $S_{u,v}^{(m)}$ depend on s , the spin quantum number of the virtual pairs. We have introduced some kinematic variables that depend on the Feynman diagram number m , namely, total “incoming” energies

$$\omega_{m=1} = 1 + \omega_i \quad , \quad \omega_{m=2} = 1 - \omega_f \quad , \quad (28)$$

and energies E_n of the intermediate electron/positron state

$$\mathcal{E}_{m=1} = \sqrt{\omega_i^2 + \epsilon_\perp^2} \quad , \quad \mathcal{E}_{m=2} = \sqrt{\omega_f^2 \cos^2 \theta_f + \epsilon_\perp^2} \quad (29)$$

for

$$\epsilon_\perp = \sqrt{1 + 2B} \quad (30)$$

as the threshold energy of the first Landau level. Using the identity $\mathcal{E}_m^2 = p_m^2 + \epsilon_\perp^2$,

$$p_{m=1} = \omega_i \quad , \quad p_{m=2} = -\omega_f \cos \theta_f \quad (31)$$

define the components of momenta parallel to \mathbf{B} that correspond to the \mathcal{E}_m .

The spin-dependent widths $\Gamma^s \equiv \xi_s \Gamma$ of the cyclotron resonance truncate the divergences at $\mathcal{E}_m = \omega_m$ that would appear in Eq. (27) without their inclusion. In practice, because of the kinematics of scattering, only the $m = 1$ diagram elicits such a divergence, as is evident from the inequality $\omega_{m=2} < \mathcal{E}_{m=2}$ that is simply deduced from Eqs. (28) and (29). Here Γ is the spin-averaged width in the frame of reference where the electron possesses no component of momentum along \mathbf{B} . It is independent of the eigenfunction solutions of the Dirac equation, and its analytic form is given in Eqs. (43) and (44) below. The spin-correction factor ξ_s does depend on the basis states being employed to describe the virtual particle; using the forms for Γ^s found in [30] [Eq. (1) therein for the ST case, and Eq. (53) for the JL states], one has

$$\xi_\pm^{ST} = 1 \mp \frac{1}{\epsilon_\perp} \quad , \quad \xi_\pm^{JL} = 1 \mp \frac{\mathcal{E}_m + \epsilon_\perp^2}{\epsilon_\perp^2 (\mathcal{E}_m + 1)} \quad (32)$$

for the ST and JL basis states. Note that the Lorentz boost $\gamma = \mathcal{E}_m/\epsilon_\perp$ that would transform the intermediate electron from the zero parallel momentum ($p_z = 0$) frame to the $p_z = p_m$ frame is employed to cast Eq. (53) of [30] into the JL version for the spin-correction factor in Eq. (32). In the Lorentz profiles that will emerge when the squares of the G 's are taken, it will become apparent that the cross section at the peak of the truncated cyclotron resonance will scale as $1/(\Gamma^s)^2$, so that the relative strengths of the resonant interaction for the two eigenfunction choices will scale with $(\xi_\pm^{ST}/\xi_\pm^{JL})^2$, and thereby be substantially spin-dependent when B is not too much greater than unity.

The modulus squared of the matrix element F terms can be evaluated in a similar manner as in [23], keeping only terms that are of the highest order in Γ^s , a small quantity. Specifically, combining the terms in Eq. (27) leads to the forms $F_s^{(m)} \propto (\mathcal{A} + i\Gamma^s)/[\omega_m^2 - \mathcal{E}_m^2 + i\mathcal{E}_m\Gamma^s/2 - (\Gamma^s)^2/4]$ for \mathcal{A} that can routinely be determined from Eq. (27). Eliminating the term proportional to Γ^s in the numerators and setting $(\Gamma^s)^2/4 \rightarrow 0$ in the denominators permits the squares of the F terms to be cast in a compact form, with numerators that employ the functions

$$\begin{aligned} N_+^{(m)} &= \omega_m (S_u^+ + S_v^+) + \mathcal{E}_m (S_u^+ - S_v^+) \\ N_-^{(m)} &= \omega_m (S_u^- + S_v^-) + \mathcal{E}_m (S_u^- - S_v^-) \quad , \end{aligned} \quad (33)$$

where m is the Feynman diagram number. The error incurred with this approximation is of the order of Γ^s/B in the cyclotron resonance, which is always small (e.g., see Fig. 1 of [30] for $n = 1$ values of Γ^s , or Fig. 3 of [48]), being less than around $0.2\alpha_f$ for all field strengths, where $\alpha_f = e^2/\hbar c$ is the fine-structure constant. With these N terms defined, the spin-dependent factors can be isolated and the cross section in Eq. (25) can be expressed as

$$\frac{d\sigma}{d\cos\theta_f} = \frac{3\sigma_T}{4} \frac{\omega_f^2 e^{-\omega_f^2 \sin^2 \theta_f / 2B}}{\omega_i (2\omega_i - \omega_f - \zeta)} \sum_{m=1}^2 \left[\frac{N_+^{(m)} (N_+^{(m)} + \xi_+ N_-^{(m)})}{\epsilon_m^2 + \xi_+^2 \mathcal{E}_m^2 \Gamma^2} + \frac{N_-^{(m)} (N_-^{(m)} + \xi_- N_+^{(m)})}{\epsilon_m^2 + \xi_-^2 \mathcal{E}_m^2 \Gamma^2} \right] , \quad (34)$$

where Γ is the spin-averaged width, and ξ_+ and ξ_- are spin-dependent factors given in Eq. (32) that depend on the choice of basis states. It is instructive to isolate the contribution of the spin dependence of the intermediate state by using these N terms to define new T terms that represent the complex modulus of the matrix element F terms for the spin-averaged contribution:

$$T_{\text{ave}}^{(m)} = \left(N_+^{(m)} + N_-^{(m)} \right)^2 \quad (35)$$

and the spin-dependent contribution:

$$T_{\text{spin}}^{(m)} = \left(N_+^{(m)} + N_-^{(m)} \right) \left(N_+^{(m)} - N_-^{(m)} \right) + (\xi_+ - \xi_-) N_+^{(m)} N_-^{(m)} \quad , \quad (36)$$

The algebraic development for generic matrix element S terms is outlined in Appendix A, and then applied to the ST basis states in Appendix C and to the JL states in Appendix D, so as to generate the specific expressions for the $N^{(m)}$. The spin-dependent differential cross section can then be divided into two contributions

$$\frac{d\sigma_{\pm}^{\perp,\parallel}}{d\cos\theta_f} = \frac{3\sigma_T}{8} \frac{\omega_f^2 e^{-\omega_f^2 \sin^2 \theta_f / 2B}}{\omega_i (2\omega_i - \omega_f - \zeta)} \sum_{m=1}^2 \frac{T_{\text{ave}}^{(m),\perp,\parallel} \pm T_{\text{spin}}^{(m),\perp,\parallel}}{\epsilon_m^2 + \xi_{\pm}^2 \mathcal{E}_m^2 \Gamma^2} \quad (37)$$

where $+$ and $-$ correspond to the spin-up (parallel to B) and spin-down (antiparallel to B) of the virtual particle contributions; these must be summed for each photon polarization. The cross section is necessarily dependent on the photon polarization of the *final state*. With the initial photon having an angle of incidence of zero degrees, the cross section is independent of the linear polarization of the initial state (circular polarizations then form the preferred photon basis states). Accordingly, the \perp, \parallel designations in Eq. (37) apply to the polarizations of the scattered (final) photon. Also observe that here we have introduced some kinematic variables that depend on the Feynman diagram m , namely,

$$\epsilon_m \equiv \omega_m^2 - \mathcal{E}_m^2 \quad \Rightarrow \quad \epsilon_1 = 2(\omega_i - B) \quad , \quad \epsilon_2 = -2(\omega_i + B - \zeta) \quad , \quad (38)$$

which enable the expression of the denominators in a more compact fashion. Again, ζ is defined in Eq. (26).

The spins of the intermediate state in Eq. (37) can be summed over, and the result depends on how the width of the decaying cyclotron transition is accounted for. There are three cases that are highlighted here: (i) ST basis states with spin-dependent cyclotron widths, (ii) JL eigenfunctions, also with spin-dependent widths in the resonance, and (iii) the formulation where the spin-averaged width is employed in the decay of the intermediate state. This third case is the one most commonly adopted in past expositions on resonant, magnetic Compton scattering in the literature. Since spin is thereby omitted from the resonant denominators, the overall differential cross section is then independent of the choice of basis states, i.e. it does not matter whether $d\sigma/d\cos\theta_f$ is computed using JL (historically popular) or ST (formally more correct for approaches treating spin). These three cases are encapsulated in the forms

$$\begin{aligned} \left(\frac{d\sigma}{d\cos\theta_f} \right)_{\text{ST}}^{\perp,\parallel} &= \mathcal{F} \sum_{m=1}^2 \left[\frac{T_{\text{ave}}^{(m),\perp,\parallel} + T_{\text{spin}}^{\text{ST},(m),\perp,\parallel}}{\epsilon_m^2 + \xi_{+, \text{ST}}^2 \mathcal{E}_m^2 \Gamma^2} + \frac{T_{\text{ave}}^{(m),\perp,\parallel} - T_{\text{spin}}^{\text{ST},(m),\perp,\parallel}}{\epsilon_m^2 + \xi_{-, \text{ST}}^2 \mathcal{E}_m^2 \Gamma^2} \right] \\ \left(\frac{d\sigma}{d\cos\theta_f} \right)_{\text{JL}}^{\perp,\parallel} &= \mathcal{F} \sum_{m=1}^2 \left[\frac{T_{\text{ave}}^{(m),\perp,\parallel} + T_{\text{spin}}^{\text{JL},(m),\perp,\parallel}}{\epsilon_m^2 + \xi_{+, \text{JL}}^2 \mathcal{E}_m^2 \Gamma^2} + \frac{T_{\text{ave}}^{(m),\perp,\parallel} - T_{\text{spin}}^{\text{JL},(m),\perp,\parallel}}{\epsilon_m^2 + \xi_{-, \text{JL}}^2 \mathcal{E}_m^2 \Gamma^2} \right] \\ \left(\frac{d\sigma}{d\cos\theta_f} \right)_{\text{ave}}^{\perp,\parallel} &= 2\mathcal{F} \sum_{m=1}^2 \frac{T_{\text{ave}}^{(m),\perp,\parallel}}{\epsilon_m^2 + \mathcal{E}_m^2 \Gamma^2} \quad , \end{aligned} \quad (39)$$

where

$$\mathcal{F} = \frac{3\sigma_T}{8} \frac{\omega_f^2 e^{-\omega_f^2 \sin^2 \theta_f / 2B}}{\omega_i (2\omega_i - \omega_f - \zeta)} \quad . \quad (40)$$

Observe that if $\xi_{\pm} \rightarrow 1$, both the ST and JL spin-dependent forms in Eq. (39) reduce to the third, spin-averaged form. For both JL and ST basis states, the resulting T_{ave} values appearing in these forms are identical for $m = 1, 2$, being given by the expressions

$$\begin{aligned} T_{\text{ave}}^{\perp} &= \omega_i (\omega_i - \zeta) \\ T_{\text{ave}}^{\parallel} &= (2 + \omega_i) (\omega_i - \zeta) - 2\omega_f \end{aligned} \quad (41)$$

for perpendicular and parallel photon polarizations. The same expressions apply to both Feynman diagrams. These T terms are identical to those that appear in Eq. (13) of [19]. The differences that arise between the JL and ST states are contained in the $T_{\text{spin}}^{(m)}$ terms and in the ξ_{\pm} terms in the differential cross section in Eq. (39), which are described for each basis state in Appendixes C and D.

It is instructive to compare these developments with previous work in the nonresonant domain. Then $\Gamma \rightarrow 0$ can be set, and the three forms in Eq. (39) coalesce to the spin-averaged one:

$$\left(\frac{d\sigma}{d\cos\theta_f} \right)_{\text{ave}}^{\perp,\parallel} = \frac{\mathcal{F}}{2} T_{\text{ave}}^{\perp,\parallel} \left\{ \frac{1}{(\omega_i - B)^2} + \frac{1}{(\omega_i + B - \zeta)^2} \right\} \quad . \quad (42)$$

This can quickly be shown to be equivalent to Eq. (22) of Gonthier *et al.* [32], which was directly derived from the JL formulation of [14]. Our presentation here is an independent derivation, based on the developments of [31]. A further independent check is provided by the exposition of Herold [13]. In the special case of $\theta_i = 0$, Eqs. (8) and (9) in [13] can be routinely demonstrated to be identical to Eq. (22) of [32] after a modicum of algebra, and therefore also to our result in Eq. (42). Total cross sections resulting from Eq. (42) are explored in Sec. III B.

The remaining ingredient that needs to be posited is the mathematical form for the spin-averaged cyclotron width Γ . This is taken from Eqs. (13) and (14) of [30], and can also be found in [48–50]. The average rates for $1 \rightarrow 0$ cyclotron transitions at nonzero p_z for electrons are scaled (by $\hbar/m_e c^2$) into dimensionless form:

$$\Gamma \equiv \Gamma_{\text{ave}}(p_z) = \frac{\alpha_f B}{\mathcal{E}_1} I_1(B) \quad , \quad \mathcal{E}_1 = \sqrt{1 + 2B + p_z^2} \quad , \quad (43)$$

with

$$I_1(B) = \int_0^\Phi \frac{d\kappa e^{-\kappa}}{\sqrt{(\Phi - \kappa)(1/\Phi - \kappa)}} \left[1 - \frac{\kappa}{2} \left(\Phi + \frac{1}{\Phi} \right) \right] \quad , \quad \Phi = \frac{\sqrt{1 + 2B} - 1}{\sqrt{1 + 2B} + 1} \quad (44)$$

expressing the integration over the angles θ of radiated cyclotron photons. Note that κ represents the product $\omega^2 \sin^2 \theta / 2B$ precisely at the resonance condition $\omega = B$, so that $\kappa \equiv B \sin^2 \theta / 2$. The integral for $I_1(B)$ can alternatively be expressed as an infinite series of Legendre functions of the second kind; see [30] for details. This width is mostly needed for the $m = 1$ diagram, for which $p_z = \omega_i$ for the intermediate state so that \mathcal{E}_1 reduces to the specific value listed in Eq. (29). The presence of the \mathcal{E}_1 factor in Eq. (43) essentially accounts for time dilation when boosting along \mathbf{B} from the electron rest ($p_z = 0$) frame; the Lorentz factor for this boost is simply $\gamma = \mathcal{E}_1 / \sqrt{1 + 2B}$. When $B \ll 1$, i.e. $\Phi \ll 1$ in Eq. (44) and $\mathcal{E}_1 \rightarrow 1$ in Eq. (43), the width reduces to $\Gamma \approx 2\alpha_f B^2/3$, the form widely invoked for nonrelativistic astrophysical applications of magnetic Compton scattering. In the opposite asymptotic extreme, namely, $B \gg 1$, appropriate to the inner magnetospheric regions of magnetars, the $\Phi \rightarrow 1$ limit of Eq. (44) quickly reveals that $\Gamma \approx \alpha_f B (1 - 1/e) / \mathcal{E}_1$. In the fundamental resonance (for $m = 1$), $p_z = \omega_1 \approx B$ so that this limit of the width reduces to $\Gamma \approx \alpha_f (1 - 1/e)$, independent of B . As remarked above, spanning these two regimes, $\Gamma/B < \alpha_f \ll 1$ is always realized, underpinning, from the outset, the self-consistent incorporation of the width decay formalism in the complex exponentials for the intermediate electron state.

As a concluding discursive offering, it must be emphasized that the calculations offered here do not include channels for pair production in the final state and therefore are strictly valid only below pair creation threshold, i.e., $\omega_f \sin \theta_f = \omega_f \sin \theta_f < 2$, characterizing a Lorentz invariant under boosts along \mathbf{B} . For much (but not all) of the parameter space considered here, this domain is realized. Since we are restricting considerations to $\ell = 0$ transitions, the kinematic relation for scattering in Eq. (3) can be used to demonstrate that $\omega_f \sin \theta_f$ is maximized when $\cos \theta_f = \omega_i / (1 + \omega_i)$, realizing a well-defined value:

$$\frac{\partial}{\partial \theta_f} (\omega_f \sin \theta_f) = 0 \quad \Rightarrow \quad \cos \theta_f = \frac{\omega_i}{1 + \omega_i} \quad \Rightarrow \quad \omega_f \sin \theta_f = \sqrt{1 + 2\omega_i} - 1 \quad . \quad (45)$$

Clearly when $\omega_i > 4$, this opens up a portion of θ_f space for which the scattered photon is above pair creation threshold, i.e., $\omega_f \sin \theta_f > 2$, specifically for the \parallel polarization state of this final photon. For resonant scattering at $\omega_i \approx B$, this applies to supercritical fields. This availability of pair creation channels for the scattering process was summarized in Fig. 7 of [32]. For the $\ell = 0$ case considered here, it is generally relevant only to scatterings into the \parallel polarization, since the threshold for pair creation by \perp mode photons is $\sqrt{1 + 2B} + 1$ (in units of $m_e c^2$), which usually exceeds the maximum of $\omega_f \sin \theta_f$ just derived if $\omega_i \approx B$. Hence, in summary, when the incident photon possesses an energy in excess of around 2 MeV in the ERF, care must be taken to apply the calculations presented here in scattered angle θ_f domains where $\omega_f \sin \theta_f$ remains below 2. Fortunately, as will become apparent in the next section (see Fig. 3 and associated discussion), this generally corresponds to domains where the peak contribution to the total cross section is realized. In other words, the largest values of $\omega_f \sin \theta_f$ that might precipitate pair creation simultaneously reduce the exponential in the factor \mathcal{F} in Eq. (40), and therefore the differential cross section. A more complete formalism incorporating pair creation channels (e.g., see [62]), where accessible, is beyond the scope of the present work.

This concludes the general elements leading to the assembly of scattering differential cross sections in strong fields; the exposition now turns to specific illustrations of the results of these calculations, for both differential and total cross sections.

III. RESULTS: CHARACTERISTICS OF THE CROSS SECTION

The focus now turns to the core properties of the differential and total cross sections, and a comparison of the three $\theta_i = 0$ forms, and to obtaining a comparatively compact analytic approximations to the full ST form in the resonance.

A. Angular distributions

Traditionally, it is the third of these differential forms in Eq. (39) that has been used in the literature to take into account the relativistic modifications to the width of the resonance, but not the spin dependence of the width, which emerges because the lifetime of the intermediate ($n = 1$) state depends on its spin. Away from the resonance, this dependence becomes effectively immaterial as sums over the intermediate spins generate results that are independent of the choice of electron wave functions: this assertion becomes apparent by simply setting $\epsilon_m \gg E_m \Gamma$ in all the forms in Eq. (39). In contrast, averaging over the intermediate state spins behaves more like a harmonic mean near the peak of the resonance, and that is where the differences in the cross sections are most profound, as shall become evident. As argued in the Introduction, this is a domain of importance for computations of Compton scattering in astrophysical models of neutron star magnetospheres. While the differential cross section developed within the ST basis states is formally the correct one, in the following figures, we compare the ST differential cross section to the one using the JL basis states and the traditional one that we refer to as the average cross section.

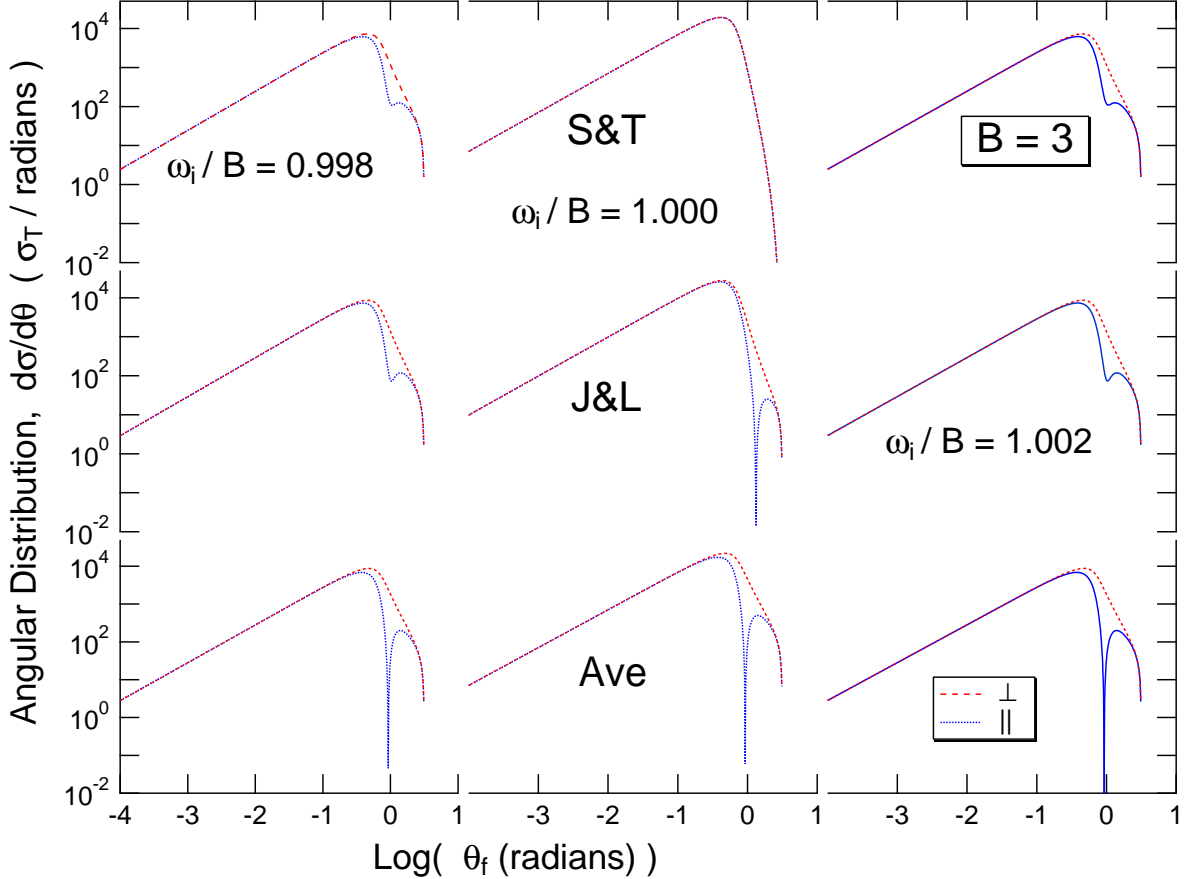


FIG. 2. The differential cross sections from Eq. (39) as a function of the final scattering angle θ_f for a magnetic field of $B = 3$. The upper, middle, and bottom sections display the cross section for ST and JL basis states, and the spin-independent cross section using the average width, respectively. The left, middle, and right sections display the cross sections right below the resonance at $\omega_i/B = 0.998$, at the resonance $\omega_i/B = 1$, and right above the resonance at $\omega_i/B = 1.002$, respectively. The red dashed curves and the blue dotted curves correspond to perpendicular and parallel polarizations of the scattered photon, respectively. All cross sections are scaled in units of the Thomson cross section.

We display in Fig. 2, the angular distributions of the three separate differential cross sections from Eq. (39) for a magnetic field of $B = 3$ at which the intermediate state spin influences precipitate the largest differences. The incoming photon energies ω_i in the ERF are chosen to be in the left wing, at the peak, and in the right wing of the resonance. The red dashed curves correspond to the perpendicular polarization of the final photon, and show similar shapes in all three cross sections, while the blue dotted curves corresponding to the parallel polarization display some small differences in their shapes, especially in the dip near $\theta_f = 1$. The dip can be understood by considering where the $T_{\text{ave}}^{(m),\parallel}$ of Eq. (41) actually goes to zero under the condition

$$\cos \theta_f = \frac{\omega_i}{2 + \omega_i} \quad (46)$$

Note that $T_{\text{ave}}^{(m),\parallel}$ remains positive on either side of this zero. The JL cross section also displays a minimum in the parallel polarization at a slightly larger angle than in the case of the average cross section. A small minimum is observed in the case of the ST basis states, but the cross section there does not go to zero. In the case of $T_{\text{ave}}^{(m),\perp}$, there is no minimum. One striking feature of the ST angular distributions is that at the peak of the resonance, both perpendicular and parallel differential cross sections become identical: there is then no dependence on the polarization states of either incoming or outgoing photons. A derivation of the origin of this property is given in Sec. III D. However, even very slightly removed from resonance peak, the perpendicular polarization clearly dominates over the parallel polarization. Observe that the differential cross section for both forward scattering ($\theta_f \approx 0$) and backscattering ($\theta_f > \pi/2$) is considerably lower than the peak value at $\theta_f \sim 1/\omega_f$, for all three formulations. The backscattering case corresponds to large values $\omega_f^2 \sin^2 \theta_f / (2B)$ of the argument for the exponential.

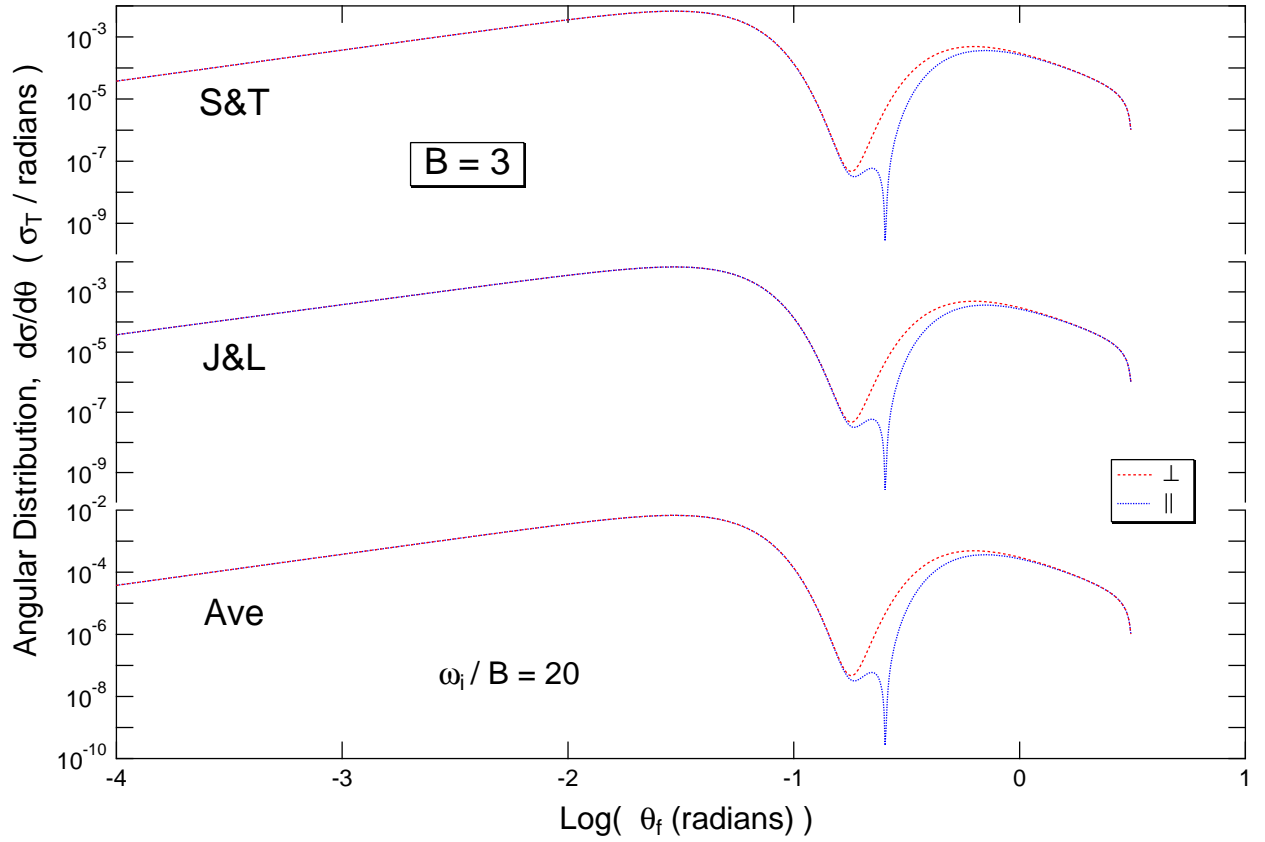


FIG. 3. The differential cross sections from Eq. (39) as a function of the final scattering angle θ_f for a magnetic field of $B = 3$. In this figure the photon energy is high above the resonance at $\omega_i/B = 20$. The upper, middle, and bottom sections display the cross section for ST and JL basis states, and the spin-independent cross section using the average width, respectively. The red dashed curves and the blue dotted curves correspond to perpendicular and parallel polarizations of the scattered photon, respectively, as in Fig. 2. The profound dips in the \parallel cross sections are actually true zeros defined by Eq. (46), and they are truncated in the plot for visual clarity.

High above the resonance, the angular distributions begin to manifest an additional minimum that is associated with both polarization modes, and is due to the exponential in the common factor in the cross section: see Eq. (40). In Fig. 3, we exhibit the angular distribution at $\omega_i/B = 20$ for $B = 3$ for each of the three cross sections. The photon energy is now high enough to discern the appearance of a prominent local minimum. This feature approximately corresponds to the exponential achieving a minimum (i.e., κ is at a local maximum) at

$$\cos \theta_f = \frac{\omega_i}{1 + \omega_i} \quad , \quad (47)$$

as noted previously in Eq. (29) of [32]. Observe that this local minimum is offset slightly from the zero for $T_{\text{ave}}^{(m),\parallel}$ addressed in Eq. (46). Care must be exercised when developing a numerical integration routine, for example for computing the total cross section, to properly take into account these characteristics of the angular distributions. The overall maximum of the differential cross sections arises when the argument $\omega_f^2 \sin^2 \theta_f / (2B)$ of the exponential is as small as possible. Since this illustration is for deep into the Klein-Nishina regime, this occurs when $\theta_f \sim 1/\omega_f \ll 1$. Straddling this peak, again the forward scattering and backscattering values are greatly reduced in comparison.

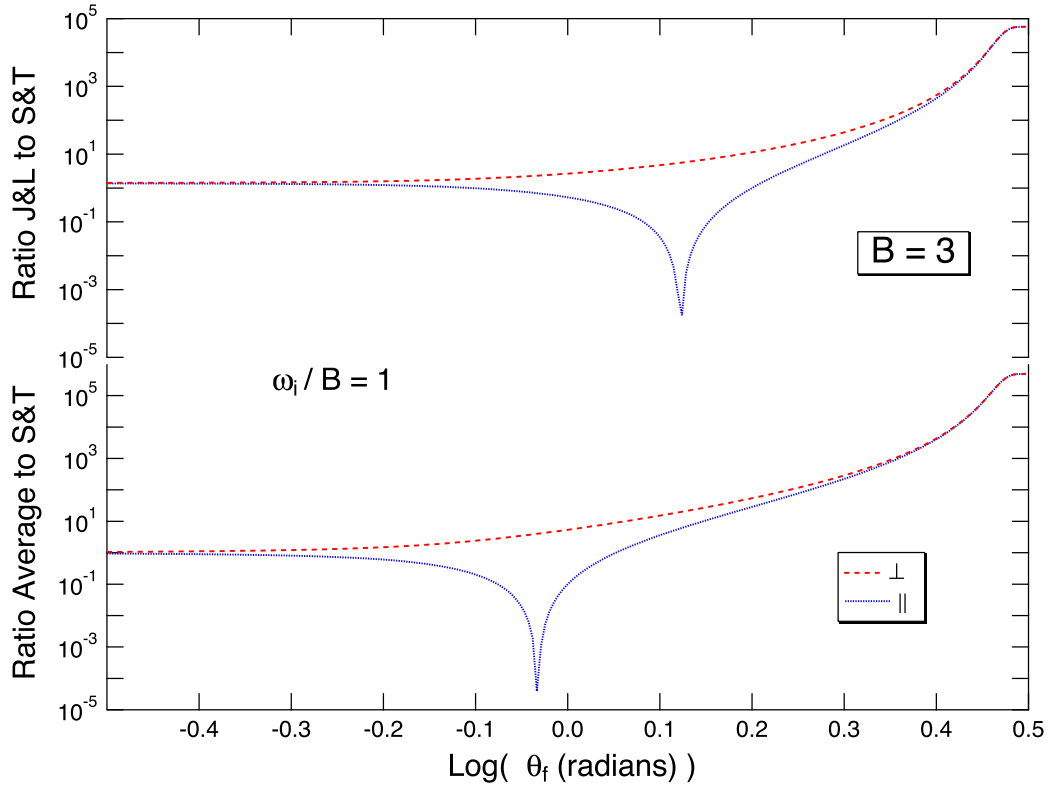


FIG. 4. The ratio of the JL and average differential cross sections from Eq. (39) to that of the ST cross section as a function of the final scattering angle θ_f for a magnetic field of $B = 3$ at resonance. The upper and bottom sections display the ratio for JL cross section to that of ST and the ratio of the average cross section to that of ST, respectively. The red dashed and blue dotted curves indicate the ratios for perpendicular and parallel polarizations.

The main differences displayed in the JL and averaged cross sections relative to the ST angular distributions occur at the resonance toward the end of the angular distribution near $\theta_f = \pi$ or the backward scattered photons antiparallel to the magnetic field, as seen in Fig. 4. We plot the ratios of the JL and average cross sections to that of the ST distribution for both perpendicular (red dashed curves) and parallel (blue dotted curves) polarizations as a function of the scattered angle θ_f , highlighting the backscattering region $\theta_f > \pi/2$. As the scattered angle approaches $\theta_f = \pi$, these ratios become very large, implying that the JL and spin-averaged cross sections dramatically overestimate the cross section relative to the more correct ST result. This is not as critical a failing as it could be, since near $\theta_f = \pi$, the values of the cross sections are significantly diminished.

B. Total cross sections

For many physics and astrophysical considerations, the angle-integrated total cross section is an informative quantity. Here we perform numerical integrations over the scattered photon angle θ_f taking into account the local minima and maxima manifested by the JL and average angular distributions, as encapsulated in Eqs. (46) and (47) and portrayed in Figs. 2 and 3. Analytic results for the total cross section will be considered later in this subsection. For a magnetic field of $B = 3$, in Fig. 5 we display the angle-integrated cross sections in the upper panels, while the ratios of the JL and averaged cross sections are in the lower panels as a function of the incident photon energy in units of the cyclotron energy. The extremely narrow resonance region in the left panel is expanded in the right panel to highlight the structure near the peak of the cyclotron resonance. Observe that the resonance shape is symmetric about the peak, an artifact of the approximation of taking only the leading order dependence in the widths when squaring the resonant denominators, as discussed just prior to Eq. (33). Relaxing this simplification would introduce a very slight asymmetry of order $\Gamma^s/\mathcal{E}_1 \sim \Gamma/(1+B)$ to the energy profile of the resonance. Another interesting feature of the cross sections is the portion far below the resonance where they flatten out to a constant for *both* the ST and JL spin-dependent cases: the origin of this is discussed in Sec. III C. The choice of the magnetic field was made to illustrate the maximal difference at the peak of the resonance between the ST and JL formulations, and it corresponds to the case of fairly low altitudes in the magnetospheres of magnetars.

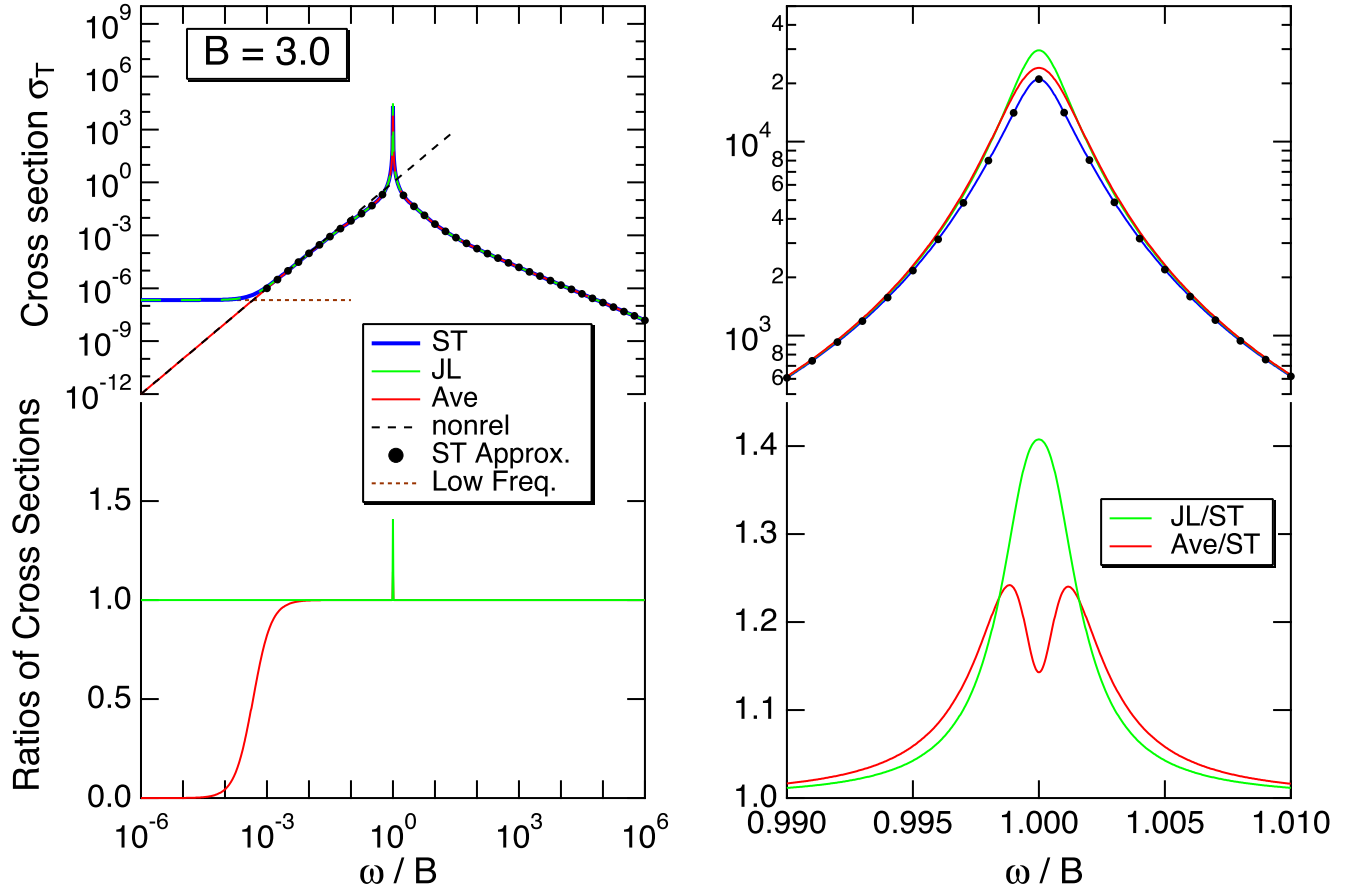


FIG. 5. The angle-integrated cross sections (in units of σ_T), averaged over polarization, are displayed in the upper panels with an exploded view near the resonance in the upper right panel. The spin-dependent JL (green solid curve), the ST (blue solid curve), and the spin-averaged (red solid curve) cross sections are displayed in the upper panels. In the bottom panels, the ratios of the JL and average cross sections to that of the ST cross section are displayed. The diagonal dashed black line is the familiar nonrelativistic result in Eq. (58) that applies when $\omega_i \ll B$. The horizontal dotted line is the low-frequency spin-dependent anomaly whose asymptotic form $\sigma \approx \Gamma^2 \sigma_T / [B^2(1+2B)]$ is deducible from Eq. (64). The dots represent numerical evaluations of the integral expression for the total cross section in Eq. (55) for the left panel, i.e., outside the resonance, and for the approximate cross section in the resonance in Eq. (91) for the right-hand panel.

The cumulative contribution of the aforementioned excesses of the spin-dependent JL and average differential cross sections above that of the ST one becomes evident near the resonance shown in Fig. 5. For this $B = 3$ example, the resonant cross section is overestimated by 40% and 20% by the JL and average cross sections, respectively. The doubled-peaked curve for the average cross section at the resonance exhibits a minimum at the resonance due to fairly rapid swings with ω in the contributions from the perpendicular and parallel polarization scattering modes. This is illustrated in the blown-up in Fig. 6, which exhibits the dependence through the resonance for the individual polarization modes. As seen before in Fig. 4, the angular distribution with the average widths generates a lower contribution from the parallel polarization, thereby producing the minimum at the resonance seen in Fig. 5. This is more than compensated for by the excess seen at the peak of the \perp resonance profile, so that the polarization-summed cross section for the spin-averaged case generates the excess over the ST case depicted in Fig. 5. In contrast, the JL cross section that includes the spin-dependent widths does not manifest such opposing polarization-dependent variations near the resonance, but it still yields an overestimate of the cross section near the resonance relative to the correct ST form.

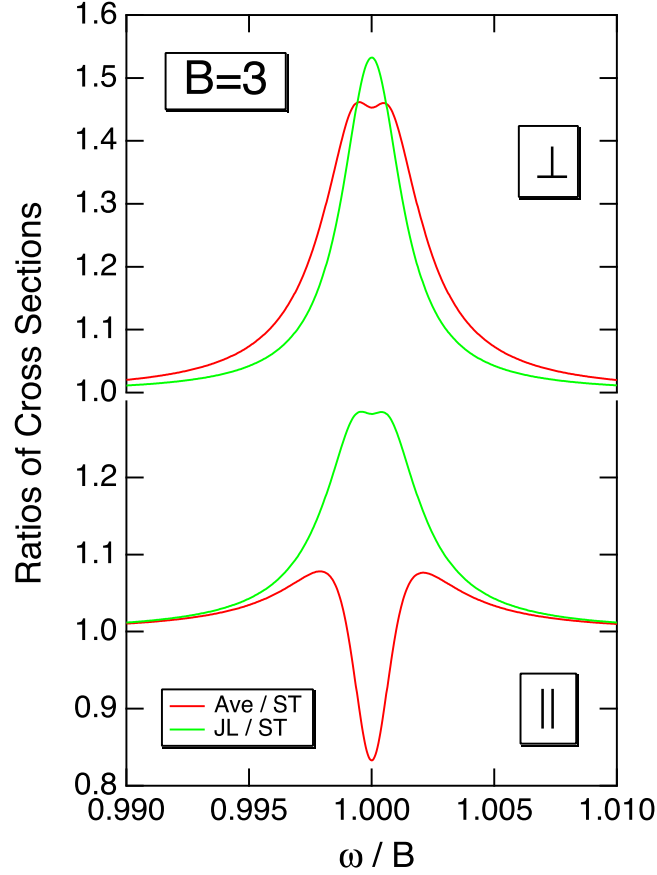


FIG. 6. The ratios of JL (green curves) and spin-averaged (red curves), angle-integrated cross sections to that of the ST cross section are displayed in a zoomed-in view near the resonance for the perpendicular (upper panel) and parallel (lower panel) polarizations.

The largest differences between the cross sections developed using the ST and the JL basis states in the spin-dependent width formulations occur around $B = 3$. To survey the magnetic field dependence of the cross sections, examples for subcritical and highly supercritical fields are depicted in Fig. 7. Outside the resonance, all formulations for the cross section converge to the same result, as they should, corresponding to setting $\Gamma \rightarrow 0$ in Eq. (39). An exception to this is for the low-frequency regime, which will be addressed in Sec. III C. The importance of spin-dependent effects in the resonance begins to diminish significantly above $B = 10$, since then the choice of spin state for the cyclotron decay width becomes immaterial: all cyclotron decay rates approach the spin-averaged one, as previously noted in Fig. 2 of [30]. It is notable that the average cross section also overpredicts the resonant cross section at low magnetic fields, due primarily to an overestimate of the perpendicular polarization, a nuance that is discussed in Sec. III D below.

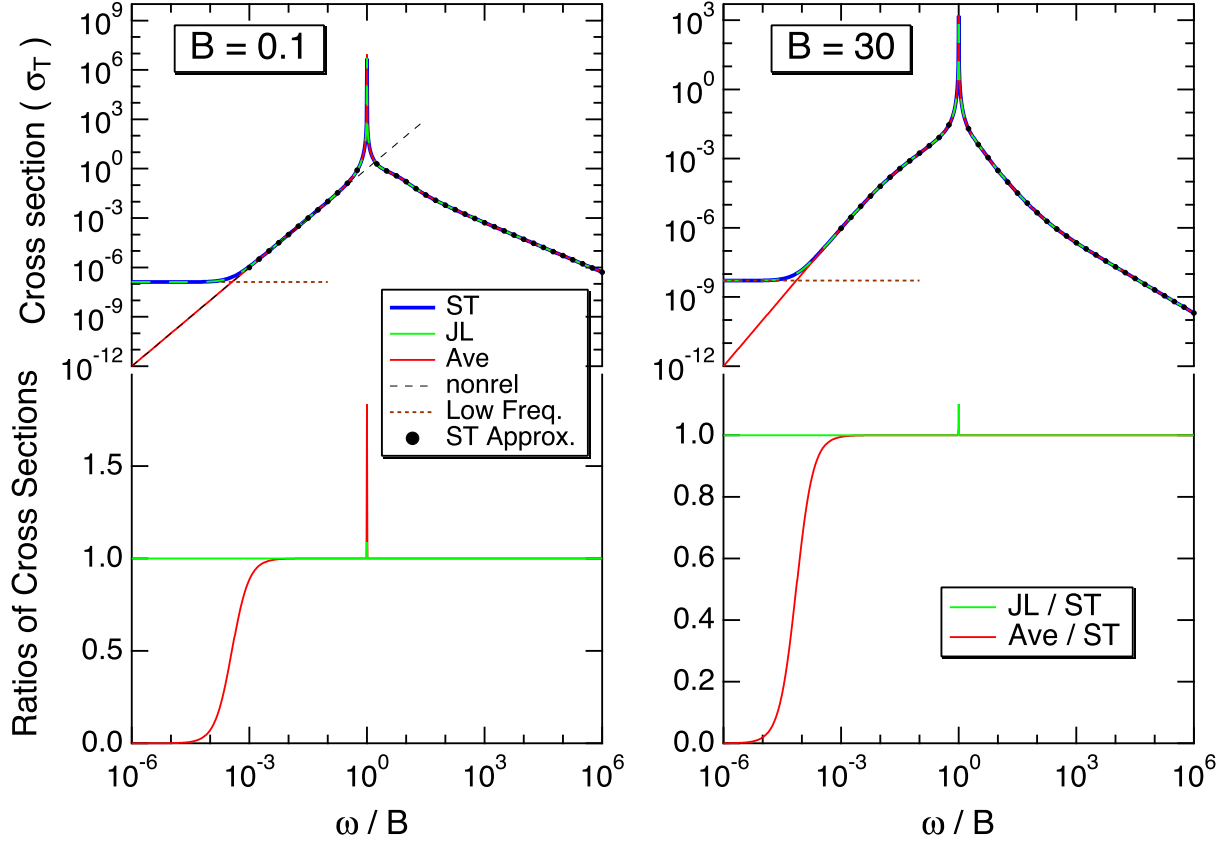


FIG. 7. The angle-integrated cross sections (in units of σ_T), averaged over polarization, are displayed in the upper panels with a zoomed-in view near the resonance in the upper right panel. The spin-dependent JL (green curves), the ST (blue curves), and the spin-averaged (red curves) cross sections are displayed in the upper panels. In the bottom panels, the ratios of the JL and spin-averaged cross sections to that of ST cross section are displayed. The nonrelativistic limit ($\omega_i \ll B \ll 1$) in Eq. (58) is shown in the left panel as a black dashed line. As in Fig. 5, the horizontal dotted line is the low-frequency spin-dependent anomaly with $\sigma \approx \Gamma^2 \sigma_T / [B^2(1 + 2B)]$: see Eq. (64). The dots represent numerical evaluations of the integral expression for the total cross section in Eq. (55) outside the resonance.

Away from the resonance, in general, the spin-dependent influences are minimal, and spin-averaged formalism is usually sufficient: in such domains, both the ST and JL forms collapse to the spin-averaged form in Eq. (39), i.e., to that in Eq. (42). A notable exception arises at very low frequencies $\omega_i \lesssim \Gamma$, and this is discussed in the following subsection. The spin-averaged expression for the differential cross section in Eq. (42) can be integrated over θ_f using the protocol developed in BWG11. This method changes the variables of the integration to conveniently render the integrals more compact. The first step is to convert the integration to one in terms of the variable $r = 1/[1 + \omega_i(1 - \cos \theta_f)]$, defined in Eq. (3). This represents what would be the ratio of the final to initial ERF photon energies in conventional, nonmagnetic Compton scattering. The integration limits become $1/(1 + 2\omega_i) \leq r \leq 1$. The kinematic relation in Eq. (3) can be rearranged to generate the identity

$$2\omega_i r^2 \sin^2 \theta_f \equiv Q(r, \omega_i) = \frac{2}{\omega_i} (1 - r) \left[(2\omega_i + 1)r - 1 \right] . \quad (48)$$

It turns out that a more convenient variable for expressing the angular integration is

$$\phi \equiv \frac{\omega_f^2 \sin^2 \theta_f}{2\omega_i} = \frac{1 - \sqrt{1 - Q}}{1 + \sqrt{1 - Q}} . \quad (49)$$

This then encapsulates the angular dependence of the argument κ of the exponential in the \mathcal{F} factor. This change

of variables amounts to the integration mapping

$$2 \int_{-1}^1 d \cos \theta_f \mathcal{F} \rightarrow \frac{3\sigma_T}{4\omega_i} \int_0^\Phi \frac{e^{-\omega_i \phi/B} d\phi}{\sqrt{1-2\phi z + \phi^2}} \quad , \quad z = 1 + \frac{1}{\omega_i} \quad . \quad (50)$$

The r dependence of the integrand is contained in the factors in square brackets in Eq. (39), and it must be remembered that the factor of 2 appearing here accounts for the two terms present in each of these factors in Eq. (39). One subtlety is that there are two branches of r that map over to the same interval for the ϕ integration. Being obtained by inverting Eq. (49) for Q , and solving the resulting quadratic for r , these are described by

$$r_{\pm} = \frac{z(1+\phi) \pm \sqrt{1-2\phi z + \phi^2}}{(1+\phi)(1+z)} \quad , \quad z = 1 + \frac{1}{\omega_i} \quad . \quad (51)$$

These two branches are summed over, simplifying the algebraic complexity of the T_{ave}^\perp and T_{ave}^\parallel in Eq. (41) somewhat, and the resulting integrals span the range

$$0 \leq \phi \leq \Phi \equiv \frac{\sqrt{1+2\omega_i}-1}{\sqrt{1+2\omega_i}+1} = z - \sqrt{z^2-1} \quad . \quad (52)$$

Since the Γ terms in the resonant denominators can be neglected, these manipulations lead to the compact forms for the total cross section:

$$\begin{aligned} \sigma_\perp &\approx \frac{3\sigma_T}{8} \int_0^\Phi \frac{e^{-\omega_i \phi/B} d\phi}{\sqrt{1-2\phi z + \phi^2}} \\ &\quad \times \left\{ \left[\frac{1}{1+2\omega_i} \frac{1}{(\Delta_1)^2} + \frac{1}{\Delta_2} \right] g^\perp(z, \phi) - \frac{2B}{(\Delta_2)^2} (1-2\phi z + \phi^2) \right\} \\ \sigma_\parallel &\approx \frac{3\sigma_T}{8} \int_0^\Phi \frac{e^{-\omega_i \phi/B} d\phi}{\sqrt{1-2\phi z + \phi^2}} \\ &\quad \times \left\{ \left[\frac{1}{1+2\omega_i} \frac{1}{(\Delta_1)^2} + \frac{1}{\Delta_2} \right] g^\parallel(z, \phi) - \frac{2(B+2\phi)}{(\Delta_2)^2} (1-2\phi z + \phi^2) \right\} \end{aligned} \quad (53)$$

for the polarized results away from the cyclotron fundamental. Here $\Delta_1 = 1 - (z-1)B = (\omega_i - B)/\omega_i$ for the $m = 1$ diagram, $\Delta_2 = (z^2 - 1)B^2 + 2B(z - \phi) + 1$ captures the denominator of the second Feynman diagram, and

$$\begin{aligned} g^\perp(z, \phi) &= z - \phi \\ g^\parallel(z, \phi) &= z + (1 - 2z^2)\phi \\ g(z, \phi) &= \frac{g^\perp + g^\parallel}{2} = z(1 - \phi z) \end{aligned} \quad (54)$$

The polarization-summed result is

$$\begin{aligned} \sigma &= \sigma_\perp + \sigma_\parallel \approx \frac{3\sigma_T}{4} \int_0^\Phi \frac{e^{-\omega_i \phi/B} d\phi}{\sqrt{1-2\phi z + \phi^2}} \\ &\quad \times \left\{ \left[\frac{1}{1+2\omega_i} \frac{1}{(\Delta_1)^2} + \frac{1}{\Delta_2} \right] g(z, \phi) - \frac{2(B+\phi)}{(\Delta_2)^2} (1-2\phi z + \phi^2) \right\} \end{aligned} \quad (55)$$

In the magnetic Thomson limit, $B \ll 1$, when $\omega_i \ll 1$ also and Klein-Nishina corrections are not sampled, $\Phi \approx 1/(2z) \ll 1$, and the integrations simplify with the exponential collapsing to unity. The $(\Delta_2)^{-2}$ terms are then negligible, and $\Delta_2 \approx (\omega_i + B)^2/\omega_i^2$ becomes independent of ϕ . The integrals are now almost trivial, yielding

$$\sigma \approx \frac{\sigma_T}{2} \left[\frac{\omega_i^2}{(\omega_i - B)^2} + \frac{\omega_i^2}{(\omega_i + B)^2} \right] \quad , \quad B \ll 1 \quad . \quad (56)$$

This matches the total cross section deduced from Eq. (16) of [13], for either initial polarization state, when the latter is specialized to the case of photons incident along the magnetic field. Finally, note that the integrals for the cross sections in Eqs. (53) and (55) can be expressed analytically in terms of an infinite series of Legendre functions $Q_\nu(z)$ of the second kind. Such a development is outlined in Appendix E.

To provide context for these $\ell = 0$ results, it is instructive to illustrate the contribution of excited states $\ell \geq 1$ for the final electron at frequencies $\omega_i > B$. Since both ST and JL formulations coalesce to the spin-averaged one, and the cyclotron width at the fundamental can be set to zero, this can be done by integrating Eqs. (11)–(14) in [32] over the scattered photon angle θ_f . The resulting total cross sections, summed over all ℓ values with $\ell < \omega/B$, are displayed for field strengths $B = 10^{-3}, 0.03, 1$ in Fig. 8, using the JL codes developed in [32]. Therein it becomes evident that for highly subcritical fields, the $\ell \geq 1$ contributions only become significant well above the cyclotron fundamental. As the field rises, when $B \gtrsim 1$, then the $\ell = 0$ contribution still dominates in the resonance and a bit above, but not at higher energies: see [32], Fig. 2, for depictions of the cases $B = 10, 100$. Since the resonant domain is so important for many neutron star applications, this plot illustrates the motivation for confining our resonant study here to just the $\ell = 0$ channel.

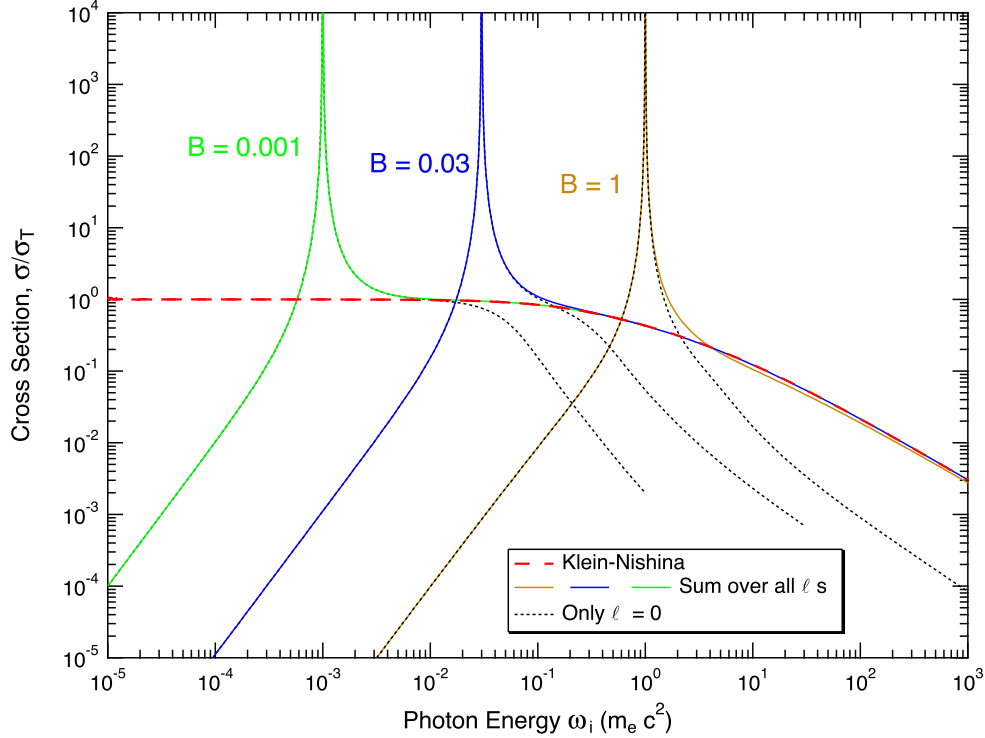


FIG. 8. Total angle-integrated cross sections (in units of σ_T), averaged over initial photon polarizations, for the case where the width in the resonance is set to zero, $\Gamma \rightarrow 0$, and the ST and JL formulations are identical to the spin-averaged one. The solid colored curves are computed using the JL formulation in [32] for all permitted electron excitation quantum numbers ℓ . The black dashed curves constitute the $\ell = 0$ contribution only, i.e., integrations over Eq. (42) when summing \perp, \parallel modes, highlighting its dominance below and through the cyclotron fundamental. The red long-dashed curve is the field-free Klein-Nishina cross section. The $B = 10^{-3}$ and $B = 0.03$ cases very closely approximate the Klein-Nishina result when $\omega_i \gg B$, the $B = 1$ example less so.

We note that recently [62] has criticized the computations of [32] that are summed over all ℓ values, claiming them to be erroneous and too large by a simple factor ω_f/ω_i . If such an error had been present, then because of the equivalence of Eq. (42) to independent analyses of magnetic Compton scattering, the works of [13–15] would thereby all be called into question. Such an issue is best probed when $\omega_i \gg 1$ and $\omega_f \ll \omega_i$, i.e., deep in the Klein-Nishina regime. Then in the asymptotic limit of low field strengths, $B \ll 1$, the correct magnetic Compton cross section for a complete summation over all accessible ℓ values (i.e., excitation states of the final electron) should approach the well-known field-free Klein-Nishina result, for any value of θ_i , and therefore for $\theta_i = 0$. This is in fact borne out for the $B = 0.1$ case in Fig. 2 of [32], and for $B = 0.03$ and $B = 10^{-3}$ in Fig. 8 here. These reproduce the Klein-Nishina cross section with impressive precision when $\omega_i \gtrsim 10B$. We thereby conclude that the formulation in this paper and those of [13–15, 32] are all correct, and in agreement for the $\ell = 0$ specialization. It should be noted that in the supercritical field regime, the Landau level energy separation is never vastly inferior to *both* ω_i and ω_f for $\omega_i \gg 1$. Therefore, discretization influences are then always prevalent in the magnetic Compton process, so the magnetic cross section will not reduce exactly to the field-free Klein-Nishina form even for large ω_i ; such a property is indeed evident for the $B = 1$ case in Fig. 8, and also at higher field strengths in Fig. 2 of [32].

C. Scattering at low frequencies

One expects to recover the nonrelativistic, magnetic Thomson cross section in the limit as $B \rightarrow 0$. Here we explore this regime, and also highlight the character far below the resonance (i.e., for $\omega_i \rightarrow 0$) for arbitrary field strengths. Consider the cross section using the spin-averaged width, the third form in Eq. (39). For $B \ll 1$ and far below the resonance, $\omega_i \ll B$, we have $\epsilon_m^2 \gg \mathcal{E}_m^2 \Gamma^2$ and $\omega_f \rightarrow \omega_i$, so that this cross section goes to the nonrelativistic form in [13]. Retaining the polarization dependence, the differential forms for the cross section, valid for $\omega_i \ll 1$, can be expressed as

$$\begin{aligned} \left(\frac{d\sigma}{d\cos\theta_f} \right)_{\text{ave}}^{\perp} &\approx \frac{3\sigma_T}{16} \left[\frac{\omega_i^2}{(\omega_i - B)^2} + \frac{\omega_i^2}{(\omega_i + B)^2} \right] , \\ \left(\frac{d\sigma}{d\cos\theta_f} \right)_{\text{ave}}^{\parallel} &\approx \frac{3\sigma_T}{16} \left[\frac{\omega_i^2}{(\omega_i - B)^2} + \frac{\omega_i^2}{(\omega_i + B)^2} \right] \cos^2\theta_f , \end{aligned} \quad (57)$$

These results can be deduced with the aid of Eq. (60), together with the fact that $\mathcal{F} \rightarrow 3\sigma_T/8$ when $\omega_i \ll 1$. Summing over polarizations, we then have the limiting form

$$\left(\frac{d\sigma}{d\cos\theta_f} \right)_{\text{ave}} \approx \frac{3\sigma_T}{8} \frac{\omega_i^2}{B^2} [1 + \cos^2\theta_f] \Rightarrow \sigma \approx \sigma_T \frac{\omega_i^2}{B^2} \text{ for } \omega_i \ll \min\{1, B\} . \quad (58)$$

This asymptotic expression for σ is indicated as a black dashed line in both Figs. 5 and 7, and is nicely reproduced by the full spin-averaged numerical evaluations. The ω_i^2 dependence at low frequencies appears explicitly in a classical description of magnetic Thomson scattering (e.g. [9, 10]; see also Chapter 4 of Mészáros [51]), as does the $1 + \cos^2\theta_f$ factor that is the hallmark of dipole radiation mechanisms. Classically, its origin is in Larmor formalism for accelerating charges, when the electron that is constrained by the magnetic field is driven at the frequency of the incoming photon that propagates along \mathbf{B} . The Fourier transform of the photon's slowly oscillating electric field generates the defining ω_i^2 contribution to the radiative power for circular polarization “eigenmodes” that are appropriate for photons moving along the field lines. The cyclotron frequency then scales the acceleration that precipitates the “emission” of a scattered photon: see Sec. 4.1 of [51] for pedagogical details. In this description, the effective duration ($\gtrsim 2\pi/\omega_i$) of the interaction far exceeds the gyroperiod, $m_e c/eB$, of the electron, so that the electron's gyrational response is only an adiabatic influence.

The same dependence on the incoming photon frequency emerges in nonrelativistic quantum mechanical derivations [9, 13]. Therein it derives from the Fourier transforms encapsulated in the S -matrix elements, but again only for the “circular polarization” case of photons initially moving along \mathbf{B} . Specifically, the restrictions imposed by the scattering kinematics in the elastic limit of $\omega_f \approx \omega_i$ interplay with the complex exponential plane wave portions of the various electron wave functions and photon states to yield matrix elements proportional ω_i when $\theta_i = 0$. The low-frequency ω_i^2 behavior extends to arbitrary incoming photon angles for $\perp \rightarrow \parallel$ and $\parallel \rightarrow \perp$ scatterings [13], a property that is evinced for nonmagnetic Thomson interactions in quantum mechanics (e.g. see Chapter 11 of [43]) due to the orthogonality of the initial and final polarization vectors. This also applies to $\perp \rightarrow \perp$ transitions when the field is present. However, more vector phase space is available for $\parallel \rightarrow \parallel$ scatterings even when $B \neq 0$. This generates a significant frequency-independent contribution [13] for the $\parallel \rightarrow \parallel$ mode as $\omega_i \rightarrow 0$ that dominates all other modes of scattering well below the cyclotron frequency. The consequent disparity between the total cross section for the \perp and \parallel polarization states of the incoming photon plays a crucial role in defining the spatial and spectral structure of atmospheres [16–18] of neutron stars that are permeated by outflowing x-ray emission.

Now consider spin-dependent ST and JL formulations. If the same character applied to cross sections that incorporate the spin-dependent widths, one would anticipate that the T_{spin} terms would simply cancel, and we would recover the nonrelativistic form. However, it does not: the denominators of the JL and ST cross sections do not follow the same pattern due to the asymmetry of the spin factors ξ_{\pm} in the cyclotron decay widths for the resonance. In the limit of $B \ll 1$, the spin factors possess the behavior

$$\begin{aligned} \xi_+^{\text{ST}} &\approx B , \quad \xi_-^{\text{ST}} \approx 2 , \\ \xi_+^{\text{JL}} &\approx B , \quad \xi_-^{\text{JL}} \approx 2 ; \end{aligned} \quad (59)$$

see Eq. (32). This inherent spin asymmetry persists for fields $B \sim 1$, albeit declining with increasing B , and eventually it becomes very small in highly supercritical fields. Regardless of the strength of the magnetic field, for the Thomson regime where $\omega_i \ll 1$, the low-frequency behavior of the spin-averaged terms in the numerators for both diagrams is described by

$$T_{\text{ave}}^{(m),\perp} \approx \omega_i^2 , \quad T_{\text{ave}}^{(m),\parallel} \approx \omega_i^2 \cos^2\theta_f . \quad (60)$$

The derivation of equivalent results for the spin-dependent terms is somewhat more involved, but the results condense into forms of comparable simplicity:

$$T_{\text{spin}}^{(m),\perp} \approx \frac{(\epsilon_{\perp}^2 - 1)^2}{2\epsilon_{\perp}^3} \quad , \quad T_{\text{spin}}^{(m),\parallel} \approx \frac{(\epsilon_{\perp}^2 - 1)^2}{2\epsilon_{\perp}^3} \cos^2 \theta_f \quad , \quad (61)$$

for $\epsilon_{\perp} = \sqrt{1 + 2B}$. These asymptotic forms apply to both ST and JL formulations, and can be derived using the various results in Appendixes B and C; they do, however, require the additional restriction that $\omega_i \ll B$. Remembering that $\mathcal{F} \rightarrow 3\sigma_{\text{T}}/8$ and $\mathcal{E}_m \rightarrow \epsilon_{\perp}$ when $\omega_i \ll 1$, the low-frequency limits of the polarization-dependent differential cross sections with either JL or ST spin-dependent widths possess the forms

$$\left(\frac{d\sigma}{d\cos\theta_f} \right)^{\perp,\parallel} \approx \frac{3\sigma_{\text{T}}}{8} \sum_{m=1}^2 \left[\frac{2T_{\text{ave}}^{(m),\perp,\parallel}}{(\epsilon_{\perp}^2 - 1)^2} + \frac{(\xi_-^2 - \xi_+^2)\epsilon_{\perp}^2 \Gamma^2 T_{\text{spin}}^{(m),\perp,\parallel}}{(\epsilon_{\perp}^2 - 1)^4} \right] \quad (62)$$

Using Eq. (32), for either set of basis states, $\xi_-^2 - \xi_+^2 \approx 4/\epsilon_{\perp}$ when $\omega_i \ll 1$. Inserting Eqs. (60) and (61) and summing over the polarization cases, the general result for the low-frequency form of the scattering cross section is

$$\frac{d\sigma}{d\cos\theta_f} \approx \frac{3\sigma_{\text{T}}}{2} \left[\omega_i^2 + \frac{\Gamma^2}{\epsilon_{\perp}^2} \right] \frac{1 + \cos^2 \theta_f}{(\epsilon_{\perp}^2 - 1)^2} \quad , \quad \omega_i \ll \min\{1, B\} \quad . \quad (63)$$

This approximation applies for both subcritical and supercritical fields. The $\cos^2 \theta_f$ contribution comes from the \parallel scattering mode, while the \perp mode constitutes the remainder. The total cross section is simply obtained:

$$\sigma \approx \frac{\sigma_{\text{T}}}{B^2} \left[\omega_i^2 + \frac{\Gamma^2}{1 + 2B} \right] \quad , \quad \omega_i \ll \min\{1, B\} \quad . \quad (64)$$

Observe that the Γ^2 or T_{spin} portion results from a partial cancellation between a positive spin-up contribution and a slightly smaller negative term that comes from the spin-down case for the virtual electron. As a result, the differential cross section involving the spin-dependent widths will yield a constant term in the numerator that is proportional to $\Gamma^2/(\epsilon_{\perp} B)^2$, and this becomes dominant as ω_i is extremely small. This anomalous character arises when $\omega_i \lesssim \Gamma/\sqrt{1 + 2B}$ (i.e., when $\omega_i \lesssim 2\alpha_{\text{f}} B^2/3$ for the magnetic Thomson case of $B \ll 1$), which is only relevant for very small photon frequencies far below the resonance. Such a domain, where $\sigma \approx 4\alpha_{\text{f}}^2 B^2 \sigma_{\text{T}}/9$ when $B \ll 1$ (or $\sigma \propto \alpha_{\text{f}}^2 \sigma_{\text{T}}/B^3$ for $B \gg 1$), is unlikely to play any significant role in astrophysical models. In practice, at such low frequencies, contributions $\sigma_{\parallel \rightarrow \parallel} \approx \sigma_{\text{T}} \sin^2 \theta_i$ from the $\parallel \rightarrow \parallel$ scattering mode for small but finite photon incidence angles $\theta_i \gtrsim \max\{\omega_i, \Gamma\}$ will yield cross sections [13, 14, 31] that dominate the ones resulting from this $\theta_i = 0$ specialization here.

Note that quantum mechanically, the origin of this $d\sigma/d\cos\theta_f \propto \Gamma^2$ behavior is from the inclusion of the spin-dependent widths in the complex exponentials appearing in the wave function [see Eq. (A2) for general forms] for the intermediate electron state. This propagates through the Fourier transforms incorporated in the scattering matrix elements, specifically the temporal integrations that generate overall energy conservation, so that the quantum “fuzziness” of energies of the excited virtual electron modifies the overall kinematics from cases where the finite lifetime of the intermediate state is not treated. Moreover, this effect is not observed in the spin-averaged calculation, since there is exact cancellation of the pertinent contributions for spin-up and spin-down cases for the virtual electron.

D. Scattering at the peak of the resonance

It is instructive to focus on the scattering cross section at the resonance, where the first Feynman diagram contribution dominates: we do so in this and the subsequent subsection. This is a parameter regime that is obviously of great import for resonant Compton scattering invocations in astrophysical models [19–21, 33, 34, 53]. Right at the peak of the cyclotron resonance, the following special values are realized:

$$\omega_i = B \quad , \quad \epsilon_{m=1}^2 = 0 \quad , \quad \mathcal{E}_{m=1} = 1 + B \quad . \quad (65)$$

Summing over the spin states, the differential cross section can then be expressed as

$$\frac{d\sigma_{\text{res}}^{\perp,\parallel}}{d\cos\theta_f} = \frac{3\sigma_{\text{T}} \omega_f^2 e^{-\omega_f^2 \sin^2 \theta_f / 2B}}{8 B (2B - \omega_f - \zeta)} \frac{Z^{\perp,\parallel}}{(1 + B)^2 \Gamma^2} \quad . \quad (66)$$

Here, the factor that encapsulates the spin dependence of the cross section is

$$Z^{\perp,\parallel} = \frac{(\xi_+^2 + \xi_-^2) T_{\text{ave}}^{(1),\perp,\parallel} + (\xi_-^2 - \xi_+^2) T_{\text{spin}}^{(1),\perp,\parallel}}{\xi_+^2 \xi_-^2} ; \quad (67)$$

this is applicable to all three forms captured in Eq. (39), provided $\xi_{\pm} = 1$ is adopted for the spin-averaged case. Remember that $T_{\text{ave}}^{(1),\perp,\parallel} = T_{\text{ave}}^{\perp,\parallel}$, with functional forms given in Eq. (41). The presence of the $1/\Gamma^2$ factor implies that the effective resonant cross section scales as $1/\Gamma$, when integrated over the resonance profile, i.e., it is of the order of σ_T/α_f times factors that depend on the field strength. It is this integral that dictates the approximate strength of resonant scattering in determining how fast electrons and photons exchange energy in this process. The scattering at $\omega_i \approx B$ therefore masquerades as an effective cyclotron decay, i.e., it is first order in the fine-structure constant. Hence, the significance of resonant Compton interactions for astrophysical settings can be approximately as probable as cyclotron emission.

Specializing to the ST basis states, we find that the cross section for perpendicular and parallel polarizations are identical, and the Z factors assume the form

$$Z^{ST,\perp} = Z^{ST,\parallel} = B(1 + 2B) - \omega_f \left\{ 1 + 2B(1 + B) [1 - \cos \theta_f] \right\} . \quad (68)$$

The differential cross sections for both perpendicular and parallel polarizations then are identical to the single form

$$\frac{d\sigma_{\text{res}}^{ST,\perp,\parallel}}{d\cos\theta_f} = \frac{3\sigma_T}{8} \frac{\omega_f^2 e^{-\omega_f^2 \sin^2 \theta_f / 2B}}{B(1 + B)^2 \Gamma^2} \frac{B(1 + 2B) - \omega_f \{1 + 2B(1 + B) [1 - \cos \theta_f]\}}{2B - \omega_f \{1 + B [1 - \cos \theta_f]\}} . \quad (69)$$

Since, throughout the paper, the incident photons are assumed to propagate along the magnetic field, the differential cross section is insensitive to the choice of initial photon linear polarization. Yet, the ST cross section is also independent of the linear polarization of the outgoing photon *right at the peak of the resonance* ($\omega_i = B$), regardless of its angle of emergence. This exceptional character does not extend to differential cross sections that employ either the spin-averaged or the spin-dependent JL widths: as seen in Fig. 2, the perpendicular mode contributes more to the cross section than the parallel mode in both the spin-averaged and the spin-dependent JL cases.

Such contrasting behavior is highlighted more incisively in Fig. 9, where the ratios of the JL and spin-averaged cases to the ST one, evaluated exactly at the resonance peak (left panel), are illustrated as a function of the field strength, and for the two final polarization cases. This cross section ratio plot captures the main idea of this paper: that treating the resonant scattering interaction correctly using the Sokolov and Ternov eigenstates of the Dirac equation introduces modifications to σ in the range of around 10% — 60% for a wide domain of fields, $0.05 \lesssim B \lesssim 50$, relative to the spin-averaged formalism that has traditionally been employed in the literature. Moreover, the substantial differences appearing between the JL and ST cross sections at the resonance peak clearly indicate that it is insufficient to merely introduce spin-dependent formalism using JL basis states for the intermediate electron; advancing to the ST formalism that is the centerpiece of this paper is requisite for more precise implementation in astrophysical models.

In the limit of $B \ll 1$, the low ω_i behavior of $T_{\text{ave}}^{(1),\perp,\parallel}$ is characterized in Eq. (60). In contrast, the low ω_i dependence of $T_{\text{spin}}^{(1),\perp,\parallel}$ differs from Eq. (61), due to contributions from the $\omega_i = B$ restriction. In addition, scattering kinematics dictates $\omega_f \approx \omega_i = B$ for $B \ll 1$, and the exponential in Eq. (69) is approximately unity. Finally, the spin factors ξ_{\pm} possess limits as summarized in Eq. (59). The upshot is that all cross section ratios approach unity for highly subcritical fields, except for the JL \perp mode case, which elicits a larger cross section because of the interplay between the T_{ave}^{\perp} and $T_{\text{spin}}^{(1),\perp}$ terms and the widths. The behavior of ω_f at the resonance for $B \ll 1$ in Eq. (68) requires retaining terms to second order in B , as given by the expression

$$\omega_f \approx B - \frac{B^2}{2} (1 - \cos \theta_f)^2 \quad (70)$$

In this limit for either JL or ST basis states, the Z terms in Eq. (68) become, to lowest order in B ,

$$Z^{\perp,\parallel} = \frac{B^2}{2} (1 + \cos \theta_f)^2 \quad (71)$$

The differential cross section in Eq. (69) then reduces to

$$\frac{d\sigma_{\text{res}}^{\perp,\parallel}}{d\cos\theta_f} \approx \frac{3\sigma_T B^2}{16\Gamma^2} (1 + \cos \theta_f)^2 , \quad (72)$$

neglecting terms of the order of B^3 , and this integrates to give

$$\sigma_{\text{res}}^{\perp,\parallel} \approx \frac{\sigma_{\text{T}} B^2}{2\Gamma^2} = \frac{9\sigma_{\text{T}}}{8\alpha^2 B^2} \quad (73)$$

using $\Gamma \approx 2\alpha_f B^2/3$ from Eq. (43). On the other hand, in this $B \ll 1$ limit, the scattering cross sections with the spin-averaged widths for perpendicular and parallel polarizations are not equivalent, and the pertinent Z terms are

$$Z^{\text{Ave},\perp} = 2B^2, \quad Z^{\text{Ave},\parallel} = 2B^2 \cos^2 \theta_f, \quad (74)$$

instead of Eq. (71). Integrating the differential cross section with these Z terms implemented yields the following total cross sections:

$$\begin{aligned} \sigma^{\text{Ave},\perp} &= \frac{3\sigma_{\text{T}} B^2}{2\Gamma^2} = \frac{27\sigma_{\text{T}}}{8\alpha^2 B^2} \\ \sigma^{\text{Ave},\parallel} &= \frac{\sigma_{\text{T}} B^2}{2\Gamma^2} = \frac{9\sigma_{\text{T}}}{8\alpha^2 B^2} \end{aligned} \quad (75)$$

Clearly, the total cross section for the spin-averaged case for the parallel polarization mode is the same as for both the ST and JL formalisms. Yet, the total spin-averaged cross section for the perpendicular polarization is a factor of 3 larger than the ST/JL result in Eq. (73). The limiting forms of these cross sections exactly at the resonance are illustrated in the left panel in Fig. 9.

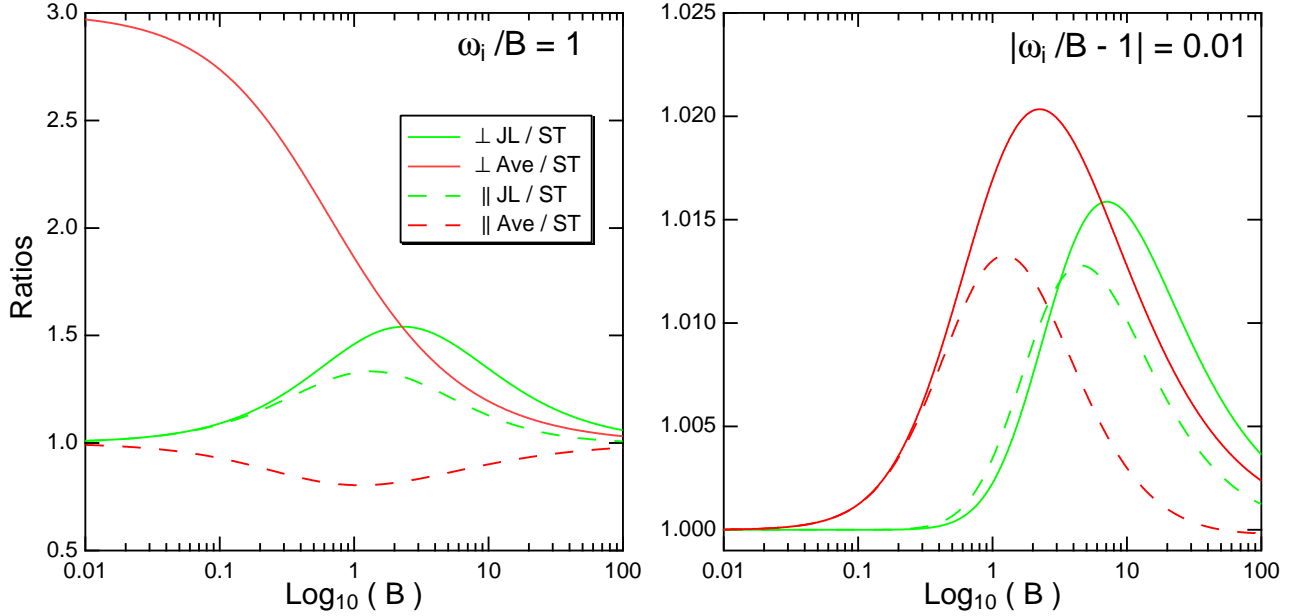


FIG. 9. The ratios of JL (green curves) and average (red curves), angle-integrated cross sections to that of the ST cross section, evaluated right at the peak of the cyclotron resonance, i.e., at $\omega_i = B$ (left panel) and somewhat off peak (right panel), i.e., in the wings of the resonance. These are displayed as functions of the magnetic field strength, and for the two outgoing photon polarizations: perpendicular (solid curves) and parallel (dashed) modes. All ratios approach unity asymptotically as $B \rightarrow \infty$ since the spin-dependent widths satisfy $\xi_{\pm} \Gamma \ll B$ in this regime. In the left panel only, at the peak of the resonance the ST cross section that forms the benchmark for the ratios is independent of polarization.

For fields $B \gg 1$, the spin factors ξ_{\pm} approach unity for both ST and JL formalisms. It then follows that $Z^{\perp,\parallel} \approx 2T_{\text{ave}}^{\perp,\parallel}$, and the cross section becomes approximately the same for all three formulations. This behavior is evident in Fig. 10, which provides a contour plot of the JL/ST and average/ST ratios near the resonance, for arbitrary field strengths. This graphic offers a comprehensive illustration of the importance and scope of spin-dependent influences in the resonance and its wings.

Finally, observe that this ST polarization symmetry is broken when the scattering moves off the peak of the resonance ($\omega_i \neq B$), a domain illustrated in the right panel of Fig. 9. Moreover, the most noticeable feature of moving the

incident frequency ω_i into the wings of the cyclotron resonance is the dramatic reduction in differences between the ST, JL, and average cross sections, concomitant with the decline of the spin-dependent influences highlighted in this exposition. Away from the resonance peak, all ratios asymptotically approach unity in the limits $B \rightarrow 0$ and $B \rightarrow \infty$. Note also that polarization dependence reemerges at the resonance peak when the incident photons do not move parallel to \mathbf{B} , a case not explicitly examined in this paper, but that will form the focus of a future study.

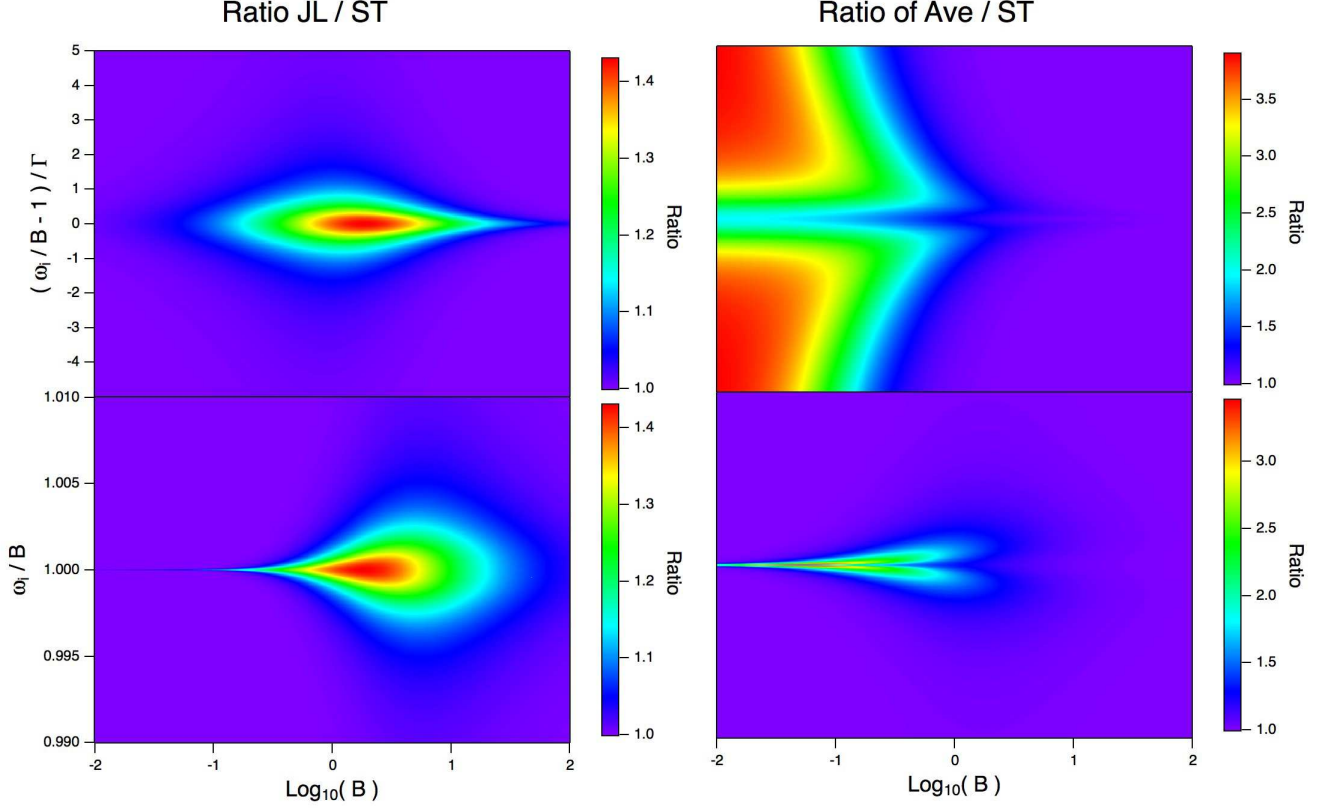


FIG. 10. Continuous contour plots of the ratios (linear scale) of JL (left panels) and average (right panels) angle-integrated cross sections, to that of the ST cross section, evaluated over ranges of frequencies that span the cyclotron resonance, i.e., around $\omega_i = B$. These are displayed as functions of the magnetic field strength, averaging over the two outgoing photon polarizations. The upper and lower panels adopt different ω_i scales, the upper ones providing bracketing of the resonance pinned at the width Γ , which depends on B , and the lower ones providing an absolute scale independent of $\Gamma(B)$. All ratios approach unity asymptotically as $B \rightarrow \infty$ since the spin-dependent widths satisfy $\xi_{\pm} \Gamma \ll B$ in this regime.

E. Approximate cross section in the resonance

It is by now evident that outside the resonance, the Compton cross section formalism is degenerate between the JL and ST approaches when summed over electron spin states, a domain that is well studied with forms presented elsewhere and in this paper that are useful for various applications. With the enhancement here of including spin-dependent effects in the cyclotron resonance for scatterings, it is desirable to put forward useful analytic expressions that can readily be incorporated in astrophysical models. In our recent study of the rates of resonant Compton cooling of relativistic electrons in the neutron star magnetosphere [20], we briefly introduced just such an approximate resonance cross section using the ST basis states to describe the impact of spin-dependent resonance widths. In this section, we develop, in fuller details, an approximate expression for the scattering cross section near the resonance, using the ST spin-dependent width. The starting point is Eq. (39). One need only consider the first Feynman diagram that contributes to the resonance, which is given by

$$\left(\frac{d\sigma}{d\cos\theta_f} \right)_{\text{res}} \approx \mathcal{F} \sum_{s=\pm 1} \left[\frac{(T_{\text{ave}}^{\perp} + T_{\text{ave}}^{\parallel}) + s(T_{\text{spin}}^{\perp} + T_{\text{spin}}^{\parallel})}{4(\omega_i - B)^2 + (\epsilon_{\perp} - s)^2(1+B)^2\Gamma^2/\epsilon_{\perp}^2} \right] \quad (76)$$

where the superscript (1) has been suppressed for the T terms. Here, Γ is the spin-average width, $E_1 = \sqrt{1 + \omega_i^2 + 2B} \rightarrow 1 + B$ and with $s = +1$ for spin-up and $s = -1$ for spin-down with the sum of the average T terms equivalent to $\omega_f^2 T/2$ used in Eq. (14) of [20], though in a slightly different form,

$$T_{\text{ave}} = T_{\text{ave}}^{\perp} + T_{\text{ave}}^{\parallel} = 2 \left[(1 + \omega_i) (\omega_i - \zeta) - \omega_f \right]. \quad (77)$$

Adding together the T_{spin} terms for the perpendicular and parallel polarizations in Eqs. (C15) and (C16) for the first Feynman diagram yields a moderately lengthy numerator. This can be made more compact by eliminating terms that are of higher order in the parameter $\delta = 2(\omega_i - B)$; observe that $\delta \lesssim 2(1 + B)\Gamma$ is small relative to ω_i within the Lorentz profile of the resonance, for arbitrary field strengths. There is no unique path for such a manipulation, and the result cannot map over precisely to domains outside the resonance. The manipulation path adopted in [20] leads to

$$T_{\text{ave}} + sT_{\text{spin}} \approx \frac{(\epsilon_{\perp} - s)^2}{2\epsilon_{\perp}^3} \left[(2\epsilon_{\perp} + s) T_{\text{ave}} - s(\epsilon_{\perp} + s)^2 (\omega_i - \omega_f) \right], \quad (78)$$

an expression contained in Eq. (16) of [20] that is routinely established using the intermediate result

$$T_{\text{spin}} = T_{\text{spin}}^{\perp} + T_{\text{spin}}^{\parallel} \approx \frac{1}{2\epsilon_{\perp}^3} \left[- (3\epsilon_{\perp}^2 - 1) T_{\text{ave}} - 2(\epsilon_{\perp}^2 - 1) \omega_i (E_f - 1) \right] \quad (79)$$

Inserting Eq. (78) into Eq. (76) yields an approximation to the exact differential cross section that is accurate to considerably better than a percent when summed over electron spins. However, isolating the spin contributions, this approximation is precise only to a few percent, with errors compensating when the sum over s is performed. To improve the integrity of the approximation, the algebra of the numerator can be expanded modestly to retain all terms of order δ , eliminating only those of order δ^2 (there are no terms of higher order in δ). This tightens the approximation substantially. The result of this manipulation generates a factor

$$\begin{aligned} \mathcal{N}_s = 2\epsilon_{\perp}^3 (T_{\text{ave}} + sT_{\text{spin}}) = (\epsilon_{\perp} - s)^2 & \left\{ (2\epsilon_{\perp} + s) T_{\text{ave}} - s(\epsilon_{\perp} + s)^2 (\omega_i - \omega_f) \right\} \\ & - 2s\delta (1 + \cos \theta_f) \left[(1 + \omega_i) \zeta - \omega_i(\omega_i + \omega_f) \right], \end{aligned} \quad (80)$$

the first term of which is equivalent to $(\epsilon_{\perp} - s)^2 \Lambda_s$ in [20]. The polarization-averaged differential cross section spanning the resonance can then be written in a compact form as

$$\left(\frac{d\sigma}{d\cos\theta_f} \right)_{\text{res}} \approx \frac{\mathcal{F}}{2\epsilon_{\perp}^3} \sum_{s=\pm 1} \frac{\mathcal{N}_s}{\mathcal{D}_s}, \quad \mathcal{D}_s = 4(\omega_i - B)^2 + (\epsilon_{\perp} - s)^2 (1 + B)^2 \frac{\Gamma^2}{\epsilon_{\perp}^2}. \quad (81)$$

For *each* spin case $s = \pm 1$, this result is numerically accurate to a precision of better than 0.03% across the resonance Lorentz profile, for fields in the range $0.1B_{\text{cr}} \lesssim B \lesssim 10B_{\text{cr}}$, with only a slight degradation of the approximation at highly subcritical and supercritical fields. In particular, for all fields, the precision is improved from 0.03% in the wings of the resonance to better than 0.003% when $|\omega_i - B| < \Gamma(1 + B)/8$, where the core of the resonance peak is sampled. Observe that the \mathcal{D}_s do not depend on θ_f ; only the \mathcal{N}_s and \mathcal{F} do. At the peak of the resonance, where $\omega_i = B$ and the δ correction term in Eq. (80) does not contribute (nor does its absent δ^2 counterpart), the sum over spins becomes almost trivial, yielding

$$\left(\frac{d\sigma}{d\cos\theta_f} \right)_{\text{peak}} \approx \frac{2\mathcal{F}}{(1 + B)^2 \Gamma^2} \left\{ T_{\text{ave}} - (\omega_i - \omega_f) \right\}. \quad (82)$$

This is equivalent to twice Eq. (69), i.e., the sum of identical polarization-dependent results for the resonance peak.

The analogous polarization-dependent forms of the differential cross section can be developed in a similar manner, replacing \mathcal{N}_s by \mathcal{N}_s^{\perp} and $\mathcal{N}_s^{\parallel}$, where

$$\mathcal{N}_s^{\perp} = (\epsilon_{\perp} - s)^2 \left[(2\epsilon_{\perp} + s) T_{\text{ave}}^{\perp} - s(\epsilon_{\perp} + s)^2 \left\{ \zeta - (\omega_i - \omega_f)/2 \right\} \right] - 2s\delta \left[(1 + 2\omega_i) \zeta - 2\omega_i^2 \right], \quad (83)$$

with $T_{\text{ave}}^{\perp} = \omega_i (\omega_i - \zeta)$, and

$$\begin{aligned} \mathcal{N}_s^{\parallel} = (\epsilon_{\perp} - s)^2 & \left[(2\epsilon_{\perp} + s) T_{\text{ave}}^{\parallel} - s(\epsilon_{\perp} + s)^2 \left\{ -\zeta + 3(\omega_i - \omega_f)/2 \right\} \right] \\ & - 2s\delta\omega_i \left[-\zeta + (\omega_i - \omega_f) \right] - 2s\delta\cos\theta_f \left[(1 + \omega_i) \zeta - \omega_i(\omega_i + \omega_f) \right]. \end{aligned} \quad (84)$$

Observe that $\mathcal{N}_s = \mathcal{N}_s^\perp + \mathcal{N}_s^\parallel$. Individually, these polarized approximations are of the same order of accuracy as the combination of Eqs. (80) and (81). These forms for $\mathcal{N}_s, \mathcal{N}_s^\perp$ and \mathcal{N}_s^\parallel , when inserted into Eq. (81), constitute an extremely useful set of approximations for the magnetic Compton differential cross section in the resonance. They apply specifically to the ST formulation, and provide a concise toolkit for incorporating spin-dependent resonant Compton formalism into astrophysical models.

Comparatively compact approximate forms for the total cross section in the resonance can be developed using the protocol detailed in [20] for resonant Compton cooling rates, and summarized in Sec. III B. Specifically, one replaces the integration over θ_f by one over the variable ϕ that is defined in Eq. (49). There are two branches r_\pm to the inversion of the quadratic relation between these two variables, encapsulated in Eq. (51). This change of variables effects the correspondence

$$\int_{-1}^1 d(\cos \theta_f) \mathcal{F} \sum_{s=\pm 1} \frac{\mathcal{N}_s}{\mathcal{D}_s} \rightarrow \frac{3\sigma_T}{8\omega_i} \int_0^\Phi \frac{e^{-\omega_i \phi/B} d\phi}{\sqrt{1-2\phi z + \phi^2}} \sum_{r_\pm} \sum_{s=\pm 1} \frac{\mathcal{N}_s}{\mathcal{D}_s} . \quad (85)$$

There are two different forms of integrals present in the resulting cross section. The first is

$$\mathcal{I} = \int_0^\Phi \frac{(1-\phi z) e^{-\omega_i \phi/B}}{\sqrt{1-2\phi z + \phi^2}} d\phi , \quad (86)$$

which appears in Eq. (86) in the Sec. III B formalism. This integral contributes to the leading order terms that are dominant when $\delta \ll 1$. For the sum over polarizations, the approximate cross section can be expressed as

$$\sigma_{\text{res}} \approx \frac{3\sigma_T}{8} \frac{\omega_i}{\epsilon_\perp^3} \sum_{s=\pm 1} \frac{\mathcal{I}_s + s\delta \hat{\mathcal{J}}}{\mathcal{D}_s} , \quad (87)$$

where for $s = \pm 1$, the integrals \mathcal{I}_s can be cast in the form

$$\mathcal{I}_s = (\epsilon_\perp - s)^2 \left\{ 2\epsilon_\perp + \frac{s\delta}{1+2\omega_i} \right\} \mathcal{I} , \quad (88)$$

using Eq. (86). There are also residual $O(\delta)$ terms ($\propto s\delta \hat{\mathcal{J}}$) that involve a more complicated integrand that includes the quadratic factor $z(1+\phi)^2 - (1+\phi^2)$ in the denominator. This introduces an analytic complexity that is largely avoidable with appropriate approximation and simplification. The pathological nature of the $\hat{\mathcal{J}}$ integrand can be eliminated by replacing the $\cos \theta_f$ factor in Eq. (80) by its angle-integrated average. We find that

$$\langle \cos \theta_f \rangle_{\text{peak}} \approx \frac{1+2\omega_i}{2(1+\omega_i)} \quad (89)$$

is an approximation numerically accurate to better than 1.5% when computing the average at the peak of the resonance, i.e. using the differential cross section in Eq. (82). Employing such an approximation in a small (of order δ) term is both tolerable and expedient. Substituting this in Eq. (80), the resulting form is obtained from Eq. (87) via the replacement

$$\hat{\mathcal{J}} \rightarrow \frac{3+4\omega_i}{\omega_i(1+\omega_i)} \mathcal{J} , \quad \mathcal{J} = \int_0^\Phi \frac{e^{-\omega_i \phi/B} d\phi}{\sqrt{1-2\phi z + \phi^2}} . \quad (90)$$

This introduces the second integral appearing in the resonance cross section. Collecting results, we now have the final form for the approximate total cross section,

$$\sigma_{\text{res}} \approx \frac{3\sigma_T}{8} \frac{\omega_i}{\epsilon_\perp^3} \sum_{s=\pm 1} \frac{1}{\mathcal{D}_s} \left\{ 2\epsilon_\perp(\epsilon_\perp - s)^2 \mathcal{I} + s\delta \left[\frac{(\epsilon_\perp - s)^2}{1+2\omega_i} \mathcal{I} + \frac{3+4\omega_i}{1+\omega_i} \mathcal{J} \right] \right\} . \quad (91)$$

The precision of this approximation relative to exact numerical integrations of the full ST differential cross section is better than around 0.3% for $0.01 < B < 100$ at the peak and within a few percent of the wings of the resonance, and it is considerably better than this tolerance outside the interval $0.2 < B < 3$. It can be applied in the energy range $|\omega_i/B - 1| \lesssim 0.03$ spanning the resonance. At the resonance peak, where $\delta = 0$, the leading order term in Eq. (91) is simply reproduced by direct manipulation of the integral of Eq. (82).

The same manipulations can be applied to the \perp polarization version of the approximate differential cross section in the resonance, encapsulated via the numerator factor in Eq. (83). Using the identity $s(\epsilon_\perp - s)^2 = 2s(1 + \omega_i) - 2\epsilon_\perp - s\delta$, the result is

$$\sigma_{\text{res}}^\perp \approx \frac{3\sigma_{\text{T}}}{8} \frac{\omega_i}{\epsilon_\perp^3} \sum_{s=\pm 1} \frac{1}{\mathcal{D}_s} \left\{ \epsilon_\perp(\epsilon_\perp - s)^2 \mathcal{I} - s \frac{1 + 2\omega_i}{1 + \omega_i} (\mathcal{J} - \mathcal{I}) + s\delta \left[\frac{8\omega_i^2 + \omega_i - 1}{1 + 2\omega_i} \mathcal{I} + 6\mathcal{J} \right] \right\} . \quad (92)$$

It is then a simple matter to subtract this from Eq. (91) to generate the equivalent result for $\sigma_{\text{res}}^\parallel$.

Numerical evaluation of the \mathcal{I} and \mathcal{J} integrals can be facilitated by two algorithms. The first is to employ the class of integrals

$$\mathcal{I}_\nu(z, p) = \int_0^{\Phi(z)} e^{-p\phi} (1 - 2z\phi + \phi^2)^{\nu/2} d\phi , \quad (93)$$

defined in [20], then we can simply write $\mathcal{I} = (1 - z^2) \mathcal{I}_{-1}(z, p) - zp \mathcal{I}_1(z, p) + z$ and $\mathcal{J} = \mathcal{I}_{-1}(z, p)$ for $p = \omega_i/B$. Techniques for the series evaluation of the integrals \mathcal{I}_ν are outlined in Appendix B of [20]. Alternatively, we can define another related class of integrals

$$\mathcal{H}_n(z, p) = \int_0^{\Phi(z)} \frac{\phi^n e^{-p\phi} d\phi}{\sqrt{1 - 2z\phi + \phi^2}} = \sum_{k=0}^{\infty} \frac{(-p)^k}{k!} Q_{k+n}(z) , \quad (94)$$

where $Q_\mu(z)$ are Legendre functions of the second kind (defined in 8.703 of [52]), and the series equivalence is established by changing variables $\phi = e^{-t}$ and using manipulations along the lines of those employed in [30]. Then one can use

$$\mathcal{I} = \mathcal{H}_0(z, p) - z\mathcal{H}_1(z, p) , \quad \mathcal{J} = \mathcal{H}_0(z, p) \quad (95)$$

and the Legendre series to efficiently compute the integrals. This second alternative appears to be the more expedient algorithm.

IV. DISCUSSION: THE INFLUENCE OF VACUUM DISPERSION

The presentation here has restricted considerations throughout to nondispersive situations where photons move at speed c , i.e., $\omega = |\mathbf{k}|c$. In material media, plasma, and also in the presence of strong large-scale electromagnetic fields, this is only an approximation: dispersion arises and can potentially offer significant modifications to QED mechanisms. Plasma dispersion can be neglected in neutron star magnetospheres, since the density of charges is sufficiently low that the plasma frequency ω_p is in the radio-to-infrared band of frequencies, so that x rays and gamma rays propagate essentially in a nondispersive manner: the refractive index n_p induced by the plasma scales roughly as $(\omega_p/\omega)^2$. The situation is very different for vacuum dispersion, and so that it will form the focus of this discussion.

It is instructive to assess when corrections to the photon scattering dynamics due to vacuum dispersion or birefringence effects become important. It has been understood for decades that the magnetized vacuum is dispersive, so photons travel at phase speeds differing from c ; these speeds differ for propagation parallel and oblique to the field because of the anisotropy of the polarization tensor $\Pi_{\mu\nu}$. The dispersion relation necessarily attains the form

$$\frac{\omega^2}{c^2} = k_z^2 + \mathcal{F}(k_\perp^2) , \quad (96)$$

where the restriction $\mathcal{F}(0) = 0$ expresses the property that dispersion is zero for propagation along \mathbf{B} . The dispersion arises because spontaneous photon conversion (absorption) processes are permitted in QED in the presence of an external electromagnetic field. The leading order contribution in strong magnetic fields to dispersion is magnetic pair creation, $\gamma \rightarrow e^+e^-$, so one naturally anticipates that dispersion can become significant in supercritical fields $B \gtrsim B_{\text{cr}}$, and is of the order of α_{f} , the fine-structure constant. Since pair threshold is never exceeded for photon propagation along the field, such photons must travel dispersion-free, with a refractive index identical to unity. The polarization tensor and refractive index for the magnetized vacuum could, in principal, be obtained from the pair creation rate via the optical theorem. However, the standard path of choice is to directly compute the polarization tensor by some technique, and often this employs the effective Lagrangian or Schwinger proper-time approach [55, 57, 58]. The refractive index can be expressed in the approximate form

$$n_{\perp, \parallel} = 1 + \frac{\alpha_{\text{f}}}{4\pi} \sin^2 \theta N_{\perp, \parallel}(\omega \sin \theta, B) , \quad (97)$$

where the functions $N_{\perp, \parallel}$ are relatively manageable double integrals that are dimensionless. Here $\omega \sin \theta < 2$ is assumed; dispersion accessing pair channels will be discussed shortly. As in the rest of the paper, the magnetic field is expressed here in units of the Schwinger field B_{cr} . When the photons propagate at a nonzero angle θ to the magnetic field, the two polarization modes propagate with different speeds, and the magnetized vacuum is birefringent.

In the regime of photon energies well below pair creation threshold (practically, this is $\omega_{\perp} = \omega \sin \theta \lesssim 0.3$), these integrals distill down to a single integral. For low and high field regimes, the resulting integral can be evaluated analytically (e.g., see Appendix D.5 of [59]). Accordingly, in the $B \ll 1$ subcritical domain, the refractive indices possess the asymptotic forms given in Eq. (46) of [55] or Eq. (9) of [57]:

$$\begin{aligned} n_{\perp} &\approx 1 + \frac{2\alpha_f}{45\pi} B^2 \sin^2 \theta \quad , \\ n_{\parallel} &\approx 1 + \frac{7\alpha_f}{90\pi} B^2 \sin^2 \theta \quad , \quad B \ll 1 \quad . \end{aligned} \tag{98}$$

Observe that the labeling convention that [55] employed was reversed from that used here and elsewhere (e.g. [57]): again, here we ascribe the subscripts \perp, \parallel according to the orientation of a photon's *electric* field vector relative to its momentum \mathbf{k} and the large-scale field \mathbf{B} . The convention Adler [55] adopted was defined by the photon's magnetic field vector orientation.

The other low-frequency asymptotic limit of Eq. (97) is for $B \gg 1$, but with ω_{\perp} small enough that $\omega_{\perp} B \ll 1$. The appropriate forms for the refractive index can be deduced from Eq. (38) of [57] or Eq. (2.97) of [59]:

$$\begin{aligned} n_{\perp} &\approx 1 + \frac{\alpha_f}{6\pi} \sin^2 \theta \quad , \\ n_{\parallel} &\approx 1 + \frac{\alpha_f}{6\pi} B \sin^2 \theta \quad , \quad B \gg 1 \quad . \end{aligned} \tag{99}$$

These limiting forms need to be modified when $\omega_{\perp} B \gtrsim 1$. For example, when $\omega_{\perp} B \gg 1$ but $\omega_{\perp} \ll 1$, Eq. (10) of [57] illustrates that the refractive index is slightly *less than* unity so that the eigenmode phase speeds exceed c . Notwithstanding, Eqs. (98) and (99) serve to illustrate the general character of the refractive index of the magnetized vacuum for a large portion of parameter space below pair creation threshold, the domain of relevance to this presentation.

It is immediately apparent that vacuum dispersion and birefringence both disappear for photon propagation along the magnetic field, $\theta = 0$, the restriction in this paper for the incoming photons in the ERF. In addition, the \perp mode always possesses a refractive index very close to unity, with $(n_{\perp} - 1) < \alpha_f/6\pi \lesssim 10^{-3}$. In contrast, these asymptotic results indicate that the \parallel mode can realize significant departures of n_{\parallel} from unity when $B \gtrsim 2\pi/\alpha_f \sim 10^3$, provided that $\omega_{\perp} B < 1$. This domain is largely of academic interest, because to date, the surface polar magnetic fields of magnetars [6, 8] have only been deduced to have values $B < 10^2$, so one can safely assume that $n_{\parallel} \approx 1$ in the magnetospheres of magnetars and normal pulsars, the principal objects of interest for the application of the Compton scattering developments presented in this paper.

The above asymptotic formulas apply to domains well below pair creation threshold. When the threshold is reached or exceeded, $\omega \sin \theta \geq 2$, the mathematical pathology of the refractive index, i.e., of the $N_{\perp, \parallel}$ functions in Eq. (97) is more complicated than is presented by [55, 57]. Precise treatment of the pair resonances contributing to the polarization tensor is then necessary [56, 60], and it leads to interesting refractive effects in light propagation in curved field morphologies [60, 61]: Shabad and Usov observed that light can be captured and channeled by the magnetic field. Such subtleties deserve consideration when $\omega_f \sin \theta_f$ rises to and above the pair threshold; however, this is a domain that *a priori* requires modification of the external lines in the Feynman diagrams due to the availability of pair channels. Such complexity for a focused and minor portion of kinematic phase space is beyond the scope of the scattering analysis here.

To cast further insight into the role of vacuum dispersion for calculations of magnetic Compton scattering, observe that it provides a purely kinematic modification to the differential cross section; see, for example, the plasma dispersion context in the study of [9]. The dispersion relations for the photons involved in the scatterings are $k_i = \omega_i$ for the incoming photon moving at precisely c along the field, and $k_f = n_V \omega_f$ for the scattered photon, where n_V represents either $n_{\perp}(\theta_f)$ or $n_{\parallel}(\theta_f)$, depending on its polarization state. The vector relations for the momentum components (k_z, k_{\perp}) of the eigenmodes in dispersive cases are provided in Eq. (46) of [55], expressed in terms of the refractive index n_V . The mathematical development of the cross section proceeds as outlined in Sec. II, invoking the substitution $k_f \rightarrow n_V \omega_f$ throughout, thereby describing the altered phase velocity of the final photon. This preserves the explicit wavenumber or momentum dependence in the complex exponentials for the spatial integrals in Eqs. (18) and (20), and the frequency or energy dependence in the denominators of Eqs. (17) and (19); these denominators arise, of course, from the temporal integrations. However, the relationship between k_f and ω_f modifies the scattering kinematic

relation in Eq. (3) slightly. Since the value of p_ℓ in Eq. (5) is now replaced by $\omega_i - n_V \omega_f \cos \theta_f$, the effect of this modification is simply to replace $\cos \theta_f$ by $n_V \cos \theta_f$ in Eq. (3). Then the permitted range of scattering angles is $|\cos \theta_f| < 1/n_V$, i.e., outside the Čerenkov cones.

As this alteration is propagated through the algebraic reduction of the cross section, it is quickly observed that changes to the factors outside the summations and also in the numerators of Eqs. (25) and (27) are merely affected by the substitution $\cos \theta_f \rightarrow n_V \cos \theta_f$. The same is true for the factor \mathcal{F} and the T_{ave} and T_{spin} terms in the numerators of Eq. (37). In addition, the introduction of dispersive corrections slightly modifies the energy $E_n \equiv \mathcal{E}_{m=2}$ of the intermediate state for the $m = 2$ Feynman diagram, so that $\cos \theta_f \rightarrow n_V \cos \theta_f$ in Eq. (29): it is the $m = 2$ diagram that receives the largest, albeit small, dispersive corrections. In contrast, the cyclotron resonance is precisely at $\omega_i = B$, and there the cross section is dominated by the $m = 1$ diagram, with the energy and momentum of the nondispersive incoming photon being the controlling parameter. Accordingly, including vacuum dispersion influences does not change the resonant frequency, and for $B \lesssim 2\pi/\alpha_f$, does not significantly broaden the cyclotron resonance beyond that incurred by the non-dispersive cyclotron widths Γ^s described in the body of this paper — for pulsars and magnetars, vacuum dispersion thereby provides corrections to the magnitude of the scattering cross section of a few percent at most [see Eq. 99] when $B \lesssim 100$, and generally much smaller. For this reason, with its concomitant mathematical complexity, the influence of such dispersion is neglected throughout the analysis of this paper, following the precedent set by numerous expositions on Compton scattering in strong magnetic fields. Such a protocol of applying a small dispersion approximation in fields $B \lesssim 100$ has also been adopted by many authors treating other processes such as pair creation and cyclotron/synchrotron emission, where it yields practically useful results. An exception arises for photon splitting, as Adler [55] considered, where dispersion opens up new polarization channels that are otherwise forbidden in the limit of zero dispersion: this provides a special situation where it is crucial to consider dispersion effects in the magnetized vacuum.

V. CONCLUSION

This paper has offered QED formalism and new computational developments of Compton scattering in strong magnetic fields, for the specific case of ground-state–ground-state transitions in the electron rest frame, and when photons are incident parallel to the magnetic field. The analyses are extremely relevant to the study of strongly magnetized neutron stars. The calculations treat the very important cyclotron resonance regime, incorporating spin-dependent decay rates for the intermediate excited electron state. Inclusion of the finite lifetimes for the ephemeral states is for physical consistency and thereby generates a convergent scattering cross section at the cyclotron energy, $\omega_i = B$. Correct treatment of such decays in the resonance is required, since the transition rates depend sensitively upon the choice of the wave functions for the virtual electrons. The historical convention in magnetic Compton scattering analyses has been to employ JL [26] wave functions. These fail to preserve spin configurations under Lorentz boosts along \mathbf{B} (e.g., see [30]), which is problematic for their invocation for scattering in the cyclotron resonance, since the intermediate electron state possesses nonzero momentum parallel to the field. The appropriate choice for QED scattering analyses is instead the ST [27] electron-positron symmetric eigenfunctions of the magnetic Dirac equation, which are simultaneously eigenvectors of the spin operator μ_z , where $\boldsymbol{\mu} = mc\boldsymbol{\sigma} + \gamma_5\beta\boldsymbol{\sigma} \times [\mathbf{p} - e\mathbf{A}(\mathbf{x})/c]$. These have gained more widespread usage in the last two decades, and yield correct, self-consistent determinations of the scattering cross section when incorporating spin influences in the cyclotron resonance.

The paper develops general S -matrix scattering formalism through much of Sec. II, for the specific restriction that the scattered photon lies below the threshold for the e^\pm pair creation process. The exposition imposes the approximation $\omega = |\mathbf{k}|c$, which is exact for photons incident along the field. For the scattered photons, this serves as a good approximation because the refractive index is generally small for fields below around $100 B_{\text{cr}}$, as discussed at length in Sec. IV. The zero-dispersion approximation for the final photon is adopted following the precedent in many studies of strong-field QED processes, and it facilitates mathematical expediency. Here we have detailed the spin-dependent ST analysis at length and derived useful compact expressions for the differential and total cross sections for the first time. We have also developed the analytics in parallel for cases for JL wave function choices, highlighting the differences that arise between using them and the ST eigenstates. Away from the resonance, if $\omega_i \gg \Gamma$, the two approaches are approximately identical, since spin-dependent contributions from the decay of virtual excited states are minuscule in these frequency domains. In the resonance, it is found that the largest spin-dependent modifications generally occur at field strengths close to 3 times the quantum critical field $B_{\text{cr}} = 4.41 \times 10^{13}$ Gauss; such fields are found in the inner magnetospheres near the surfaces of magnetars, the highly magnetized class of neutron stars.

Polarization-dependent angular distributions are developed and compared for three cases (spin-dependent ST, spin-dependent JL, and spin-averaged cyclotron decays of the intermediate state). When the incident photon propagates along the field, the cross sections depend only on the linear polarization state of the outgoing photon, and so are tagged \perp (extraordinary mode) and \parallel (ordinary mode). Principal forms for the differential cross sections are listed

in Eq. (39), combined with several constituent equations. It is found that precisely at the $\omega_i = B$ resonance, the correct ST formalism is independent of the photon polarization, unlike the cross sections developed with the JL spin-dependent width, or with the spin-averaged width. However, this uniquely occurs exactly at the peak of the resonance, and not in its wings. The spin-dependent influences are largest between $\omega_i/B = 0.99$ and 1.01 . For example, when $B = 3B_{\text{cr}}$, for polarization-averaged considerations, we find that the JL spin-dependent width formulation and the average width determination of the cross sections overestimate the resonant cross section relative to the ST form by around 40% and 25%, respectively (see Figs. 5 and 6).

To facilitate broader usage of our results, we have derived a compact approximate expression for the ST differential Compton cross section in the resonance in Eqs. (80) and (81), a version of which has already been employed in the resonant Compton cooling study of [20] pertinent to magnetar x-ray emission. Polarized equivalents are also supplied using Eqs. (83) and (84). Analytic integrations of these approximate forms in the resonance have also been performed, yielding the useful and compact approximate total cross section result in Eq. (91). Neutron star modelers will find this form and its polarized equivalents useful in magnetospheric opacity determinations.

Above and below the resonance, the angular distributions exhibit a strong minimum, particularly for the \parallel polarization mode; in such domains, considerable care must be exercised when performing numerical integrations. For this reason, analytic integrals for the total cross section are provided in Eqs. (53) and (55), which apply both above and below the resonance. Being valid away from the resonance, these are applicable to all three of the formalisms studied in this paper: ST, JL and spin-averaged. They cannot be used in the low-frequency domain of $\omega_i \lesssim \Gamma$ because of the following anomalous character.

The polarization-averaged cross section exhibits an interesting low-frequency behavior at $\omega_i \lesssim \Gamma/\sqrt{1+2B}$ (i.e., when $\omega_i \ll B$), where it becomes independent of frequency and establishes the constant value $\sigma_T \Gamma^2/[B^2(1+2B)]$. The origin of this asymptotic dependence is the presence of spin-dependent decay widths in the complex exponentials for the intermediate virtual electron states. This low-frequency limit provides profound departures from the $\sigma \propto \omega_i^2$ dependence evinced in both classical and nonrelativistic quantum formulations of magnetic Compton scattering. This feature disappears when spin-averaged widths are employed. While an interesting pathological result, such as a constant low-frequency scattering cross section, is unlikely to play a significant role in Compton upscattering invocations for neutron star magnetospheres, because it will be dominated by contributions from even very small incident photon angles with respect to \mathbf{B} .

The results presented in this paper are readily applied in astrophysical contexts, principally for models of radiation emission in strongly magnetized neutron stars. In particular, Compton scattering by relativistic electrons speeding along magnetic field lines is the leading candidate for the generation of high energy x-ray tails observed in magnetars. Such an interaction must take place in their magnetospheres, where the magnetic field strengths approach or exceed the quantum critical field B_{cr} , depending on the altitude of electron-photon collisions. As the Compton process achieves its highest efficiency when the scattering is resonant, the motivation for formulating a correct description of the cross section that incorporates the spin-dependent widths is apparent. To create photons up to 100 keV using surface x rays below 10 keV in energy requires ultrarelativistic electrons, if only single scatterings of photons are invoked. This largely underpins our focus here on the dominant ground-state-ground state scatterings with photons that are incident parallel to \mathbf{B} : in the ERF, the angular distribution of the low energy (target) x rays is Lorentz contracted to a narrow cone collimated along the local field line. As ultrarelativistic electrons cool [20] in such Compton collisions with x rays emanating from the surface, they eventually enter a mildly relativistic domain. Then, in the ERF, photons scatter at significant angles of incidence relative to \mathbf{B} , for which many harmonics of the cyclotron resonance appear, and the treatment of the cross section becomes more involved mathematically; this regime will be the focus of our future work on the magnetic Compton interaction within the framework of Sokolov and Ternov formalism.

ACKNOWLEDGMENTS

We are grateful to Alice Harding for a thorough reading of the paper and for providing numerous useful suggestions for refining the presentation. We thank the referee for helpful comments and questions that led to the improvement of the manuscript. We are also grateful for the generous support of Michigan Space Grant Consortium, the National Science Foundation (Grants No. AST-0607651, No. AST-1009725, No. AST-1009731, and No. PHY/DMR-1004811), and the NASA Astrophysics Theory Program through Grants No. NNX06AI32G, No. NNX09AQ71G, and No. NNX10AC59A.

Appendix A: Wave Functions and Photon Polarizations

Solutions to the Dirac equation for relativistic magnetic Compton scattering result in a coupled pair of scalar functions $\chi_n(x)$ and $\chi_{n-1}(x)$, which, following the notation in Appendix 1 of [45], are given by the expression

$$\chi_n(\mathbf{x}) = \frac{i^n}{L (\lambda^2 \pi)^{1/4} (2^n n!)^{1/2}} \exp \left[-\frac{1}{2\lambda^2} (x-a)^2 \right] H_n \left(\frac{x-a}{\lambda} \right) \exp \left(-\frac{ia y}{\lambda^2} \right) \exp(ipz) \quad (\text{A1})$$

where L is the length of the system as described in Eq. (1) with $a = -\lambda^2 p_y$ and $\lambda = 1/\sqrt{B}$. $H_n(x)$ represent Hermite polynomials and p is the momentum of the charge. The wave functions of the electron and positron are constructed from these scalar functions together with the respective ST and JL wave-function coefficients

$$\begin{aligned} \psi_n^{(-)}(x) &= \begin{pmatrix} C_1 \chi_{n-1} \\ C_2 \chi_n \\ C_3 \chi_{n-1} \\ C_4 \chi_n \end{pmatrix} \exp(-iE_n t) \\ \psi_n^{(+)}(x) &= \begin{pmatrix} C_1 \chi_{n-1} \\ C_2 \chi_n \\ C_3 \chi_{n-1} \\ C_4 \chi_n \end{pmatrix} \exp(+iE_n t) \end{aligned} \quad (\text{A2})$$

where “+” and “-” refer to the positron and electron and the coefficients C_j are defined for ST and JL basis states in Appendixes C and D. Both ST and JL wave functions share the same scalar functions χ_n differing only in their coefficients obtained from the equations in tabular form, (C1) and (D1). Here $\psi_n(x)$ is the general form of the four-vector wave function that is used in Eq. (7) and embraces the electron and positron spinor states $u_n^{(s)}(x)$ and $v_n^{(s)}(x)$ incorporated into Eqs. (18) and (20), where $s = \pm$ for spin parallel or antiparallel to the external magnetic field B , $E_n = \sqrt{1 + p^2 + 2nB}$ is the charge’s energy in the Landau state n , and t is time.

The photon vector

$$\vec{k} = \omega (\sin \theta \cos \phi, \sin \theta \sin \phi, \cos \theta) \quad (\text{A3})$$

is used to define two photon polarization modes described in magnetic fields with B along the z axis implementing the appropriate two polarization vectors for the nondispersive vacuum,

$$\begin{aligned} \vec{\varepsilon}_\perp &= \vec{\varepsilon}_1 = (\sin \phi, -\cos \phi, 0) \\ \vec{\varepsilon}_\parallel &= \vec{\varepsilon}_2 = (\cos \theta \cos \phi, \cos \theta \sin \phi, -\sin \theta), \end{aligned} \quad (\text{A4})$$

as indicated in Eq. (7.3.5) in [54] and also used in [31] and [45], which have the properties

$$\begin{aligned} \vec{\varepsilon}_1 &= \frac{\vec{k} \times \vec{B}}{|\vec{k} \times \vec{B}|} \\ \vec{\varepsilon}_2 &= \frac{\vec{k} \times (\vec{k} \times \vec{B})}{|\vec{k} \times (\vec{k} \times \vec{B})|} \\ \vec{\varepsilon}_1 \cdot \vec{k} &= \vec{\varepsilon}_2 \cdot \vec{k} = 0 \\ \vec{\varepsilon}_1 \cdot \vec{\varepsilon}_2 &= 0 \end{aligned} \quad (\text{A5})$$

with the pertinent components

$$\begin{aligned} \varepsilon_{1,\pm} &= \mp i e^{\pm i \phi}; \quad \varepsilon_{1,z} = 0 \\ \varepsilon_{2,\pm} &= \cos \theta e^{\pm i \phi}; \quad \varepsilon_{2,z} = -\sin \theta \end{aligned} \quad (\text{A6})$$

allowing for the development of the polarization-dependent cross sections expressed in Eq. (37).

Appendix B: Development of the Matrix Elements

In this appendix, the development of the S -matrix elements in Eq. (16) and the vertex functions in Eqs. (18) and (20) in the lead up to the formulation of the differential cross section in Eq. (25) is outlined. The matrix elements associated with the terms in brackets in Eqs. (18) and (20) have the general form

$$\int d^3x e^{i\mathbf{k} \cdot \mathbf{x}} u_\ell^{\dagger(t)}(\mathbf{x}) M u_n^{(s)} \quad , \quad \text{where} \quad M = \begin{pmatrix} 0, 0, \varepsilon_z, \varepsilon_- \\ 0, 0, \varepsilon_+, -\varepsilon_z \\ \varepsilon_z, \varepsilon_-, 0, 0 \\ \varepsilon_+, -\varepsilon_z, 0, 0 \end{pmatrix} \quad (\text{B1})$$

is the photon polarization matrix, and the t and s labels denote lepton spin states.

As an example, taking the first integral in the product of Eq. (18) and inserting the final and intermediate wave functions, and the polarization matrix for the first term in brackets of Eq. (18), we obtain the following expression:

$$\begin{aligned} & \int d^3x e^{-i\mathbf{k}_f \cdot \mathbf{x}} \left(C_{1,\ell} \chi_{\ell-1}^\dagger, C_{2,\ell} \chi_\ell^\dagger, C_{3,\ell} \chi_{\ell-1}^\dagger, C_{4,\ell} \chi_\ell^\dagger \right) \cdot M \cdot \begin{pmatrix} C_{1,n} \chi_{n-1} \\ C_{2,n} \chi_n \\ C_{3,n} \chi_{n-1} \\ C_{4,n} \chi_n \end{pmatrix} = \\ & \int d^3x e^{-i\mathbf{k}_f \cdot \mathbf{x}} \left(\chi_{\ell-1}^\dagger \chi_{n-1}, \chi_\ell^\dagger \chi_n, \chi_{\ell-1}^\dagger \chi_n, \chi_\ell^\dagger \chi_{n-1} \right) \cdot \begin{pmatrix} \varepsilon_z [C_{1,\ell} C_{3,n} + C_{3,\ell} C_{1,n}] \\ -\varepsilon_z [C_{2,\ell} C_{4,n} + C_{4,\ell} C_{2,n}] \\ \varepsilon_- [C_{1,\ell} C_{4,n} + C_{3,\ell} C_{2,n}] \\ \varepsilon_+ [C_{2,\ell} C_{3,n} + C_{4,\ell} C_{1,n}] \end{pmatrix} , \end{aligned} \quad (\text{B2})$$

where the spin dependence of the intermediate state is within the coefficients $C_{k,j}$ of the wave functions for either an electron or positron, which are kept general for now, i.e., apply to either JL or ST basis states. In this case the k_f is the momentum of the final photon, and χ_ℓ and χ_n are the final electron and intermediate lepton. The integrals

$$\begin{aligned} & \int d^3x e^{i\mathbf{k} \cdot \mathbf{x}} \chi_\ell^\dagger(\vec{x}, q, b) \chi_m(\vec{x}, p, a) = \\ & \left(\frac{2\pi\lambda}{L} \right)^2 e^{-k_\perp^2/4B} e^{ik_x a} e^{-ik_x k_y/4B} e^{i(m-\ell)\phi} \delta(B(b-a) + k_y) \delta(p-q + k_z) \Lambda_{m,\ell}(k_\perp) \end{aligned} \quad (\text{B3})$$

are standard integrals in the literature, for example, derived in Appendix 1 of [45] and also rederived in Appendix D in [31] where q and p are the momenta of the leptons and b and a are the corresponding values of the x coordinate of the orbit center. Each of these integrals has associated with it a $\Lambda_{\ell,n}(k_\perp)$ function defined here as

$$\Lambda_{\ell,n}(k_\perp) = (-1)^{\ell+S} \sqrt{\frac{S!}{G!}} \left(\frac{k_\perp}{\sqrt{2B}} \right)^{G-S} L_S^{G-S} \left(\frac{k_\perp^2}{2B} \right) \quad (\text{B4})$$

where L is an associated Laguerre polynomial, $S \equiv \min(\ell, n)$, and $G \equiv \max(\ell, n)$. We have also pulled out of the definition of the $\Lambda_{\ell,n}(k_\perp)$ function the $e^{-k_\perp^2/4B}$ that is included in the definition used in Eq. (D.36) of [31]. The term is now part of the factor outside of the summation over intermediate states and their spin. The $\Lambda_{\ell,n}(k_\perp)$ terms here are more similar to the ones defined in Eq. (9) of [14]. The $\Lambda_{\ell,m}$ functions have the following important relations

$$\begin{aligned} \Lambda_{\ell,m}(k_\perp) &= (-1)^{\ell+m} \Lambda_{m,\ell}(k_\perp) \\ \Lambda_{\ell,m}(0) &= \delta_{\ell,m} \\ \Lambda_{0,0}(k_\perp) &= 1 \\ \Lambda_{0,j}(k_\perp) &= \frac{k_\perp}{\sqrt{2jB}} \Lambda_{0,j-1}(k_\perp) \end{aligned} \quad (\text{B5})$$

The integral in Eq. (B2) becomes

$$\begin{aligned} & \int d^3x e^{-i\mathbf{k}_f \cdot \mathbf{x}} u_\ell^\dagger(\mathbf{x}) M_f u_n(\mathbf{x}) = \left(\frac{2\pi\lambda}{L} \right)^2 e^{-k_{\perp,f}^2/4B} e^{-ik_{x,f} a_n} e^{-ik_{x,f} k_{y,f}/2B} \\ & \delta[-k_{y,f} - B(a_n - a_\ell)] \delta(-k_{z,f} - p_\ell + p_n) e^{i(n-\ell)\phi_f} D_{u,\ell}^{f,n}(k_{\perp,f}) \end{aligned} \quad (\text{B6})$$

where the identity $e^{ik_{x,f}a_n} = e^{ik_{z,f}a_\ell} e^{iBk_{x,f}k_{y,f}}$ has been used, leading to the definition of a new complex vertex function

$$D_{u,k}^{\ell,n}(k_{\perp,f}) = \left(\Lambda_{\ell-1,n-1}^f, \Lambda_{\ell,n}^f, \Lambda_{\ell-1,n}^f, \Lambda_{\ell,n-1}^f \right) \cdot \begin{pmatrix} \varepsilon_z [C_{1,\ell}C_{3,n} + C_{3,\ell}C_{1,n}] \\ -\varepsilon_z [C_{2,\ell}C_{4,n} + C_{4,\ell}C_{2,n}] \\ \varepsilon_- e^{i\phi_f} [C_{1,\ell}C_{4,n} + C_{3,\ell}C_{2,n}] \\ \varepsilon_+ e^{-i\phi_f} [C_{2,\ell}C_{3,n} + C_{4,\ell}C_{1,n}] \end{pmatrix} \quad (B7)$$

and where the subscript k denotes either an electron u or a positron v , and the f in the $\Lambda_{\ell,m}^f$ functions refers to the final scattered photon. The extra phase factors $e^{\pm i\phi_f}$ associated with the integrals containing $\chi_{\ell-1,n}$ and $\chi_{\ell,n-1}$ are brought into the D term in order to have the same factor in front of the D term for all four integrals in Eq. (B2). Following a similar protocol, the second term in brackets in Eq. (18) leads to an integral of the form

$$\int dx^3 e^{i\mathbf{k}_i \cdot \mathbf{x}} u_n^\dagger(\mathbf{x}) M_i u_j(\mathbf{x}) = \left(\frac{2\pi\lambda}{L} \right)^2 e^{-k_{\perp,i}^2/4B} e^{ik_{x,i}a_j} e^{-ik_{x,i}k_{y,i}/2B} \delta[k_{y,i} - B(a_j - a_n)] \delta(k_{z,i} - p_n + p_j) e^{i(j-n)\phi_j} H_{u,l}^{n,j}(k_{\perp,i}) \quad (B8)$$

where

$$H_{u,k}^{n,j}(k_{\perp,i}) = \left(\Lambda_{j-1,n-1}^i, \Lambda_{j,n}^i, \Lambda_{j,n-1}^i, \Lambda_{j-1,n}^i \right) \cdot \begin{pmatrix} \varepsilon_z [C_{1,n}C_{3,j} + C_{3,n}C_{1,j}] \\ -\varepsilon_z [C_{2,n}C_{4,j} + C_{4,n}C_{2,j}] \\ \varepsilon_- e^{i\phi_i} [C_{1,n}C_{4,j} + C_{3,n}C_{2,j}] \\ \varepsilon_+ e^{-i\phi_i} [C_{2,n}C_{3,j} + C_{4,n}C_{1,j}] \end{pmatrix} \quad (B9)$$

For the first Feynman diagram $\ell = f$ in the D term and $j = i$ in the H term, while for the second Feynman diagram terms in Eq. (20), the changes $D_{u,l}^{f,n} \rightarrow D_{u,l}^{n,i}$ and $H_{u,l}^{n,i} \rightarrow H_{u,l}^{f,n}$ take place in the indices. However, D and H remain functions of k_f and k_i , respectively.

We can insert into the D and H terms the polarization components for each of the linear polarizations discussed in Appendix A. For the special case of ground-state-ground-state transitions with the initial electron at rest, the nonzero wave-function coefficients for the initial and final electrons are $C_{2,i} = 1$, $C_{2,f}$ and $C_{4,f}$, which significantly simplifies the D and H terms to the following perpendicular polarization (for the final photon) forms:

$$\begin{aligned} D_{u,k}^{f,n,\perp}(k_{\perp,f}) &= -i [C_{2,f}C_{3,n} + C_{4,f}C_{1,n}] \Lambda_{f,n-1}^f \\ D_{u,k}^{n,i,\perp}(k_{\perp,f}) &= iC_{3,n}\Lambda_{n-1,i}^f \\ H_{u,k}^{n,i,\perp}(k_{\perp,i}) &= iC_{3,n}\Lambda_{i,n-1}^i \\ H_{u,k}^{f,n,\perp}(k_{\perp,i}) &= -i [C_{2,f}C_{3,n} + C_{4,f}C_{1,n}] \Lambda_{n-1,f}^i \end{aligned} \quad (B10)$$

and the parallel polarization forms

$$\begin{aligned} D_{u,k}^{f,n,\parallel}(k_{\perp,f}) &= \sin\theta_f [C_{2,f}C_{4,n} + C_{4,f}C_{2,n}] \Lambda_{f,n}^f + \cos\theta_f [C_{2,f}C_{3,n} + C_{4,f}C_{1,n}] \Lambda_{f,n-1}^f \\ D_{u,k}^{n,i,\parallel}(k_{\perp,f}) &= \sin\theta_f C_{4,n}\Lambda_{n,i}^f + \cos\theta_f C_{3,n}\Lambda_{n-1,i}^f \\ H_{u,k}^{n,i,\parallel}(k_{\perp,i}) &= \sin\theta_i C_{4,n}\Lambda_{i,n}^i + \cos\theta_i C_{3,n}\Lambda_{i,n-1}^i \\ H_{u,k}^{f,n,\parallel}(k_{\perp,i}) &= \sin\theta_i [C_{2,f}C_{4,n} + C_{4,f}C_{2,n}] \Lambda_{n,f}^i + \cos\theta_i [C_{2,f}C_{3,n} + C_{4,f}C_{1,n}] \Lambda_{n-1,f}^i. \end{aligned} \quad (B11)$$

We can now construct the integrals in Eq. (16) with the sum of the T terms defined in Eqs. (17) and (19) providing the contributions from both Feynman diagrams, which can be crafted into the form

$$\begin{aligned} B \int da_n \int dp_n \{ T_n^{(1)} + T_n^{(2)} \} &= \\ &\times \left(\frac{2\pi\lambda}{L} \right)^4 e^{-(k_{\perp,i}^2 + k_{\perp,f}^2)/4B} \delta[k_{y,i} - k_{y,f} - B(a_j - a_f)] \delta(k_{z,i} - k_{z,f} - p_f) \\ &\times \frac{1}{\sqrt{E_f}} e^{i(k_{x,i} - k_{x,f})(a_j + a_f)/2} e^{-i\ell(\phi_f + \phi_i)/2} \{ F_{n,s}^{(1)} e^{i\Phi} + F_{n,s}^{(2)} e^{-i\Phi} \} \end{aligned} \quad (B12)$$

where we have defined the F terms used in Eq. (22),

$$\begin{aligned} F_s^{(1)} &= \sqrt{E_f} \left[\frac{D_{u,u}^{f,n}(k_{\perp,f}) H_{u,u}^{n,i}(k_{\perp,i})}{1 + \omega_i - E_n + i\Gamma^s/2} + \frac{D_{u,v}^{f,n}(k_{\perp,f}) H_{u,v}^{n,i}(k_{\perp,i})}{1 + \omega_i + E_n - i\Gamma^s/2} \right] \\ F_s^{(2)} &= \sqrt{E_f} \left[\frac{H_{u,u}^{f,n}(k_{\perp,i}) D_{u,u}^{n,i}(k_{\perp,f})}{1 - \omega_f - E_n + i\Gamma^s/2} + \frac{H_{u,v}^{f,n}(k_{\perp,i}) D_{u,v}^{n,i}(k_{\perp,f})}{1 - \omega_f + E_n - i\Gamma^s/2} \right]. \end{aligned} \quad (\text{B13})$$

The factor $\sqrt{E_f}$ is brought into the definition of the F terms [resulting in the appearance of a $1/\sqrt{E_f}$ factor in Eq. (B12)], as it will cancel when the coefficients of the final electron wave function are introduced. This factor stems from the numerator associated with the integral of the delta function expressing the conservation of energy, discussed below in Eq. (B18). The phase factor Φ is given by the expression

$$\Phi = k_{\perp,i} k_{\perp,f} \sin(\phi_i - \phi_f)/2B - (\ell - 2n)(\phi_f - \phi_i)/2 \quad (\text{B14})$$

which is similar to the one presented in Eq. (7) of [14]. Slight differences from the presentation of [14] exist in this development because here we have implemented the particular photon polarizations such that the entire phase dependence is in the Φ term. Including these into the scattering matrix in Eq. (16) yields

$$\begin{aligned} S_{fi} &= \frac{-i(2\pi)^4 \alpha_f}{\sqrt{\omega_i \omega_f}} \left(\frac{\lambda}{L} \right)^5 \delta(1 + \omega_i - E_\ell - \omega_f) \\ &\times e^{-(k_{\perp,i}^2 + k_{\perp,f}^2)/4B} \delta(k_{y,i} - k_{y,f} - B(a_j - a_f)) \delta(k_{z,i} - k_{z,f} - p_f) \\ &\times e^{i(k_{x,i} - k_{x,f})(a_j + a_f)/2} e^{-i\ell(\phi_f + \phi_i)/2} \frac{1}{\sqrt{E_f}} \sum_{n=0}^{\infty} \sum_{s=\pm} \left\{ F_{n,s}^{(1)} e^{i\Phi} + F_{n,s}^{(2)} e^{-i\Phi} \right\} \end{aligned} \quad (\text{B15})$$

where $\alpha_f = e^2/\hbar c$ is the fine-structure constant. The modulus squared of the S -matrix can now be performed and is given by the expression

$$\begin{aligned} |S_{fi}|^2 &= \frac{(2\pi)^5 \alpha_f^2}{\omega_i \omega_f} \left(\frac{\lambda}{L} \right)^7 \frac{cT}{L} \delta(1 + \omega_i - E_\ell - \omega_f) \\ &\times e^{-(k_{\perp,i}^2 + k_{\perp,f}^2)/2B} \delta(k_{y,i} - k_{y,f} - B(a_i - a_f)) \delta(k_{z,i} - k_{z,f} - p_f) \\ &\times \frac{1}{E_f} \left| \sum_{n=0}^{\infty} \sum_{s=\pm} \left\{ F_{n,s}^{(1)} e^{i\Phi} + F_{n,s}^{(2)} e^{-i\Phi} \right\} \right|^2 \end{aligned} \quad (\text{B16})$$

Observe that the standard protocol for squaring the three delta functions in the above equation introduces a $1/2\pi$ factor for each.

Setting $\beta_i = 0$, the differential cross section in the rest frame of the initial electron is inferred from the expression in Eq. (1),

$$\frac{d\sigma}{d\Omega_f} = \lambda^2 \int \frac{|S_{fi}|^2}{\lambda^2 cT} \frac{L^6 k_f^2 dk_f}{(2\pi\lambda)^3} \frac{L p_f}{2\pi\lambda} \frac{L B da_f}{2\pi\lambda}. \quad (\text{B17})$$

The integral over k_f or ω_f includes the delta function associated with the conservation of energy,

$$\int \delta(1 + \omega_i - E_\ell - \omega_f) d\omega_f = \frac{1}{1 - \beta_f \cos \theta_f} = \frac{E_f}{E_f - p_f \cos \theta_f}. \quad (\text{B18})$$

Performing the integral in Eq. (B16) and implementing kinematic relations, we arrive at the expression for the differential cross section

$$\frac{d\sigma}{d\Omega_f} = \frac{\alpha_f^2 \lambda^2 \omega_f^2 e^{-(\omega_i^2 \sin^2 \theta_i + \omega_f^2 \sin^2 \theta_f)/2B}}{\omega_i [2\omega_i - \omega_f - \omega_i \omega_f (1 - \cos \theta_i \cos \theta_f)]} \left| \sum_{n=0}^{\infty} \sum_{s=\pm} \left[F_{n,s}^{(1)} e^{i\Phi} + F_{n,s}^{(2)} e^{-i\Phi} \right] \right|^2. \quad (\text{B19})$$

The ϕ_f dependence is only in the phase terms Φ , and the spin dependence is only in the F terms; therefore, we can set $\phi_i = 0$ and integrate over ϕ_f . The integration of the cross term in the modulus squared leads to a Bessel function

$J_{n+k}(k_{\perp,i}k_{\perp,f}/B)$, and with $\alpha_f^2 \lambda^2 = 3\sigma_T/8\pi$, we have arrived at the expression for the general differential cross section in the form

$$\begin{aligned} \frac{d\sigma}{d\cos\theta_f} &= \frac{3\sigma_T}{4} \frac{\omega_f^2 e^{-(\omega_i^2 \sin^2\theta_i + \omega_f^2 \sin^2\theta_f)/2B}}{\omega_i [2\omega_i - \omega_f - \omega_i\omega_f(1 - \cos\theta_i \cos\theta_f)]} \\ &\times \sum_{s=\pm} \sum_{n=0}^{\infty} \left\{ \left| F_{n,s}^{(1)} \right|^2 + \left| F_{n,s}^{(2)} \right|^2 + \sum_{j=0}^{\infty} \left[F_{n,s}^{(1)} F_{j,s}^{(2)\dagger} + F_{n,s}^{(2)} F_{j,s}^{(1)\dagger} \right] J_{n+j} \left(\frac{k_{\perp,i}k_{\perp,f}}{B} \right) \right\} \end{aligned} \quad (\text{B20})$$

reproducing the more general differential cross section in Eq. (3.24) of [31].

For the main focus of this study, we set $\theta_i = 0$ and $k_{\perp,i} = 0$. As a result, the cross term in Eq. (B20) no longer contributes as $J_n(0) = 0$. In addition, only $n = 1$ contributes to the summation over intermediate states due to the $\Lambda_{\ell,m}^i(0) = \delta_{\ell,m}$ as indicated previously in Eq. (B5). We then have the expression for the differential cross section in the compact form of Eq. (25),

$$\frac{d\sigma}{d\cos\theta_f} = \frac{3\sigma_T}{4} \frac{\omega_f^2 e^{-\omega_f^2 \sin^2\theta_f/2B}}{\omega_i [2\omega_i - \omega_f - \omega_i\omega_f(1 - \cos\theta_f)]} \sum_{s=\pm} \left\{ \left| F_{n=1,s}^{(1)} \right|^2 + \left| F_{n=1,s}^{(2)} \right|^2 \right\}. \quad (\text{B21})$$

The F terms

$$\begin{aligned} F_{n=1,s}^{(1)} &= \frac{S_u^{(1),s}}{1 + \omega_i - E_n + i\Gamma^s/2} + \frac{S_v^{(1),s}}{1 + \omega_i + E_n - i\Gamma^s/2} \\ F_{n=1,s}^{(2)} &= \frac{S_u^{(2),s}}{1 - \omega_f - E_n + i\Gamma^s/2} + \frac{S_v^{(2),s}}{1 - \omega_f + E_n - i\Gamma^s/2} \end{aligned} \quad (\text{B22})$$

are related to the T terms in Eqs. (17) and (19), which have been integrated over the phase factor ϕ_f . The S terms are products of the D and H vertex functions,

$$\begin{aligned} S_{\mathcal{P}_i, \mathcal{P}_f, k}^{(1),s} &= \sqrt{E_f} D_{u,k}^{f,n,\mathcal{P}_f}(k_{\perp,f}) H_{u,k}^{n,i,\mathcal{P}_i}(0) \\ S_{\mathcal{P}_i, \mathcal{P}_f, k}^{(2),s} &= \sqrt{E_f} H_{u,k}^{f,n,\mathcal{P}_i}(0) D_{u,k}^{n,i,\mathcal{P}_f}(k_{\perp,f}), \end{aligned} \quad (\text{B23})$$

for the first and second Feynman diagrams. The \mathcal{P}_i and \mathcal{P}_f are the polarization of the incident and final photons, and the k is the virtual lepton, either u or v , for the electron and positron. Implementing the definitions of the D and H terms above, we can define the necessary set of required S terms,

$$\begin{aligned} S_{\perp,\perp,k}^{(m),s} &= [C_{2,f} I_{3,3}^{s,k} + C_{4,f} I_{1,3}^{s,k}] \\ S_{\perp,\parallel,k}^{(1),s} &= i \left\{ [C_{2,f} I_{4,3}^{s,k} + C_{4,f} I_{2,3}^{s,k}] \frac{\omega_f \sin^2\theta_f}{\sqrt{2B}} + [C_{2,f} I_{3,3}^{s,k} + C_{4,f} I_{1,3}^{s,k}] \cos\theta_f \right\} \\ S_{\perp,\parallel,k}^{(2),s} &= -i \left\{ -[C_{2,f} I_{4,3}^{s,k} + C_{4,f} I_{1,4}^{s,k}] \frac{\omega_f \sin^2\theta_f}{\sqrt{2B}} + [C_{2,f} I_{3,3}^{s,k} + C_{4,f} I_{1,3}^{s,k}] \cos\theta_f \right\} \\ S_{\parallel,\perp,k}^{(m),s} &= -i S_{\perp,\perp,k}^{(m),s} \\ S_{\parallel,\parallel,k}^{(1),s} &= -i S_{\perp,\parallel,k}^{(1),s} \\ S_{\parallel,\parallel,k}^{(2),s} &= -i S_{\perp,\parallel,k}^{(2),s} \end{aligned} \quad (\text{B24})$$

where we have used $I_{j,m}^{s,k} = C_{j,n} C_{m,n}$ terms as products of the coefficients of the intermediate state that are dependent on the spin of the leptonic state and are specified in the Appendixes C and D for ST and JL basis states, respectively. Given that incident photons are along the magnetic field lines, the cross section is determined by the polarization of the final photon and is independent of the incident polarization. We can then drop the specification of the incident polarization in the S terms. Inserting the coefficients of the final electron in the S terms leads to the expression

$$S_{\perp,k}^{(m),s} = f \left[(E_f + 1) I_{3,3}^{s,k} - p_f I_{1,3}^{s,k} \right], \quad (\text{B25})$$

where

$$f = \frac{1}{\sqrt{2(E_f + 1)}}. \quad (\text{B26})$$

In the normalization factor in the denominator of the above equation, the $\sqrt{E_f}$ has been canceled by the E_f coming from the β_f in Eq. (B18). The S terms with parallel polarization are

$$S_{||,k}^{(m),s} = i \left\{ (-1)^{m+1} S_{\perp,k}^{(1),s} \cos \theta_f + f \left[(E_f + 1) I_{4,3}^{s,k} - p_f I_{2,3}^{s,k} \right] \frac{\omega_f \sin^2 \theta_f}{\sqrt{2B}} \right\} , \quad (\text{B27})$$

where the index k refers to the electron u and positron v in the intermediate state, s is the spin state, and m refers to the Feynman diagram. The wave-function coefficients for the initial and final states within the context of ultrarelativistic scattering are identical in both JL and ST spinors. The total energy E_f and parallel momentum p_f have the following kinematic relations:

$$\begin{aligned} E_f &= 1 + \omega_i - \omega_f \\ p_f &= \omega_i - \omega_f \cos \theta_f \end{aligned} \quad (\text{B28})$$

as the final electron is in the ground state. The $S_{\perp,k}^{(m),s}$ terms are real, while the $S_{||,k}^{(m),s}$ terms are imaginary and are used to develop the N terms described in Eq. (33).

Appendix C: Sokolov and Ternov Spinors

In this appendix, the development of the T_{ave} and T_{spin} contributions to the numerators in Eq. (39) is outlined for the case of Sokolov and Ternov formalism. The coefficients of the ST spinors for electron and positron states $u_n^{(s)}(x)$ and $v_n^{(s)}(x)$ can be found in [27] as well as in Appendix B of [31]. We have adapted their presentations to generate the following compact notation for the coefficients outside the spatial Hermite functions and temporal exponentials in Eq. (A2) below:

	C_1	C_2	C_3	C_4
u^+	f_2	$-f_1$	f_4	f_3
u^-	f_1	f_2	f_3	$-f_4$
v^+	$-f_4$	$-f_3$	f_2	$-f_1$
v^-	f_3	$-f_4$	$-f_1$	$-f_2$

(C1)

where

$$\begin{aligned} f_1 &= g_n^{ST} \sqrt{2B} p_m \\ f_2 &= g_n^{ST} (\epsilon_{\perp} + 1) (\mathcal{E}_m + \epsilon_{\perp}) \\ f_3 &= g_n^{ST} \sqrt{2B} (\mathcal{E}_m + \epsilon_{\perp}) \\ f_4 &= g_n^{ST} (\epsilon_{\perp} + 1) p_m \end{aligned} \quad (\text{C2})$$

for $\epsilon_{\perp} = \sqrt{1 + 2B}$, and the common normalization factor is

$$g_n^{ST} = \frac{1}{\sqrt{4\mathcal{E}_m \epsilon_{\perp} (\epsilon_{\perp} + 1) (\mathcal{E}_m + \epsilon_{\perp})}} \quad (\text{C3})$$

The \mathcal{E}_m and p_m , which are related by $\mathcal{E}_m^2 = p_m^2 + \epsilon_{\perp}^2$, have the kinematic definitions in Eqs. (29) and (31), namely

$$\begin{aligned} \mathcal{E}_{m=1} &= \sqrt{\omega_i^2 + \epsilon_{\perp}^2} \quad , \quad \mathcal{E}_{m=2} = \sqrt{\omega_f^2 \cos^2 \theta_f + \epsilon_{\perp}^2} \\ p_{m=1} &= \omega_i \quad , \quad p_{m=2} = -\omega_f \cos \theta_f \quad . \end{aligned} \quad (\text{C4})$$

Here the concern is primarily with the intermediate state, with only $n = 1$ contributing to the specific ground-state-ground-state scattering involving the resonance at the cyclotron fundamental. Generally the I terms in Eqs. (B25) and (B27) are defined as products of coefficients of the form

$$I_{i,j}^{s,k} = C_i^{s,k} C_j^{s,k} \quad (\text{C5})$$

that involve different combinations of the electron and positron spinors. For each I terms there are four possibilities, $s = +$, $s = -$, $k = u$ and $k = v$, that capture these combinations. The following five sets of I terms are required to define the S terms in Eqs. (B25) and (B27):

	$c_1 I_{3,3}^{s,k}$	$c_1 I_{1,3}^{s,k}$	$c_2 I_{2,3}^{s,k}$	$c_2 I_{4,3}^{s,k}$	$c_2 I_{1,4}^{s,k}$
u^+	$(\epsilon_\perp + 1)(E_m - \epsilon_\perp)$	$(\epsilon_\perp + 1)p_m$	$-(E_m - \epsilon_\perp)$	p_m	$(E_m + \epsilon_\perp)$
u^-	$(\epsilon_\perp - 1)(E_m + \epsilon_\perp)$	$(\epsilon_\perp - 1)p_m$	$(E_m + \epsilon_\perp)$	$-p_m$	$-(E_m - \epsilon_\perp)$
v^+	$(\epsilon_\perp + 1)(E_m + \epsilon_\perp)$	$-(\epsilon_\perp + 1)p_m$	$-(E_m + \epsilon_\perp)$	$-p_m$	$(E_m - \epsilon_\perp)$
v^-	$(\epsilon_\perp - 1)(E_m - \epsilon_\perp)$	$-(\epsilon_\perp - 1)p_m$	$(E_m - \epsilon_\perp)$	p_m	$-(E_m + \epsilon_\perp)$

(C6)

where $c_1 = 4E_m\epsilon_\perp$ and $c_2 = 4E_m\epsilon_\perp/\sqrt{2B}$. As indicated, the columns for the I terms correspond to $k = u$ electron and $k = v$ positron states, while the first and third rows for the $s = +$ case correspond to spin-up or parallel to the external B field, and the second and fourth rows for $s = -$ correspond to spin-down or antiparallel to B .

Inserting these I terms into Eqs. (B25) and (B27) with the definitions of the N terms in Eqs. (33), one obtains

$$N_+^{ST,(m),\perp} = \frac{f}{2\epsilon_\perp} \left[(-1)^{m+1} (\epsilon_\perp + 1) \omega_i q_- - 2B(E_f + 1) \right]$$

$$N_-^{ST,(m),\perp} = \frac{f}{2\epsilon_\perp} \left[(-1)^{m+1} (\epsilon_\perp - 1) \omega_i q_- + 2B(E_f + 1) \right] ,$$
(C7)

and for parallel polarization, N terms

$$N_+^{ST,(1),\parallel} = N_+^{ST,(1),\perp} \cos \theta_f + \frac{f}{2\epsilon_\perp} \left[\omega_i q_+ - (\epsilon_\perp - 1) p_f \right] \omega_f \sin^2 \theta_f$$

$$N_-^{ST,(1),\parallel} = N_-^{ST,(1),\perp} \cos \theta_f - \frac{f}{2\epsilon_\perp} \left[\omega_i q_+ + (\epsilon_\perp + 1) p_f \right] \omega_f \sin^2 \theta_f$$

$$N_+^{ST,(2),\parallel} = N_+^{ST,(2),\perp} \cos \theta_f + \frac{f}{2\epsilon_\perp} \left[\omega_i q_- + (\epsilon_\perp - 1) p_f \right] \omega_f \sin^2 \theta_f$$

$$N_-^{ST,(2),\parallel} = N_-^{ST,(2),\perp} \cos \theta_f - \frac{f}{2\epsilon_\perp} \left[\omega_i q_- - (\epsilon_\perp + 1) p_f \right] \omega_f \sin^2 \theta_f ,$$
(C8)

where

$$f = \frac{1}{\sqrt{2(E_f + 1)}} \quad \text{and} \quad q_\pm = E_f + 1 \pm p_f .$$
(C9)

These forms can be reduced with the aid of some useful relations:

$$p_f \omega_f \sin^2 \theta_f = (\omega_i - \omega_f) q_- (1 + \cos \theta_f)$$

$$q_+ \omega_f \sin^2 \theta_f = (E_f - 1 + p_f) q_- (1 + \cos \theta_f)$$

$$\omega_f \sin^2 \theta_f = -(E_f - 1 - p_f) (1 + \cos \theta_f) .$$
(C10)

The result is that the N terms assume the following forms:

$$N_\pm^{ST,(m)\perp} = (\epsilon_\perp \pm 1) \alpha^\perp \mp \beta^\perp$$

$$N_\pm^{ST,(1),\parallel} = (\epsilon_\perp \mp 1) \alpha^\parallel \pm \beta^{(1),\parallel}$$

$$N_\pm^{ST,(2),\parallel} = (\epsilon_\perp \mp 1) \alpha^\parallel \pm \beta^{(2),\parallel}$$
(C11)

where

$$\alpha^\perp = (-1)^{1+m} \frac{f}{2\epsilon_\perp} \omega_i q_-$$

$$\alpha^\parallel = \frac{f}{2\epsilon_\perp} (\omega_f - p_f) q_-$$
(C12)

and

$$\beta^\perp = \frac{f}{\epsilon_\perp} B(E_f + 1)$$

$$\beta^{(1),\parallel} = \frac{f}{\epsilon_\perp} \left[(E_f + 1) (\omega_i - B) \cos \theta_f + \omega_i p_f \right]$$

$$\beta^{(2),\parallel} = \frac{f}{\epsilon_\perp} \left[(E_f + 1) (\omega_i + B - \zeta) \cos \theta_f + \omega_i p_f (E_f - p_f) \right] .$$
(C13)

From the definitions in Eqs. (35) and (36), the T_{ave} and T_{spin} terms with these expressions can be described as

$$\begin{aligned} T_{\text{ave}}^{\perp,\parallel} &= \left(2\epsilon_{\perp}\alpha^{\perp,\parallel}\right)^2 \\ T_{\text{spin}}^{(m),\perp} &= \frac{1}{2\epsilon_{\perp}^3} \left[(\epsilon_{\perp}^2 + 1) T_{\text{ave}}^{\perp} - 8\epsilon_{\perp}^2 (\epsilon_{\perp}^2 + 1) \alpha^{\perp} \beta^{\perp} + 4\epsilon_{\perp}^2 (\beta^{\perp})^2 \right] \\ T_{\text{spin}}^{(m),\parallel} &= -\frac{1}{2\epsilon_{\perp}^3} \left[(3\epsilon_{\perp}^2 - 1) T_{\text{ave}}^{\parallel} - 8\epsilon_{\perp}^2 (\epsilon_{\perp}^2 - 1) \alpha^{\parallel} \beta^{(m),\parallel} - 4\epsilon_{\perp}^2 (\beta^{(m),\parallel})^2 \right]. \end{aligned} \quad (\text{C14})$$

The T_{ave} forms then simply reproduce those listed in Eq. (41), namely, $T_{\text{ave}}^{\perp} = \omega_i (\omega_i - \zeta)$ and $T_{\text{ave}}^{\parallel} = (2 + \omega_i) (\omega_i - \zeta) - 2\omega_f$. The corresponding T_{spin} forms are not as simple, yet they are still manageable:

$$T_{\text{spin}}^{(m),\perp} = \frac{1}{2\epsilon_{\perp}^3} \left\{ (\epsilon_{\perp}^2 + 1) T_{\text{ave}}^{\perp} + (-1)^m (\epsilon_{\perp}^4 - 1) (2\omega_i - \zeta) + \frac{1}{2} (\epsilon_{\perp}^2 - 1)^2 (E_f + 1) \right\} \quad (\text{C15})$$

and

$$\begin{aligned} T_{\text{spin}}^{(1),\parallel} &= \frac{1}{2\epsilon_{\perp}^3} \left\{ - (3\epsilon_{\perp}^2 - 1) T_{\text{ave}}^{\parallel} + 2\omega_i (\epsilon_{\perp}^2 - 1) [\zeta - 2(E_f - 1)] + 2\omega_i^2 (E_f - 1) \right. \\ &\quad \left. + 2(\omega_i - B) \cos \theta_f [(\epsilon_{\perp}^2 - 1) (2\omega_f \cos \theta_f - \zeta) \right. \\ &\quad \left. + (\omega_i - B) (E_f + 1) \cos \theta_f + 2p_f \omega_i] \right\} \\ T_{\text{spin}}^{(2),\parallel} &= \frac{1}{2\epsilon_{\perp}^3} \left\{ - (3\epsilon_{\perp}^2 - 1) T_{\text{ave}}^{\parallel} - 2(\epsilon_{\perp}^2 - 1) (2 + \omega_i) \zeta \right. \\ &\quad \left. + (E_f - 1) (\omega_i - \zeta) [4(\epsilon_{\perp}^2 - 1) (1 + \omega_i) + (\omega_i - \zeta)] \right. \\ &\quad \left. + 2(\omega_i + B - \zeta) \cos \theta_f [(\epsilon_{\perp}^2 - 1) (2\omega_f \cos \theta_f - \zeta) \right. \\ &\quad \left. + (\omega_i + B - \zeta) (E_f + 1) \cos \theta_f - 2p_f (\omega_i - \zeta)] \right\} \end{aligned} \quad (\text{C16})$$

With these T_{ave} and T_{spin} terms so defined, the differential cross section using the ST basis states can be routinely obtained using Eq. (39).

Appendix D: Johnson and Lippmann Spinors

In this section, we present the coefficient of the particle wave functions in the JL basis followed by the development of the S and N terms required for the T_{ave} and T_{spin} of Eqs. (35) and (36) to compare the spin-dependent results with those in the ST basis. We obtain the JL coefficients from Appendix J of [31]. However, we use the notation developed in [23]. As previously indicated, the coefficients of the initial and final electron states are equivalent in both JL and ST basis states, and we only require those of the intermediate state where we assume $n = 1$ for our ground-state-ground-state scattering. Our presentation follows the one used in Appendix B.

	$C_1/\sqrt{f_m^{JL}}$	$C_2/\sqrt{f_m^{JL}}$	$C_3/\sqrt{f_m^{JL}}$	$C_4/\sqrt{f_m^{JL}}$
u^+	1	0	P	N
u^-	0	1	N	$-P$
v^+	$-P$	$-N$	1	0
v^-	$-N$	P	0	1

(D1)

where m refers to the Feynman diagram with

$$\begin{aligned} P &\equiv \frac{p_m}{E_m + 1} \\ N &\equiv \frac{\sqrt{2B}}{E_m + 1} \\ f_m^{JL} &= \frac{E_m + 1}{2E_m} \end{aligned} \quad (\text{D2})$$

with p_m and E_m being defined by the previous kinematic relations of the intermediate state in Eqs. (29) and (31). We can obtain the product of the pairs of coefficients required for the development of the N terms using Eq. (C5) to get the following five sets of I terms

$$\begin{array}{c|ccccc}
 & I_{3,3}^{s,k} & I_{1,3}^{s,k} & I_{2,3}^{s,k} & I_{4,3}^{s,k} & I_{1,4}^{s,k} \\
 \hline
 u^+ & P^2 & P & 0 & NP & N \\
 u^- & N^2 & 0 & N & -NP & 0 \\
 v^+ & 1 & -P & -N & 0 & 0 \\
 v^- & 0 & 0 & 0 & 0 & -N
 \end{array} \tag{D3}$$

where $I_{i,j}^{s,k} = \left(\frac{2E_m}{E_m + 1} \right) C_i^{s,k} C_j^{s,k}$. The I terms are required to define the S terms for the perpendicular photon polarization in Eq. (B25) and parallel photon polarization in Eq. (B27), which are then used to develop the necessary N terms using Eq. (33). However, it might be instructive to develop the F terms of Eq. (27) in order to compare to the work of [23]. Therefore, we obtain for both photon polarizations

$$\begin{aligned}
 F_{\perp}^{(m),+} &= D^{u,+} (P - Q) P + D^{v,+} (1 + PQ) \\
 F_{\perp}^{(m),-} &= D^{u,-} N^2 \\
 F_{\parallel}^{(1),+} &= D^{u,+} \left\{ (P - Q) P \cos \theta_f + PN \frac{\omega_f \sin^2 \theta_f}{\sqrt{2B}} \right\} \\
 &\quad + D^{v,+} \left\{ (1 + QP) \cos \theta_f + QN \frac{\omega_f \sin^2 \theta_f}{\sqrt{2B}} \right\} \\
 F_{\parallel}^{(1),-} &= D^{u,-} \left\{ N^2 \cos \theta_f - (P + Q) N \frac{\omega_f \sin^2 \theta_f}{\sqrt{2B}} \right\} \\
 F_{\parallel}^{(2),+} &= D^{u,+} \left\{ (P - Q) P \cos \theta_f + (P - Q) N \frac{\omega_f \sin^2 \theta_f}{\sqrt{2B}} \right\} \\
 &\quad + D^{v,+} (1 + QP) \cos \theta_f \\
 F_{\parallel}^{(2),-} &= D^{u,-} \left\{ N^2 \cos \theta_f + QN \frac{\omega_f \sin^2 \theta_f}{\sqrt{2B}} \right\}
 \end{aligned} \tag{D4}$$

where

$$\begin{aligned}
 D^{u,\pm} &= \frac{\sqrt{E_f + 1} (E_m + 1)}{2\sqrt{2}E_m \left[\omega_m - E_m + \frac{i\Gamma^{\pm}}{2} \right]} \\
 D^{v,\pm} &= \frac{\sqrt{E_f + 1} (E_m + 1)}{2\sqrt{2}E_m \left[\omega_m + E_m - \frac{i\Gamma^{\pm}}{2} \right]}
 \end{aligned} \tag{D5}$$

Here we have included the spin-dependent widths. However, the form is equivalent to the F terms in the Appendix of [23] after correcting for a couple of typos, where the F terms are the missing $\sqrt{E_f + 1}$ multiplicative factor and the occurrence of the term with a single N should be N^2 .

Using the I terms we can develop the N terms for JL basis states in the perpendicular photon polarization with the form

$$\begin{aligned}
 N_+^{(m),\perp} &= (-1)^{1+m} f\omega_i q_- - 2Bf(E_f + 1) \mathcal{L}_o \\
 N_-^{(m),\perp} &= 2Bf(E_f + 1) \mathcal{L}_o
 \end{aligned} \tag{D6}$$

where

$$\mathcal{L}_o = \frac{\omega_m + E_m}{2E_m(E_m + 1)} \tag{D7}$$

and for parallel photon polarizations

$$\begin{aligned}
N_+^{(1),\parallel} &= N_+^{(1),\perp} \cos \theta_f + f \{[(E_f + 1)p_m + p_f(E_m + 1)]\mathcal{L}_o - p_f\} \omega_f \sin^2 \theta_f \\
N_-^{(1),\parallel} &= N_-^{(1),\perp} \cos \theta_f - f \{(E_f + 1)p_m + p_f(E_m + 1)\} \omega_f \sin^2 \theta_f \mathcal{L}_o \\
N_+^{(2),\parallel} &= N_+^{(2),\perp} \cos \theta_f - f \{(E_f + 1)p_m - p_f(E_m + 1)\} \omega_f \sin^2 \theta_f \mathcal{L}_o \\
N_-^{(2),\parallel} &= N_-^{(2),\perp} \cos \theta_f + f \{[(E_f + 1)p_m - p_f(E_m + 1)]\mathcal{L}_o + p_f\} \omega_f \sin^2 \theta_f
\end{aligned} \tag{D8}$$

with f having the same definition as in the ST terms in Appendix C. Bringing the terms together, the N terms can be rewritten in the form

$$\begin{aligned}
N_+^{(1),\parallel} &= f \left[+ \left\{ \frac{\omega_i q_- \cos \theta_f - p_f \omega_f \sin^2 \theta_f}{(E_f + 1)[p_m \omega_f \sin^2 \theta_f - 2B \cos \theta_f] + (E_m + 1)p_f \omega_f \sin^2 \theta_f} \right\} \mathcal{L}_o \right] \\
N_-^{(1),\parallel} &= -f \left[\frac{(E_f + 1)[p_m \omega_f \sin^2 \theta_f - 2B \cos \theta_f]}{(E_m + 1)p_f \omega_f \sin^2 \theta_f} \right] \mathcal{L}_o \\
N_+^{(2),\parallel} &= -f \left[+ \left\{ \frac{\omega_i q_- \cos \theta_f}{(E_f + 1)[p_m \omega_f \sin^2 \theta_f + 2B \cos \theta_f] - (E_m + 1)p_f \omega_f \sin^2 \theta_f} \right\} \mathcal{L}_o \right] \\
N_-^{(2),\parallel} &= f \left[+ \left\{ \frac{p_f \omega_f \sin^2 \theta_f}{(E_f + 1)[p_m \omega_f \sin^2 \theta_f + 2B \cos \theta_f] - (E_m + 1)p_f \omega_f \sin^2 \theta_f} \right\} \mathcal{L}_o \right]
\end{aligned} \tag{D9}$$

Here the forms are lacking some of the symmetry that is present in the ST forms in Appendix C. It is a little more expedient to develop the form of the T_{spin}^{JL} using an alternative with the form

$$T_{\text{spin}}^{JL} = (N_+ + N_-)(N_+ - N_-) + \frac{\xi_{\text{fac}}^{JL}}{4} [(N_+ + N_-)^2 - (N_+ - N_-)^2] \tag{D10}$$

The JL forms can be used to detail the T_{spin}^{JL} terms by introducing some temporary variables

$$\begin{aligned}
N_+^{(m),\perp} + N_-^{(m),\perp} &= (-1)^{m+1} \alpha^\perp \\
N_+^{(m),\perp} - N_-^{(m),\perp} &= (-1)^{m+1} \alpha^\perp - 2\beta^\perp \\
N_+^{(1),\parallel} + N_-^{(1),\parallel} &= \alpha^\parallel \\
N_+^{(1),\parallel} - N_-^{(1),\parallel} &= \alpha^\parallel + 2\beta^\parallel \\
N_+^{(2),\parallel} + N_-^{(2),\parallel} &= -\alpha^\parallel \\
N_+^{(2),\parallel} - N_-^{(2),\parallel} &= \alpha^\parallel - 2(\alpha_1 + \beta^\parallel)
\end{aligned} \tag{D11}$$

Unfortunately, the N terms for the case of parallel polarization does not reflect the symmetry in the case of perpendicular polarization; the N term of the parallel polarizations for the second Feynman diagram pick up an additional term α_1 . The spin factors that determine the spin-dependent widths Γ_\pm are defined in [30] for JL states and are given by the expressions

$$\begin{aligned}
\xi_\pm^{JL} &= 1 \mp \frac{E_m + \epsilon_\perp^2}{\epsilon_\perp^2 (E_m + 1)} \\
\xi_{\text{fac}}^{JL} &= -\frac{2(E_m + \epsilon_\perp^2)}{\epsilon_\perp^2 (E_m + 1)} \\
\mathcal{L}_1 &= \frac{(E_m + \epsilon_\perp^2)}{\epsilon_\perp^2 (E_m + 1)}
\end{aligned} \tag{D12}$$

Therefore, $\xi_{\text{fac}}^{JL} = -2\mathcal{L}_1$, which is a bit unfortunate, but this will help us to compactify the terms. The ratio of $\xi_\pm^{JL}/\xi_\pm^{ST}$ is displayed in Fig. 2 of [30], where a ratio of 2 occurs for spin-up at lower B fields while a ratio of 1 occurs for spin-down case. However, at high $B \sim 100$ to 1000, the spin factors become identical and the effects of the spin states on the widths vanish.

These variables can aid in the development of the T_{spin}^{JL} terms as defined previously by Eq. (36),

$$\begin{aligned} T_{\text{spin}}^{(m),\perp} &= T_{\text{ave}}^{\perp} - (-1)^{m+1} 2(1 + \mathcal{L}_1) \alpha^{\perp} \beta^{\perp} + 2(\beta^{\perp})^2 \mathcal{L}_1 \\ T_{\text{spin}}^{(1),\parallel} &= T_{\text{ave}}^{\parallel} + 2(1 + \mathcal{L}_1) \alpha^{\parallel} \beta^{\parallel} + 2(\beta^{\parallel})^2 \mathcal{L}_1 \\ T_{\text{spin}}^{(2),\parallel} &= -T_{\text{ave}}^{\parallel} + 2(1 + \mathcal{L}_1) \alpha^{\parallel} (\alpha_1 + \beta^{\parallel}) + 2(\alpha_1 + \beta^{\parallel})^2 \mathcal{L}_1 \end{aligned} \quad (\text{D13})$$

From Eqs. (D6) and (D9), we can express the temporary variables in the following terms:

$$\begin{aligned} \alpha^{\perp} &= f \omega_i q_{-} \\ \beta^{\perp} &= 2Bf(E_f + 1) \mathcal{L}_o \\ \alpha^{\parallel} &= f(\omega_f - p_f) q_{-} \\ \alpha_1 &= f \omega_i \cos \theta_f q_{-} \\ \beta^{\parallel} &= f \{ (E_f + 1) \gamma_1 + (-1)^{m+1} p_f \gamma_2 \} \mathcal{L}_o . \end{aligned} \quad (\text{D14})$$

where

$$\begin{aligned} \gamma_1 &= p_m \omega_f \sin^2 \theta_f - (-1)^{m+1} 2B \cos \theta_f \\ \gamma_2 &= (E_m + 1) \omega_f \sin^2 \theta_f \end{aligned} \quad (\text{D15})$$

Applying these variables to the T_{spin} terms in Eq. (D13), we obtain the expressions

$$T_{\text{spin}}^{(m),\perp} = T_{\text{ave}}^{\perp} - 2B\mathcal{L}_o \left[(-1)^{m+1} (2\omega_i - \zeta) (1 + \mathcal{L}_1) - 2B(E_f + 1) \mathcal{L}_1 \mathcal{L}_o \right] , \quad (\text{D16})$$

$$T_{\text{spin}}^{(1),\parallel} = \left\{ \begin{aligned} &T_{\text{ave}}^{\parallel} + (1 + \mathcal{L}_1) (\omega_f - p_f) [\gamma_1 q_{-} + \gamma_2 \omega_f (1 - \cos \theta_f)] \mathcal{L}_o \\ &+ [(E_f + 1) (\gamma_1^2 + \gamma_2^2) + 2\gamma_2 (p_f \gamma_1 - \gamma_2)] \mathcal{L}_1 \mathcal{L}_o^2 , \end{aligned} \right\} \quad (\text{D17})$$

$$T_{\text{spin}}^{(2),\parallel} = \left\{ \begin{aligned} &-T_{\text{ave}}^{\parallel} \\ &+ (1 - \mathcal{L}_1) \left[\begin{aligned} &2 [\omega_i^2 - (1 + \omega_i) \zeta] \cos \theta_f \\ &(\omega_f - p_f) [\gamma_1 q_{-} - \gamma_2 \omega_f (1 - \cos \theta_f)] \mathcal{L}_o \end{aligned} \right] \\ &+ \left[\begin{aligned} &2 (\omega_i - \zeta) \omega_i \cos^2 \theta_f \\ &+ 2 [\gamma_1 (2\omega_i - \zeta) - \gamma_2 \zeta] \cos \theta_f \mathcal{L}_o \\ &+ \{ (E_f + 1) (\gamma_1^2 + \gamma_2^2) - 2\gamma_2 [p_f \gamma_1 + \gamma_2] \} \mathcal{L}_o^2 \end{aligned} \right] \mathcal{L}_1 . \end{aligned} \right\} \quad (\text{D18})$$

Appendix E: Series Development of Total Cross Sections

This appendix summarizes the protocol of deriving Legendre series expressions for the polarization-summed cross section in Eq. (55) that are applicable outside the cyclotron resonance. The starting point is

$$\sigma \approx \frac{3\sigma_T}{4} \int_0^{\Phi} \frac{e^{-\omega_i \phi/B} d\phi}{\sqrt{1 - 2\phi z + \phi^2}} \left\{ \left[\frac{1}{1 + 2\omega_i} \frac{1}{(\Delta_1)^2} + \frac{1}{\Delta_2} \right] z(1 - \phi z) - \frac{2(B + \phi)}{(\Delta_2)^2} (1 - 2\phi z + \phi^2) \right\} . \quad (\text{E1})$$

Again, here $\Delta_1 = 1 - (z - 1)B = (\omega_i - B)/\omega_i$ for the $m = 1$ diagram, and $\Delta_2 = (z^2 - 1)B^2 + 2B(z - \phi) + 1$ corresponds to the denominator of the $m = 2$ diagram. The ensuing analysis is made more compact by defining the expressions

$$\Upsilon_1 = \frac{\omega_i^2}{(\omega_i - B)^2} \quad \text{and} \quad \Upsilon_2 = \frac{\omega_i^2}{(\omega_i + B)(\omega_i + B + 2\omega_i B)} \quad (\text{E2})$$

to represent $(\Delta_1)^{-2}$ and the $\phi \rightarrow 0$ limit of $1/\Delta_2$, respectively. The most involved portion is the $(\Delta_2)^{-2}$ term. To manipulate the total cross section, first form a partial fractions decomposition

$$\frac{2(B + \phi)}{(\Delta_2)^2} = \frac{1}{B} \left\{ \frac{1}{\Delta_2} + \frac{(zB + 1)^2 + B^2}{(\Delta_2)^2} \right\} . \quad (\text{E3})$$

Then integrate the residual $(\Delta_2)^{-2}$ portion by parts using

$$2B \int_0^\Phi \frac{e^{-\omega_i \phi/B} d\phi}{(\Delta_2)^2} \sqrt{1-2\phi z + \phi^2} = -\Upsilon_2 + \int_0^\Phi \frac{e^{-\omega_i \phi/B} d\phi}{\sqrt{1-2\phi z + \phi^2}} \frac{1}{\Delta_2} \left[(z-\phi) + \frac{\omega_i}{B} (1-2\phi z + \phi^2) \right] \quad (\text{E4})$$

In expressing the integrations, we will again make use of the class of integrals

$$\mathcal{H}_n(z, p) = \int_0^{\Phi(z)} \frac{\phi^n e^{-p\phi} d\phi}{\sqrt{1-2z\phi + \phi^2}} = \sum_{k=0}^{\infty} \frac{(-p)^k}{k!} Q_{k+n}(z) \quad (\text{E5})$$

in Eq. (94) that was employed in developing the cross section in the resonance. Here, $Q_\mu(z)$ is a Legendre function of the second kind, defined in 8.703 of [52]. This evaluates the $(\Delta_1)^{-2}$ terms nicely. We extend this to treat the Δ_2^{-1} pieces by defining

$$\mathcal{G}_n(z, p, \tau) = \int_0^{\Phi(z)} \frac{\phi^n e^{-p\phi} d\phi}{\sqrt{1-2z\phi + \phi^2}} \frac{1}{\tau - \phi} \equiv \int_0^\infty d\mu \int_0^{\Phi(z)} \frac{\phi^n e^{-p\phi - \mu(\tau - \phi)} d\phi}{\sqrt{1-2z\phi + \phi^2}}. \quad (\text{E6})$$

To make the algebra more compact, we use the definition

$$\tau = \frac{(z^2 - 1)B^2 + 2Bz + 1}{2B} = \frac{1}{2B\Upsilon_2}, \quad (\text{E7})$$

so that $\Delta_2/(2B) = \tau - \phi$. Then we can use the definition of $\mathcal{H}_n(z, p)$ to our advantage:

$$\mathcal{G}_n(z, p, \tau) = \int_0^\infty d\mu e^{-\mu\tau} \int_0^{\Phi(z)} \frac{\phi^n e^{-(p-\mu)\phi} d\phi}{\sqrt{1-2z\phi + \phi^2}} \equiv \int_0^\infty d\mu e^{-\mu\tau} \sum_{k=0}^{\infty} \frac{(\mu-p)^k}{k!} Q_{k+n}(z), \quad (\text{E8})$$

recognizing that the series identity for $\mathcal{H}_n(z, p)$ is valid for both positive and negative p . Reversing the order of summation and integration, the terms of the series now are the integrals

$$\int_0^\infty (\mu-p)^k e^{-\mu\tau} d\mu = \frac{e^{-p\tau}}{\tau^{k+1}} \int_{-p\tau}^\infty x^k e^{-x} dx = \frac{e^{-p\tau}}{\tau^{k+1}} \Gamma(k+1, -p\tau), \quad (\text{E9})$$

employing the integral representation of the incomplete Gamma function. The right-hand side of Eq. (E9) distills down to a finite series of $k+1$ terms using 8.352.2 of [52]. It follows that

$$\mathcal{G}_n(z, p, \tau) = e^{-p\tau} \sum_{k=0}^{\infty} \frac{\Gamma(k+1, -p\tau)}{\tau^{k+1} k!} Q_{k+n}(z) \equiv \sum_{k=0}^{\infty} \frac{Q_{k+n}(z)}{\tau^{k+1}} \sum_{m=0}^k \frac{(-p\tau)^m}{m!}. \quad (\text{E10})$$

The numerical facility of computing this series representation is only marginally more demanding than computing that for $\mathcal{H}_n(z, p)$.

Assembling these pieces, the integration by parts identity in Eq. (E4) can be recast as

$$\int_0^\Phi \frac{e^{-\omega_i \phi/B} d\phi}{(\Delta_2)^2} \sqrt{1-2\phi z + \phi^2} = -\frac{\Upsilon_2}{2B} + \frac{1}{4B^2} \left\{ z\mathcal{G}_0 - \mathcal{G}_1 + \frac{\omega_i}{B} (\mathcal{G}_0 - 2z\mathcal{G}_1 + \mathcal{G}_2) \right\}. \quad (\text{E11})$$

This can then be combined with all the other terms to yield an expression for the total polarization-summed cross section away from the resonance:

$$\begin{aligned} \sigma \approx \frac{3\sigma_T}{4} & \left\{ \frac{z\Upsilon_1}{1+2\omega_i} [\mathcal{H}_0 - z\mathcal{H}_1] + \frac{z}{2B} [\mathcal{G}_0 - z\mathcal{G}_1] - \frac{1}{2B^2} (\mathcal{G}_0 - 2z\mathcal{G}_1 + \mathcal{G}_2) \right. \\ & \left. - \frac{(zB+1)^2 + B^2}{4B^3} \left[-2B\Upsilon_2 + z\mathcal{G}_0 - \mathcal{G}_1 + \frac{\omega_i}{B} (\mathcal{G}_0 - 2z\mathcal{G}_1 + \mathcal{G}_2) \right] \right\} \end{aligned} \quad (\text{E12})$$

This amounts to an efficient computation using the two series representations for \mathcal{H}_n and \mathcal{G}_n . Similar expressions can be derived for the individual polarization modes.

-
- [1] J. Trümper, W. Pietsch, C. Reppin, W. Voges, R. Staubert, and E. K. Kendziorra, *Astrophys. J.* **219**, L105 (1978).
 - [2] W. A. Wheaton, J. P. Doty, F. A. Primini, *et al.*, *Nature* **282**, 240 (1979).
 - [3] K. Makishima, T. Mihara, M. Ishida, *et al.*, *Astrophys. J. Lett.* **365**, L59 (1990).
 - [4] J. E. Grove, M. S. Strickman, W. N. Johnson, *et al.*, *Astrophys. J. Lett.* **438**, L25 (1995).
 - [5] G. Vasisht and E. V. Gotthelf, *Astrophys. J. Lett.* **486**, L129 (1997).
 - [6] C. Kouveliotou, S. Dieters, T. Strohmayer, *et al.*, *Nature* **393**, 235 (1998).
 - [7] C. Wilson, S. Dieters, M. H. Finger, D. M. Scott, and J. van Paradijs, *Astrophys. J.* **513**, 464 (1999).
 - [8] C. Kouveliotou, T. Strohmayer, K. Hurley, *et al.*, *Astrophys. J. Lett.* **510**, L110 (1999).
 - [9] V. Canuto, J. Lodenguai, and M. Ruderman, *Phys. Rev. D*, **3**, 2303 (1971).
 - [10] Yu. N. Gnedin and R. A. Sunyaev, *Zh. Eksp. Teor. Fiz.* **65**, 102 (1973) [*Sov. Phys. JETP* **38**, 51 (1974)].
 - [11] G. Börner and P. Mészáros, *Plasma Phys.* **21**, 357 (1979).
 - [12] L. L. DeRaad, N. D. Hari Dass and K. A. Milton, *Phys. Rev. D* **9**, 1041 (1974).
 - [13] H. Herold, *Phys. Rev. D* **19**, 2868 (1979).
 - [14] J. K. Daugherty and A. K. Harding, *Astrophys. J.* **309**, 362 (1986).
 - [15] R. W. Bussard, S. B. Alexander and P. Mészáros, *Phys. Rev. D* **34**, 440 (1986).
 - [16] F. Özel, *Astrophys. J.* **563**, 276 (2001).
 - [17] W. C. G. Ho and D. Lai, *Mon. Not. R. Astron. Soc.* **338**, 233 (2003).
 - [18] V. Suleimanov, A. Y. Potekhin and K. Werner, *Astron. Astrophys.* **500**, 891 (2009).
 - [19] M. G. Baring and A. K. Harding, *Astrophys. Space Sci.* **308**, 109 (2007).
 - [20] M. G. Baring, Z. Wadiasingh, and P. L. Gonthier, *Astrophys. J.* **733**, 61 (2011). [BWG11]
 - [21] A. Beloborodov, *Astrophys. J.* **762**, 13 (2013).
 - [22] I. Wasserman and E. Salpeter, *Astrophys. J.* **241**, 1107 (1980).
 - [23] A. K. Harding and J. K. Daugherty, *Astrophys. J.* **374**, 687 (1991).
 - [24] C. Graziani, *Astrophys. J.* **412**, 351 (1993).
 - [25] C. Graziani, A. K. Harding, and R. Sina, *Phys. Rev. D* **51**, 7097 (1995).
 - [26] M. H. Johnson and B. A. Lippmann, *Phys. Rev.* **76**, 828 (1949).
 - [27] A. A. Sokolov, and I. M. Ternov, *Synchrotron Radiation*, (Pergamon Press, Oxford) (1968).
 - [28] H. Herold, H. Ruder, and G. Wunner, *Astron. Astrophys.*, **115**, 90 (1982).
 - [29] D. B. Melrose and A. J. Parle, 1983, *Aust. J. Phys.*, **36**, 755 (1983).
 - [30] M. G. Baring, P. L. Gonthier, and A. K. Harding, *Astrophys. J.* **630**, 430 (2005).
 - [31] R. Sina, Ph.D. thesis, University of Maryland, 1996 (unpublished).
 - [32] P. L. Gonthier, A. K. Harding, M. G. Baring, R. M. Costello, and C. L. Mercer, *Astrophys. J.* **540**, 907 (2000).
 - [33] R. Fernández and C. Thompson, *ApJ* **660**, 615 (2007).
 - [34] S. Zane, R. Turolla, L. Nobili, and N. Rea, *Adv. Space Res.* **47**, 1298 (2011).
 - [35] L. Kuiper, W. Hermsen and M. Mendež, *Astrophys. J.* **613**, 1173 (2004).
 - [36] S. Mereghetti, D. Götz, I. F. Mirabel, *et al.*, *Astron. Astrophys. Lett.*, **433**, L9 (2005).
 - [37] D. Götz, S. Mereghetti, A. Tiengo *et al.*, *Astron. Astrophys. Lett.*, **449**, L31 (2006).
 - [38] P. R. den Hartog, L. Kuiper, W. Hermsen *et al.*, *Astron. Astrophys.*, **489**, 245 (2008).
 - [39] R. C. Duncan and C. Thompson, *Astrophys. J. Lett.* **392**, L9 (1992).
 - [40] C. Thompson and R. C. Duncan, *Astrophys. J.* **473**, 332 (1996).
 - [41] L. Lin, C. Kouveliotou, M. G. Baring *et al.*, *Astrophys. J.* **739**, 87 (2011).
 - [42] L. Lin, E. Göğüş, M. G. Baring *et al.*, *Astrophys. J.* **756**, 54 (2012).
 - [43] M. M. Jauch and F. Rohrlich *The Theory of Photons and Electrons*, 2nd ed. (Springer, Berlin, 1980).
 - [44] D. B. Melrose and A. J. Parle, *Aust. J. Phys.* **36**, 799 (1983).
 - [45] J. K. Daugherty and R. W. Bussard, *Astrophys. J.* **238**, 296 (1980).
 - [46] J. D. Bjorken and S. D. Drell, *Relativistic Quantum Mechanics* (McGraw-Hill, New York, 1964).
 - [47] J. J. Sakurai, *Advanced Quantum Mechanics* (Addison-Wesley, New York, 1967).
 - [48] A. K. Harding and D. Lai, *Rep. Prog. Phys.* **69**, 2631 (2006).
 - [49] H. G. Latal, *Astrophys. J.* **309**, 372 (1986).
 - [50] G. G. Pavlov, V. G. Bezchastnov, P. Mészáros, and S. G. Alexander, *Astrophys. J.* **380**, 541 (1991).
 - [51] P. Mészáros, *High-Energy Radiation from Magnetized Neutron Stars* (University of Chicago Press, Chicago, 1992).
 - [52] I. S. Gradshteyn and I. M. Ryzhik, *Table of Integrals, Series and Products* (Academic Press, New York, 1980).
 - [53] L. Nobili, R. Turolla, and S. Zane, *Mon. Not. R. Astron. Soc.* **386**, 1527 (2008).
 - [54] D. Melrose, *Quantum Plasmadynamics, Magnetized Plasmas* (Springer, Heidelberg, 2013).
 - [55] S. L. Adler, *Ann. Phys.* **67**, 599 (1971).
 - [56] A. E. Shabad, *Ann. Phys.* **90**, 166 (1975).
 - [57] W.-Y. Tsai and T. Erber, *Phys. Rev. D* **12**, 1132 (1975).
 - [58] J. S. Heyl and L. Hernquist, *J. Phys. A* **30**, 6485 (1997).
 - [59] W. Dittrich and H. Gies, *Probing the Quantum Vacuum* (Springer, Berlin, 2000).
 - [60] A. E. Shabad and V. V. Usov, *Astrophys. Space Sci.* **102**, 327 (1984).
 - [61] A. E. Shabad and V. V. Usov, *Nature* **295**, 215 (1982).
 - [62] J. I. Weise, *Astrophys. Space Sci.* **351**, 539 (2014).