

# Two inert scalar doublet model and $h \rightarrow \gamma\gamma, \gamma Z$ at LHC

E. C. F. S. Fortes,<sup>\*</sup> A. C. B. Machado,<sup>†</sup> J. Montaña,<sup>‡</sup> and V. Pleitez<sup>§</sup>

*Instituto de Física Teórica–Universidade Estadual Paulista*

*R. Dr. Bento Teobaldo Ferraz 271, Barra Funda*

*São Paulo - SP, 01140-070, Brazil*

(Dated: 08/04/14)

We consider the decays  $h \rightarrow \gamma\gamma, \gamma Z$  in the context of a model with two inert Higgs doublets, once there are contributions to these processes through charged scalars in loops. We found that when considering the more precise available experimental data for  $h \rightarrow \gamma\gamma$  and the correlation between both channels, the enhancement for  $h \rightarrow \gamma Z$  can not be larger than twice the standard model prediction.

PACS numbers: 12.60.Fr 12.15.-y

## I. INTRODUCTION

The recent discovery at the LHC indicates, for the first time, that at least one fundamental neutral scalar, here denoted by  $h$ , does exist in nature. Moreover, all its properties that have been measured until now, are compatible with the predictions of the standard model (SM) Higgs boson. For instance, it is a spin-0 and CP even scalar [1, 2] and its couplings with gauge bosons and heavy fermions are compatible with those of the SM [3, 4] within the experimental error. Notwithstanding, the data do not rule out the existence of new physics. In particular, processes induced only at the loop level have always been important to seek evidence of new physics. This is the case of the decays  $h \rightarrow \gamma\gamma$  and  $h \rightarrow \gamma Z$  because they may have contributions from new charged particles. Recently, the ATLAS and CMS Collaborations have measured the decay ratios for both processes [5–8]. The decay in two photons is now closer to SM predictions if compared to 2012 data, but the decay to  $\gamma Z$  has not been observed yet. However, recently ATLAS and CMS have presented upper limits for the expected SM prediction as can be seen in Table I.

Moreover, motivated by physics of the dark matter (DM), neutrinos masses, hierarchy problem, or any other physics beyond the SM, there are many phenomenological models that extend the scalar sector of the SM with one or more scalar multiplets. One of the simplest extension of the SM consists in the addition of an extra scalar doublet to the SM particle content. In this case, if a discrete symmetry ( $\mathbb{Z}_2$ ) is summed with a particular vacuum alignment (the second scalar doublet does not get a vacuum expectation value) we have the usually called Inert Higgs Doublet Model (IDM). All the SM particles are even under  $\mathbb{Z}_2$  while the new Higgs doublet is odd, so this new scalar interacts only with the gauge bosons and with SM-like Higgs through trilinear and quartic terms.

In general, in multi-Higgs models, and in particular in the IDM, the Higgs production is the same as in the SM, however the decays  $h \rightarrow \gamma\gamma$  and  $h \rightarrow \gamma Z$  can receive corrections due to the contributions of charged scalar in loops. The phenomenology of IDM had been extensively discussed: i) in the context of DM phenomenology [9–15], ii) for collider phenomenology [16–18] and, iii) IDM has been also advocated to improve the naturalness idea [19].

An extension of the SM with two inert Higgs doublets is obtained by considering three scalar doublets with a  $S_3$  symmetry and a vacuum alignment that ensures the inert character for two linear combinations of the three doublets. We call this model IDMS<sub>3</sub> as in Ref. [20], where we shown that the model has DM candidate. The Higgs mechanism provides a portal for communication between the inert sector and the known particles.

Analyzing the results presented in Table I, we note that the upper limit of the decay  $h \rightarrow \gamma Z$  is one order of magnitude larger than its expected value in the SM ( $R_{\gamma Z} = 1$ ). If this enhancement is confirmed in the future data, undoubtedly this will be a clear evidence for new physics. The ratios of  $h \rightarrow \gamma\gamma$  and  $h \rightarrow \gamma Z$  were analyzed in the context of the IDM in Refs. [21, 22] and in a general three Higgs doublet model in Ref. [23]. Here, we will extend this analysis to the context of the IDMS<sub>3</sub> using the recent data from ATLAS and CMS. We will show that it is not possible to expect such enhancement in the process  $h \rightarrow \gamma Z$ , even though there are two charged scalars in the model, but it is possible an enhancement lower than the SM prediction. In this theory it is possible to have an enhancement

---

<sup>\*</sup>Electronic address: elaine@ift.unesp.br

<sup>†</sup>Electronic address: ana@ift.unesp.br

<sup>‡</sup>Electronic address: montano@ift.unesp.br

<sup>§</sup>Electronic address: vicente@ift.unesp.br

in  $h \rightarrow \gamma\gamma$  as it appears in the earlier data [24]. In fact, in this model, the two photon decay can also be in agreement with the recent measured value, as we will show.

The outline of this paper is as follows. In Sec. II we briefly present the model of Ref. [25]. In Sec. III we calculate the decays  $h \rightarrow \gamma\gamma, \gamma Z$  in terms of the respective widths in SM. The results are shown in Sec. IV and the last section is designed for our conclusions.

Ratio	ATLAS	CMS
$R_{\gamma\gamma}$	$1.57^{+0.33}_{-0.28}$ [5]	$1.14^{+0.26}_{-0.23}$ [6]
$R_{\gamma Z}$	$< 11$ [7]	$< 9.5$ [8]

TABLE I: Ratios reported by ATLAS and CMS.

## II. THE MODEL

Recently [25], we have presented a model with two extra Higgs doublets and a discrete  $S_3$  symmetry, that with an appropriate vacuum alignment ensures that additional scalars are inert. Here we will study the case where three scalar doublets, given by  $H_i = (\Phi_i^+ \Phi_i^0)^T$ , are in the reducible triplet representation of  $S_3$ , i.e.  $\mathbf{3} = (H_1, H_2, H_3)$  and again this is broken down to the irreducible singlet and doublet ones, i.e.,  $\mathbf{3} = \mathbf{2} + \mathbf{1} \equiv D + S$ , where:

$$S = \frac{1}{\sqrt{3}}(H_1 + H_2 + H_3) \sim \mathbf{1},$$

$$D \equiv (D_1, D_2) = \left[ \frac{1}{\sqrt{6}}(2H_1 - H_2 - H_3), \frac{1}{\sqrt{2}}(H_2 - H_3) \right] \sim \mathbf{2}. \quad (1)$$

After the symmetry breaking and due to the  $S_3$  symmetry we can write the Higgs scalars doublet  $D$  and the singlet  $S$  in terms of the mass eigenstates as:

$$S \equiv h_1 = \left( \frac{h_1^+}{\frac{1}{\sqrt{2}}(3v + h_1^0 + iA_1^0)} \right), \quad D \equiv -(h_2, h_3), \quad h_k = \left( \frac{h_k^+}{\frac{1}{\sqrt{2}}(H_k^0 + iA_k^0)} \right), \quad (2)$$

where  $k = 2, 3$  and  $h_1^0 \equiv h$  is the SM-Higgs.

In the case of CP-even, CP-odd neutral real scalars and for the charged ones, the masses are given by:

$$m_h^2 = 2\lambda_4 v_{SM}^2, \quad m_{h_2}^2 = m_{h_3}^2 \equiv m_H^2 = \mu_d^2 + \frac{1}{2}\bar{\lambda}' v_{SM}^2, \quad (3)$$

$$m_{A_1}^2 = 0, \quad m_{A_2}^2 = m_{A_3}^2 \equiv m_A^2 = \mu_d^2 + \frac{1}{2}\bar{\lambda}'' v_{SM}^2.$$

$$m_{h_1^+}^2 = 0, \quad m_{h_2^+}^2 = m_{h_3^+}^2 \equiv m_{h^+}^2 = \frac{1}{4}(2\mu_d^2 + \lambda_5 v_{SM}^2),$$

note that  $\mu_d^2$  is not related to the spontaneous symmetry breaking and it is not protected by any symmetry, it may be larger than the electroweak scale. As we see in Eq.(3),  $h_1^+$  and  $A_1^0$  are the Goldstones bosons that give masses to the  $W^\pm$  and  $Z$  gauge bosons and  $h_k$  are the inert doublets. Due to the  $S_3$  symmetry and the vacuum alignment, we have a residual symmetry and due to it, the mass eigenstates of the inert doublets are degenerate, as we can see in Eq. (3).

The residual symmetry, which implies in the masses degeneracy in Eq.(3), can be broken with soft terms in the scalar potential. So, adding the following quadratic terms  $\nu_{nm}^2 H_n^\dagger H_m$ ,  $n, m = 2, 3$  and imposing that  $\nu_{22}^2 = \nu_{33}^2 = -\nu_{23}^2 \equiv \nu^2$ , the mass matrix will remain diagonalized by the tribimaximal matrix, and the eigenvalues are now given by:

$$\bar{m}_h^2 = m_h^2, \quad \bar{m}_{H_2}^2 = m_H^2, \quad \bar{m}_{H_3}^2 = m_H^2 + \nu^2,$$

$$\bar{m}_{A_1}^2 = 0, \quad \bar{m}_{A_2}^2 = m_A^2, \quad \bar{m}_{A_3}^2 = m_A^2 + \nu^2,$$

$$\bar{m}_{h_1^+}^2 = 0, \quad \bar{m}_{h_2^+}^2 = m_{h^+}^2, \quad \bar{m}_{h_3^+}^2 = m_{h^+}^2 + \nu^2, \quad (4)$$

where  $m_h^2, m_a^2$  and  $m_c^2$  are given in Eq. (3).

In the lepton and quark sectors all fields transform as singlet under  $S_3$ , implying that they only interact with the singlet  $S$  as follows:

$$-\mathcal{L}_{yukawa} = \bar{L}_{iL}(G_{ij}^l l_{jR} S + G_{ij}^\nu \nu_{jR} \tilde{S}) + \bar{Q}_{iL}(G_{ij}^u u_{jR} \tilde{S} + G_{ij}^d d_{jR} S) + H.c., \quad (5)$$

$\tilde{S} = i\tau_2 S^*$  and we have included right-handed neutrinos. For more details see [25].

The scalar interactions with the gauge bosons, that arisen from  $(D_\mu h_i)^\dagger (D^\mu h_i)$ , used in our calculations are given by:

$$\begin{aligned} \mathcal{L}_{Gauge} = & i g s_W \partial_\mu h_i^- h_i^+ A^\mu - i g s_W \partial_\mu h_i^+ h_i^- A^\mu + i g c_W \left( \frac{1-t_W^2}{2} \right) \partial_\mu h_i^- h_i^+ Z^\mu \\ & - i g c_W \left( \frac{1-t_W^2}{2} \right) \partial_\mu h_i^+ h_i^- Z^\mu + i \frac{g}{\sqrt{2}} \partial^\mu h_i^- H_i^0 W^+ - i \frac{g}{\sqrt{2}} \partial^\mu H_i^0 h_i^- W_\mu^+ \\ & - i \frac{g}{\sqrt{2}} \partial^\mu h_i^+ H_i^0 W_\mu^- + i \frac{g}{\sqrt{2}} \partial^\mu H_i^0 h_i^+ W_\mu^- + g^2 s_W^2 h_i^- h_i^+ A^\mu A_\mu \\ & + g^2 c_W^2 \left( \frac{1-t_W^2}{2} \right)^2 h_i^- h_i^+ Z^\mu Z_\mu + 2g^2 c_W s_W \left( \frac{1-t_W^2}{2} \right) h_i^- h_i^+ A^\mu Z_\mu \\ & + \frac{g^2 s_W}{2} h_i^- W_\mu^+ H_i^0 A^\mu + \frac{g^2 s_W}{2} h_i^+ W_\mu^- H_i^0 A^\mu + \frac{g^2 c_W}{2} \left( \frac{1-t_W^2}{2} \right) h_i^- W_\mu^+ H_i^0 Z_\mu \\ & + \frac{g^2 c_W}{2} \left( \frac{1-t_W^2}{2} \right) h_i^+ W_\mu^- H_i^0 Z_\mu. \end{aligned} \quad (6)$$

The interactions between scalars are obtained from the scalar potential. The most important interactions here are the ones with  $\lambda_5$  and  $\lambda_8$ .

$$\begin{aligned} \mathcal{L}_{Scalars} = & -\frac{\lambda_5 v_{SM}}{2} h h_2^- h_2^+ - \frac{\lambda_5 v_{SM}}{2} h h_3^- h_3^+ + \lambda_8 v_{SM} H_3^0 h_2^- h_2^+ \\ & - \frac{\lambda_8}{2} h (H_2^0)^2 H_3^0 + \lambda_8 h H_3^0 h_2^- h_2^+ - \frac{\lambda_8}{2} h (H_3^0)^3 - \lambda_8 h H_2^0 h_2^+ h_3^- \\ & - \frac{\lambda_8 v_{SM}}{2} (H_3^0)^3 - \lambda_8 v_{SM} H_2^0 h_2^+ h_3^- - \lambda_8 v_{SM} H_2^0 h_2^- h_3^+ + \lambda_8 v_{SM} h_2^- h_2^+ H_3^0 - \lambda_8 v_{SM} H_3^0 h_3^- h_3^+ \\ & - \lambda_4 v_{SM} h^3 - \frac{\lambda' v_{SM}}{2} h (H_2^0)^2 - \frac{\lambda' v_{SM}}{2} h (H_3^0)^2 - \frac{\lambda_4}{4} h^4 \\ & - \frac{\lambda'}{2} h^2 (H_2^0)^2 - \frac{\lambda'}{2} h^2 (H_3^0)^2 - 2\lambda_3 H_2^0 H_3^0 h_2^- h_3^+ - (\lambda_1 + \lambda_3) (H_3^0)^2 h_3^- h_3^+ \\ & - (\lambda_2 + \lambda_3) (h_2^- h_3^+)^2 - (\lambda_1 + \lambda_3) (H_2^0)^2 h_3^- h_3^+ - (\lambda_1 + \lambda_3) (h_2^- h_2^+)^2 - \frac{\lambda_1 + \lambda_3}{4} (H_3^0)^4 \\ & - \frac{\lambda_1 + \lambda_3}{4} (H_2^0)^4 - (\lambda_1 + \lambda_3) (H_2^0)^2 h_2^- h_2^+ \\ & - \lambda_8 h H_2^0 h_2^- h_3^+ - \lambda_8 h H_3^0 h_3^- h_3^+ - \frac{\lambda_8 v_{SM}}{2} (H_2^0)^2 H_3^0. \end{aligned} \quad (7)$$

### III. PHENOMENOLOGY: RATIOS $R_{\gamma\gamma}$ AND $R_{\gamma Z}$

Recently, we have studied the IDMS<sub>3</sub> in the context where two, or one, of the new scalars were dark matter candidates, and we had shown two scenarios: i) two of the scalars are mass degenerate and ii) there is no mass degeneracy. We are going to study  $R_{\gamma\gamma}$  and  $R_{\gamma Z}$  with a set of parameters that includes compatible scenarios for DM, see Table II. In our analysis we impose  $m_{A_{2,3}} > m_{h_{2,3}^+} > m_{H_{2,3}^0}$  for scenarios 1a, 1b, 2a and 2b. This ensures that lightest neutral scalars decays are kinematically forbidden, for more details see [20]. However, notice that in scenario 2c, one of the CP even scalars is lighter than the DM candidate, but DM decay is still kinematically forbidden.

To explore the sensitivity of the processes  $h \rightarrow \gamma\gamma$  and  $h \rightarrow \gamma Z$  due to new spin-0 content in the IDMS<sub>3</sub> we have used the experimental data reported by ATLAS and CMS collaborations. As can be seen, some deviation rates have been reported for these two channels compared to the SM predictions, see Table I. For the Higgs decay in two photons see Ref. [5, 6], and for photon and  $Z$  see Ref. [7, 8]. Our analysis will be more general, in the sense that it does

	scenario 1a	scenario 1b	scenario 2a	scenario 2b	scenario 2c
$m_{H_2^0}$	54.1	79.9	63.4	59.1	168
$m_{H_3^0}$	54.1	79.9	86.59	83.47	178.04
$m_{A_2^0}$	112.44	127.95	117.19	117.25	196.16
$m_{A_3^0}$	112.44	127.95	131.19	131.24	204.83
$m_{h_2^+}$	85.02	95.36	83.09	83.13	84.70
$m_{h_3^+}$	85.02	95.36	101.89	101.92	103.21
$\mu_d$	48.53	78.1	72	72.1	173
$\nu$	—	—	41.7	41.7	41.7
$\lambda'$	0.019	0.009	0.019	0.001	0.001

TABLE II: Parameters choice for scenario 1 and 2 with  $m_h = 125$  GeV. The other masses units are in GeV. The parameters  $\lambda'' = 0.34$  and  $\lambda_5 = 0.4$  for scenarios 1a,1b, 2a, 2b and  $\lambda_5 = -0.4$  for scenario 2c.

not restrict ourselves only to the parameters that explain dark matter, but we will also consider some other set of parameters.

The  $S_3$  symmetry and the vacuum alignment guarantee that the DM candidate does not decay into vector gauge bosons ( $H_{2,3}^0 \rightarrow \gamma V$ ,  $V = \gamma, Z$ ) through quantum fluctuations induced by new charged spin-0 content. It is important to note that this situation occurs in different ways for the candidates  $H_2^0$  and  $H_3^0$ . For  $H_2^0$ , the  $S_3$  symmetry directly forbids the existence of the couplings  $H_2^0 h_2^+ h_2^-$  and  $H_2^0 h_3^+ h_3^-$ , see Eq. (7), and therefore there will not exist loop induced decay of  $H_2^0$  into vector gauge bosons caused by the new charged scalars, as it occurs with the SM-Higgs  $h$  due to the presence of the couplings  $h h_2^+ h_2^-$  and  $h h_3^+ h_3^-$ . For  $H_3^0$ , the reason is quite different. Despite the existence of the couplings  $+H_3^0 h_2^+ h_2^-$  and  $-H_3^0 h_3^+ h_3^-$ , the  $S_3$  symmetry provides them with opposite signs, this will cancel out each other contribution in the degenerate scenario  $m_{h_2^+} = m_{h_3^+}$  for the spin-0 loop induced decay into vector gauge bosons. In the non degenerate case, those decays do not occur if  $\lambda_8 = 0$  in the scalar potential, as it was considered in Ref. [20].

Since the nature of the IDMS<sub>3</sub> maintains intact the SM interactions between the Higgs and quarks there are no novelties in the Higgs fabric  $pp \rightarrow gg \rightarrow h$ . Therefore the new physics effects that might explain such experimental deviations could come from new spin-0 particles. More specifically, being the cross section for the Higgs production  $pp \rightarrow gg \rightarrow h$  the same for the IDMS<sub>3</sub> and the SM, the application of the narrow width approximation (NWA) at the resonant point (when the gluon fusion energy is  $\sqrt{\hat{s}} = m_h$ ), allows us to analyze the ratio signals with pure on-shell information

$$\begin{aligned}
R_{\gamma V} &\equiv \frac{\sigma(pp \rightarrow gg \rightarrow h \rightarrow \gamma V)^{\text{IDMS3}}}{\sigma(pp \rightarrow gg \rightarrow h \rightarrow \gamma V)^{\text{SM}}} \\
&\stackrel{\text{NWA}}{\simeq} \frac{\sigma(gg \rightarrow h)^{\text{IDMS3}} \text{Br}(h \rightarrow \gamma V)^{\text{IDMS3}}}{\sigma(gg \rightarrow h)^{\text{SM}} \text{Br}(h \rightarrow \gamma V)^{\text{SM}}} \\
&= \frac{\Gamma(h \rightarrow \gamma V)^{\text{IDMS3}}}{\Gamma(h \rightarrow \gamma V)^{\text{SM}}} \frac{\Gamma_h^{\text{SM}}}{\Gamma_h^{\text{IDMS3}}} .
\end{aligned} \tag{8}$$

We would like to call attention that our scenarios for the new neutral scalar masses forbid invisible decays of the SM-Higgs, except in the scenario 1a (see Table II) which at the Born level yields  $\Gamma(h \rightarrow H_0^3 H_0^3) \sim 10^{-6}$ . Therefore it is a suppressed channel that do not disturb the total Higgs width, so  $\Gamma_h^{\text{IDMS3}} \simeq \Gamma_h^{\text{SM}}$ .

$$R_{\gamma V} = \frac{\Gamma(h \rightarrow \gamma V)^{\text{IDMS3}}}{\Gamma(h \rightarrow \gamma V)^{\text{SM}}} . \tag{9}$$

As we have seen, the IDMS<sub>3</sub> gives rise to couplings between the new charged scalars and SM Higgs boson, and also with vector gauge bosons, but there are no modifications to the existing SM couplings, therefore for the decays  $h \rightarrow \gamma\gamma, \gamma Z$  only a new scalar contribution is added to the existing ones.

Here we compute the decay ratios  $h \rightarrow \gamma\gamma, \gamma Z$  in the unitary gauge. The contributing diagrams to these processes are traced in the Fig. 1 where (a) corresponds to fermions, (b) and (c) to  $W$  gauge boson, and (d) and (e) to new charged scalars. We write down our calculations according to the notation of Refs. [26, 27].

The Higgs decay in two photons in this case has new spin-0 contribution and is given by

$$\Gamma(h \rightarrow \gamma\gamma) = \frac{G_F \alpha^2 m_h^3}{128 \sqrt{2} \pi^3} \left| \sum_{i=1}^9 N_C^{f_i} Q_{f_i}^2 A_{1/2}^{\gamma\gamma} + A_1^{\gamma\gamma} + \sum_{i=2}^3 \frac{\lambda_5 v_{SM}^2}{2m_{h_i^+}^2} A_0^{\gamma\gamma} \right|^2, \quad (10)$$

with the form factors  $A_{\text{Spin}}^{\gamma\gamma}(\tau_i)$ , with  $\tau_i \equiv m_h^2/4m_i^2$ , where the charged scalar form factor is

$$A_0^{\gamma\gamma} \equiv -[\tau - f(\tau)]\tau^{-2}, \quad (11)$$

$$f(\tau) \equiv \begin{cases} \arcsin^2 \sqrt{\tau} & , \quad \tau \leq 1 \\ -\frac{1}{4} \left( \log \frac{1+\sqrt{1-\tau^{-1}}}{1-\sqrt{1-\tau^{-1}}} - i\pi \right)^2 & , \quad \tau > 1. \end{cases} \quad (12)$$

The Higgs decay into photon and  $Z$ , analogously to the two photon process, has also new spin-0 contribution, given by

$$\Gamma(h \rightarrow \gamma Z) = \frac{G_F^2 m_W^2 \alpha m_h^3}{64 \pi^4} \left( 1 - \frac{m_Z^2}{m_H^2} \right)^3 \left| \sum_{i=1}^9 \frac{N_C^{f_i} Q_{f_i} 2g_V^{f_i}}{c_W} A_{1/2}^{\gamma Z} + A_1^{\gamma Z} + \sum_{i=2}^3 \frac{\lambda_5 v_{SM}^2 v_{h^\pm}}{2m_{h_i^+}^2} A_0^{\gamma Z} \right|^2, \quad (13)$$

where  $v_{h^\pm} \equiv c_W(1 - t_W^2)$ , and the form factors  $A_{\text{Spin}}^{\gamma Z}(\tau_i, \lambda_i)$ , with  $\tau_i \equiv 4m_i^2/m_h^2$  and  $\lambda_i \equiv 4m_i^2/m_Z^2$ , are

$$A_0^{\gamma Z} \equiv -I_1, \quad (14)$$

and the auxiliary function

$$I_1 \equiv \frac{\tau \lambda}{2(\tau - \lambda)} + \frac{\tau^2 \lambda^2}{2(\tau - \lambda)^2} [f(\tau^{-1}) - f(\lambda^{-1})] + \frac{\tau^2 \lambda}{(\tau - \lambda)^2} [g(\tau^{-1}) - g(\lambda^{-1})],$$

$$f(\tau^{-1}) \equiv \begin{cases} \arcsin^2 \sqrt{\tau^{-1}} & , \quad \tau \geq 1 \\ -\frac{1}{4} \left( \log \frac{1+\sqrt{1-\tau}}{1-\sqrt{1-\tau}} - i\pi \right)^2 & , \quad \tau < 1, \end{cases} \quad (15)$$

$$g(\tau) \equiv \begin{cases} \sqrt{\tau^{-1}-1} \arcsin \sqrt{\tau} & , \quad \tau \geq 1 \\ \frac{\sqrt{1-\tau^{-1}}}{2} \left( \log \frac{1+\sqrt{1-\tau^{-1}}}{1-\sqrt{1-\tau^{-1}}} - i\pi \right) & , \quad \tau < 1. \end{cases} \quad (16)$$

In the next section we report our phenomenological analysis for  $h \rightarrow \gamma\gamma, \gamma Z$ .

#### IV. RESULTS

The four collaboration of LEP [28] and ATLAS [29] have searched for charged scalars. Notwithstanding, their lower limits depend on the model which is always the two Higgs doublet model (2HDM). In LEP experiments, the searches include 2HDM of type I and II. Type I is searched in the ATLAS experiment. Both searches depend on the assumed branching ratio of the charged Higgs boson decays. ATLAS, for instance, assume  $H^+ \rightarrow c\bar{s} = 100\%$ . Summarizing, ATLAS has observed no signal for  $H^+$  masses between 90 GeV and 150 GeV and LEP has excluded this sort of scalars with mass below 72.5 GeV for type I scenario and 80 GeV for the type II scenario. However, none of these results applies to our model since the charged scalar are inert and do not couple to fermions. Anyway, we will use 80 GeV for  $h_2^+$  which is in the range of LEP and ATLAS results. For the other charged scalar,  $h_3^+$  we will obtain a lower limit for its mass using its contribution to the  $Z$  boson invisible decay width, where we have found  $m_{h_3^+} \gtrsim 25$  GeV, if we consider a  $3\sigma$  deviation for the invisible decay width in our calculations. These result can be appreciated in Fig. 2.

We first report the  $h \rightarrow \gamma\gamma$  channel, and for the experimental comparison we use the data provided by the ATLAS [5] and CMS [6] collaborations, given in Table I. We had chosen the wider interval available for the  $h \rightarrow \gamma\gamma$  process, the namely ATLAS maximum  $R_{\gamma\gamma}^{\text{ATLAS max.}} = 1.9$  and the CMS minimum  $R_{\gamma\gamma}^{\text{CMS min.}} = 0.91$ .

In the Fig. 3 we present  $R_{\gamma\gamma}$  with  $m_{h_2^+} = 80$  GeV. First, we show  $R_{\gamma\gamma}$  as function of  $m_{h_3^+}$ , in Fig. 3(a) we consider  $\lambda_5$  positive and in Fig. 3(b) negative, where the vertical line indicates the  $m_{h_{2,3}^\pm} = 25$  GeV mass limit imposed by the  $Z$  invisible decay width; in Fig. 3(c)  $R_{\gamma\gamma}$  is presented as function of  $-0.4 \leq \lambda_5 \leq 0.4$  (note that both interval limits are allowed by the DM results, see Table II) and different values of  $m_{h_3^+}$  are chosen. From the three plots, it can be appreciated that negative values of  $\lambda_5$  and  $m_{h_3^+} > m_h/2$  favour an enhancement signal, being more compatible with the experimental allowed region if  $m_{h_3^+} > 79$  GeV. For positive values of  $\lambda_5$  and  $m_{h_3^+} < m_h/2$  there is also a compatible enhancement, but this mass scenario for the charged scalars could not be valid if the experimental values from LEP [28] and ATLAS [29] are also valid for  $h_3^+$ . If future experimental results keeps reporting a small deficit for  $R_{\gamma\gamma}$ , the  $S_3$  model can still be consistent with a scenario of positive  $\lambda_5$  and  $m_{h_{2,3}^+} > 79$  GeV.

Now we consider the  $R_{\gamma Z}$ . We also have made an analysis entirely analogous to the two photons case. For the  $h \rightarrow \gamma Z$  process, the available experimental data is still very rough, ATLAS [7] and CMS [8] collaborations provide so far upper limits of one order of magnitude larger than the SM prediction, see Table I for clarification. In Fig. 4 we illustrate the  $R_{\gamma Z}$  results, where essentially this ratio has the same shape and behaviour considering the parameters  $\lambda_5$  and  $m_{h_{2,3}^+}$  and compared to the two photons case. But now the signal is more suppressed. This result is congruent because the  $h \rightarrow \gamma\gamma$  decay has massless particles in the final state while the process  $h \rightarrow \gamma Z$  produces one heavy particle. So, it is expected that the latter process is a little bit less sensitive to the common parameters  $\lambda_5$  and  $m_{h_{2,3}^+}$  if compared to the two photons channel. Then, the signal for the  $R_{\gamma\gamma}$  compatible with the experimental data, should be larger than the corresponding  $R_{\gamma Z}$ .

Therefore, in our results, all analysis derived from the  $h \rightarrow \gamma\gamma$  decay also apply to the process  $h \rightarrow \gamma Z$ , where the scenario of negative  $\lambda_5$  and  $m_{h_{2,3}^+} > 79$  GeV agrees mostly within the more accurate experimental data.

Since both processes depend on the same parameters  $\lambda_5$  and  $m_{h_{2,3}^+}$ , it is necessary to explore the correlation between them. So, in Fig. 5 we present the correlation between the ratios  $R_{\gamma\gamma}$  and  $R_{\gamma Z}$  as function of  $-0.5 \leq \lambda_5 \leq 0.5$ , with  $m_{h_2^+} = 80$  GeV and different values of  $m_{h_3^+}$ . Notice that we explicitly trace the most accurate available experimental data for the two photon process, and we discard to trace the currently rough upper limits reported for the photon and  $Z$  process. In Fig. 5(a), we present  $m_{h_3^+} = 25$  GeV and it can be seen that mainly positive values of  $\lambda_5$  satisfy the experimental data for  $R_{\gamma\gamma}$ , but, as commented before, ATLAS [29] has excluded a mass below 79 GeV for charged scalars. In the Figs. 5 (a), 5 (b), and 5 (c) the values  $m_{h_3^+} = 80, 160$  and  $320$  GeV were respectively considered, and the best fits within the allowed experimental region are for the negative values of  $\lambda_5$ .

The Fig. 6 shows the correlation as function of the  $80 \leq m_{h_2^+} \leq 500$  GeV, considering  $\lambda_5 = \pm 0.4$  and different values of  $m_{h_3^+}$ . In Fig. 6(a) the scenario  $m_{h_3^+} = 25$  GeV is essentially incompatible with the allowed region. In Fig. 6(b), Fig. 6(c), and Fig. 6(d) we work with respective scenarios  $m_{h_3^+} = 80, 160$  and  $320$  GeV, respectively, the curve for  $R_{\gamma\gamma}$  fits entirely when considering  $\lambda_5 = -0.4$ .

The Fig. 7 shows the correlation as function of  $80 \leq m_{h_2^+} \leq 500$  GeV, with  $\lambda_5 = \pm 0.4$ , but here  $m_{h_3^+}$  maintains a proportionality with  $m_{h_2^+}$ . In 7(a) the degenerate case  $m_{h_3^+} = m_{h_2^+}$  is considered. In 7(b)  $m_{h_3^+} = 2m_{h_2^+}$ , and in 7(c)  $m_{h_3^+} = 4m_{h_2^+}$ . Once more, it can be appreciated that a negative value  $\lambda_5 = -0.4$  is completely constrained to the experimental allowed region, and a heavier  $m_{h_2^+}$  is the closer to the SM prediction, or, in other words, the charged scalars decouple.

The Fig. 8 presents a contour plot of  $R_{\gamma\gamma}$  and  $R_{\gamma Z}$  as function of  $m_{h_{2,3}^+} \geq 80$  GeV. In Fig. 8(a) with  $\lambda_5 = -0.4$  is favored an enhancement and in Fig. 8(b) with  $\lambda_5 = 0.4$  a deficit occurs. More specifically here we have the opportunity to appreciate in a same plot the behavior of both processes, and is clear that  $R_{\gamma\gamma}$  is more sensitive to the parameters than  $R_{\gamma Z}$ , whether  $\lambda_5$  has positive or negative value. Or, in other words, the impact of the parameters  $m_{h_{2,3}^+}$  and  $\lambda_5$  on  $R_{\gamma Z}$  is always less important than in  $R_{\gamma\gamma}$ .

## V. CONCLUSIONS

In this work we have considered the SM-like Higgs scalar decaying in  $\gamma\gamma$  and  $\gamma Z$  in the context of the IDMS<sub>3</sub> model. Both decays may have ratios  $R_{\gamma\gamma}$  and  $R_{\gamma Z}$  that can be enhanced or suppressed compared to the values predicted by SM. It can be noted that the signal of the  $\lambda_5$  parameter is the most responsible for this positive or negative enhancement. The shape and behaviour of both curve are very similar, and difference of them is induced by the massive particle in the decay  $h \rightarrow \gamma Z$ . It is expected that the latter process is less sensitive to the common parameters  $\lambda_5$  and  $m_{h_3^+}$ . Otherwise, if future results show a deviation up to one order of magnitude for the photon and  $Z$  channel compared to SM prediction, it could be due to new physics effects or an invitation to revisit the status

of the SM. The lower value for  $m_{h_3^+}$  was obtained from the limit established for  $Z \rightarrow inv$  decay. Thus, our parameters are safe by considering this limit. We would like to stress that in the present model both charged scalars  $h_{2,3}^+$  do not couple to fermions. The lower limit obtained by LEP and LHC does not apply in this case. However, we use  $m_{h_2^+} > 79$  GeV from ATLAS [29].

Working with a fixed  $m_{h_3^+}$  and varying  $\lambda_5$ , both ratios behave very similar, but notice that the reported upper limit for  $R_{\gamma Z}$  is too high to be reached with the chosen parameters. On the other hand, the predicted value for  $R_{\gamma\gamma}$  is reached with our parameter choice. We have chosen  $\lambda_5 \in [-0.4, +0.4]$  due to consistence with the results of Ref. [20] where we had shown that this model can accommodate dark matter candidates. But we have verified that larger values of  $|\lambda_5|$  do not change appreciably the results above.

Regarding the signal of the  $\lambda_5$  parameter, we would like to call the attention to a similar analysis that had been done in the context of a general three Higgs doublets with  $S_3$  symmetry, but without inert doublets in Ref. [23]. In this case, both decays only have a suppression compared to the SM value:  $R_{\gamma\gamma} \in [0.42, 0.80]$  and  $R_{\gamma Z} \in [0.73, 0.93]$ . The difference between our analysis and the one of Ref. [23] is that in our case the  $\mu_d^2$  parameter does not contribute to the spontaneous symmetry breaking. In this case, the masses of the scalars are not limited by  $v_{SM}^2$  and by  $\lambda$ 's of the scalar potentials. This allows positive and negative values for  $\lambda_5$ , whereas in [23] the respective parameters is always negative. See the Eq. (46) in the latter reference. Our analysis is congruent with theirs when  $\lambda_5$  is positive. An earlier analysis, also about the parameter space of both ratios in the IDM model, can be found in [22].

### Acknowledgments

ACBM thanks CAPES for financial support. ECFSF and JM thanks to FAPESP under the respective processes number 2011/21945-8 and 2013/09173-5 for financial support. VP thanks to CNPq for partial support.

- 
- [1] G. Aad *et al.* [ATLAS Collaboration], arXiv:1307.1432 [hep-ex]; G. Aad *et al.* [ATLAS Collaboration]: ATLAS-CONF-2013-040.
  - [2] S. Chatrchyan *et al.* [CMS Collaboration], Phys. Rev. Lett. **110**, 081803 (2013) [arXiv:1212.6639 [hep-ex]]; CMS-PAS-HIG-13-002.
  - [3] G. Aad *et al.* [ATLAS Collaboration], Phys. Lett. B **716**, 1 (2012) [arXiv:1207.7214 [hep-ex]].
  - [4] S. Chatrchyan *et al.* [CMS Collaboration], Phys. Lett. B **716**, 30 (2012) [arXiv:1207.7235 [hep-ex]].
  - [5] The ATLAS collaboration, ATLAS-CONF-2014-009.
  - [6] V. Khachatryan *et al.* [CMS Collaboration], arXiv:1407.0558 [hep-ex].
  - [7] G. Aad *et al.* [ATLAS Collaboration], Phys. Lett. B **732**, 8 (2014) [arXiv:1402.3051 [hep-ex]].
  - [8] S. Chatrchyan *et al.* [CMS Collaboration], Phys. Lett. B **726**, 587 (2013) [arXiv:1307.5515 [hep-ex]].
  - [9] M. Gustafsson, S. Rydbeck, L. Lopez-Honorez and E. Lundstrom, Phys. Rev. D **86**, 075019 (2012) [arXiv:1206.6316 [hep-ph]].
  - [10] A. Goudelis, B. Herrmann and O. Stål, JHEP **1309**, 106 (2013) [arXiv:1303.3010 [hep-ph]].
  - [11] L. Lopez Honorez and C. E. Yaguna, JCAP **1101** (2011) 002 [arXiv:1011.1411 [hep-ph]].
  - [12] L. Lopez Honorez, E. Nezri, J. F. Oliver and M. H. G. Tytgat, JCAP **0702**, 028 (2007) [hep-ph/0612275];
  - [13] T. Hambye and M. H. G. Tytgat, Phys. Lett. B **659**, 651 (2008) [arXiv:0707.0633 [hep-ph]].
  - [14] A. Arhrib, R. Benbrik and N. Gaur, Phys. Rev. D **85**, 095021 (2012) [arXiv:1201.2644 [hep-ph]].
  - [15] B. Swiezewska and M. Krawczyk, Phys. Rev. D **88**, 035019 (2013) [arXiv:1212.4100 [hep-ph]]; arXiv:1305.7356 [hep-ph].
  - [16] E. Lundstrom, M. Gustafsson and J. Edsjo, Phys. Rev. D **79**, 035013 (2009) [arXiv:0810.3924 [hep-ph]].
  - [17] Q. -H. Cao, E. Ma and G. Rajasekaran, Phys. Rev. D **76**, 095011 (2007) [arXiv:0708.2939 [hep-ph]].
  - [18] E. Dolle, X. Miao, S. Su and B. Thomas, Phys. Rev. D **81**, 035003 (2010) [arXiv:0909.3094 [hep-ph]].
  - [19] R. Barbieri, L. J. Hall and V. S. Rychkov, Phys. Rev. D **74**, 015007 (2006) [hep-ph/0603188].
  - [20] E. C. F. S. Fortes, A. C. B. Machado, J. Montaño and V. Pleitez, arXiv:1407.4749 [hep-ph].
  - [21] C. -S. Chen, C. -Q. Geng, D. Huang and L. -H. Tsai, Phys. Rev. D **87**, 075019 (2013) [arXiv:1301.4694 [hep-ph]].
  - [22] M. Krawczyk, D. Sokołowska, P. Swaczyna and B. Świeżewska, Acta Phys. Polon. B **44**, no. 11, 2163 (2013) [arXiv:1309.7880 [hep-ph]].
  - [23] D. Das and U. K. Dey, Phys. Rev. D **89**, 095025 (2014) [arXiv:1404.2491 [hep-ph]].
  - [24] H. Cardenas, A. C. B. Machado, V. Pleitez and J. -A. Rodriguez, Phys. Lett. B **87**, 88 (2013) [arXiv:1212.1665 [hep-ex]].
  - [25] A. C. B. Machado and V. Pleitez, arXiv:1205.0995 [hep-ph].
  - [26] A. Djouadi, Phys. Rept. **457**, 1 (2008) [hep-ph/0503172].
  - [27] A. Djouadi, Phys. Rept. **459**, 1 (2008) [hep-ph/0503173].
  - [28] G. Abbiendi *et al.* [ALEPH and DELPHI and L3 and OPAL and LEP Collaborations], Eur. Phys. J. C **73**, 2463 (2013) [arXiv:1301.6065 [hep-ex]].

- [29] G. Aad *et al.* [ATLAS Collaboration], Eur. Phys. J. C **73**, 2465 (2013) [arXiv:1302.3694 [hep-ex]].



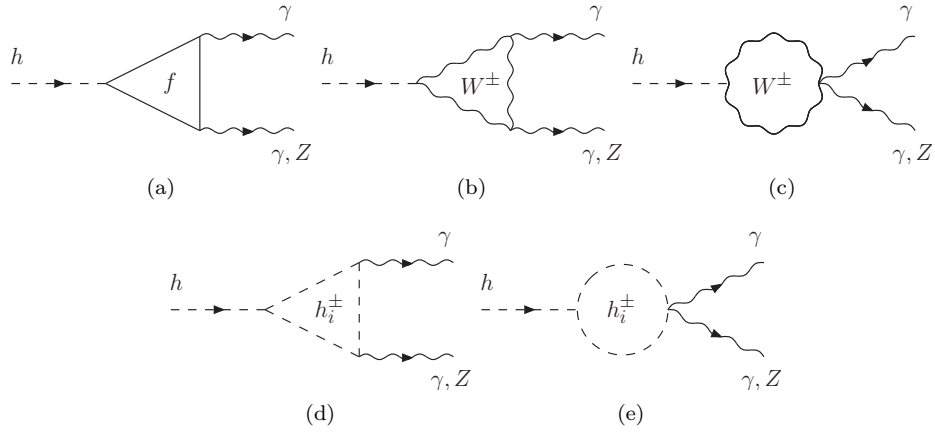
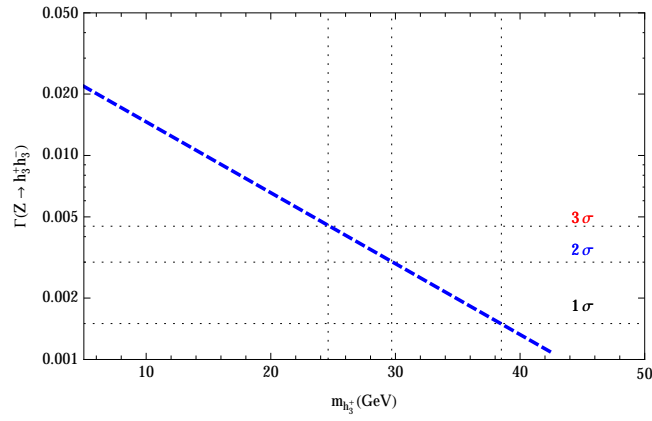
FIG. 1: Decays  $h \rightarrow \gamma\gamma, \gamma Z$ .

FIG. 2:  $Z$  invisible decay width as a function of the charged scalar  $h_3^+$  mass. Imposing the error of the current value for the invisible decay as the allowed limit for the decay width we obtain a lower limit for the charged mass of 25 GeV.

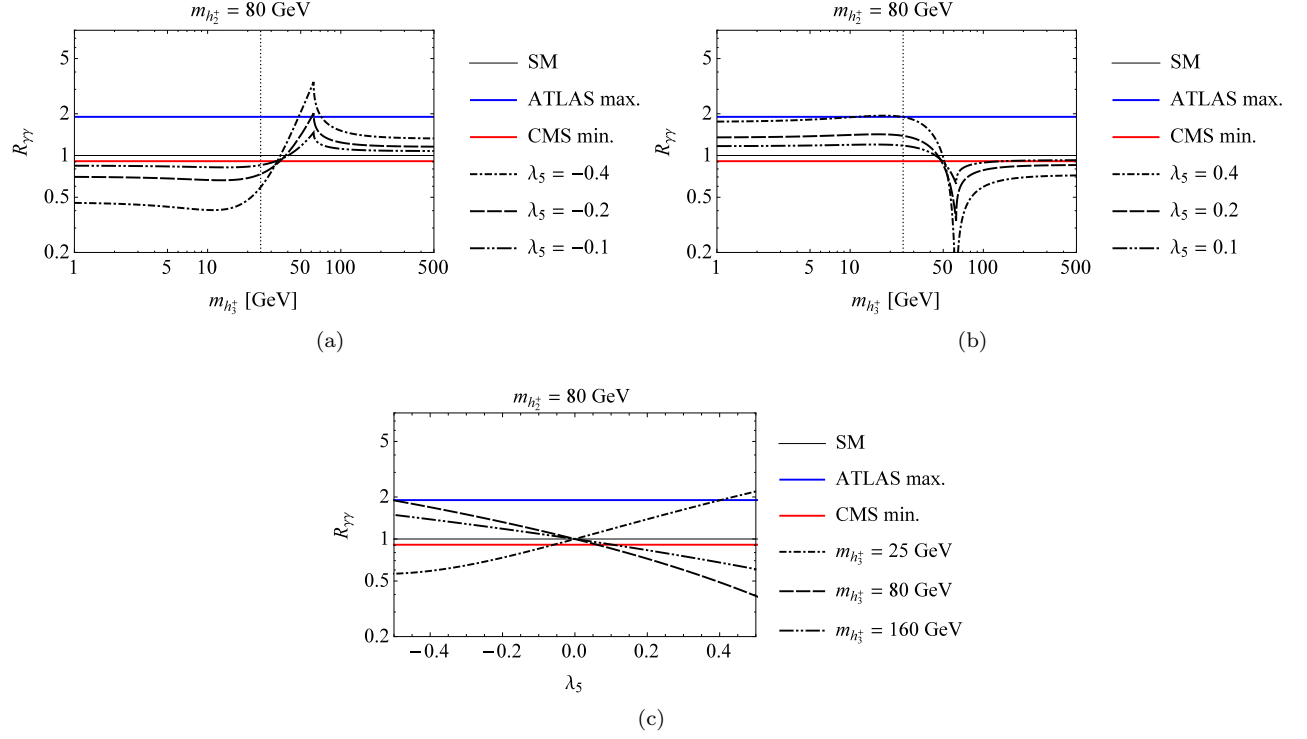


FIG. 3:  $R_{\gamma\gamma}$  for  $m_{h_2^+} = 80$  GeV fixed. In (a) and (b) consider  $R_{\gamma\gamma}$  as function of  $m_{h_3^+}$ , but in (a)  $\lambda_5$  is positive and in (b) is negative. In (c)  $R_{\gamma\gamma}$  is presented as function of  $-0.4 \leq \lambda_5 \leq 0.4$  and different values of  $m_{h_3^+}$  are chosen.

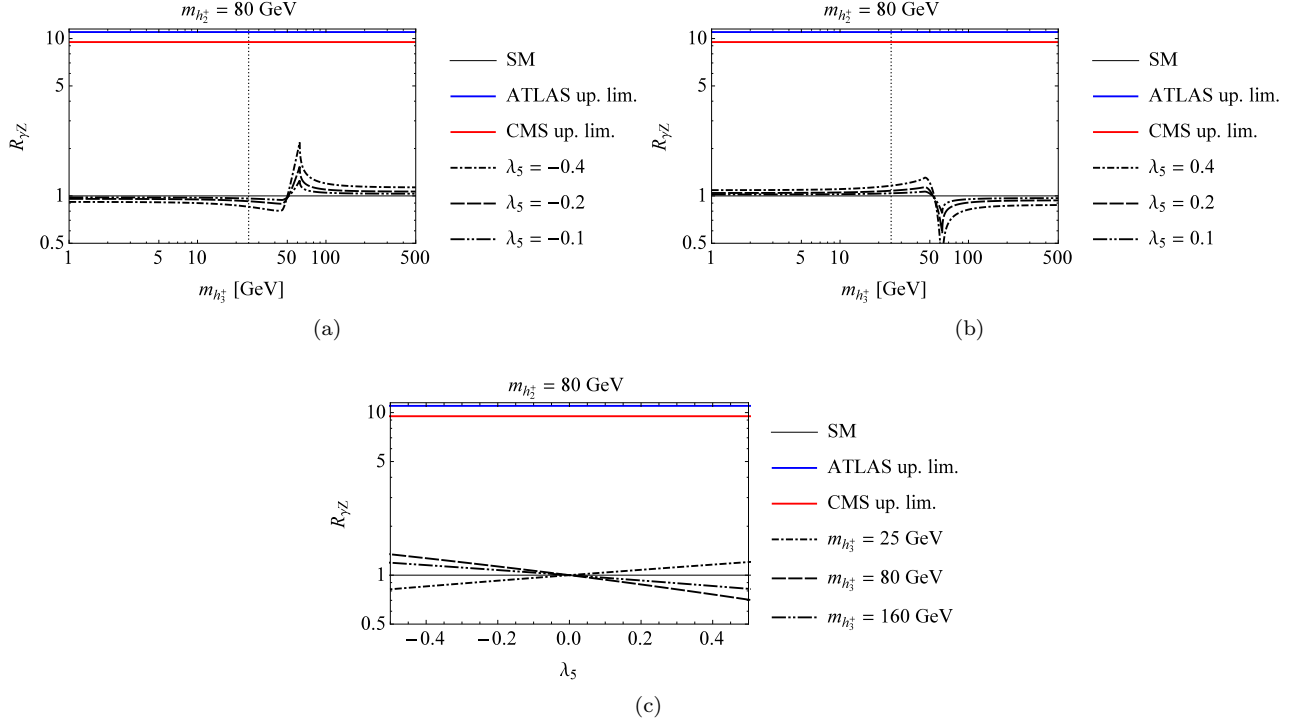


FIG. 4:  $R_{\gamma Z}$  for  $m_{h_2^+} = 80$  GeV fixed. In (a) and (b) consider  $R_{\gamma Z}$  as function of  $1 \leq m_{h_3^+} \leq 500$  GeV, but in (a)  $\lambda_5$  is positive and in (b) is negative. In (c)  $R_{\gamma Z}$  is presented as function of  $-0.4 \leq \lambda_5 \leq 0.4$  and different values of  $m_{h_3^+}$  are chosen.

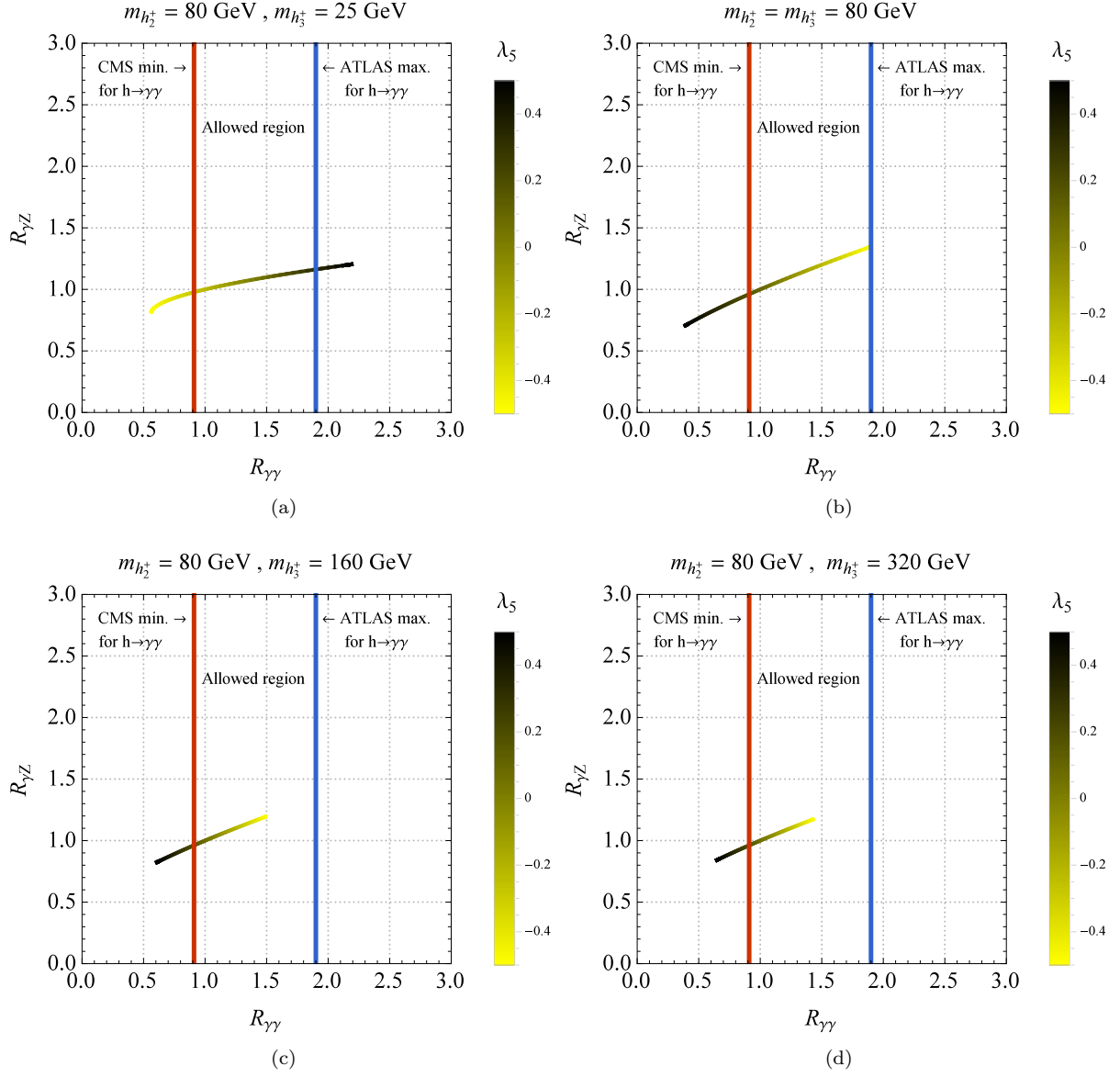


FIG. 5: Correlation between  $R_{\gamma\gamma}$  and  $R_{\gamma Z}$  as function of  $-0.5 \leq \lambda_5 \leq 0.5$ , with  $m_{h_2^+} = 80 \text{ GeV}$  and various values of  $m_{h_3^+}$ .

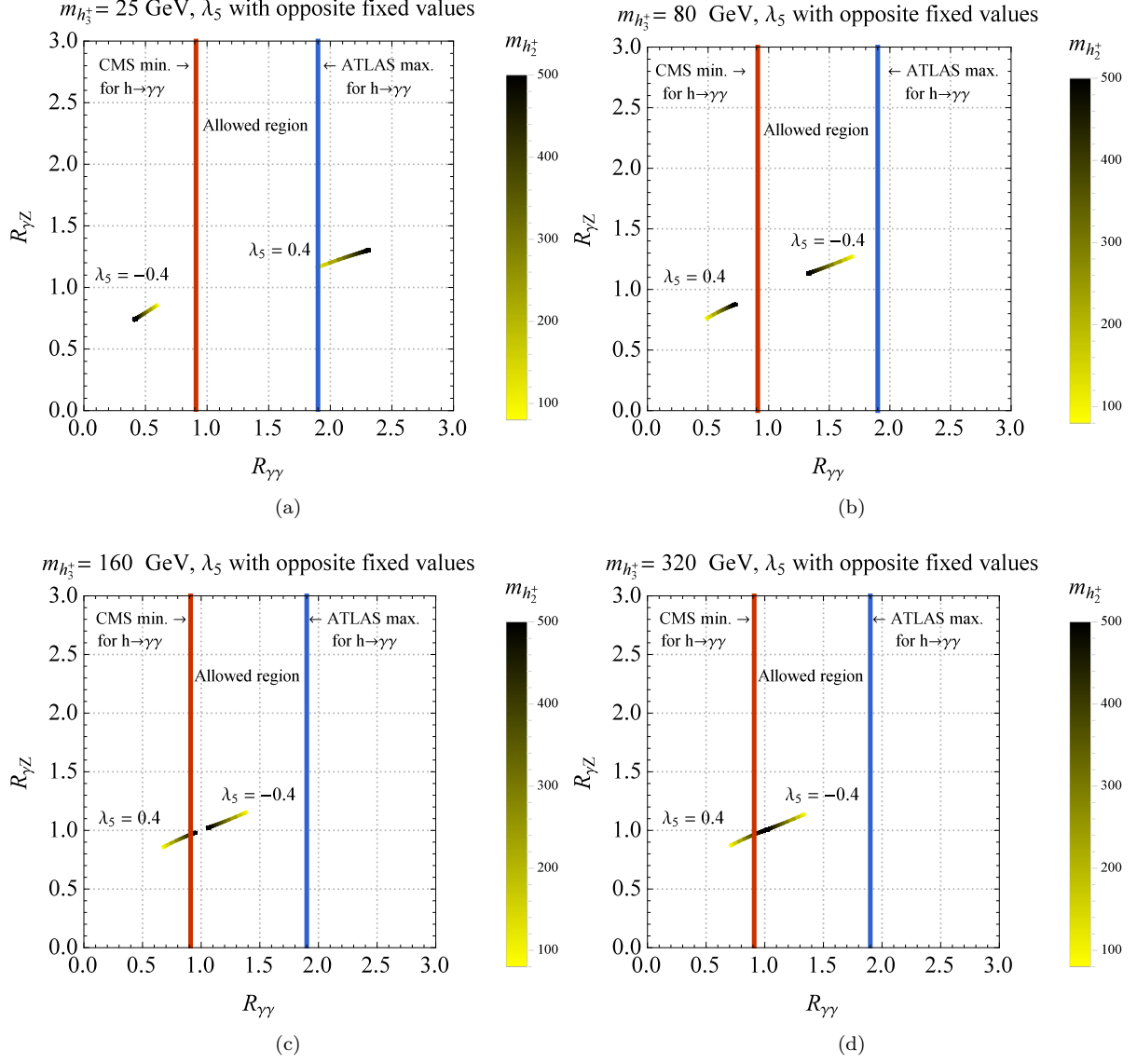


FIG. 6: Correlation between  $R_{\gamma\gamma}$  and  $R_{\gamma Z}$  as function of  $m_{h_2^+}$ , in the range  $80 \text{ GeV} \leq m_{h_2^+} \leq 500 \text{ GeV}$ , with  $\lambda_5 = \pm 0.4$  and different cases of  $m_{h_3^+}$ .

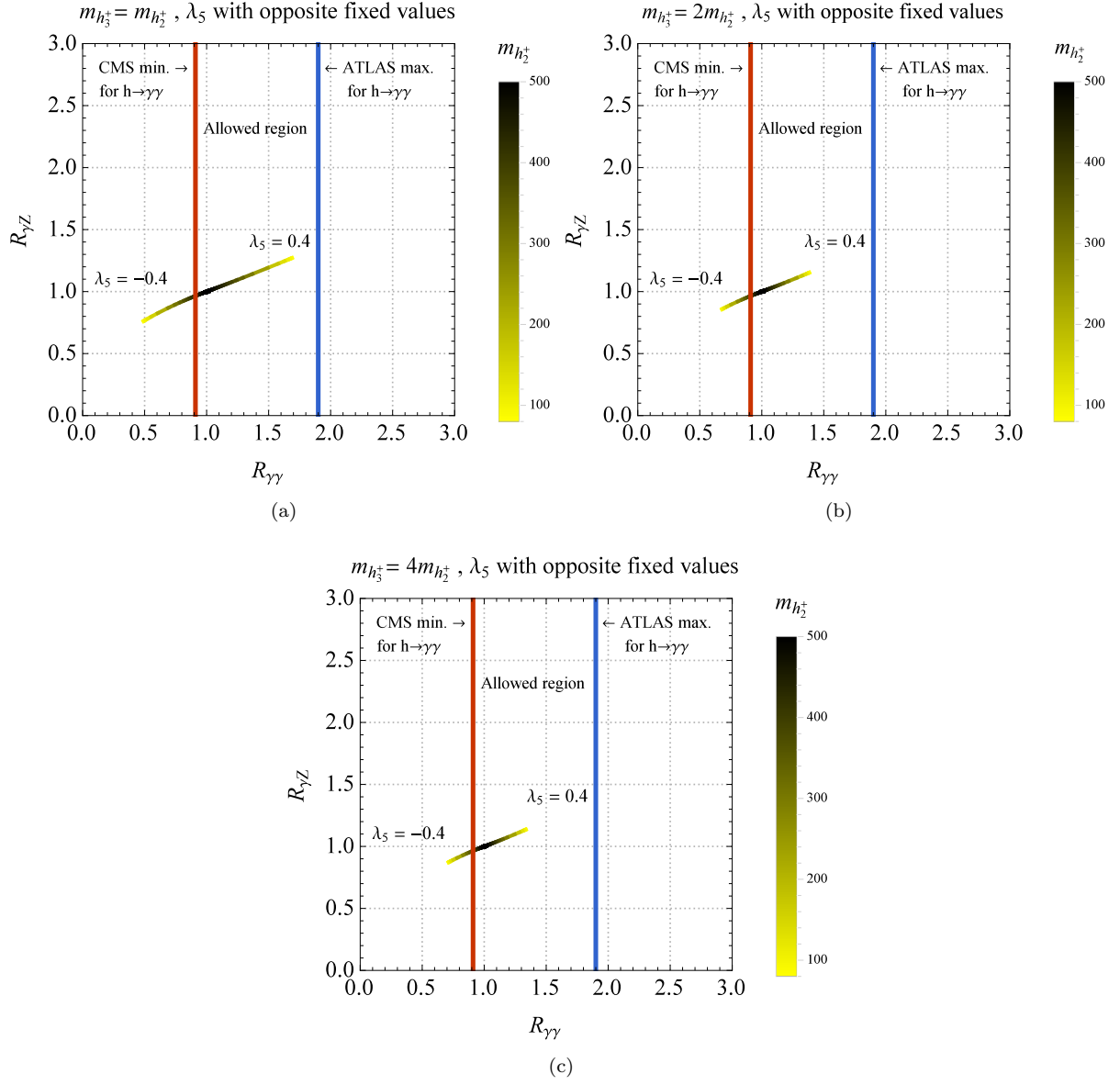


FIG. 7: Correlation between  $R_{\gamma\gamma}$  and  $R_{\gamma Z}$  as function of  $m_{h_2^+}$ , in the range  $80 \text{ GeV} \leq m_{h_2^+} \leq 500 \text{ GeV}$ , in cases where  $m_{h_2^+} \propto m_{h_3^+}$ , with  $\lambda_5 = \pm 0.4$ .

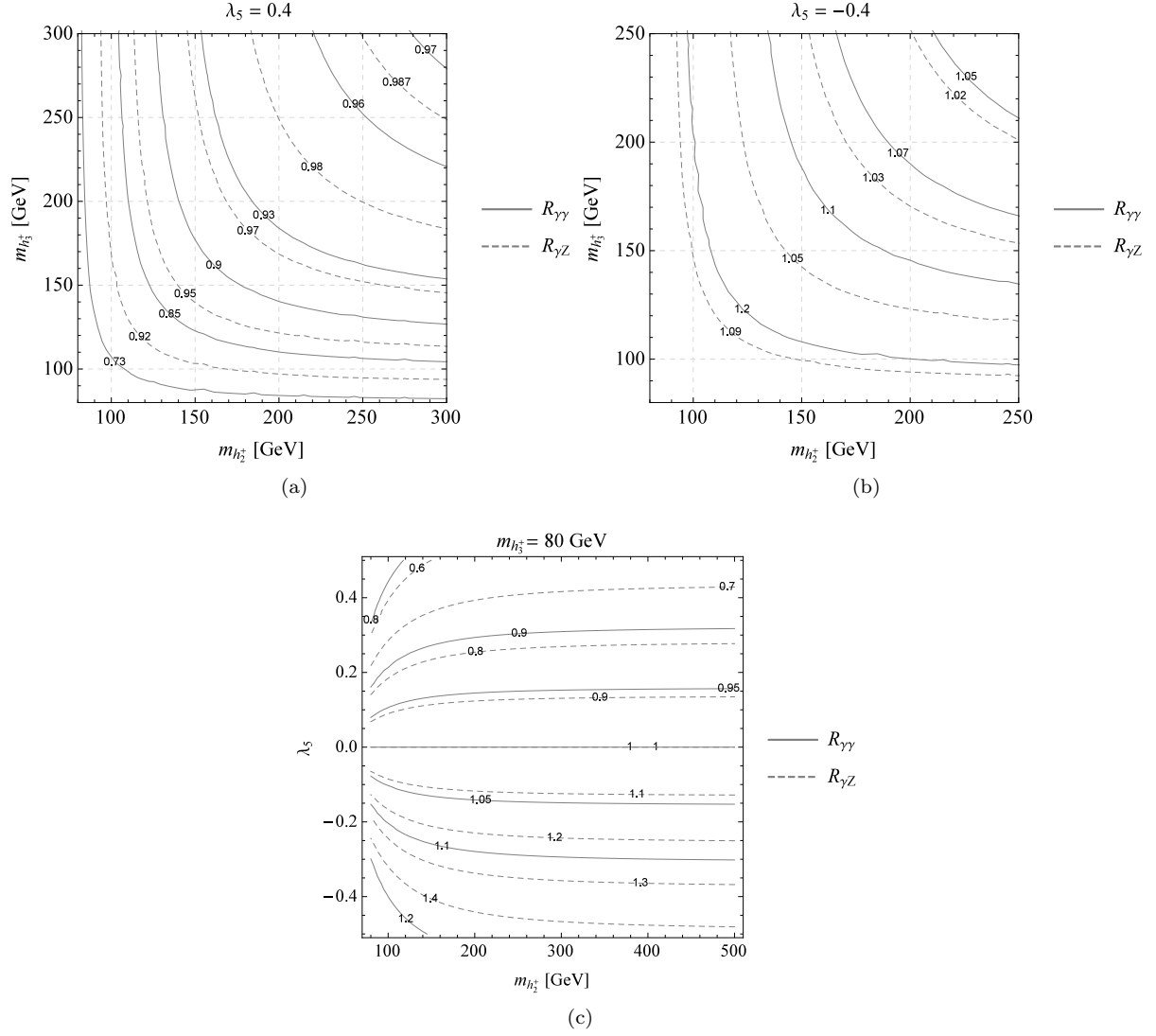


FIG. 8:  $R_{\gamma\gamma}$  and  $R_{\gamma Z}$ , in (a) and (b) as function of  $m_{h_{2,3}^+} \geq 80$  GeV with  $\lambda_5 = \pm 0.4$ , and in (c) as function of  $m_{h_{2,3}^+} \geq 80$ ,  $-0.4 \leq \lambda_5 \leq 0.4$  with  $m_{h_3^+} = 80$  GeV.