

The forager walk

Laila D. Kazimierski, Guillermo Abramson, and Marcelo N. Kuperman

*Consejo Nacional de Investigaciones Científicas y Técnicas
Centro Atómico Bariloche (CNEA) and Instituto Balseiro, R8400AGP Bariloche, Argentina.*

We present a model for a random walk with memory, phenomenologically inspired in a biological system. The walker has the capacity to remember the time of the last visit to each site and the step taken from there. This memory affects the behaviour of the walker each time it reaches an already visited site modulating the probability of repeating previous moves. This probability increases with the time elapsed from the last visit. A biological analog of the walker is a frugivore, with the lattice sites representing plants. The memory effect can be associated with the time needed by plants to recover its fruit load. We propose two different strategies, conservative and explorative, as well as intermediate cases, leading to non intuitive interesting results, such as the emergence of cycles.

The movement of animals in search for food, refugia or other resources is nowadays the subject of active research trying to unveil the mechanisms that give rise to a wide family of related complex patterns. In particular, physicists find in these a fruitful field to explore reaction-diffusion mechanisms [1, 2], to apply the formalism of stochastic differential equations [3–5] and to perform simulations based on random walks [6–8].

One of the key aspects of this phenomenon is the feedback interaction between the individual and the environment [9]. These interactions may involve intra and inter specific competition that, together with previous experience [10, 11] and the search for resources, drive the displacement of the individuals. In particular, when animals move around in order to collect food from patches of renewable resources, their trajectories depend strongly on the spatial arrangement of such patches [12]. This observation has motivated a large collection of studies focused on finding optimal search strategies under different assumptions of animal perception and memory [13, 14]. Still, there is a shortage of works dedicated to the unveiling and characterization of the underlying weave of causes and effects behind the emergent patterns. How do these emerge as the result of the interaction between the behavior of an organism and the spatial structure of the environment? Another open question is linked to the emergence of home ranges. Many species perform bounded explorations around their refugia, even though the available space and resources extend far beyond. There are several hypothesis that try to explain this phenomenon, which could be only an emergent behaviour associated to very simple causes [15].

In this context, the venerable symmetrical random walk has been the subject of many studies, with a large collection of applications and characterizations. It has been generalized to include aspects beyond the simple walker capable of only uncorrelated short-range steps. Just to focus on what we want to present here, let us restrict the examples to random walks on discrete lattices where the walker can gather information to build up a history. One such case is the self avoiding walk (SAW), where the walker builds up its trajectory by avoiding

to step onto an already visited site [16, 17]. A characteristic result corresponding to the walker running into a site with all its neighboring sites already visited and is blocked. The converse case occurs when the walker prefers earliest visited sites.

Previous works have shown that introducing long-range correlations into a random walk may lead to non trivial effects translated into drastic changes in the asymptotic behavior. The usual diffusive dynamics can evolve into subdiffusive, superdiffusive or persistent. Such random walks with long-range memory have been extensively studied in recent years [18–23].

In [24–26] the authors introduce a self attracting walk where the walker jumps to the nearest neighbor according to a probability that increases when a given site has already been visited. This behavior can be associated to a memory. This work was generalized with the inclusion of an enhancement of this memory with the frequency of visits, but also with a degradation of this memory with time [27].

In this work we propose a random walk with a specific memory that induces local correlations at long times. The rationale for this model is to mimic the movement of a foraging animal, e.g. a frugivore, going from one plant to another in order to feed. We show that the emergence of looped walks, that can be associated with home ranges, can be promoted by very rudimentary capacities of the individual together with a natural dynamics of the environment.

We present here a simple model, inspired in the activity of frugivores. The proximity of a plant is not enough to make it attractive for a future visit: the plant must also have a visible and interesting load of fruit. As a simplification of the real situation we consider that the animal eats all the available ripe fruit in the visited plant and leaves. The plant, once visited, needs some time to recover its fruit load.

Let us say that a walker moving in such a substrate has an unlimited memory, allowing it to remember the time of visit of every site and the step taken from there. When visiting a recovered plant the animal will consider it a success and repeat the step taken from there, “re-

membering” its previous visit. When returning to a plant before its recovery the walker takes a random step.

Besides this, imagine two possible strategies for the *update* of the memory, the details of which will be given below. A *conservative* walker will keep in memory the time in which the visit to that site was successful and the step taken on that occasion. An *exploring* walker, instead, will update the memory of the visit to the current time and the step to the randomly chosen one. Between these two strategies there might be intermediate ones, all which will be explored below.

The rules of the walk can be summarized as follows:

- When visiting a new site, take a random step in either of the four directions. Store in memory the time of visit t_v and the step.
- When returning at time t to a site previously visited at time t_v :
 1. With probability $p_r(t - t_v)$ repeat the step stored in the memory. Update the visit time stored in the memory.
 2. With probability $1 - p_r(t - t_v)$ take a random step and:
 - (a) With probability ρ , update in memory the time of visit and the step taken.
 - (b) With probability $1 - \rho$, keep the memory unmodified.

The probability distribution used to repeat the step taken in the previous visit is used to model the replenishment of the fruit mentioned above. It can be simply a Heaviside step function $p_r(t - t_v) = \theta(t - t_v - \tau)$, where τ is a parameter representing the recovery time of the plants. It is equivalent to the memory of the *elephant walk* [19], but used in a different way. Contrary to the usual memory that makes the probability of revisiting a site fade out with time, here we are considering a probability of revisiting a site that increases with time. In such a case the walker will always repeat it’s step when returning after τ steps, and always take a random step when returning earlier. This strict condition can be relaxed by modelling p_r with a smooth step function characterized by a further parameter. In the results shown below only the Heaviside step distribution will be used, since no significant differences were found when using a smooth distribution. In such a case, the walks are characterized by two parameters, τ and ρ , that will be used as control parameters in the discussion below.

Our results show the emergence of closed circuits in non trivial ways. To characterize the behavior of these we analyze both the duration of the transient elapsed until the walker enters the closed circuit, as well as the length of such cycles. The results presented below correspond to mean values taken over 10^3 - 10^4 realizations, on a lattice large enough to avoid that the walker reaches the borders.

The simulations were done for 10^5 and 10^6 time steps, showing non significant dependence between them.

One of most revealing features of any sort of walk, be this random, self avoiding, self attracting, etc. is its mean square displacement (MSD). The behavior of the MSD in the present model shows rather interesting features. Figure 1 displays the MSD as a function of time for a range of values of ρ , from 0 to 1, and for $\tau = 20$. Recalling that ρ is the probability that the walker updates the information, stored in its memory, regarding the time of visit to a site and the step taken from there, we associate $\rho = 1$ with the *exploring* behavior and $\rho = 0$ with the *conservative* one. We observe that for $\rho = 0$ the behavior is clearly diffusive, while for $\rho = 1$ the MSD reaches a plateau indicating that the walker remains trapped in a bounded region. Contrary to the intuitive guess, this shows that it is the exploring behavior the one which allows the walker to find closed circuits more easily, while the conservative behavior leads to a diffusive walk. Intermediate values of ρ generate intermediate behaviors. We have analyzed the model for values of τ ranging from 5 to 150, finding analogous results for all of them.

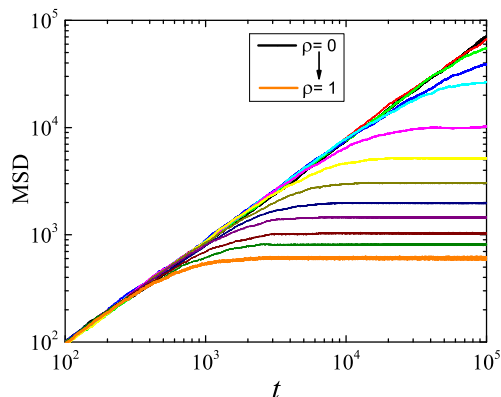


FIG. 1. Mean square displacement vs. time for probability $\rho = 0$ (black), $\rho = 1$ (orange) and intermediate values, and corresponding to recovery time of the plants $\tau = 20$. Simulations performed in a square lattice of 5000×5000 sites, 10^5 time steps and 10^3 realizations. (Color on line.)

These results rise several questions. In the first place, how does the emergence of cycles depend on each parameter? In other words, is there a way to combine τ and ρ to make the walker enter into longer cycles, or find them faster? The latter is related to the length of the transient regime, i.e. the time spent until the walker enters the cycle.

Even though all two-dimensional walks (including the case $\rho = 0$) eventually return to a site in a condition that allows the settling of a cycle, the time necessary to fulfill this condition can vary greatly depending on the control parameters. As a result of this, after a fixed number of

steps only a fraction of the walkers are able to do so. In the following we proceed to characterize the statistical behavior of these walkers by measuring several relevant quantities.

Let us start with Fig. 2, showing a contour diagram representing the fraction of realizations that end in a cycle, as a function of the parameters ρ and τ . We observe that this fraction increases both for decreasing τ as well as for increasing ρ . Consistently, mapping this situation to the biological scenario, when plants take too long to recover (larger values of τ), or when the foragers are not exploring enough (too small ρ), there is no formation of home ranges.

Another informative aspect of the walks that needs characterization is the length of the cycles. A priori we know that τ is the greatest lower bound (infimum) for the average cycle length. This average is shown in Fig. 3. We can conclude that the mean length of the cycles is very close to this bound for all parameters sets, showing a very weak dependence on ρ for the largest values of τ , undoubtedly due to the undersampling arising from the finite simulation runs. Observe, nevertheless, the wedge shaped region of very conservative walkers that never find a cycle, which grows with the recovering parameter τ .

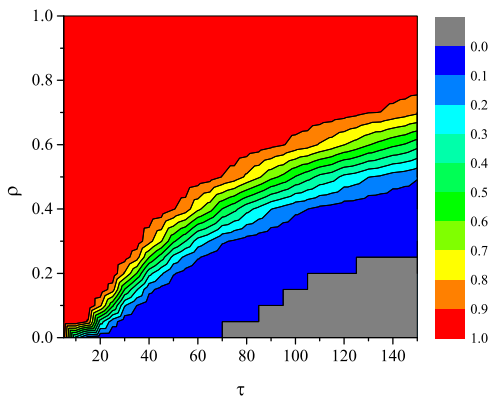


FIG. 2. Contour plot of the fraction of realizations that end in a cycle, as a function of parameters ρ and τ . Simulations performed in a square lattice of 5000×5000 sites, 10^5 time steps and 10^4 realizations. The grey region corresponds to realizations that do not end in cycles due to finite observation time.

The transient behavior of the system until the cycle is reached is also a matter of interest. Figure 4 shows a diagram of the average transient length as a function of ρ and τ . The combination of values of τ and ρ that minimizes the length of the cycle matches the values when cycle finding is optimal (Fig. 2). Besides, as observed in Figs. 2 and 3, the probability ρ must be high enough to allow the walker to find a cycle.

Let us now focus on the extreme cases of $\rho = 0$ and

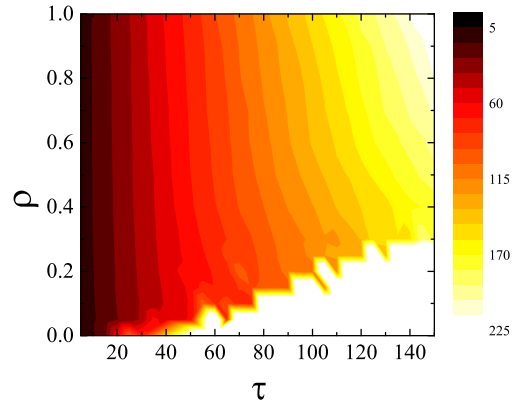


FIG. 3. Contour plot of the mean cycle length as a function of ρ and τ . Simulations performed in a square lattice of 5000×5000 sites, 10^5 time steps and 10^4 realizations.

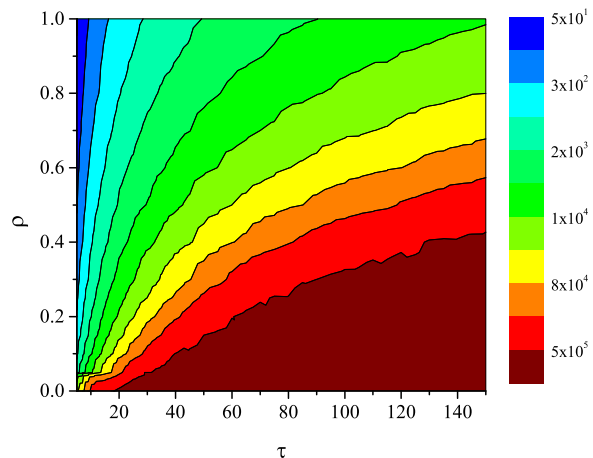


FIG. 4. Contour plot of the mean transient length as a function of parameters ρ and τ . The color scale is logarithmic. Simulations performed in a square lattice of $10^4 \times 10^4$ sites, 10^6 time steps.

$\rho = 1$. When $\rho = 0$ we found that the behavior is diffusive for all values of τ , so that $\langle x^2 \rangle = D(\tau)t$. As shown in Fig. 5, $D(\tau)$ depends on τ approaching 1 from below as τ increases. On the other hand, perfect explorers—those with $\rho = 1$ —always find a cycle. We have found a very precise quadratic relationship between the average length of the transient depending on τ , as shown in Fig. 6.

To summarize, we see that the transient regime is longer as the value of τ is larger, i.e., for short recovery times, the walker finds a cycle easier (and faster). If τ is very large, it may happen that the walker returns successive times to the same site earlier than τ , and randomly choose the next step, losing the possibility of repeating

the last steps and thus entering a cycle.

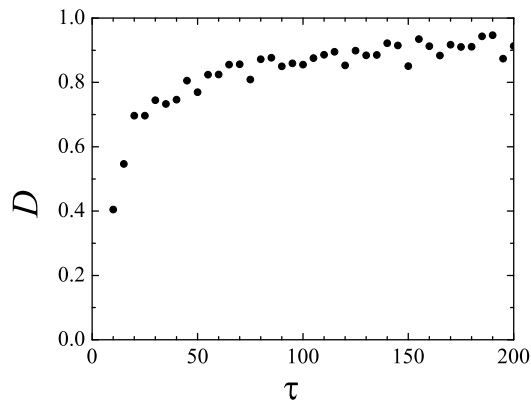


FIG. 5. Diffusion coefficient of the $\rho = 0$ case (slope of the average MSD curves for each value of τ). Forty uniformly distributed values of τ were considered between 5 and 200.

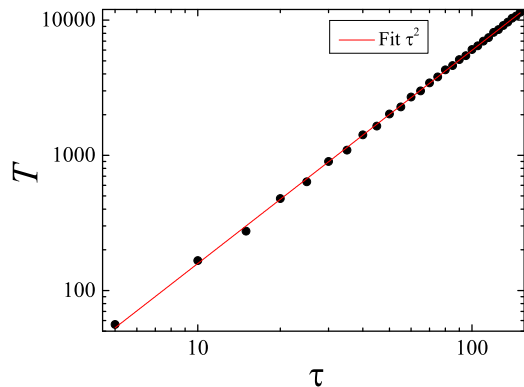


FIG. 6. Average duration of the transient, T , for uniformly distributed values of τ between 5 and 200 with $\rho = 1$. The points represent measured values, and the line is a fit showing the quadratic dependence with τ .

Observe that the exploring walker is the one that continuously updates the stored information. An intuitive guess of the resulting dynamics, analyzed in terms of the intensity of exploring activity of the individual, may lead us to think that such walker would have a higher difficulty in establishing a walking pattern and finding a closed circuit. On the contrary, for those who maintain the stored information (the conservative walker), finding an optimal closed circuit would be a relatively simple task. However, our results show that this intuition is wrong.

Relevant insight on the mechanisms that give rise to the observed behavior of the forager walk can be obtained from well known results of conventional random walks. A random walk in one and two dimensions is recurrent,

i.e. the probability that the random walker eventually returns to the starting site is 1. (In higher dimensions, the random walk is transient, the former probability being less than 1 [28].) So, in principle, for any value of τ and $\rho = 0$ the forager walk eventually ends up in a cycle. However, this asymptotic behavior of the system may not be the most relevant one in many contexts. In the biological scenario, for example, one would be interested in the possibility of finding cycles in relatively short times.

Our results can be explained by considering the so called *Polya problem* or first return time. The probability that a simple random walk in one dimension returns to a given site after $2n$ steps can be straightforwardly computed to be

$$\binom{2n}{n} 2^{-2n}, \quad (1)$$

since $\binom{2n}{n}$ is the number of paths with n right steps and n left steps. Correspondingly, the probability of first return at time $2n$ for an infinite line is

$$\binom{2n}{n} \frac{1}{(2n-1)2^{2n}}. \quad (2)$$

In two dimensions the probability that a simple random walk returns to a given site after $2n$ steps is the square of the previous probability [28]. The reason of this is that a simple random in two dimensions can be projected into two independent one-dimensional walks on the x and y axes. The probability given by Eq. (2) asymptotically decays as $n^{-3/2}$, indicating that returning to the initial site is increasingly improbable with the elapsed time. The forager walk can be interpreted in the following way. Until the moment that the walker gets trapped in a cycle, it performs a random walk. Afterwards, the behavior is deterministic. That very moment corresponds to the first time a cycle is completed, so it is a return to the initial step of the cycle after $\tau_c \geq \tau$ time steps, where τ_c is the period of the cycle of an individual realization for a given choice of τ . Let us assume that the transient walk executed up to this first return can be used to estimate a probability analogous to Eq. (2). We can do this from the length of the transient and the fraction of realizations that successfully ended in a cycle. The transient can be thought of as consisting of successive realizations of walks of length τ_c that were *not* successful in returning to the starting point.

Besides, we observe that increasing ρ produces an increase in the probability of finding a cycle. This effect can be understood in the following way. The probability of returning to a given site decreases as the walker moves away. When ρ is small the walker can move increasingly farther away from the stored site, making it rather difficult to return to it and enter a cycle. When ρ is high the foraging walker constantly updates its memory, in a way that it is always relatively close to the most recently

stored site. This increases the probability of returning to it and triggering a cycle.

The results presented here not only reveal the interesting behavior of the so called *frugivore walk* but also contribute to a deeper understanding of the causes underlying the constitution of home ranges as an emergent phenomenon.

This work was supported by grants from ANPCyT (PICT-2011-0790), U. N. de Cuyo (06/C410) and CONICET (PIP 112-20110100310)

-
- [1] Abramson G, Giuggioli L, Parmenter RR, Kenkre VM., J. Theor. Biol. **319**, (2013) 96.
- [2] Fuentes M, Kuperman MN, Kenkre VM Phys. Rev. Lett. **91**, (2003) 158104.
- [3] Okubo A, Levin SA, *Diffusion and Ecological Problems* (Springer, 2002).
- [4] Mikhailov A, Calenbuhr V, *From Cells to Societies* (Springer, 2006).
- [5] Schat CL, Kuperman MN, Wio HS, Math. Biosc. **131**, (1996) 205.
- [6] Viswanathan GM, da Luz MGE, Raposo EP, Stanley, *The Physics of Foraging: An Introduction to Random Searches and Biological Encounters* (Cambridge University Press, 2011).
- [7] Viswanathan GM, Afanasyev V, Buldyrev SV, Murphy EJ, Prince PA, Stanley HE, Nature **381**, (1996) 413.
- [8] Giuggioli L, Sevilla FJ, Kenkre VM, J. Phys. A: Math. Theor. **42**, (2009) 434004.
- [9] Turchin P, *Quantitative Analysis of Movement: Measuring and Modeling Population Redistribution in Animals and Plants* (Sinauer Associates, Sunderland, Massachusetts, USA 1998).
- [10] Nathan R, Proc Natl Acad Sci U S A **105**, (2008) 19050.
- [11] Morales JM, Moorcroft P, Matthiopoulos J, Frair J, Kie J, Powell R, Merrill E, Haydon D, Philos Trans R Soc Lond B Biol Sci **365**, (2010) 2289.
- [12] Ohashi K, Thomson JD, D'Souza D, Behavioral Ecology **18**, (2007) 1.
- [13] Bartumeus F, Catalan J, Fulco UL, Lyra ML, Viswanathan G. M, Phys Rev Lett **88**, (2002) 097901.
- [14] Fronhofer EA, Hovestadt T, Poethke H-J, Oikos **122**, (2013) 857.
- [15] Abramson G, Kuperman MN, Morales JM, Miller JC, Eur. Phys. J. B **87** (2014) 100.
- [16] Flory P, *Principles of Polymer Chemistry*. (Cornell University Press, Ithaca, 1953)
- [17] de Gennes PG, *Scaling Concepts in Polymer Physics* (Cornell University Press, Ithaca, 1979).
- [18] Hod S and Keshet U, Phys. Rev. E **70** (2004), 015104(R)
- [19] Schütz G M and Trimper S, Phys. Rev. E **70**, (2004), 045101.
- [20] Keshet U and Hod S, Phys. Rev. E **72** (2005), 046144.
- [21] Paraaan F N C and Esguerra J P, Phys. Rev. E **74**, (2006) 032101.
- [22] da Silva M A A, Cressoni J C and Viswanathan G M, Physica A **364**, (2006) 70.
- [23] Cressoni J C, da Silva M A A and Viswanathan G M, Phys. Rev. Lett. **98**, (2007) 070603.
- [24] V. B. Sapozhnikov, J. Phys. A **27**, (1994) L151.
- [25] A. Ordemann, G. Berkolaiko, S. Havlin, and A. Bunde, Phys. Rev. E **61**, (2000) R1005.
- [26] A. Ordemann, E. Tomer, G. Berkolaiko, S. Havlin, and A. Bun, Phys. Rev. E **64**, (2001) 046117.
- [27] Z.J. Tan, X. W. Zou, S. Y. Huang, W. Zhang, Z. Z. Jin, Phys. Rev. E **65**, (2002) 041101.
- [28] C. M. Grinstead and J. L. Snell, *Introduction to Probability* (American Mathematical Society, 1997).