

Nuclear force and the EMC effect

Rong Wang^{a,b,c}, Xurong Chen^a

^a Institute of Modern Physics, Chinese Academy of Sciences, Lanzhou 730000, China

^b Lanzhou University, Lanzhou 730000, China

^c University of Chinese Academy of Sciences, Beijing 100049, China

Abstract

A linear correlation is shown quantitatively between the magnitude of the EMC effect measured in electron deep inelastic scattering (DIS) and the nuclear residual strong interaction energy (RSIE) obtained from nuclear binding energy subtracting the Coulomb energy contribution. This phenomenological relationship is used to extract the size of in-medium correction (IMC) effect on deuteron and to predict the EMC slopes $|dR_{EMC}/dx|$ of various nuclei. We further investigate the correlations between RSIE and other quantities which are related to the EMC effect. The observed correlations among RSIE, EMC slope and SRC ratio $R_{2N}N_{total}/N_{np}(^3S_1)$ imply that the local nuclear environment drives the modification of quark distributions.

Keywords: Nuclear force, EMC effect

PACS: 25.30.Fj, 13.60.Hb, 21.10.Dr, 21.30.-x

1. Introduction

The per-nucleon structure function F_2^A measured on a nucleus ($A > 2$) was first reported to be smaller than that measured on deuterium at intermediate x_B ($0.35 < x_B < 0.7$) by European Muon Collaboration in 1983 [1]. This phenomenon is now commonly referred to as the EMC effect, which was completely unexpected before the experiment. The early expectation was that the per-nucleon lepton deep inelastic scattering (DIS) cross sections of heavy nuclei would not differ much from that of deuteron, for the nuclear binding energies are subtle compared to the high energy lepton probes (at GeV energy scale and higher). Anyway, the quark momentum distributions in bound nucleons embedded in nuclei are modified. A lot of theoretical efforts have been made aimed at understanding the underlying physics which alters the quark distributions inside nuclei. Comprehensive reviews of the EMC effect can be found in Refs. [2, 3, 4, 5]. However, there is no generally accepted model for the effect over all A and x_B .

Early experiment at SLAC showed that the EMC effect was logarithmically related to atomic mass number A , or proportional to the average nuclear density [6]. However, recent measurement at JLab found that the assumption that the size of the EMC effect scales with nuclear density breaks down for very light nuclei [7]. It is suggested that the effect scales with the local nuclear environment of the nucleons. Since then, the nuclear dependence of quark distributions has become an important subject to explore the origin of the EMC effect.

Detailed analysis of the nuclear dependence of the EMC effect and short-range correlations (SRC) is presented in Ref. [8], aimed at testing the possible explanations for the correlation between the EMC effect and SRC [9]. It is suggested that the local density explanation [7, 8] is slightly better than the ex-

planation in terms of high virtuality [9, 10] by comparing the fits to EMC slopes versus a_2 and the fits to EMC slopes versus $R_{2N}N_{total}/N_{iso}$. The SRC scaling factor $a_2 = (2/A)\sigma_A/\sigma_d$ is defined as the ratio of per-nucleon inclusive electron scattering cross section on nucleus A to that on deuteron at $Q^2 > 1.4$ (GeV^2/c^2) and $1.5 < x_B < 1.9$ [11]. R_{2N} is similar to a_2 but with the correction for c.m. motion of the correlated pair, which better represents the relative probability of a nucleon being part of a short-range correlation pair [8]. The explanation for the EMC-SRC correlation is still not clear.

As we know, protons and neutrons inside nuclei are bound together with nuclear force. In Quantum Chromodynamics (QCD) theory level, the powerful attractive nuclear force comes from the residual strong interaction of quarks, which resembles the Van der Waals force between molecules. The emergence of nuclear force from QCD theory is a complex phenomenon and depends on the distances being considered. Nonetheless, calculations of interactions among nucleons are starting to be realized from Lattice QCD [12, 13, 14]. The nuclear medium modifies the quark distributions of a nucleon. A related fundamental question is whether the nuclear force plays an important role in the EMC effect.

Role of nuclear binding in the EMC effect is an important and old issue [15, 16]. Usually, the contribution of nuclear binding is believed to be small in the convolution picture [15]. The EMC effect can not be explained by nuclear binding and nucleon Fermi motion alone. Nevertheless, with new correction to the convolution formula, some [16] argue that the nuclear binding effects may be sufficient to explain the EMC effect at intermediate x_B . Recent phenomenological study of the nuclear structure function perfectly describes the EMC slopes and detailed shapes of the EMC effect with a few parameters [17]. In the model, a number of different nuclear effects in-

cluding nuclear shadowing, Fermi motion and binding, nuclear pion excess and off-shell correction to bound nucleon structure functions are considered. The off-shell correction is quantified by the average nucleon separation energy. Interestingly, model calculations including off-shell effect are in agreement with the structure functions for light nuclei [18, 19].

Instead of studying the contribution of nuclear binding to the EMC effect, we try to find out the relation between nuclear force and the EMC effect. In this work, we define nuclear residual strong interaction energy (RSIE) as the energy (mass) loss of nucleons binding together with nucleon-nucleon strong interaction (see Sec. 2). The linear correlation between RSIE and the EMC effect is shown in Sec. 3. In Sec. 4, we investigate the correlations between RSIE and other quantities which are connected to the EMC effect. Finally, a summary is given in Sec. 5.

2. Nuclear binding and residual strong interaction energy

The simplest description of strength of nuclear force is the nuclear binding energy. The nuclear binding energy, defined as $B = ZM(^1H) + NM(^1n) - M(A, Z)$, is one of the well known static properties of the nuclei. In experiment, the nuclear binding energy is precisely measured for most of the nuclei [20]. While it is known in theory that nuclear binding results from the dominated strong interaction, it is difficult to calculate. A simple estimation of the nuclear binding energy can be calculated by the semi-empirical Bethe-Weizsäcker (BW) mass formula [21, 22]. According to BW formula, the binding energy of a nucleus of atomic mass number A and proton number Z is described as

$$B(A, Z) = a_v A - a_s A^{2/3} - a_c Z(Z-1)A^{-1/3} - a_{sym}(A-2Z)^2 A^{-1} + \delta, \quad (1)$$

where $a_v = 15.79$ MeV, $a_s = 18.34$ MeV, $a_c = 0.71$ MeV, and $a_{sym} = 23.21$ MeV. The pairing energy $\delta = +a_p A^{-1/2}$ for even N -even Z , $-a_p A^{-1/2}$ for odd N -odd Z , and 0 for odd A nuclei, with $a_p = 12$ MeV.

Similar to nuclear binding energy, we define RSIE (abbreviation of residual strong interaction energy) as the energy loss due to the nucleon-nucleon strong interaction. The definition is given to quantitatively describe the strength of strong interaction part between nucleons. Assuming the nuclear binding comes from only electro-magnetic and strong interaction, RSIE can be extracted from binding energy after Coulomb contribution $-a_c Z(Z-1)A^{-1/3}$ removed. Hence, we get

$$RSIE(A, Z) = B(A, Z) + a_c Z(Z-1)A^{-1/3}. \quad (2)$$

The charged protons inside a nucleus repel each other resulting in Coulomb repulsive energy. The Coulomb energy is evaluated by taken the nucleus as a liquid spherical charged drop and with self-Coulomb energy of Z protons removed, which is a good approximation for heavy nuclei. The very light nuclei may not exist as a spherical charged drop, yet $a_c Z(Z-1)A^{-1/3}$ is still a simple estimation. Although BW mass formula is of excellent accuracy for heavy nuclei, it fails in describing very light nuclei and nuclei with magic number. Therefore we take

the measured binding energies $B(A, Z)$ from experiments in this analysis instead of the calculations from BW formula. Besides, the measured binding energies are precise and model independent.

The obtained per-nucleon RSIE of various nuclei are shown in Table 1 by using Eq. 2 and nuclear binding energy data from experimental measurements [20]. For a chemical element, the binding energy varies with the isotope. In the EMC effect experiments, some of the target elements have more than one stable isotope. For the cases of Cu and Ag, two stable isotopes both have big natural abundances (see Table 1). The natural abundances are taken from Ref. [23]. Although the binding energy differences are small for the isotope, the mean binding energy and the mean mass number of Cu and Ag are used.

Table 1: Some of the measured or calculated quantities of the studied nuclei. Column 2, 3 and 4 show the data of binding energy per nucleon [20], RSIE per nucleon, and the natural abundance [23], respectively.

Nucleus	Binding energy / A (MeV)	RSIE / A (MeV)	Natural abundance
Deuteron	1.112	1.112	-
³ He	2.573	2.901	-
⁴ He	7.074	7.298	99.999866%
⁹ Be	6.463	6.918	100%
¹² C	7.680	8.455	98.93%
²⁷ Al	8.332	9.699	100%
⁴⁰ Ca	8.551	10.52	96.94%
⁵⁶ Fe	8.790	10.94	91.754%
⁶³ Cu	8.752	11.05	69.15%
⁶⁵ Cu	8.757	10.96	30.85%
¹⁰⁷ Ag	8.554	11.58	51.839%
¹⁰⁹ Ag	8.548	11.50	48.161%
¹⁹⁷ Au	7.916	11.73	100%

3. Nuclear force and the EMC effect

The strength of the EMC effect is taken as $|dR_{EMC}/dx|$ [7], which is the slope value of the cross section ratio R_{EMC} from a linear fit in the intermediate x_B range from 0.35 to 0.7. This definition of the magnitude of the EMC effect is largely unaffected by the normalization uncertainties, which is better than taking the ratio R_{EMC} at a fixed value of x_B . Combined data [8] of the measured EMC slopes in electron DIS at SLAC [6] and Jlab [7] are determined by J. Arrington et al. Recently, S. Malace et al. [5] extracted the measured EMC slopes of various nuclei from global fits to many more experimental data including earlier measurements by HERMES, NMC, EMC, BCDMS and Rochester-SLAC-MIT collaborations. EMC slopes from both J. Arrington et al. and S. Malace et al. are taken in this analysis.

The EMC slopes of different nuclei are shown in Fig. 1(a) as a function of nuclear binding energy per nucleon. The correlation between this two quantities is not obvious. Linear fits to the data with the constraint by the deuteron (red dot) are shown in the figure. There is only one free parameter in the fits which is

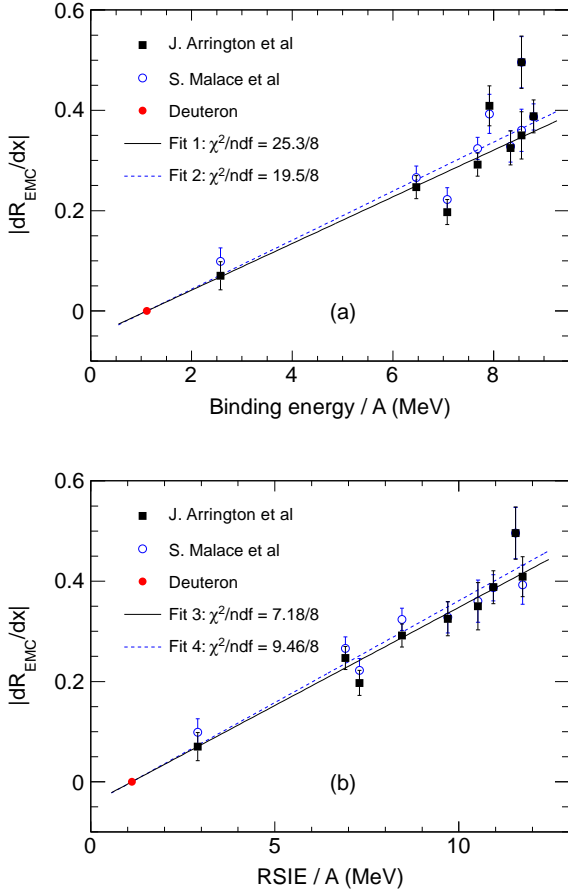


Figure 1: (Color online.) Plot (a) shows the EMC slopes versus the per-nucleon nuclear binding energies, and plot (b) shows the EMC slopes versus the per-nucleon RSIEs. The black solid lines (Fit 1 and 3) are the linear fits to the data from J. Arrington et al. with a constraint by the deuteron data. The blue dashed lines (Fit 2 and 4) are the linear fits to the data from S. Malace et al. with a constraint by the deuteron data.

the slope of the linear function. Fig. 1(b) shows the EMC slopes versus per-nucleon RSIEs. Strikingly, a clear linear correlation shows up between these two quantities. The solid line and dashed line in the plot are the linear fits to the correlation with a theoretical constraint by the deuteron data. The qualities of the fits are good, with small $\chi^2/ndf = 0.897$ and $\chi^2/ndf = 1.18$ for the fit to the data from J. Arrington et al. and the fit to the data from S. Malace et al., respectively. The slopes of the fitted linear functions are obtained to be 0.039 ± 0.002 and 0.041 ± 0.002 for Fit 3 and 4, respectively (see Fig. 1(b)). Therefore the formula for the correlation between the EMC slope and RSIE per nucleon is written as

$$\left| \frac{dR_{EMC}}{dx} \right| = \left(\frac{RSIE}{A \text{ MeV}} - 1.112 \right) \times (0.041 \pm 0.002). \quad (3)$$

The slope of the linear correlation in above formula is obtained from Fit 4. Fit 4 is the linear fit to the global analysis data of EMC slopes from many experimental measurements [5]. The correlation between RSIE and the EMC slope hints that nuclear force plays an important role in the EMC effect.

With the assumption that EMC slope and RSIE are linearly correlated, the amazing correlation allows us to extract significant information about the deuteron. In the EMC effect measurements, the deuteron is used as the denominator, which is often viewed as an good approximation to a free proton and neutron system. In recent state-of-the-art measurement [24], model-independent structure function of free neutron is extracted from the deuteron target being not treated as a free proton and neutron. Although the deuteron is loosely bound, its structure function is different from that of a free proton and neutron system. The in-medium correction (IMC) effect, defined as $\frac{\sigma_A/A}{(\sigma_p+\sigma_n)/2}$, was extracted for the deuteron using the correlation between the EMC effect and SRC [8, 9, 10]. Similarly, the deuteron IMC effect can be extracted from the extrapolation of the EMC effect to the free pn pair where the residual strong interaction energy is zero. The intercept is extracted to be -0.046 ± 0.003 from the linear fit to the correlation between the EMC effect and RSIE per nucleon. Thus the IMC slope of the deuteron is given

$$\left| \frac{dR_{IMC}(d)}{dx} \right| = 0.046 \pm 0.003. \quad (4)$$

The obtained deuteron IMC slope is very close to the fitted value of the local density explanation. The IMC slope for the deuteron was yielded to be 0.051 ± 0.003 by the local density fit [8]. The EMC-RSIE correlation is consistent with the local density assumption in terms of the IMC effect for the deuteron.

This correlation also allows us to predict the size of the EMC effect for unmeasured nuclei by simply using Eq. (3), owing to the comprehensively and precisely measured nuclear binding energy data. Further EMC measurements on very light nuclei would be useful to test EMC-RSIE correlation. The approved JLab E12-10-008 [25] and E12-10-103 [26] experiments for the 12 GeV physics program will measure the nuclear EMC effect from very light to medium heavy nuclei. By applying EMC-RSIE correlation, the predicted EMC slopes of the nuclei which will be measured at JLab are shown in Table 2. A comparison

of the EMC effect on ^{40}Ca and ^{48}Ca will be made in E12-10-008 experiment for the first time. From the EMC-RSIE correlation, the EMC slope of ^{48}Ca is slightly smaller than that of ^{40}Ca , though atomic mass number of ^{48}Ca is larger. The EMC effect for ^3H and ^3He mirror nuclei will be measured in E12-10-103 experiment. The predicted EMC slope of tritium is very close to that of ^3He . JLab proposed experiments provide a good opportunity to test the correlation between the EMC effect and RSIE.

Table 2: The predicted EMC slopes of various nuclei which will be measured in JLab E12-10-008 [25] and E12-10-103 [26] experiments. The estimated errors are from the uncertainty of the linear fit to the EMC-RSIE correlation.

Nucleus	$ dR_{EMC}/dx $	Nucleus	$ dR_{EMC}/dx $
^3H	0.070 ± 0.004	^{10}B	0.247 ± 0.012
^3He	0.073 ± 0.004	^{11}B	0.262 ± 0.013
^4He	0.254 ± 0.013	^{12}C	0.301 ± 0.015
^6Li	0.189 ± 0.010	^{40}Ca	0.386 ± 0.019
^7Li	0.197 ± 0.010	^{48}Ca	0.373 ± 0.019
^9Be	0.238 ± 0.012	^{63}Cu	0.408 ± 0.020

4. Discussions

The off-shell correction to the bound nucleon quantified by the nucleon separation energy describes well the EMC effect of both heavy and light nuclei. Hence it is interesting to look for the correlation between the average nucleon separation energy and RSIE. The average nucleon separation energy [27] as a function of the per-nucleon RSIE is shown in Fig. 2. Roughly, RSIE per nucleon and the average nucleon separation energy are linearly correlated. In fact, these two quantities are both related to the nuclear force. Compared to the average separation energy, the RSIE describes only the strong interaction part of the nuclear force. In addition, RSIE is easy to calculate.

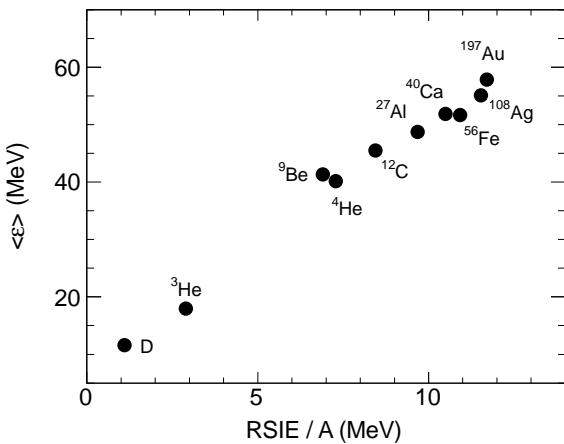


Figure 2: Correlation between the average nucleon separation energy [27] and RSIE per nucleon.

It is reasonable to investigate the relationship between RSIE and nucleon-nucleon (NN) SRC, as there is strong connection found between SRC and the EMC effect. The strength of NN SRC is usually described by a_2 or R_{2N} . We take the combined data of a_2 and R_{2N} from Ref. [8] in the analysis. Fig. 3(a) shows NN SRC scaling factor a_2 as a function of RSIE per nucleon. There is no clear linear correlation observed for these two quantities. A linear fit with the theoretical constraint by the deuteron as well as the quality of the fit (χ^2/ndf) are shown in the figure. Fig. 3(b) shows SRC ratio R_{2N} as a function of RSIE per nucleon. No obvious linear correlation is shown, however the $\chi^2/ndf = 3.82$ becomes smaller. If nn , np , and pp pairs all have equal probability to form high local density configurations, $R_{2N}N_{total}/N_{np(^3S_1)}$ ($N_{total} = N_{nn} + N_{np} + N_{pp}$) should be expected to be a better description for the local nuclear environment, as the $A(e, e')$ experiment used to extract R_{2N} are mostly sensitive to the tensor part of the correlations and those only couple to spin 1 pairs ($np(^3S_1)$) [8, 28, 29]. We take the number of nn , pp , $np(^1S_0)$ and $np(^3S_1)$ pairs from Refs. [28, 29, 30]. The correlation between $R_{2N}N_{total}/N_{np(^3S_1)}$ and per-nucleon RSIE is shown in Fig. 3(c). Basically, the per-nucleon RSIE and $R_{2N}N_{total}/N_{np(^3S_1)}$ are linearly correlated. The line in Fig. 3(c) is an linear fit to the correlation. The data of the deuteron is not included in the fit, for we do not know $R_{2N}N_{total}/N_{np(^3S_1)}$ of the deuteron. The method [28, 29] of calculating number of correlated nucleon pairs is not accurate for two body systems.

If R_{2N} or $R_{2N}N_{total}/N_{np(^3S_1)}$ scales with per-nucleon RSIE, we should also find the correlation between R_{2N} and $|dR_{EMC}/dx|$ or the correlation between $R_{2N}N_{total}/N_{np(^3S_1)}$ and $|dR_{EMC}/dx|$. The correlations between R_{2N} and EMC slope, and between $R_{2N}N_{total}/N_{np(^3S_1)}$ and EMC slope are shown in Fig. 4. Amazingly, linear fits to the correlations both show good quality of fit. One simple explanation for the correlations among RSIE, EMC slope and $R_{2N}N_{total}/N_{np(^3S_1)}$ is as follows. The narrower the repulsive core of nuclear force is, the larger RSIE is and the stronger SRC ratio is. Narrower repulsive core leads to higher local nuclear density so as to enhance the strength of the EMC effect. Anyhow, the analysis shows correlations among RSIE, EMC slope, and $R_{2N}N_{total}/N_{np(^3S_1)}$.

5. Summary

It is shown that the magnitude of the EMC effect is linearly correlated to RSIE per nucleon. The quality of the fit to the correlation between the EMC effect and RSIE is close to the quality of the fit to the correlation between the EMC effect and SRC. Note that the error of RSIE is not included in the fit while errors of both a_2 and R_{2N} are included in the linear fits. The EMC slope of deuteron is extracted to be 0.046 ± 0.002 , which is consistent with the value obtained from local density explanation fit. Assuming that the EMC effect is linearly correlated with RSIE per nucleon, we predicted the EMC slopes $|dR_{EMC}/dx|$ of various nuclei which will be measured at JLab. Comparing the correlation between EMC slope and nuclear binding energy with the correlation between EMC slope and RSIE, we find that it is the strong interaction part of the binding that the magnitude of the

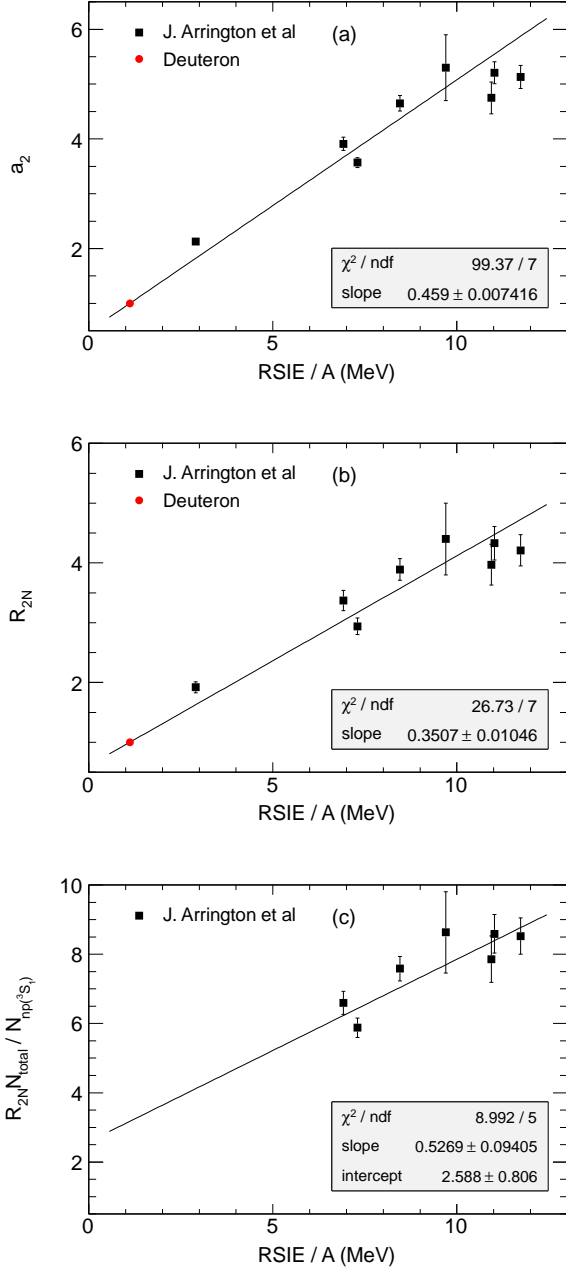


Figure 3: (Color online.) Plot (a) shows a_2 versus per-nucleon RSIE; Plot (b) shows R_{2N} versus per-nucleon RSIE; Plot (c) shows $R_{2N} N_{\text{total}} / N_{np(^3S_1)}$ versus per-nucleon RSIE.

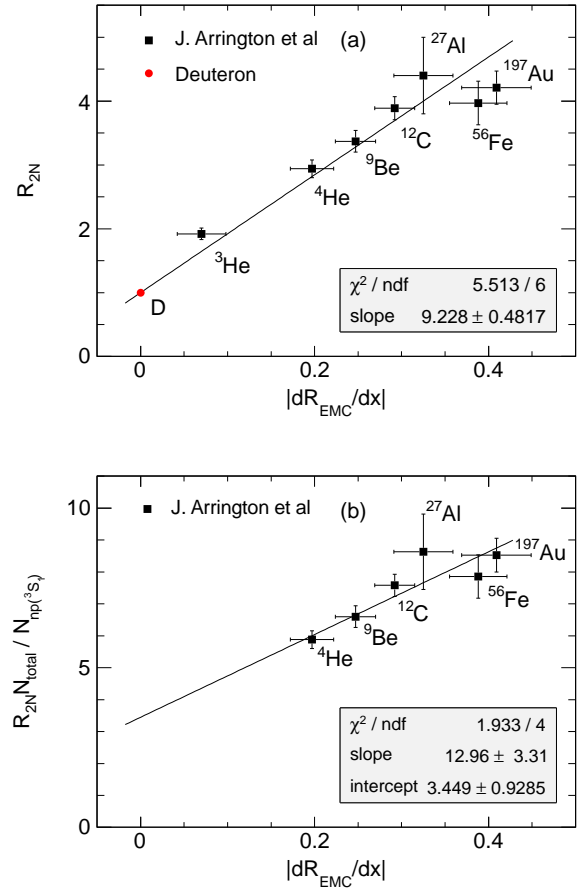


Figure 4: (Color online.) Plot (a) shows R_{2N} versus EMC slopes; Plot (b) shows $R_{2N} N_{\text{total}} / N_{np(^3S_1)}$ versus EMC slopes.

EMC effect scales with. The EMC effect is a QCD effect rather than the binding effect. The connection between RSIE and the EMC effect is crucial for unveiling the underlying mechanism of the EMC effect.

Various correlations related to the EMC effect are observed. We should be careful when we try to explain these correlations. While it is an open question to understand the RSIE dependence of the EMC effect, nuclear force surely plays an important role in the EMC effect. In the picture of nucleon-nucleon potential, the potential minimum is at distances of less than 0.9 femtometer from both phenomenological potential [31, 32, 33] and Lattice QCD calculations [12, 14]. No doubt that nuclear force is of short range and RSIE is sensitive to average local nuclear density. The observed correlation between RSIE per nucleon and the EMC slope supports that the local nuclear environment is an important factor for the EMC effect.

Acknowledgments

We are grateful for the fruitful discussions with W. Zhu, the average nucleon separation energy data from S. A. Kulagin, and the data of the number of SRC pairs from W. Cosyn. This work was supported by the National Basic Research Program of China (973 Program) 2014CB845406, the National Natural Science Foundation of China under Grant Number 11175220 and Century Program of Chinese Academy of Sciences Y101020BR0.

References

- [1] J. J. Aubert et al., Phys. Lett. B 123 (1983) 275.
- [2] M. Arneodo, Phys. Rept. 240 (1994) 301.
- [3] D. Geesaman, K. Saito, and A. W. Thomas, Annu. Rev. Nucl. Part. Sci. 45 (1995) 337.
- [4] P. R. Norton, Rep. Prog. Phys. 66 (2003) 1253.
- [5] S. Malace, D. Gaskell, D. W. Higinbotham, and I. C. Cloët, Int. J. Mod. Phys. E 23 (2014) 1430013.
- [6] J. Gomez et al., Phys. Rev. D 49 (1994) 4348.
- [7] J. Seely et al., Phys. Rev. Lett. 103 (2009) 202301.
- [8] J. Arrington, A. Daniel, D. B. Day, N. Fomin, D. Gaskell, and P. Solvignon, Phys. Rev. C 86 (2012) 065204.
- [9] L. B. Weinstein, E. Piassetzky, D. W. Higinbotham, J. Gomez, O. Hen, and R. Shneor, Phys. Rev. Lett. 106 (2011) 052301.
- [10] O. Hen, E. Piassetzky, and L. B. Weinstein, Phys. Rev. C 85 (2012) 047301.
- [11] N. Fomin et al., Phys. Rev. Lett. **108**, 092502 (2012).
- [12] N. Ishii, S. Aoki, and T. Hatsuda, Phys. Rev. Lett. 99 (2007) 022001.
- [13] S. R. Beane, W. Detmold, K. Orginos, and M. J. Savage, Prog. Part. Nucl. Phys. 66 (2011) 1.
- [14] Noriyoshi Ishii et al., HAL QCD Collaboration, Phys. Lett. B 712 (2012) 437.
- [15] G. L. Li, K. F. Liu, and G. E. Brown, Phys. Lett. B 213 (1988) 531.
- [16] F. Gross and S. Liuti, Phys. Rev. C 45 (1992) 1374.
- [17] S. A. Kulagin and R. Petti, Nucl. Phys. A 765 (2006) 126.
- [18] S. A. Kulagin and R. Petti, Phys. Rev. C 82 (2010) 054614.
- [19] O. Benhar and I. Sick, arXiv:1207.4595v1.
- [20] M. Wang et al., CPC(HEP & NP), 36 (2012) 1603.
- [21] C. Samanta and S. Adhikari, Phys. Rev. C. 65 (2002) 037301.
- [22] K. Heyde, Basic Ideas and Concepts in Nuclear Physics (IOP, Bristol, 1999).
- [23] <http://www.nndc.bnl.gov/chart/>.
- [24] S. Tkachenko et al., Phys. Rev. C 89 (2014) 045206.
- [25] J. Arrington et al., Jefferson Lab Experiment E12-10-008 Proposal (2010), http://www.jlab.org/exp_prog/PACpage/PAC36/Proposals/previously%20approved/E12_10_008_update.pdf.
- [26] J. Arrington et al. (MARATHON Collaboration), Jefferson Lab Experiment E12-10-103 Proposal (2010), hallweb.jlab.org/collab/PAC/PAC37/C12-10-103-Tritium.pdf.
- [27] S. Kulagin (private communication).
- [28] M. Vanhalst, W. Cosyn, and J. Ryckebusch, Phys. Rev. C 84 (2011) 031302(R).
- [29] M. Vanhalst, J. Ryckebusch, and W. Cosyn, Phys. Rev. C 86 (2012) 044619.
- [30] W. Cosyn (private communication).
- [31] V. G. J. Stoks, R. A. M. Klomp, C. P. F. Terheggen, and J. J. de Swart, Phys. Rev. C 49 (1994) 2950.
- [32] R. B. Wiringa, V. G. J. Stoks, and R. Schiavilla, Phys. Rev. C 51 (1995) 38.
- [33] R. Machleidt, Phys. Rev. C 63 (2001) 024001.