

Spin evolution of Earth-sized exoplanets, including atmospheric tides and core-mantle friction

Diana Cunha^{1,2}, Alexandre C. M. Correia^{3,4}, and Jacques Laskar⁴

¹ Centro de Astrofísica da Universidade do Porto, Rua das Estrelas, 4150-762 Porto, Portugal

² Departamento de Física e Astronomia, Faculdade de Ciências, Universidade do Porto, Portugal

³ Departamento de Física, I3N, Universidade de Aveiro, Campus de Santiago, 3810-193 Aveiro, Portugal

⁴ ASD, IMCCE-CNRS UMR8028, Observatoire de Paris, UPMC, 77 Av. Denfert-Rochereau, 75014 Paris, France

Received June 8, 2019; accepted XXXX XX, 2013

ABSTRACT

Planets with masses between $0.1 - 10 M_{\oplus}$ are believed to host dense atmospheres. These atmospheres can play an important role on the planet's spin evolution, since thermal atmospheric tides, driven by the host star, may counterbalance gravitational tides. In this work we study the long-term spin evolution of Earth-sized exoplanets. We generalize previous works by including the effect of eccentric orbits and obliquity. We show that under the effect of tides and core-mantle friction, the obliquity of the planets evolve either to 0° or 180° . The rotation of these planets is also expected to evolve into a very restricted number of equilibrium configurations. In general, none of this equilibria is synchronous with the orbital mean motion. The role of thermal atmospheric tides becomes more important for Earth-sized planets in the habitable zones of their systems, so they cannot be neglected when we search for their potential habitability.

Key words. Planets and satellites: atmospheres; Planets and satellites: dynamical evolution and stability

1. Introduction

In 1995, [Mayor & Queloz](#) detected the first exoplanet orbiting a Sun-like star. This was just the first of many, and ten years later more than 150 exoplanets were already known. It was at that time that a planet with a mass lower than $10 M_{\oplus}$ was found orbiting the low-mass star GJ 876 ([Rivera et al. 2005](#)). This was the first “Earth-sized” planet to be found, also called “Super-Earth”.

This new class of planets with mass lower than $10 M_{\oplus}$, is believed to have an icy/rocky core surrounded by a dense gaseous envelope ([Alibert et al. 2006](#)). As an example, for a planet with a mass of $8 M_{\oplus}$, [Rafikov \(2006\)](#) showed that $\sim 87.5\%$ of its mass may be made of rock, while $\sim 12.5\%$ may be a H_2 –He gaseous envelope. We may compare these results with the values of the planet Earth, whose atmosphere represents only 0.0001% of the total mass, and for Venus, whose atmosphere/mass ratio is 0.01% .

There are many differences between the so-called “Super-Earths” and the telluric planets of the Solar System, and also much to be discovered about these new worlds. Still, the use of our knowledge on the telluric planets to study the properties of similar exoplanet is of major interest. In particular, because some of these planets may be orbiting in the habitable zone (HZ) (see e.g. [Udry et al. 2007](#)), the study of their spin evolution to infer their possible climate becomes important in the search of life elsewhere in the Universe. Although most of these planets will be quite different from the Earth, in the remaining of the paper, the term *Earth-sized planet* denotes a planet with mass smaller than $10 M_{\oplus}$ orbiting in the vicinity of the HZ, or closer to their parent star.

The HZ is defined as a range of distance to the star where the insolation received by an Earth-sized planet is adequate to allow its surface to maintain liquid water ([Kasting et al. 1993](#); [Kopparapu et al. 2013a,b](#)). But to say that a planet is in the HZ is not the same as to say a planet is habitable. There are other factors, as the obliquity, eccentricity, atmosphere composition, or tidal effects, that should also be considered when assessing habitability.

Several efforts have been made to explore these and other factors that may contribute to the habitability of an exoplanet. As an example, [Barnes et al. \(2013\)](#) show that tidal heating can induce a runaway greenhouse on exoplanets orbiting low-mass stars, which may cause all the hydrogen to escape, and so may all the water. On the other hand, modeling by [Barnes et al. \(2008\)](#) show that Earth-sized exoplanets orbiting in the HZ of an M-dwarf can support life. These planets may have strong enough magnetic fields that might protect their atmospheres and surfaces. But to infer about the habitability of a planet, there is an effect that should not be neglected: tidal dissipation. Tidal interactions will contribute to the planetary spin evolution, having an impact on the final obliquity, spin rate, and eccentricity (e.g. [Heller et al. 2011](#)).

Since Earth-sized exoplanets are believed to have dense atmospheres, when studying their spin evolution, we have to consider two kinds of tidal effects: the traditional bodily tides of gravitational origin (gravitational tides), but also thermal atmospheric tides. The former tends to despin the planet, while the latter may counteract the gravitational tidal effect on the planet's rotation ([Gold & Soter 1969](#)). In the Solar System, Venus and the Earth are the only telluric planets having a significant atmosphere. From these

two, only Venus is believed to have reached a final equilibrium rotation rate (Dobrovolskis 1980; Correia & Laskar 2001, 2003b). Because all known Earth-sized exoplanets are closer to the parent star than Venus is to the Sun, it is expected that they have also reached rotational equilibrium (Laskar & Correia 2004; Correia et al. 2008). Therefore, their environments are probably more similar to Venus than to the Earth. We can thus use the model developed for the understanding of the spin evolution of Venus (Correia et al. 2003; Correia & Laskar 2003b) for investigating the possible spin evolution of the Earth-sized exoplanets.

In this work we expect to be able to infer about the present rotation of Earth-sized planets. Unlike Venus, whose orbit is almost circular, most of these exoplanets have non-zero eccentricities. Thus, the above mentioned model for Venus' rotation needs to be generalized in order to include the effect of the orbital eccentricity. We also assess if these planets can only evolve to final obliquity of 0° and 180° (Correia et al. 2003), or if they can present intermediate stable obliquities. In section 2 we present the equations of motion that describe the long-term spin evolution of a terrestrial planet. We also describe the contribution of the main dissipative effects: the gravitational tides, thermal atmospheric tides, and core-mantle friction. In section 3 we present a dynamical analysis for the spin evolution and for the final equilibrium rotation states. In section 4 we present numerical simulations for the spin evolution starting with different initial rotation periods and obliquities. We apply our model to the known Earth-sized planets as well as fictitious Earth-sized planets in the HZ of Sun-like stars. We end this study by presenting our conclusions in section 5.

2. Equations of motion

2.1. Conservative motion

The averaged Hamiltonian of the motion $\overline{\mathcal{H}}$ can be written using the classical canonical Andoyer’s action and angle variables (Andoyer 1923; Kinoshita 1977) but these variables become degenerate due to the simplifying assumption that is done here: The planet is considered to be a rigid body with moments of inertia $A = B < C$, and we merge the figure axis with the direction of the angular momentum (gyroscopic approximation)¹. We are then left with only two action variables (L, X) and their conjugate angles (θ, φ) (Néron de Surgy & Laskar 1997)². The quantity $L = C\omega$, with rotation rate ω , is the angular momentum along the C axis, and $X = L \cos \varepsilon$, where ε is the obliquity, is its projection on the normal to the quasi-inertial ecliptic plane. The variable θ is the hour angle between the equinox and a fixed point of the equator, and φ is the precession angle (Figure 1). Averaging the Hamiltonian over the rotation angle and the mean anomaly, we get³ (Kinoshita 1977;

¹ The figure axis of a solid is its principal axis of inertia with maximum momentum of inertia. In the case of the Earth, the angle between the axis of figure and the angular momentum is of the order of 7×10^{-7} radians.

² In the section 2 in [Néron de Surgy & Laskar \(1997\)](#), the actions are the same (L, X) , but the notations for the conjugate angles are $(l, -\psi)$ instead of (θ, φ) .

³ Since $A = B$, we neglect the effect from spin-orbit resonances. [Correia & Laskar \(2003b\)](#) have shown that thermal tides drive the spin away from these equilibria. A full description of the

Néron de Surgy & Laskar 1997; Correia & Laskar 2010b)

$$\overline{\mathcal{H}} = \frac{L^2}{2C} - \alpha \frac{X^2}{2L}, \quad (1)$$

where

$$\alpha = \frac{3GM_*}{2a^3(1-e^2)^{3/2}} \frac{E_d}{\omega} \simeq \frac{3n^2}{2\omega} \left(1 + \frac{3}{2}e^2\right) E_d \quad (2)$$

is the “precession constant”, while quantities G , M_* , a , n , and e are the gravitational constant, stellar mass, semi-major axis, mean motion, and eccentricity, respectively. Quantity E_d is the dynamical ellipticity⁴,

$$E_d = \frac{C - A}{C} = \frac{k_f R^5}{3GC} \omega^2 + \delta E_d, \quad (3)$$

where R is the planet radius, and k_f is the fluid Love number. The first part of this expression corresponds to the flattening in hydrostatic equilibrium (Lambeck 1980), and the second corresponds to the departure from this equilibrium.

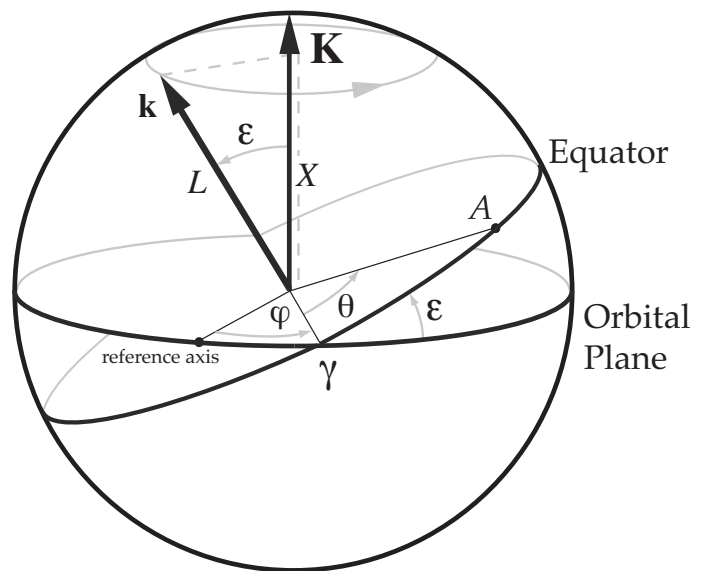


Fig. 1. Andoyer’s canonical variables. L is the projection of the total rotational angular momentum vector \mathbf{L} on the principal axis of inertia \mathbf{k} , and X the projection of the angular momentum vector on the normal to the orbit \mathbf{K} . The angle between the line of nodes γ and a fixed point of the equator A is the hour angle, θ , while the angle between a reference point in the orbit and the line of nodes γ is the precession angle, φ .

Since Andoyer’s variables are canonical, the spin equations of motion are easily obtained from the mean Hamiltonian (Eq.1) as

$$\frac{dL}{dt} = -\frac{\partial \bar{\mathcal{H}}}{\partial \theta}, \quad \frac{dX}{dt} = -\frac{\partial \bar{\mathcal{H}}}{\partial \varphi}, \quad \frac{d\varphi}{dt} = \frac{\partial \bar{\mathcal{H}}}{\partial X}, \quad (4)$$

which gives

$$\frac{dL}{dt} = \frac{dX}{dt} = 0, \quad \text{and} \quad \frac{d\varphi}{dt} = -\alpha \cos \varepsilon, \quad (5)$$

that is, the rotation rate and the obliquity are constant, and the planet precesses at a constant rate.

Hamiltonian with $A \neq B$ can be found in [Correia & Laskar \(2010a\)](#).

⁴ When $A \neq B$, after averaging over the fast rotation angles we can replace A by $(A + B)/2$ (e.g. Boué & Laskar 2006).

2.2. Tidal effects

Tidal effects arise from planetary differential and inelastic deformations caused by a perturbing body. There are two types of tidal effects: the gravitational tides and the thermal atmospheric tides. The estimations for both effects are based on a general formulation of the tidal potential, initiated by [Darwin \(1880\)](#).

2.2.1. Gravitational tides

Gravitational tides are raised on the planet by a perturbing body because of the gravitational gradient across the planet. The force experienced by the side facing the perturbing body is stronger than that experienced by the far side. These tides are mainly important upon the solid (or liquid) part of the planet, and are independent of the existence of an atmosphere.

Since the planets are not perfectly rigid, there is a distortion that gives rise to a tidal bulge. This redistribution of mass modifies the gravitational potential generated by the planet in any point of the space. The additional amount of potential, the tidal potential U_g , is responsible for the modifications in the planet's spin (and orbit), and it is given by⁵ (e.g. [Lambeck 1980](#)):

$$U_g = -k_2 \frac{GM_*^2}{R} \left(\frac{R}{r_*} \right)^3 \left(\frac{R}{r} \right)^3 P_2(\cos S), \quad (6)$$

where r and r_* are the distances from the planet's center of mass to a generic point and to the star, respectively, S is the angle between these two directions, P_2 are the second order Legendre polynomials, and k_2 is the second potential Love number.

Expressing the tidal potential given by expression (6) in terms of Andoyer angles (θ, φ) , we can obtain the contribution to the spin evolution from expressions (4) using U_g at the place of \mathcal{H} . As we are interested here in the study of the secular evolution of the spin, we also average U_g over the periods of mean anomaly and longitude of the periape of the orbit. This work is done with the help of the algebraic manipulator TRIP ([Laskar 1989, 1994](#)), which expands the potential in Fourier series, as in [Kaula \(1964\)](#) and [Correia & Laskar \(2010b\)](#). For a planet orbiting its host star, where the star is both the perturbing and interacting body ($r = r_*$), we then find for the averaged equations of motion:

$$\frac{dL}{dt} = K_g \sum_{\sigma} b_g(\sigma) \Lambda_{\sigma}^g(x, e), \quad (7)$$

$$\frac{dX}{dt} = K_g \sum_{\sigma} b_g(\sigma) \Upsilon_{\sigma}^g(x, e), \quad (8)$$

where

$$K_g = -\frac{Gm_*^2 R^5}{a^6}, \quad (9)$$

and $x = X/L = \cos \varepsilon$. The coefficients Λ_{σ}^g and Υ_{σ}^g are polynomials in the eccentricity ([Kaula 1964](#)). For a planet with moderate eccentricity, we may neglect terms in e^4 and

greater, and obtain the following expansion for the previous equations:

$$\begin{aligned} \frac{1}{K_g} \frac{dL}{dt} = & b_g(2\omega + 3n) \frac{147}{128} e^2 (1-x)^4 \\ & + b_g(2\omega + 2n) \frac{3}{32} (1-5e^2) (1-x)^4 \\ & + b_g(2\omega + n) \frac{3}{128} e^2 (37 + 70x + 37x^2) (1-x)^2 \\ & + b_g(2\omega) \frac{3}{8} (1+3e^2) (1-x^2)^2 \\ & + b_g(2\omega - n) \frac{3}{128} e^2 (37 - 70x + 37x^2) (1+x)^2 \\ & + b_g(2\omega - 2n) \frac{3}{32} (1-5e^2) (1+x)^4 \\ & + b_g(2\omega - 3n) \frac{147}{128} e^2 (1+x)^4 \\ & + b_g(\omega + 3n) \frac{147}{64} e^2 (1-x^2) (1-x)^2 \\ & + b_g(\omega + 2n) \frac{3}{16} (1-5e^2) (1-x^2) (1-x)^2 \\ & + b_g(\omega + n) \frac{3}{64} e^2 (1-2x + 37x^2) (1-x^2) \\ & + b_g(\omega) \frac{3}{4} (1+3e^2) (1-x^2) x^2 \\ & + b_g(\omega - n) \frac{3}{64} e^2 (1+2x + 37x^2) (1-x^2) \\ & + b_g(\omega - 2n) \frac{3}{16} (1-5e^2) (1-x^2) (1+x)^2 \\ & + b_g(\omega - 3n) \frac{147}{64} e^2 (1-x^2) (1+x)^2, \end{aligned} \quad (10)$$

⁵ We neglect terms in $(R/r)^4$.

and

$$\begin{aligned}
\frac{1}{K_g} \frac{dX}{dt} = & -b_g(2\omega + 3n) \frac{147}{128} e^2 (1-x)^4 \\
& - b_g(2\omega + 2n) \frac{3}{32} (1-5e^2) (1-x)^4 \\
& - b_g(2\omega + n) \frac{3}{128} e^2 (1-x)^4 \\
& + b_g(2\omega - n) \frac{3}{128} e^2 (1+x)^4 \\
& + b_g(2\omega - 2n) \frac{3}{32} (1-5e^2) (1+x)^4 \\
& + b_g(2\omega - 3n) \frac{147}{128} e^2 (1+x)^4 \\
& - b_g(\omega + 3n) \frac{147}{32} e^2 (1-x^2) (1-x)^2 \\
& - b_g(\omega + 2n) \frac{3}{8} (1-5e^2) (1-x^2) (1-x)^2 \\
& - b_g(\omega + n) \frac{3}{32} e^2 (1-x^2) (1-x)^2 \\
& + b_g(\omega - n) \frac{3}{32} e^2 (1-x^2) (1+x)^2 \\
& + b_g(\omega - 2n) \frac{3}{8} (1-5e^2) (1-x^2) (1+x)^2 \\
& + b_g(\omega - 3n) \frac{147}{32} e^2 (1-x^2) (1+x)^2 \\
& - b_g(3n) \frac{441}{64} e^2 (1-x^2)^2 \\
& - b_g(2n) \frac{9}{16} (1-5e^2) (1-x^2)^2 \\
& - b_g(n) \frac{9}{64} e^2 (1-x^2)^2 .
\end{aligned} \tag{11}$$

The coefficients $b_g(\sigma)$ are related to the dissipation of the mechanical energy of tides in the planet's interior, responsible for a time delay $\Delta t_g(\sigma)$ between the position of “maximal tide” and the sub-stellar point. They are related to the geometric lag $\delta_g(\sigma)$ as:

$$b_g(\sigma) = k_2 \sin 2\delta_g(\sigma) = k_2 \sin(\sigma \Delta t_g(\sigma)) . \tag{12}$$

Dissipation equations (10) and (11) must be invariant under the transformation (ω, x) by $(-\omega, -x)$ which implies that $b(\sigma) = -b(-\sigma)$. That is, $b(\sigma)$ is an odd function of σ (Correia et al. 2003). Although mathematically equivalent, the couples (ω, x) and $(-\omega, -x)$ correspond to two different physical situations (Correia & Laskar 2001).

2.2.2. Thermal atmospheric tides

The differential absorption of the Solar heat by the planet's atmosphere gives rise to local variations of temperature and consequently to pressure gradients. The mass of the atmosphere is then permanently redistributed, adjusting for an equilibrium position. More precisely, the particles of the atmosphere move from the high temperature zone (at the sub-solar point) to the low temperature areas (e.g. Arras & Socrates 2010). Observations on Earth show that the pressure redistribution is essentially a superposition of two pressure waves: a diurnal tide of small amplitude and a strong semi-diurnal tide (Bartels 1932; Haurwitz 1964; Chapman & Lindzen 1970).

As for gravitational tides, the redistribution of mass in the atmosphere gives rise to an atmospheric bulge that modifies the gravitational potential generated by the atmosphere in any point of the space. The tidal potential U_a responsible for the spin changes is given by⁶ (e.g. Correia & Laskar 2003a):

$$U_a = -\frac{3}{5} \frac{\tilde{p}_2}{\bar{\rho}} \left(\frac{R}{r} \right)^3 P_2(\cos S) , \tag{13}$$

where \tilde{p}_2 is the second order surface pressure variations, and $\bar{\rho}$ is the mean density of the planet.

To find the contributions to the spin we use expressions (4) together with the averaging method over fast varying angles (mean anomaly and longitude of the periape), which gives:

$$\frac{dL}{dt} = K_a \sum_{\sigma} b_a(\sigma) \Lambda_{\sigma}^a(x, e) , \tag{14}$$

$$\frac{dX}{dt} = K_a \sum_{\sigma} b_a(\sigma) \Upsilon_{\sigma}^a(x, e) , \tag{15}$$

where

$$K_a = -\frac{3m_* R^3}{5\bar{\rho} a^3} . \tag{16}$$

The $b_a(\sigma)$ factor is now:

$$\begin{aligned}
b_a(\sigma) &= \tilde{p}_2(\sigma) \sin(\sigma \Delta t_a(\sigma)) = \tilde{p}_2(\sigma) \sin 2\delta_a(\sigma) \\
&= |\tilde{p}_2| \sin 2(\delta_a(\sigma) + \pi/2) = -|\tilde{p}_2| \sin 2\delta_a(\sigma) ,
\end{aligned} \tag{17}$$

where Δt_a is the atmosphere's delayed response to the stellar heat excitation, and δ_a is the corresponding geometric lag. The amplitude of the bulge, \tilde{p}_2 , is the second order surface pressure variations (Chapman & Lindzen 1970):

$$\tilde{p}_2(\sigma) = i \frac{\gamma}{\sigma} \tilde{p}_0 \left(\nabla \cdot \mathbf{v}_{\sigma} - \frac{\gamma-1}{\gamma} \frac{J_{\sigma}}{gH_0} \right) = i \frac{\mathcal{P}_{\sigma}}{\sigma} \tag{18}$$

where $\gamma = 7/5$ for a perfect diatomic gas, \tilde{p}_0 is the mean surface pressure, \mathbf{v}_{σ} is the tidal winds velocity, J_{σ} is the amount of heat absorbed or emitted by unit of mass of air per unit time, and H_0 is the scale height at the surface. The imaginary number in equation (18) causes the pressure variations to lead the star ($i = e^{i\pi/2}$).

The coefficients Λ_{σ}^a and Υ_{σ}^a are also polynomials in the eccentricity, but different from their analogs for gravitational tides (Eqs. 10 and 11). However, for zero eccentricity they become equal, i.e., $\Lambda_{\sigma}^a(e=0) = \Lambda_{\sigma}^g(e=0)$, and $\Upsilon_{\sigma}^a(e=0) = \Upsilon_{\sigma}^g(e=0)$. Once more, for a planet with moderate eccentricity, we can neglect terms in e^4 and greater, and obtain the following expansion for equations (14) and

⁶ We did not include the diurnal surface pressure variations, because they correspond to a displacement of the center of mass of the atmosphere bulge, which has no dynamical implications. We also neglect terms in $(R/r)^4$.

(15):

$$\begin{aligned}
 \frac{1}{K_a} \frac{dL}{dt} = & b_a (2\omega + 3n) e^2 \frac{27}{32} (1-x)^4 \\
 & + b_a (2\omega + 2n) \frac{3}{32} (1-3e^2) (1-x)^4 \\
 & - b_a (2\omega + n) e^2 \frac{3}{32} (1-x)^4 \\
 & + b_a (2\omega) \frac{3}{8} (1+5e^2) (1-x^2)^2 \\
 & - b_a (2\omega - n) e^2 \frac{3}{32} (1+x)^4 \\
 & + b_a (2\omega - 2n) \frac{3}{32} (1-3e^2) (1+x)^4 \\
 & + b_a (2\omega - 3n) e^2 \frac{27}{32} (1+x)^4 \\
 & + b_a (\omega + 3n) e^2 \frac{27}{16} (1-x^2) (1-x)^2 \\
 & + b_a (\omega + 2n) \frac{3}{16} (1-3e^2) (1-x^2) (1-x)^2 \\
 & - b_a (\omega + n) e^2 \frac{3}{16} (1-x^2) (1-x)^2 \\
 & + b_a (\omega) \frac{3}{4} (1+5e^2) x^2 (1-x^2) \\
 & - b_a (\omega - n) e^2 \frac{3}{16} (1-x^2) (1+x)^2 \\
 & + b_a (\omega - 2n) e^2 \frac{3}{16} (1-3e^2) (1-x^2) (1+x)^2 \\
 & + b_a (\omega - 3n) e^2 \frac{27}{16} (1-x^2) (1+x)^2, \quad (19)
 \end{aligned}$$

and

$$\begin{aligned}
 \frac{1}{K_a} \frac{dX}{dt} = & -b_a (2\omega + 3n) e^2 \frac{27}{32} (1-x)^4 \\
 & - b_a (2\omega + 2n) \frac{3}{32} (1-3e^2) (1-x)^4 \\
 & + b_a (2\omega + n) e^2 \frac{3}{32} (1-x)^4 \\
 & - b_a (2\omega - n) e^2 \frac{3}{32} (1+x)^4 \\
 & + b_a (2\omega - 2n) \frac{3}{32} (1-3e^2) (1+x)^4 \\
 & + b_a (2\omega - 3n) e^2 \frac{27}{32} (1+x)^4 \\
 & - b_a (\omega + 3n) e^2 \frac{27}{8} (1-x^2) (1-x)^2 \\
 & - b_a (\omega + 2n) \frac{3}{8} (1-3e^2) (1-x^2) (1-x)^2 \\
 & + b_a (\omega + n) e^2 \frac{3}{8} (1-x^2) (1-x)^2 \\
 & - b_a (\omega - n) e^2 \frac{3}{8} (1-x^2) (1+x)^2 \\
 & + b_a (\omega - 2n) \frac{3}{8} (1-3e^2) (1-x^2) (1+x)^2 \\
 & + b_a (\omega - 3n) e^2 \frac{27}{8} (1-x^2) (1+x)^2 \\
 & - b_a (3n) e^2 \frac{81}{16} (1-x^2)^2 \\
 & - b_a (2n) \frac{9}{16} (1-3e^2) (1-x^2)^2 \\
 & + b_a (n) e^2 \frac{9}{16} (1-x^2)^2. \quad (20)
 \end{aligned}$$

Neglecting the tidal winds \mathbf{v}_σ , from expression (18) we have

$$\mathcal{P}_\sigma \propto J_\sigma \propto r^{-2}. \quad (21)$$

As a consequence, in the computation of the averaged expressions for Λ_σ^a and Υ_σ^a we used a factor r^{-5} , corresponding to the r^{-2} from \mathcal{P}_σ together with the contribution in r^{-3} from the tidal potential (Eq. 13).

2.2.3. Tidal models

The dissipation of the mechanical energy of tides in the planet's interior is responsible for the phase lags $\delta(\sigma)$. A commonly used dimensionless measure of tidal damping is the quality factor Q , defined as the inverse of the “specific” dissipation and related to the phase lags by (Efroimsky 2012, Eq. 141)

$$Q^{-1}(\sigma) = \frac{\Delta E}{2\pi E} = |\sin 2\delta_g(\sigma)|, \quad (22)$$

where E is the total tidal energy stored in the planet, and ΔE is the energy dissipated per cycle. We can rewrite expression (12) as:

$$b_g(\sigma) = \text{sign}(\sigma) \frac{k_2}{Q(\sigma)}. \quad (23)$$

The present Q value for the planets in the Solar system can be estimated from orbital measurements, but as rheology of the planets is badly known, the exact dependence of

$b_g(\sigma)$ on the tidal frequency σ is unknown. Many different authors have studied the problem and several models for $b_g(\sigma)$ have been developed so far, from the simplest ones to the more complex (for a review see [Efroimsky & Williams 2009](#)). The huge problem in validating one model better than the others is the difficulty to compare the theoretical results with the observations, as the effect of tides are very small and can only be detected efficiently after long periods of time. Therefore, here we only describe the most commonly models that are used (Fig. 2):

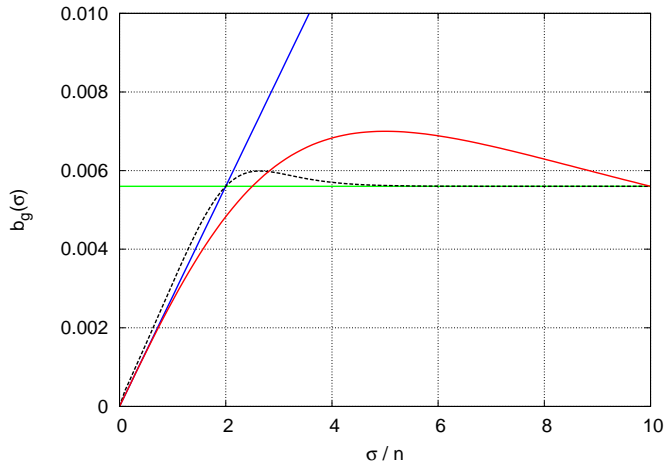


Fig. 2. Commonly used models for frequency dependence of tides: visco-elastic (Eq. 24, red), viscous or linear (Eq. 26, blue), constant- Q (Eq. 27, green), and an interpolated model between the linear and the constant one (Eq. 75, dashed line).

The visco-elastic model [Darwin \(1908\)](#) assumed that the planet behaves like a Maxwell solid⁷ of constant density ρ , and found:

$$b_g(\sigma) = k_f \frac{\tau_b - \tau_a}{1 + (\tau_b \sigma)^2} \sigma, \quad (24)$$

where $\tau_a = v_e/\mu_e$ and τ_b are the time constants for damping of the body tides,

$$\tau_b = \tau_a(1 + 19\mu_e R/2Gm\rho). \quad (25)$$

The Maxwell solid model is usually accepted as a good approximation of the planet's response to tidal perturbations, although more complete visco-elastic models exist (for a review see [Henning et al. 2009](#)). However, it depends on many uncertain parameters and it is not of practical use when we aim to do simple approximations and considerations on the tidal evolution. In addition, while it can be appropriate to simultaneously describe the elastic and viscous response of the solid body, it is questionable whether it is still valid for the atmospheric deformation is response to thermal gradients.

⁷ A Maxwell body behaves like an elastic body over short time scales, but flows like a fluid over long periods of time. It is characterized by a homogenous rigidity (or shear modulus) μ_e and by a viscosity v_e .

The viscous or linear model In the viscous model, it is assumed that the response time delay to the perturbation is independent of the tidal frequency, i.e., the position of the “maximal tide” is shifted from the sub-stellar point by a constant time-lag Δt_g (e.g. [Mignard 1979](#)). As usual we have $\sigma\Delta t_g \ll 1$, the viscous model becomes linear:

$$b_g(\sigma) = k_2 \sin(\sigma\Delta t_g) \approx k_2 \sigma\Delta t_g. \quad (26)$$

The viscous model is a particular case of the visco-elastic model and is specially adapted to describe the behavior of planets in slow rotating regimes ($\omega \sim n$).

The constant- Q model For the Earth, Q changes by slightly more than an order of magnitude between the Chandler wobble period (about 440 days) and seismic periods of a few seconds (e.g. [Anderson & Minster 1979](#); [Karato & Spetzler 1990](#)), it is also common to treat the specific dissipation as independent of frequency. Thus,

$$b_g(\sigma) \approx \text{sign}(\sigma)k_2/Q. \quad (27)$$

The constant- Q model can be used for long periods of time where the tidal dissipation does not change much, as is the case for moderately rotating planets. However, for slow rotating planets, the constant- Q model is not appropriate as it gives rise to discontinuities for $\sigma = 0$.

2.3. Core-mantle friction

We assume that the Earth-sized planets have internal structures similar to that of our planet, that is, these planets are composed of solid mantle and a liquid core. We suppose that the liquid core is inviscid, incompressible and homogeneous. We also suppose that the internal structure of the planets is unchanged in time, since the core formation time (or condensation velocity) is poorly known.

If there is slippage between the liquid core and the mantle, an additional source of dissipation of rotational energy results from friction occurring at the core-mantle boundary. Indeed, because of their different shapes and densities, the core and the mantle do not have the same dynamical ellipticity and the two parts tend to precess at different rates ([Poincaré 1910](#)). This tendency is more or less counteracted by different interactions produced at their interface: the torque \mathbf{N} of non-radial inertial pressure forces of the mantle over the core provoked by the non-spherical shape of the interface; the torque of the viscous (or turbulent) friction between the core and the mantle; and the torque of the electromagnetic friction, caused by the interaction between electrical currents of the core and the bottom of the magnetized mantle.

[Poincaré \(1910\)](#) classic study shows that the core responds to the precession with a rotation velocity $\boldsymbol{\omega}_c$, whose vector is inclined by a small angle χ with respect to the mantle velocity vector $\boldsymbol{\omega} = \omega \mathbf{k}$ ([Rochester 1976](#); [Correia 2006](#)):

$$\boldsymbol{\delta} = \boldsymbol{\omega} - \boldsymbol{\omega}_c, \quad (28)$$

and

$$\sin \chi = \left| \frac{\boldsymbol{\delta} \times \mathbf{k}}{\omega_c} \right|. \quad (29)$$

Sasao et al. (1980) demonstrated that the pressure inertial torque may be expressed in a general way by:

$$\mathbf{N} = \boldsymbol{\omega}_c \times \mathbf{L}_c - \mathbf{P}_c, \quad (30)$$

where \mathbf{P}_c is the precession torque over the core and \mathbf{L}_c its angular momentum:

$$\mathbf{L}_c = \tilde{\mathbf{I}}_c \cdot \boldsymbol{\omega}_c, \quad (31)$$

with

$$\tilde{\mathbf{I}}_c = \begin{pmatrix} A_c & 0 & 0 \\ 0 & A_c & 0 \\ 0 & 0 & C_c \end{pmatrix}. \quad (32)$$

C_c and A_c are the principal inertial moments of the core. The core's dynamical ellipticity is then given by $E_c = (C_c - A_c)/C_c$. The lower part of the mantle has irregularities that prevent the border between the two layers from being a perfect ellipsoid. According to Hide (1969) the height of these bumps may reach a few kilometers. Thus, for the dynamical ellipticity of the mantle, we establish that $E_c = E_{ch} + \delta E_c$, that is, E_c has a hydrostatic component and a non-hydrostatic component. For Earth, Herring et al. (1986) provide the value $\delta E_c = 1.2 \times 10^{-4}$.

The two types of friction torques (viscous and electromagnetic) depend on the differential rotation between the core and the mantle and can be expressed by a single effective friction torque, Φ . As a general expression for this torque we adopt (Rochester 1976; Mathews & Guo 2005)

$$\Phi = -(\kappa + \kappa' \mathbf{k} \times) \boldsymbol{\delta}, \quad (33)$$

where κ and κ' are effective coupling parameters. Both parameters account for viscous and electromagnetic stresses at the core-mantle interface, that can be written as: $\kappa = \kappa_{\text{vis}} + \kappa_{\text{em}}$, and $\kappa' = \kappa'_{\text{vis}} + \kappa'_{\text{em}}$. Recent estimations of these coefficients can be found in the works of Mathews & Guo (2005) and Deleplace & Cardin (2006). In the simplified case of no magnetic field, the coupling parameters are only given by the viscous friction contributions, which can be simplified as (Noir et al. 2003; Mathews & Guo 2005):

$$\kappa_{\text{vis}} = 2.62 \sqrt{\nu |\omega|} / R_c \quad \text{and} \quad \kappa'_{\text{vis}} = 0.259 \sqrt{\nu |\omega|} / R_c, \quad (34)$$

where R_c is the core radius and ν the kinematic viscosity, which is poorly known. Even in the case of the Earth, the uncertainty in ν covers about 13 orders of magnitude (Lumb & Aldridge 1991), the best estimate so far being $\nu \simeq 10^{-6} \text{ m}^2 \text{ s}^{-1}$ (Gans 1972; Poirier 1988; Wijs et al. 1998).

The contributions for spin variations of a planet may be obtained writing the equations of angular momentum conservation for the core and mantle:

$$\frac{d\mathbf{L}_m}{dt} = \mathbf{P}_m - \mathbf{N} - \Phi, \quad (35)$$

$$\frac{d\mathbf{L}_c}{dt} = \mathbf{P}_c + \mathbf{N} + \Phi, \quad (36)$$

where the \mathbf{P}_m is the precession torque over the mantle and \mathbf{L}_m is its angular momentum.

A general formulation for the equations of motion, valid for the both fast and slow rotation regimes of the planet, can be written as (Correia 2006):

$$\frac{dL}{dt} \simeq -\frac{\kappa A_c C_c \omega \alpha^2 \cos^2 \varepsilon \sin^2 \varepsilon}{(C_c E_c \omega)^2 + \kappa^2}, \quad (37)$$

$$\frac{dX}{dt} \simeq 0. \quad (38)$$

3. Dynamical Analysis

3.1. Obliquity Evolution

Until now, we have been expressing the variations of the spin in Andoyer's variables. Despite their practical use, these variables do not give a clear view of the obliquity variation. Since $x = \cos \varepsilon = X/L$, one obtains:

$$\frac{dx}{dt} = \frac{1}{L} \left(\frac{dX}{dt} - x \frac{dL}{dt} \right). \quad (39)$$

For tidal effects ($\tau = g$ or $\tau = a$), we express dx/dt using the eccentricity series for dL/dt and dX/dt (Eqs. 10, 11 and 19, 20):

$$\begin{aligned} \frac{dx}{dt} &= -\frac{K_\tau}{\omega} \sum_{\sigma} b_\tau(\sigma) (\Upsilon_\sigma - x \Lambda_\sigma) \\ &= K_\tau \frac{1-x^2}{\omega} \sum_{\sigma} b_\tau(\sigma) \Theta_\sigma(x, e). \end{aligned} \quad (40)$$

We thus have

$$\frac{dx}{dt} \propto \frac{1-x^2}{\omega} \frac{d\omega}{dt}, \quad (41)$$

meaning that the obliquity variations are smaller than the rotation rate variations for initially fast rotating planets, and that $\dot{\varepsilon} \propto -\sin \varepsilon$.

For the core-mantle friction effect, the variation of ε is easily computed from expression (39), since $dX/dt \simeq 0$ (Eq. 38).

$$\frac{dx}{dt} \simeq -\frac{x}{L} \frac{dL}{dt} = -\frac{x}{\omega} \frac{d\omega}{dt} \quad (42)$$

It also follows that

$$X = \text{cte.} \Rightarrow x\omega = \text{cte.} \quad (43)$$

3.2. Gravitational tides alone

From expression (18), we notice that for the initial stages of the evolution ($\sigma \gg n$) atmospheric tides are weak. The same is true for core-mantle friction (Eq. 37). As a consequence, gravitational tides dominate the spin evolution for fast rotating rates, thermal tides and core-mantle friction only playing a role for slow rotations (Correia et al. 2003). Therefore, most studies on the spin evolution only consider gravitational tides. For a better comparison with our study, we recall here the main consequences of this effect alone.

If we assume a fast initial rotation, planets spend most of their evolution in the $\omega \gg n$ regime. In this case, $d\omega/dt$ evolves independently of the dissipative model, because all the terms in expression (10) have the same sign. Thus, in this regime gravitational tides always decrease the rotation rate, since $K_g < 0$ (Eq. 9).

When the planet arrives in the slow rotation regime ($\omega \sim n$) some of the terms in equation (10) become negative and we can no longer generalize our conclusions to all dissipative models. However, in the vicinity of tidal frequencies near zero ($\sigma \approx 0$), except for the constant- Q model, all dissipative models can be made linear (Fig. 2). Then, adopting the linear dissipation model described in section 2.2.3, we can write

$$b_g(\sigma) \simeq k_2 \sigma \Delta t_g = \frac{k_2}{Q_n} \frac{\sigma}{2n}, \quad (44)$$

where $Q_n^{-1} = 2n\Delta t_g$ is the specific dissipation factor for small frequencies. For small eccentricity, the highest tidal frequency is $\sigma = 2\omega + 3n$ (Eq. 19), so this approximation is valid⁸ for $Q_n \gtrsim 5$.

In the limit of slow rotation rates, we can then simplify expression (10):

$$\frac{d\omega}{dt} = -K_0 \left[\omega \left(\frac{1+x^2}{2} \right) - n(1+6e^2)x \right], \quad (45)$$

where

$$K_0 = -\frac{3K_g k_2 \Delta t_g}{C} \left(1 + \frac{15}{2}e^2 \right). \quad (46)$$

Thus, for each obliquity there is an equilibrium value for the rotation rate ω_e , obtained when $d\omega/dt = 0$:

$$\frac{\omega_e}{n} = (1+6e^2) \frac{2x}{1+x^2}. \quad (47)$$

For $\omega > \omega_e$ the rotation rate decreases, while for $\omega < \omega_e$ it increases.

3.3. Equilibrium damping time

In order to check if the spin of a given planet is still evolving or if it can be found at its equilibrium rotation, we can compute an evolutionary characteristic time and then compare it to the age of the host star. Since gravitational tides are the dominant effect for the most part of the evolution, we can use this effect alone to estimate the characteristic time needed to reach the equilibrium rotation τ_{eq} . Thus, from expression (45) we get:

$$\tau_{eq} \sim \frac{1}{K_0} = \frac{GC}{3k_2 \Delta t_g R^5} \frac{1}{n^4} = \frac{ma^6}{9Gm_*^2 k_2 \Delta t_g R^3}, \quad (48)$$

with $C \simeq mR^2/3$ and $n^4 = G^2 M_*^2 / a^6$. In Table 1 we computed the characteristic times for existing Earth-sized exoplanets. We notice that, except for GJ 667C g, all known planets have a τ_{eq} lower than the age of the system, and so it is believed that they have already reached an equilibrium rotation state.

3.4. Thermal tides effect

We now include in our analysis the effect from thermal atmospheric tides to the spin evolution (section 2.2.2). As shown earlier, the averaged variation of the spin can be expressed by equation (10) for gravitational tides and by equation (19) for atmospheric tides. Considering that the planet's obliquity is small ($\varepsilon \sim 0$), we can neglect terms higher than ε^2 in equations (10) and (19). In this case, the variation of the spin caused by gravitational tides is then (Correia et al. 2008):

$$T_g = \left. \frac{dL}{dt} \right|_g = \frac{3}{2}K_g \left[(1-5e^2)b_g(2\omega-2n) + \frac{1}{4}e^2b_g(2\omega-n) + \frac{49}{4}e^2b_g(2\omega-3n) \right] \quad (49)$$

In the same way, for thermal atmospheric tides we obtain

$$T_a = \left. \frac{dL}{dt} \right|_a = \frac{3}{2}K_a \left[(1-3e^2)b_a(2\omega-2n) - e^2b_a(2\omega-n) + 9e^2b_a(2\omega-3n) \right] \quad (50)$$

Because the time-lag from gravitational and atmospheric tides are poorly known, in this section we use again the viscous model. Since $\sigma\Delta t$ is usually small, then:

$$b_g(\sigma) \simeq k_2\sigma\Delta t_g \quad \text{and} \quad b_a(\sigma) \simeq -|\tilde{p}_2|\sigma\Delta t_a. \quad (51)$$

For atmospheric tides it is also necessary to consider the response of the surface pressure variations to tidal frequency (Eq. 18). We use the “heating at the ground” model, described in Dobrovolskis & Ingersoll (1980). It is supposed that all the stellar flux absorbed by the ground, F_s , is immediately deposited in a thin layer of atmosphere at the surface. The heating distribution is then written as a delta-function just above the ground ($J_\sigma = gF_s/\tilde{p}_0$). Besides the good agreement with the observations, this approximation is justified because tides in the upper atmosphere are decoupled from the ground by the disparity between their rotation rates. Neglecting v_σ over the thin heated layer, equation (18) becomes:

$$\mathcal{P}_\sigma = F_s/(8H_0) \propto L_*/a^2, \quad (52)$$

where L_* is the star luminosity and a the semi-major axis.

The average evolution of the rotation rate can then be obtained adding the effects of both tidal torques acting on the planet:

$$\frac{dL}{dt} = C\dot{\omega} = (T_g + T_a). \quad (53)$$

Substituting in previous expression T_g and T_a given by equations (49) and (50) together with the viscous dissipative model (Eq. 51), we have⁹:

$$\frac{\dot{\omega}}{-K_0} = \omega - (1+6e^2)n - \omega_s \left[\left(1 - \frac{21}{2}e^2 \right) \text{sign}(\omega-n) - e^2 \text{sign}(2\omega-n) + 9e^2 \text{sign}(2\omega-3n) \right] \quad (54)$$

with

$$\omega_s = \frac{K_a F_s \Delta t_a}{16H_0 K_g k_2 \Delta t_g} \propto \frac{L_* R}{M_* m} a. \quad (55)$$

3.5. Equilibrium final states for the rotation rate

An equilibrium final state occurs when $\dot{\omega} = 0$. From equation (53) this happens when $T_g = -T_a$. When $e = 0$ (see Correia & Laskar 2001),

$$f(\omega-n) = -\frac{T_g}{T_a} = -\frac{K_g b_g(2\omega-2n)}{K_a b_a(2\omega-2n)} = 1, \quad (56)$$

⁹ Eqs. 54 and 55 are similar to Eqs. 5 and 6 in Correia et al. (2008). However, in the present work there is a factor 21/2 instead of 3 in the term $e^2 \text{sign}(\omega-n)$, because we have included the effect from $\Omega(e)$ in the expression of $\dot{\omega}$ and removed it from the definition of ω_s . In Correia et al. (2008) there was also a factor 1/2 missing in the expression of ω_s .

⁸ Assuming $\omega = n$ and $\sin x \approx x$ for $x < 0.5$.

where $f(x)$ is an even function of x . For the dissipative model in use, we can assume that $f(x)$ is monotonic close to equilibrium, and so we have¹⁰:

$$|\omega - n| = f^{-1}(1) = \omega_s. \quad (57)$$

This means that there are two final possibilities for the equilibrium rotation of the planet:

$$\omega^\pm = n \pm \omega_s. \quad (58)$$

If $\omega_s < n$, all final states correspond to prograde final rotation rates (Fig. 3a,b). Retrograde rotation appears only if the planet evolves to the ω^- state together with $\omega_s > n$. As we can see in Table 1, this is the case of planet Venus (Fig. 3c).

For moderate values of the eccentricity and using equations (49) and (50), equation (56) can be rewritten as:

$$f(\omega - n) = 1 - e^2 \left(2 + \frac{g(\omega)}{b_a(2\omega - 2n)} \right) \quad (59)$$

where

$$g(\omega) = \frac{K_g}{4K_a} \left[b_g(2\omega - n) + 49b_g(2\omega - 3n) \right] - b_a(2\omega - n) + 9b_a(2\omega - 3n). \quad (60)$$

When we compute the inverse function of previous equation and use ω_s from expression (57) we get:

$$|\omega - n| = f^{-1}(1) - e^2 \left(2 + \frac{g(\omega)}{b_a(2\omega - 2n)} \right) \frac{\partial f^{-1}}{\partial x} \Big|_{x=1}, \quad (61)$$

which means that we now have four final possibilities for the equilibrium rotation of the planet:

$$\omega_{1,2}^\pm = n \pm \omega_s + e^2 \delta_{1,2}^\pm, \quad (62)$$

with

$$\delta_{1,2}^\pm = \left(2 + \frac{g(\omega)}{b_a(2\omega - 2n)} \right) \frac{\partial f^{-1}}{\partial x} \Big|_{x=1}. \quad (63)$$

Adopting the dissipation model from equation (51) and using expression (54), we find that ω_2^+ occurs when $\omega > 3n/2$ and:

$$\begin{aligned} \omega_2^+ &= (1 + 6e^2)n + \omega_s \left[1 + e^2 \left(9 - \frac{21}{2} - 1 \right) \right] \\ &= n + \omega_s + e^2 \left(6n - \frac{5}{2}\omega_s \right). \end{aligned} \quad (64)$$

Similarly, we find the ω_1^+ state when $n < \omega < 3n/2$

$$\omega_1^+ = n + \omega_s + e^2 \left(6n - \frac{41}{2}\omega_s \right), \quad (65)$$

when $n/2 < \omega < n$ we have the ω_1^- state:

$$\omega_1^- = n - \omega_s + e^2 \left(6n + \frac{1}{2}\omega_s \right), \quad (66)$$

and finally for $\omega < n/2$ we have

$$\omega_2^- = n - \omega_s + e^2 \left(6n + \frac{5}{2}\omega_s \right). \quad (67)$$

¹⁰ In the case $e = 0$, we see that ω_s is also the synodic frequency.

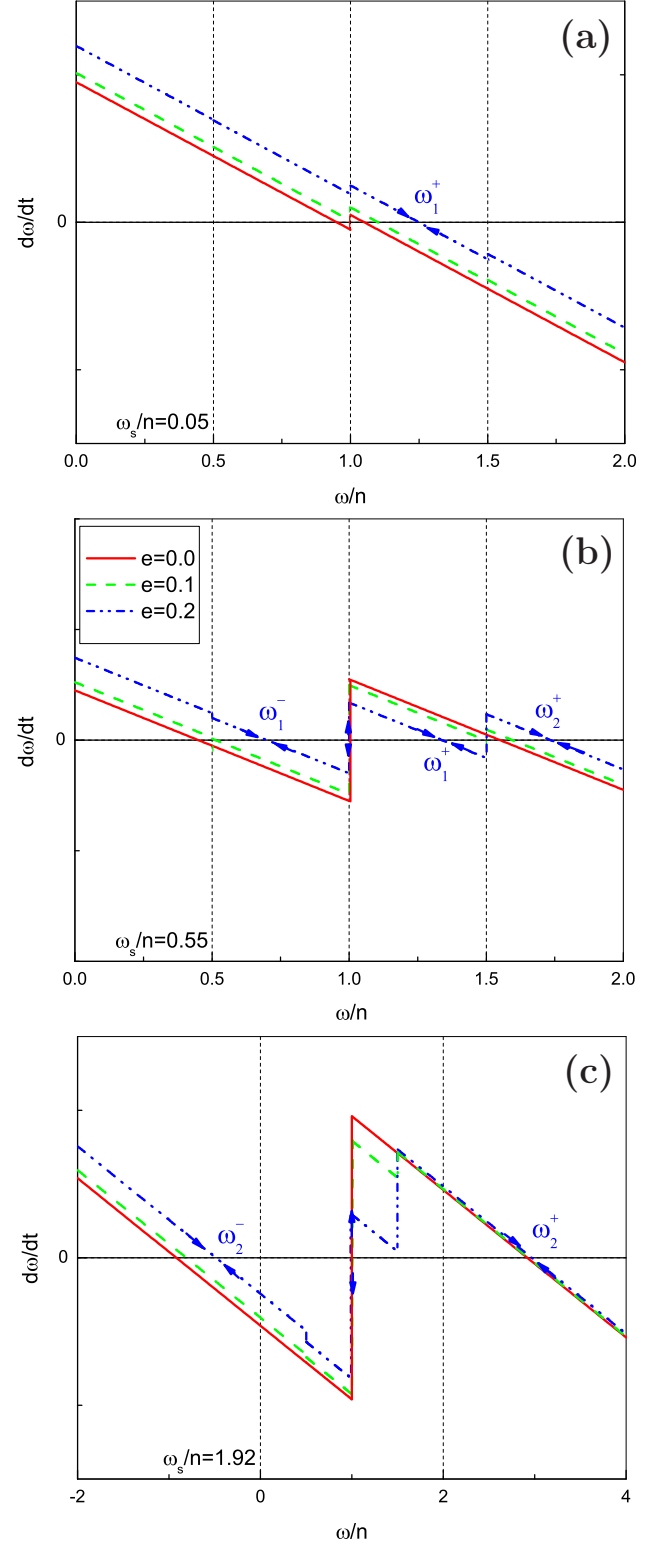


Fig. 3. Variation of $\dot{\omega}$ with ω/n (Eq. 54) for (a) $\omega_s/n = 0.05$, (b) $\omega_s/n = 0.55$, and (c) $\omega_s/n = 1.92$, using different eccentricities ($e=0.0, 0.1, 0.2$). The equilibrium rotation rates are given by $\dot{\omega} = 0$ and the arrows indicate whether it is a stable or unstable equilibrium position.

Then, expression (63) can be rewritten as:

$$\delta_{1,2}^- = 6n + \left(\frac{3}{2} \pm 1 \right) \omega_s \quad (68)$$

and

$$\delta_{1,2}^+ = 6n - \left(\frac{23}{2} \pm 9\right) \omega_s. \quad (69)$$

Because the set of final states $\omega_{1,2}^\pm$ must also verify

$$\omega_2^- < n/2 < \omega_1^- < n < \omega_1^+ < 3n/2 < \omega_2^+, \quad (70)$$

in general, and depending on the values of ω_s and e , these four equilibrium rotation states cannot coexist all simultaneously. In particular, when we adopt the viscous tidal model (Eq. 51), the final states ω_1^- and ω_1^+ never coexist with ω_2^- . At most three different equilibrium states are therefore possible, obtained when ω_s/n is close to $1/2$, or more precisely, when

$$\frac{1/2 - 6e^2}{1 - 5e^2/2} < \frac{\omega_s}{n} < \frac{1/2 - 6e^2}{1 - 41e^2/2}. \quad (71)$$

Conversely, we have that ω_1^+ is the single final state that exists whenever $\omega_s/n < 6e^2(1 + e^2/2)$.

In Figure 3 we plot some examples for the rotation rate evolution for some ω_s and eccentricity values. We see that when ω_s/n is close to zero only the final equilibrium state ω_1^+ is possible (Fig. 3a). For $\omega_s/n = 1.92$, the Venus value, two final equilibrium states are possible: the ω_2^- and the ω_2^+ (Fig. 3c). However, when $\omega_s/n = 0.55$ we still have two possible states for $e = 0.0$ (ω_1^- and ω_1^+), but there are three possible final states for $e > 0.1$ (ω_1^- , ω_1^+ and ω_2^+) (Fig. 3b).

In Figure 4 we plot the possible equilibrium rotation states as a function of ω_s/n for eccentricities of $e = 0.0, 0.1$, and 0.2 . Depending on ω_s/n and the eccentricity values, the planet may have one, two, or three possibilities to evolve. If ω_s/n is close to 0.5 the planet has more possible final states (Eq. 71): if the eccentricity is zero, the planet has two possible final states, but if the eccentricity of the planet is 0.1 or 0.2 there are three possibilities. We can also note that for $e = 0$, retrograde states appear when $\omega_s/n \geq 1$, but for $e = 0.1$ and $e = 0.2$ the rotation rate must be slightly higher. More exactly, it is needed that $\omega_s/n \geq (1 + 17e^2/2)$, i.e., $\omega_s/n \geq 1.09$ for $e = 0.1$, and $\omega_s/n \geq 1.34$ for $e = 0.2$.

3.6. Application to already known exoplanets

Although we have witnessed in the last few years an increase in the discovery of Earth-sized exoplanets, the physical data for these planets are still scarce. Hence, we can only do some assumptions that allow us to infer some constraints on their final spin evolution. We assume here that these planets are rocky with a dense atmosphere like Venus (Alibert et al. 2006; Rafikov 2006). We can call these Earth-sized exoplanets as *V-type planets*. Using the empirical mass-luminosity relation $L_* \propto M_*^4$ (Cester et al. 1983) and the mass-radius relation for terrestrial planets¹¹ $R \propto m^{0.274}$ (Sotin et al. 2007), we get from equation (55):

$$\frac{\omega_s}{n} \propto \frac{L_* R}{M_* m} \frac{a}{n} = k(aM_*)^{2.5} m^{-0.726}. \quad (72)$$

k is a coefficient of proportionality containing the parameters that we cannot constrain for these planets (H_0 , F_s , k_2 , Δt_g and Δt_a). Assuming that all unknown properties of the Earth-sized planets are the same as for Venus ($2\pi/\omega_s = 116.1$ and so $\omega_s/n = 1.9255$), we compute¹²:

$$k = \frac{\omega_s}{n} (aM_*)^{-2.5} m^{0.726} = 3.73 (\text{AU } M_\odot)^{-2.5} m_\oplus^{0.726} \quad (73)$$

Using the previous equation, we can estimate the ω_s/n ratio for all known Earth-sized planets (Table 1).

As shown in equation (72), ω_s/n is a function of the product aM_* . To see how the equilibrium rotation rate states depend on these parameters, in Figure 5 we plot the number of values of the equilibrium rotation states as a function aM_* , for eccentricities $e = 0.0, 0.1$, and 0.2 . We can compare Figure 5 with Table 1, where the planet's parameters and the possible final equilibrium states are presented. The actual rotation state of the planet Venus corresponds to the ω_2^- equilibrium state. For the remaining exoplanets here studied, only one equilibrium rotation state is possible, the ω_1^+ state. There is only one exception, planet HD 40307 f, which has two possible equilibrium states (ω_1^+ and ω_1^-), but their values are too close to be distinguished in a future direct observation of the planet.

The aM_* value for all planets listed in Table 1 is small as a consequence of the present limitations of the detection techniques: at present we are only able to detect Earth-sized planets orbiting very close to low-mass stars, for which gravitational tides dominate.

3.7. Generalization to Earth-sized planets

With the continuous increase in the precision of detection methods, we expect to soon find planets orbiting Sun-like stars as distant from them as the Earth or Venus are from the Sun (e.g. D'Odorico & CODEX/ESPRESSO Team 2007). Foreseeing this situation, we applied the previous calculations to long-period Earth-sized planets, that may eventually be found in the HZ of these systems.

Assuming that the planet's mass and radius are the same of Venus and a host star with the mass of the Sun, we made calculations for three different values of the eccentricity ($e = 0.0, 0.1$, and 0.2), varying for each one the value of the semi-major axis a . As expected, more possible equilibrium rotation states appear (Table 2). For the same eccentricity we note that the difference in the rotation period of the several equilibrium states is enlarged by the distance to the star. We can also see that for higher values of aM_* retrograde states may be possible. Setting $\omega_2^- < 0$ (Eq. 67) and substituting ω_s/n by equation (72), we may find the value of rotation rate needed for a retrograde state:

$$aM_* \geq \left[\frac{1}{3.73} \left(1 + \frac{17}{2} e^2 \right) \right]^{0.4}. \quad (74)$$

Thus, for zero eccentricity a retrograde state is possible when $aM_* \gtrsim 0.59$, for $e = 0.1$ a possible retrograde states appears when $aM_* \gtrsim 0.61$, while for an eccentricity of

¹² We found here a slightly different value for k than in Correia et al. (2008), where the value was $k = 3.32 (\text{AU } M_\odot)^{-2.5} m_\oplus^{0.726}$. This difference was probably a misprint, because we found no problem with the expressions involving k presented in that paper.

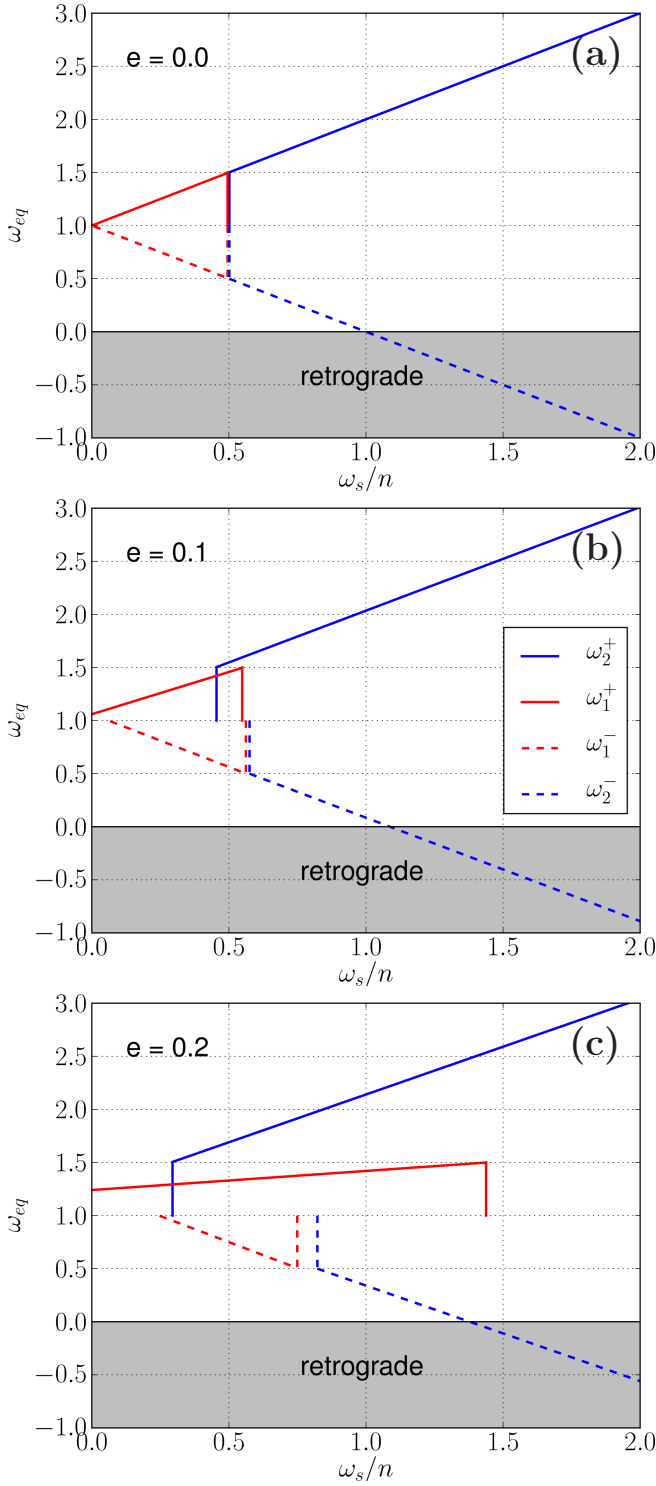


Fig. 4. Equilibrium positions of the rotation rate as a function of the product ω_s/n for three different values of the eccentricity: (a) $e = 0.0$, (b) $e = 0.1$, and (c) $e = 0.2$. The solid red line corresponds to the ω_1^+ state, the dotted red to the ω_1^- state, the solid blue line to the ω_2^+ state, and the dotted blue line to the ω_2^- state.

$e = 0.2$, we need $aM_* \gtrsim 0.66$ for retrograde rotation. This is also confirmed in Figure 5, where we can see that planets with eccentricities of $e = 0.1$ and 0.2 have a retrograde equilibrium state for a aM_* product higher than 0.6 . Ta-

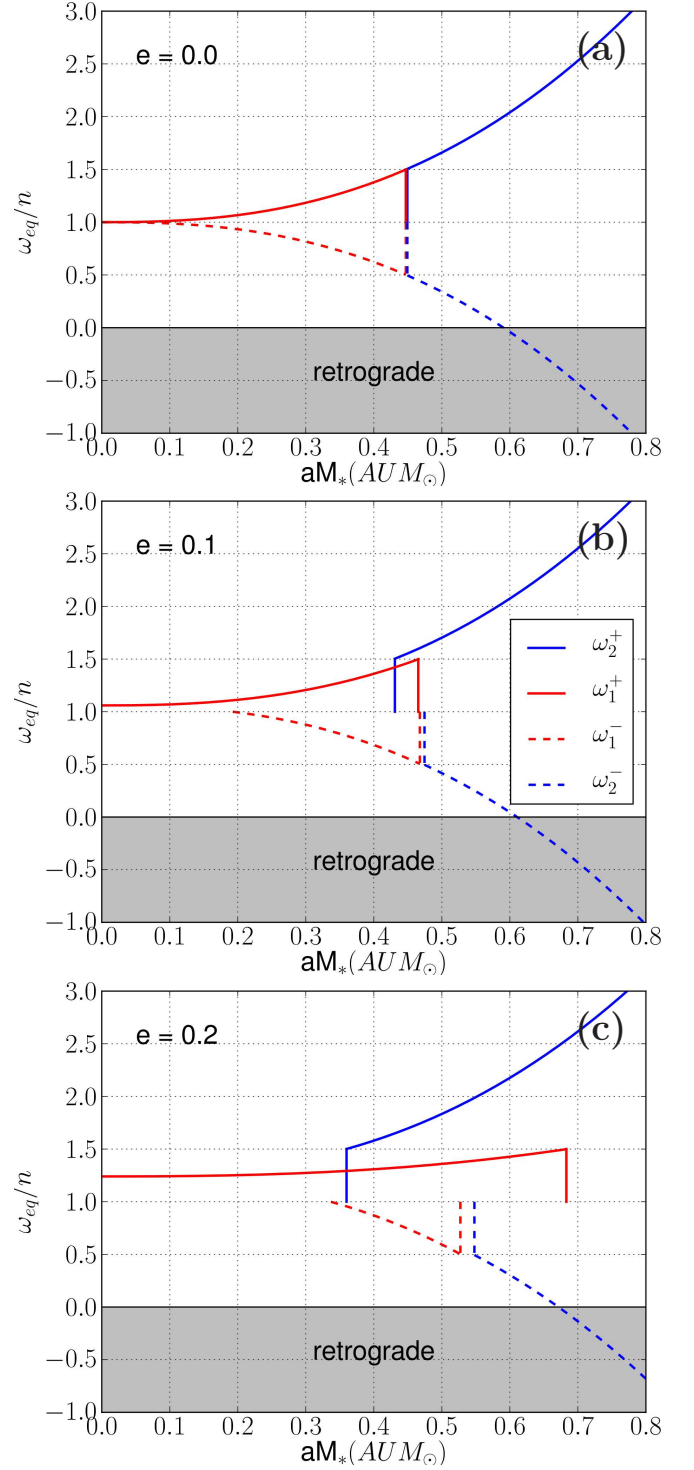


Fig. 5. Equilibrium positions of the rotation rate as a function of the product aM_* for three different values of the eccentricity: (a) $e = 0.0$, (b) $e = 0.1$ and (c) $e = 0.2$. The solid red line corresponds to the ω_1^+ state, the dotted red line to the ω_1^- state, the solid blue line to the ω_2^+ state, and the dotted blue line to the ω_2^- state.

ble 2 and Figure 5 are also in agreement on the number of states when aM_* is around $0.45 AU M_\odot$. Although only two states can be found when the eccentricity is zero, for eccentricities of 0.1 and 0.2 we find three equilibrium states.

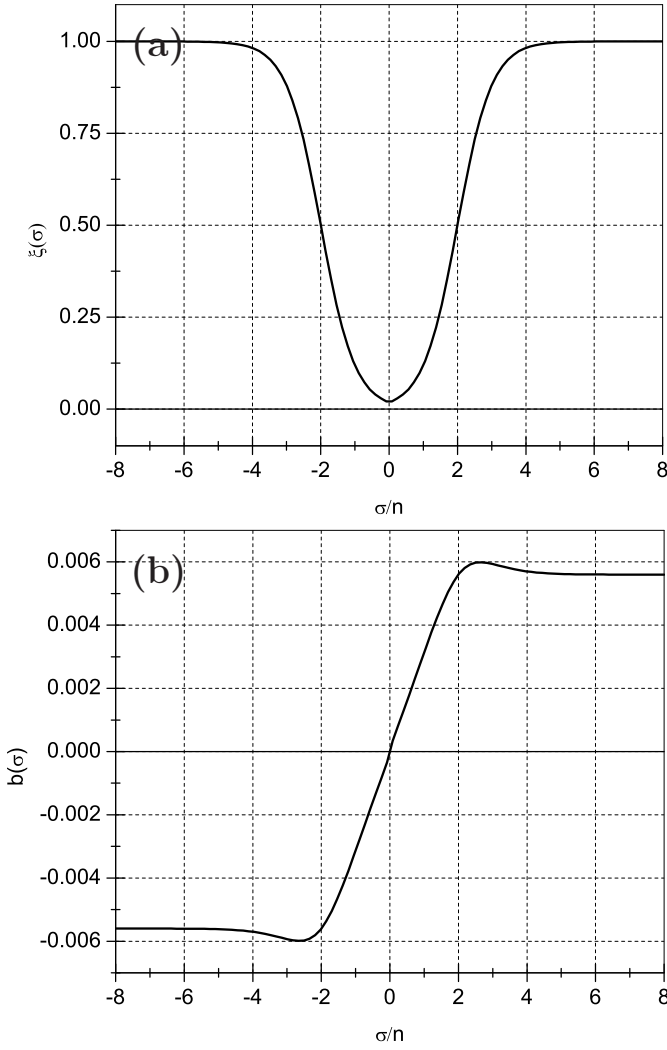


Fig. 6. (a) $\xi(\sigma)$ vs σ with $\sigma_c/n = 2$; (b) behavior of $b_g(\sigma)$ using the interpolated model smoothed by $\xi(\sigma)$.

4. Numerical Simulations

4.1. An Interpolated Dissipative Model

During the spin evolution of the planets, the tidal frequency varies and so does the dissipation factors $b(\sigma)$ (Eqs. 12, and 17). Because the rheology of the planets is poorly known, the exact dependence of the dissipation on the tidal frequency is unknown. In section 2.2.3 we described the most commonly used dissipation models (Fig. 2). However, the visco-elastic model seems inappropriate for atmospheric tides, while the viscous one is not realistic for $\sigma \gg n$, and the constant- Q for $\sigma \ll n$. More complex models exist (e.g. [Efroimsky & Williams 2009](#)), but for simplicity we adopt here an interpolated model that behaves like the linear model for small values of σ and like the constant- Q model when σ increases (e.g. [Ćuk & Stewart 2012](#)). This model is also in agreement with the analytical simplifications from section 3. It is also very close to the models obtained by [Remus et al. \(2012\)](#) in their construction of a tidal model for small and moderate spin rates based on hydrodynamical equations (see Fig. 4 in [Remus et al. 2012](#)).

For gravitational tides the time-lag is then given by

$$b_g(\sigma) = k_2 \sigma \Delta t_g(\sigma) = \frac{k_2}{2Q_n} \left[\frac{\sigma}{n} + \left(2 \operatorname{sign}(\sigma) - \frac{\sigma}{n} \right) \xi(\sigma) \right], \quad (75)$$

where $\xi(\sigma)$ is a function varying between 0 and 1, used to make a smooth passage between the two regimes:

$$\xi(\sigma) = \frac{1}{2} + \frac{1}{2} \tanh \left(\frac{|\sigma|}{n} - 2 \right). \quad (76)$$

In Figure 6 we plot the above expressions as a function of the tidal frequency. The transition of regime occurs for $\sigma_c = 2n$, and Q_n corresponds to the dissipation Q -factor during the constant phase.

For thermal atmospheric tides, the time-lag $\Delta t_a(\sigma)$ is simply obtained from expression (55):

$$\Delta t_a(\sigma) = \Delta t_g(\sigma) \frac{16H_0 K_g k_2}{K_a F_s} \omega_s. \quad (77)$$

4.2. Choice of Parameters

Since much is unknown about exoplanets, we need to make some assumptions in our simulations. As we already stated, we consider here *V-type planets*. We assume that these planets with masses lower than $10 M_\oplus$ have a structure similar to the terrestrial planets of the Solar System, and a dense atmosphere capable of influencing their spin evolution. Thus, for a given exoplanet, we adopt for the unknown parameters the corresponding value from Venus¹³. Therefore, in our simulations we take the potential Love number $k_2 = 0.28$, $Q_n = 50$, the mean density $\bar{\rho} = 5.24 \times 10^3 \text{ Kg m}^{-3}$, and the stellar energy that reaches the planet surface $F_s = 100 \text{ W m}^{-2}$. For the mantle dynamic ellipticity we adopt $\delta E_d = 1.3 \times 10^{-5}$ and for the kinematic viscosity $\nu = 10^{-6} \text{ m}^2 \text{ s}^{-1}$. For the core radius $R_c = 3.1 \times 10^6 \text{ m}$, the planet structure coefficient $C/mR^2 = 0.336$, and the ratio between the core moment of inertia and moment of inertia $C_c/C = 0.084$ ([Yoder 1995, 1997](#)).

In our simulations we start with $P_{in} = 1$ or 2 day, a rotation period that is faster than the predicted present rotation. Since some of these planets orbit very close to the star, and hence end up with fast equilibrium rotations (e.g. planet 55 Cnc *e*, whose final rotation is estimated to be 0.733 day), we also tested the possibility of planets evolved from a slower rotation to a faster one, with $P_{in} = 25$ day. The results of these simulations are presented in the next two sections.

4.3. Application to already known exoplanets

In Figure 7 we show the spin evolution for the planets HD 40307 *b* and *g* with time. We adopted $P_{in} = 1$ day and initial obliquities ranging from 0° to 180° , with a step of 5° . Although the initial rotation rate is the same for planets *b* and *g*, the initial ratio ω/n is much higher for planet *g*,

¹³ The Earth and Venus' parameters are very similar, in particular when we want to extrapolate for exoplanets with masses ranging from 0.1 to $10 M_\oplus$. We preferred to use Venus' parameters in order to better compare with previous studies on the Solar System.

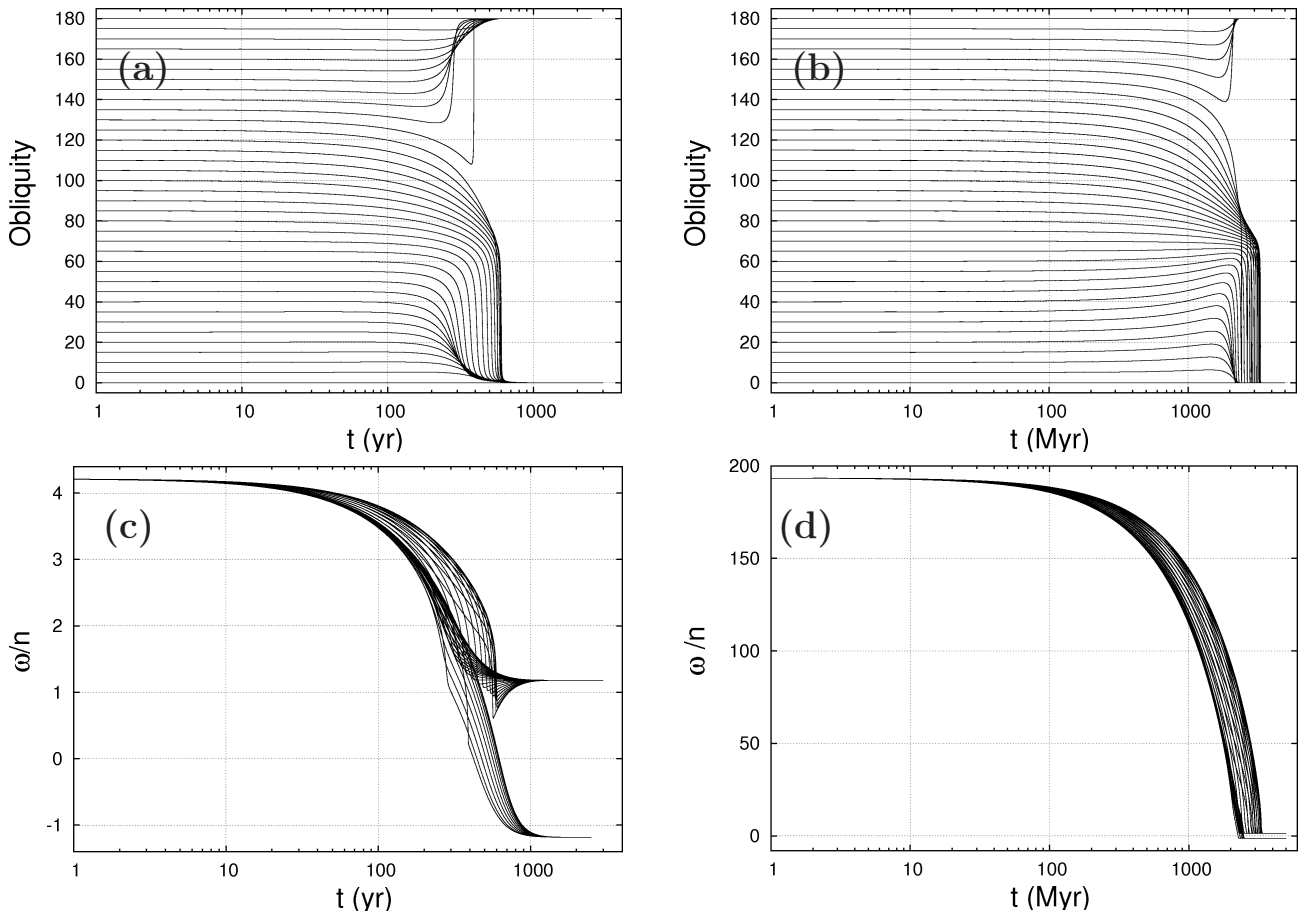


Fig. 7. Spin evolution with time for the planets HD 40307 *b* (left) and HD 40307 *g* (right), with $P_{in} = 1$ day and initial obliquities ranging from $\varepsilon = 0^\circ$ to 180° . We plot the obliquity (top) and ω/n (bottom) evolution. Each line represents a different initial obliquity value. The lower lines in the ω/n plot corresponds to the initial obliquities closer to 180° .

because the mean motion n is smaller. As a consequence, the characteristic evolution time-scale is about 100 yr for planet *b*, while it is 1 Gyr for planet *g*. Those values are in agreement with the ones computed using equation (48) (Table 1). After that time all trajectories reach a final equilibrium for the spin, but depending on the initial value of the obliquity, the exact time can be different. Contrary to what we could expect, initial obliquities close to 180° , usually take less time to reach the equilibrium than lower initial values. This can be understood, since for high obliquities there are more harmonics with significant value that contribute to the spin evolution (Eqs. 10, 11).

At first glance it may seem that there are two final equilibrium rotation states: one for final obliquities equal to 0° , and another for 180° . However, all initial obliquities evolve into the $2\pi/\omega_1^+$ final rotation state, the only possibility for these two planets (Table 1). For the initial obliquities close to 0° , the rotation rate is always positive and the obliquity is decreased to zero degrees. For initial obliquities close to 180° the obliquity evolves into this value, while the rotation rate slows down until zero and then increases in the other way, until it stabilizes at a negative value $-2\pi/|\omega_1^+|$. This is the same as having a planet with zero obliquity rotating prograde, that is, the couple $(-\omega, \pi - \varepsilon)$ is mathematically equivalent to (ω, ε) . Therefore, there are two different paths, but they lead to the same final equilibrium. This has also been described for Venus (Correia & Laskar 2001, 2003b).

It is also interesting to note that for initial obliquities around 90° , the rotation rate decreases to a value lower than that of equilibrium, and then it increases again until equilibrium is reached. This behavior is in agreement with expression (47).

Comparing the rotation rate and the obliquity evolutions shown in Figure 7 we also note that the obliquity is initially slightly constant and takes more time to reach the equilibrium than the rotation rate. The explanation for this behavior is given in section 3.1. As we can see from expression (41), the obliquity variation is inversely proportional to the rotation rate. Thus, for a fast initial rotation, the obliquity does not change much. This is particularly visible for HD 40307 *g*, since the initial rotation $\omega \gg n$. However, as the rotation rate decreases we observe a strong variation in the obliquity. Finally, the obliquity slowly decreases into zero, since $dx/dt \propto (1 - x^2) \Leftrightarrow d\varepsilon/dt \propto -\sin \varepsilon$ (Eq. 40).

In Figure 8 we show the obliquity evolution with the rotation rate ω/n for many systems listed in Table 1 (including HD 40307 *b* and *g*), always starting with an initial rotational period $P = 1$ day. We observe again the dichotomy in the obliquity evolution: it can only end up in 0° or 180° . This result was demonstrated in Correia et al. (2003) for Venus' parameters, but it seems to remain valid for all Earth-sized planets, even for those in eccentric orbits. This is in agreement with the assumption $\varepsilon \simeq 0^\circ$ that we made when looking for final states (section 3.5).

As a result of the obliquity's dichotomy, it appears that all planets have two possible final states, one prograde and another retrograde. For most of them only one final rotation state is possible, we are just observing the equivalent couples (ω, ε) and $(-\omega, \pi - \varepsilon)$. However, in one case, for HD 40307 *f* (Fig. 8e), we can indeed observe two final rotation possibilities, the states ω_1^+ and ω_1^- (Table 1). Because these two states are so close to each other, it is nonetheless very difficult to distinguish them in the figure.

For all planets shown in Figure 8 we also observe that the obliquity evolves into its final position at 0° or 180° always before $\omega/n = 0$. This is because for very slow rotation rates, core-mantle friction becomes dominating over tidal effects (Eq. 42), quickly driving the obliquity to its final position. Therefore, the transition from positive into negative rotation rates only occurs at obliquities very close to 0° or 180° .

In the case of 55 Cnc *e* (Fig. 8g) we initially have $\omega/n \approx 0.76$, that is, the initial rotation period of the planet is slower than the orbital period. As a consequence, contrarily to the remaining examples in Figure 8, the rotation rate needs to increase its value to reach the equilibrium value near the synchronous rotation. We indeed observe this behavior for initial obliquities close to 0° . However, for initial obliquities higher than 30° , the rotation rate still decreases to a lower ratio $\omega/n < 0.76$, before evolving into to the final equilibrium rotation. The explanation for this behavior can be found in equation (47): for non-zero obliquities, the equilibrium rotation rate is below the synchronous rotation, so as long as the obliquity remains high we have $0 < \omega/n < 1$.

In Figure 9 we show again the obliquity evolution with the rotation rate ω/n for the same systems in Figure 8, but now starting with a slower rotation period $P_{in} = 25$ day. Since most planets discovered so far are close-in planets with orbital periods smaller than 25 day, we now have an initial rotation rates $\omega < n$ for these planets. As a consequence, we observe an identical behavior as the one described for 55 Cnc *e* with $P_{in} = 1$ day (Fig. 8g).

Although the spin evolution with $\omega < n$ (Fig. 9) is completely different from the situation with $\omega > n$ (Fig. 8), the final rotation states are exactly the same. Different initial conditions lead to alternative evolutionary paths, but the final picture is the same. However, when $\omega < n$ we observe that there are much more trajectories increasing its obliquity to 180° . This behavior is related to the onset of core-mantle friction. From equation (43) we have that 1) this effect is stronger for slow rotation rates; 2) when this effect becomes dominating, the obliquity evolves into 180° if $\varepsilon > 90^\circ$ ($x_f = x_0\omega_0/\omega_f$). Indeed, in Figure 9 we clearly observe that when $\omega/n \sim 0$ there is a sudden inversion of the obliquity trend, whose final evolution is dictated by the 90° threshold.

We conclude that gravitational tides control the initial stages of the evolution, and that thermal atmospheric tides are only important in the definition of the final equilibrium rotation. Core-mantle friction only becomes important in the slow rotation regime ($\omega \sim n$), but for very slow rotations it rules over both tidal effects.

4.4. Earth-sized planets in the Habitable Zone

Since most existing terrestrial planets are very close to their parent stars and/or orbit low-mass stars, usually there is only one final equilibrium rotation rate, given by state ω_1^+ (Fig. 5, Table 1). In the examples from Figures 8 and 9, only for HD 40703 *f* two final states are possible, but yet they are very close to each other and hardly distinguishable. As a consequence, in the simulations from previous section, we were unable to observe evolutionary paths leading to very different configurations, such as retrograde rotation.

In section 3.7 we investigated the most favorable orbital parameters that lead to multi-final states configurations. We saw that this correspond to planets not very close to the star (Eq. 74), which may coincide with the HZ of their systems. Therefore, in order to observe more interesting evolutionary behaviors, we have also performed simulations for hypothetical Earth-sized planets around a Sun-like star, starting with an orbital period of 2 day. The final results from the simulations are in agreement with the equilibria states listed in Table 2.

In Figure 10 we plotted some representative examples for different eccentricity and semi-major axis values. Although the initial rotation period is the same in all simulations, the initial ratio ω/n increases with the semi-major axis (since the mean motion decreases as the planet is moved away from the star). We still observe that the only possible final obliquities are $\varepsilon = 0^\circ$ and 180° .

For different semi-major axis the main feature is the number of trajectories with increasing or decreasing obliquity. For close-in planets ($a < 0.1$ AU) the picture is very similar to the real Earth-sized planets studied in section 4.3, but as the planet moves away from the star (or the stellar mass increase), more obliquities evolve into 180° . This is a direct consequence of thermal atmospheric tides, that push the obliquity toward 180° , and whose relative strength with respect to the gravitational tides increases for distant planets around Sun-like stars.

For a specific semi-major axis value, the global picture does not vary much for different eccentricities. However, the final evolution can be quite different, since the number of final states and their specific values can change completely (Table 2). For planets in circular orbits ($e = 0.0$) only two final states are possible, symmetrical around synchronous rotation ($\omega = n \pm \omega_s$) (Figs. 4 and 5). However, the rotation periods only become substantially different from the synchronous rotation when planets are sufficiently distant from the star, since the effect from thermal atmospheric tides is more significant there. In particular, one of these states becomes retrograde for $aM_* > 0.59 \text{ AU } M_\odot$ (Eq. 74). Indeed, when $aM_* = 0.6 \text{ AU } M_\odot$ (Fig. 10j), we can already observe a retrograde rotation state, $2\pi/\omega_2^- = -821$ day, obtained whenever the initial obliquity is higher than 60° . The detailed final evolution near $\varepsilon \simeq 0^\circ$ is shown in Figure 11a. Note, however, that while for initial $60^\circ \leq \varepsilon < 120^\circ$ the obliquity is reduced to zero and the final state is reached through negative rotation, for $\varepsilon \geq 120^\circ$ the obliquity evolves into 180° and the rotation rate is stabilized at positive rotation of 821 day. These final evolution scenarios are very similar to the case of Venus ($a = 0.72 \text{ AU}$), for which the presently observed rotation is also retrograde (Correia & Laskar 2001, 2003b).

For non-circular orbits, the final evolution of the planets become more interesting. For instance, when $e = 0.1$, the

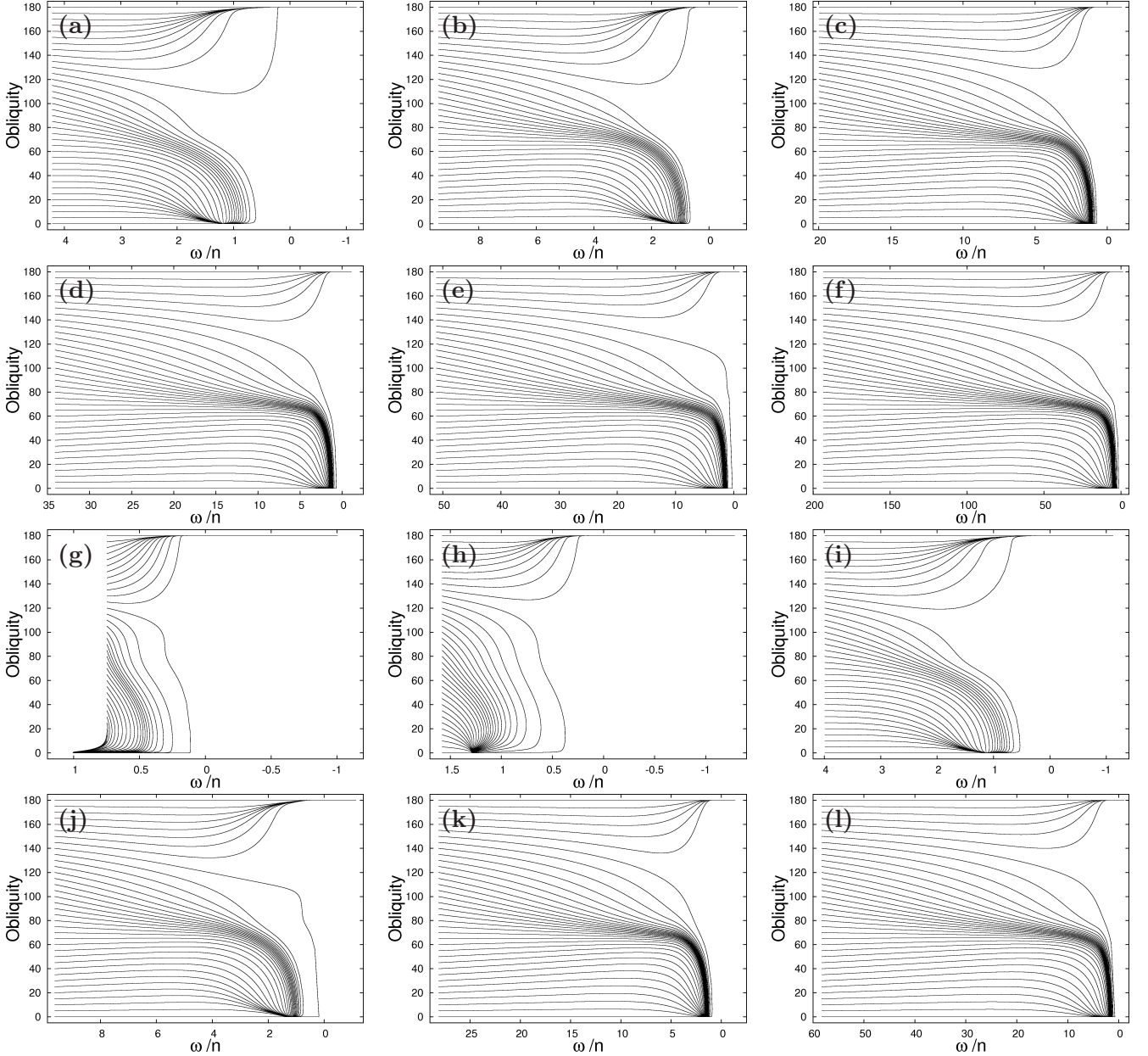


Fig. 8. Obliquity evolution with the rotation rate for several Earth-sized planets taken from Table 1 with an initial rotation period of $P_{in} = 1$ day: (a) to (f) HD 40307 *b* to *g*; (g) 55 Cnc *e*; (h) GJ 1214 *b*; (i) HD 215497 *b*; (j) μ Arae *c*; (k) GJ 667C *c*; (l) HD 85512 *b*.

simulation with $a = 0.42$ AU (Fig. 10e) shows three final possibilities for the spin (all prograde): for initial obliquities $\varepsilon \leq 40^\circ$ trajectories go to the final state $2\pi/\omega_2^+ = 64$ day; for $40^\circ < \varepsilon < 100^\circ$ they go to the final state $2\pi/\omega_1^+ = 68$ day, and for $\varepsilon \geq 100^\circ$ they go to the final state $2\pi/\omega_1^- = 176$ day.

Similarly, for $e = 0.2$ and the same semi-major axis $a = 0.42$ AU (Fig. 10f), we still have the same three final states, but with slightly different periods. In Figure 11b we show the detailed final evolution near $\varepsilon = 0^\circ$ in this case, where the three distinct equilibria can be observed. For $e = 0.2$ with slightly higher semi-major axis or stellar mass ($aM_* = 0.5$ AU M_\odot) (Fig. 10i), we still observe three final states, but the final state ω_1^- is replaced by ω_2^- , while

for $aM_* = 0.6$ AU M_\odot (Fig. 10l) we are back to two final states (the ω_1^+ final state disappears).

When we look at hypothetical Earth-sized planets with three possible final states, we observe that their sequence is always the same: lower values of initial obliquities correspond to the ω_2^+ state, intermediate initial values correspond to the ω_1^+ state, and higher initial obliquities to the ω_1^- or ω_2^- final states. The final equilibrium of the planet depends on the value of the rotation rate ω/n when the obliquity reaches 0° . Indeed, in the final evolution zooms shown in Figure 11 we observe that the rotation of the planet evolves into the equilibrium state that is closer to the rotation rate when it reaches $\varepsilon = 0^\circ$.

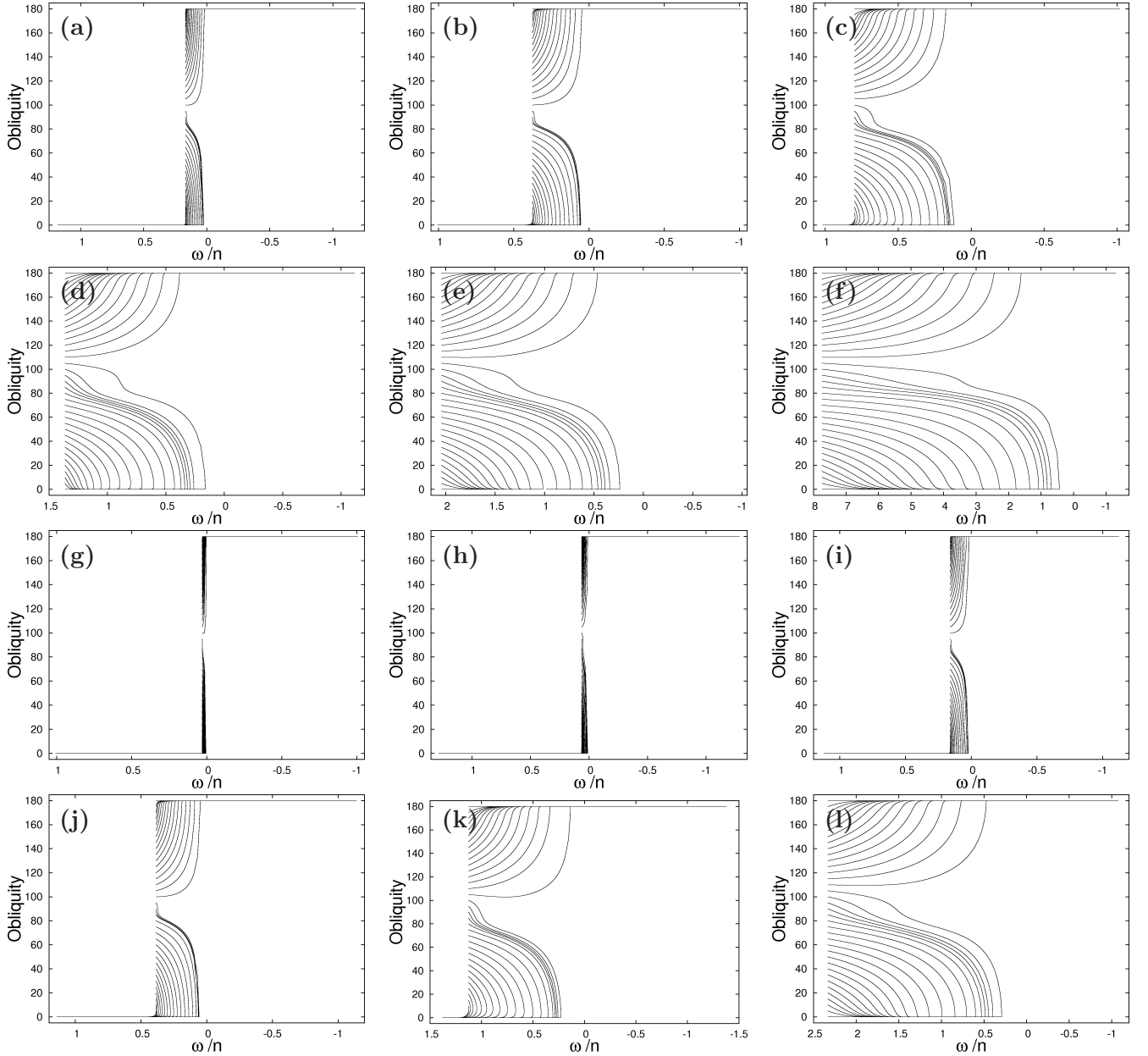


Fig. 9. Obliquity evolution with the rotation rate for several Earth-sized planets taken from Table 1 with an initial rotation period of $P_{in} = 25$ day: (a) to (f) HD 40307 *b* to *g*; (g) 55 Cnc *e*; (h) GJ 1214 *b*; (i) HD 215497 *b*; (j) μ Arae *c*; (k) GJ 667C *c*; (l) HD 85112 *b*.

5. Discussion and Conclusion

In this paper we have studied the long-term spin evolution of Earth-sized exoplanets. Our study includes not only the commonly-used gravitational tides, but also thermal atmospheric tides and core-mantle friction. In addition to previous works, we also considered the effect of the obliquity, and the effect of non-circular orbits with moderate eccentricity ($e < 0.3$).

Our model contains some uncertain parameters related to the dissipation within the planets, but we can gather all this information in a single parameter, ω_s , which is a measurement of the relative strength between gravitational and thermal tides. Therefore, by varying this parameter, we can cover all possibilities for the rotation of Earth-sized planets. For a planet with moderate eccentricity and low

obliquity, at most four final equilibrium positions are possible. For eccentricities higher than $e \sim 0.5$, terms of higher degree in e should be considered that may generate additional equilibrium positions, not included in the present study.

We have shown that gravitational tides control much of the evolution, in particular for initially fast rotating rates ($\omega \gg n$). However, when the planet enters in a slow rotating regime ($\omega \sim n$), core-mantle friction drives the final evolution of the obliquity, that can only be stabilized at 0° or 180° . Thermal tides can then play an important role in determining the final equilibrium rotation rate, depending on ω_s/n . This ratio increases rapidly with the semi-major axis and mass of the star because $\omega_s/n \propto (aM_*)^{2.5}$. Thus, the effect of the atmosphere on the spin is more pronounced

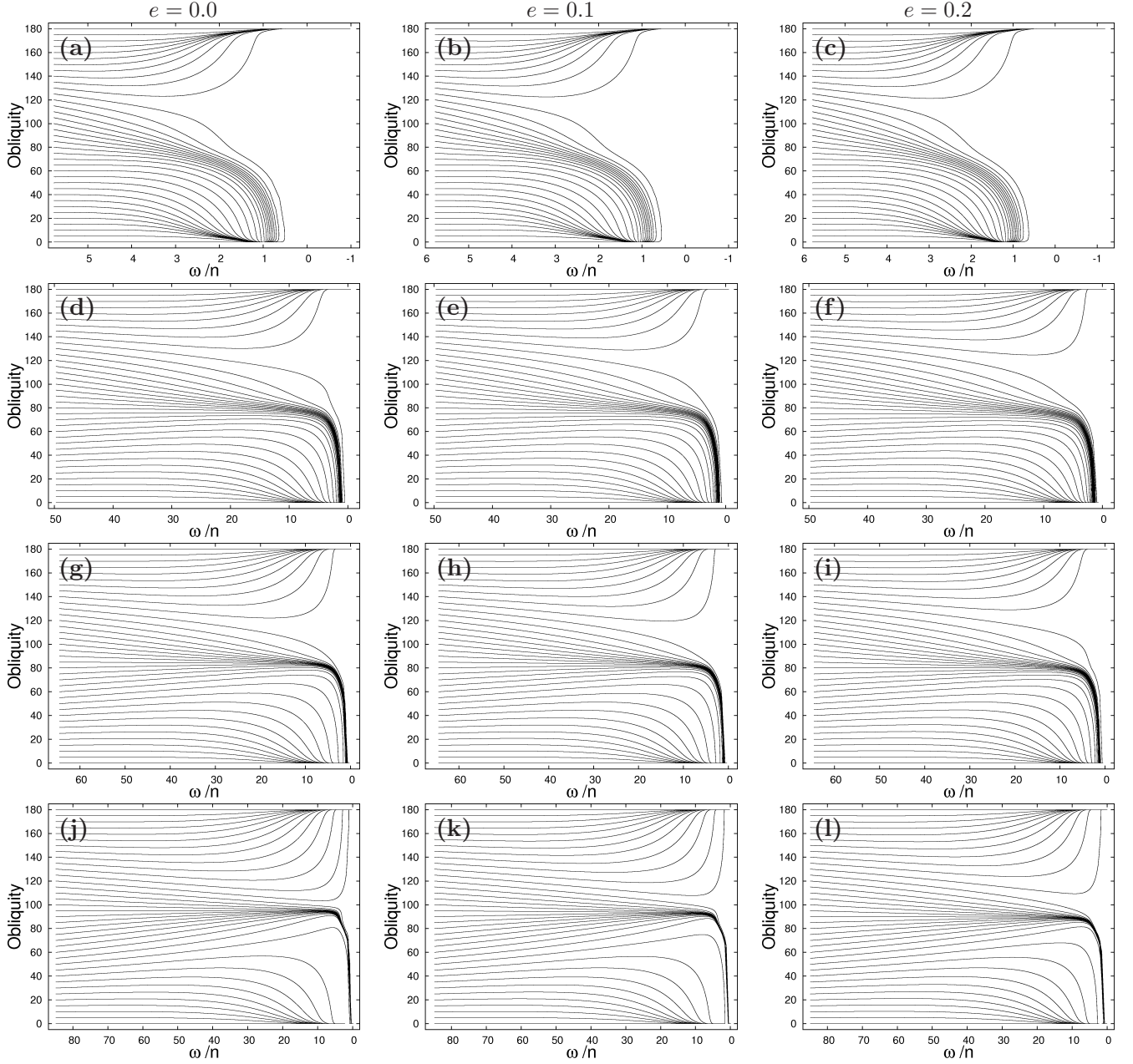


Fig. 10. Obliquity evolution with the rotation rate for several hypothetical Earth-sized planets taken from Table 2 with an initial rotation period of $P_{in} = 2$ day. The eccentricities are $e = 0.0$ (left), $e = 0.1$ (middle), and $e = 0.2$ (right). The products semi-major axis times mass of the parent star are (from top to bottom) $aM_* = 0.10$, $aM_* = 0.42$, $aM_* = 0.50$, and $aM_* = 0.60$ (units in $[AU M_\odot]$).

for planets that orbit Sun-like stars at not very close distances.

The already discovered Earth-sized planets (Table 1) are mainly close-in planets around low-mass stars, since the radial velocity technique and transits are more sensitive to the detection of short-period planets. As a consequence, for these planets, the effect of atmospheric tides is extremely small with respect to the gravitational tides ($\omega_s/n \sim 0$). Indeed, the amplitude of the thermal tides varies as $(1/a^5)$ (Eqs. 14–18, 52), while the gravitational tides amplitude varies as $(1/a^6)$ (Eqs. 7–9). For close-in planets, the equilibrium rotation is thus essentially driven by the gravitational tidal torque. Only few of these planets can be stabi-

lized with a rotation rate $\omega < n$, because for $e > 0.1$ these final states only exist if $aM_* > 0.2 AU M_\odot$ (Fig. 5).

As the detection techniques improve, we expect that in the near future many Earth-sized planets will be found further away from the central star. These planets are more interesting for habitability studies, since the surface temperature may sustain liquid water as on Earth. However, thermal atmospheric tides also become more important for this special category of planets, so they cannot be neglected when we inspect their habitability. They prevent the planet to evolve into synchronous rotation, which can help to redistribute the stellar flux over the surface, but on the other

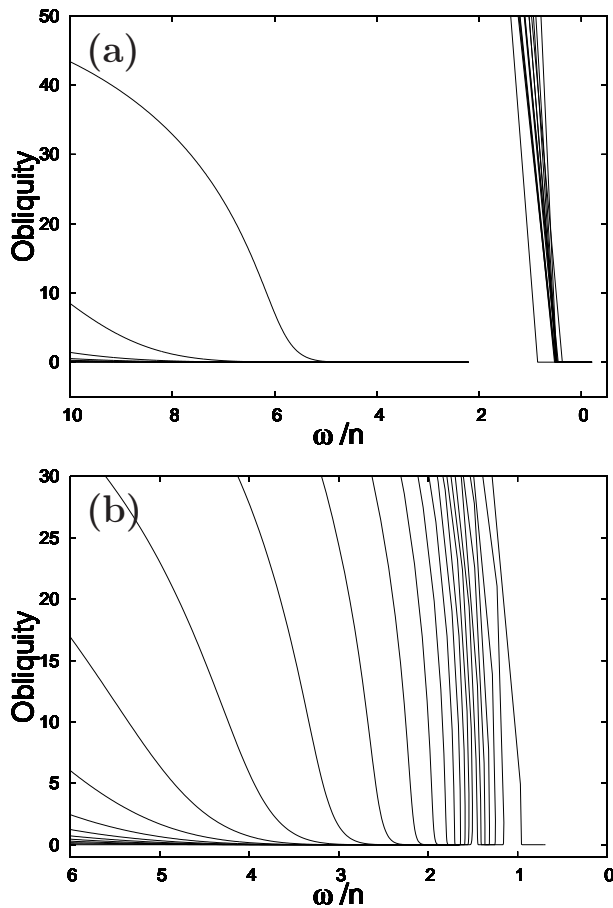


Fig. 11. Detail of the final obliquity evolution with the rotation rate for (a) $a = 0.60$ AU, $e = 0.0$, and (b) $a = 0.42$ AU, $e = 0.2$. Two and three final equilibrium rotation states can be distinguish, respectively.

hand they can also develop life-unfriendly environments such as the retrograde rotation observed for Venus.

In future works, more complete tidal models should be tested (e.g. [Efroimsky & Williams 2009](#); [Remus et al. 2012](#); [Ferraz-Mello 2013](#)), as well as the effect from collisions (e.g. [Correia & Laskar 2012](#)) and spin-orbit resonances (e.g. [Correia & Laskar 2010a](#)).

Acknowledgements. The authors wish to thank the referees Michael Efroimsky and Nader Haghighipour, who made very valuable suggestions. We acknowledge support by PNP-CNRS, CS of Paris Observatory, PICS05998 France-Portugal program, and Fundação para a Ciência e a Tecnologia, Portugal (PEst-C/CTM/LA0025/2011).

References

Alibert, Y., Baraffe, I., Benz, W., et al. 2006, *A&A*, 455, L25
 Anderson, D. L. & Minster, J. B. 1979, *Geophysical Journal International*, 58, 431
 Andoyer, H. 1923, *Cours de Mécanique Céleste* (Gauthier-Villars, Paris)
 Anglada-Escudé, G. & Tuomi, M. 2012, *A&A*, 548, A58
 Anglada-Escudé, G., Tuomi, M., Gerlach, E., et al. 2013, *A&A*, 556, A126
 Arras, P. & Socrates, A. 2010, *ApJ*, 714, 1
 Barnes, R., Mullins, K., Goldblatt, C., et al. 2013, *Astrobiology*, 13, 225
 Barnes, R., Raymond, S. N., Jackson, B., & Greenberg, R. 2008, *Astrobiology*, 8, 557

Bartels, J. 1932, *Science Monthly*, 35, 110
 Batalha, N. M., Borucki, W. J., Bryson, S. T., et al. 2011, *ApJ*, 729, 27
 Bonfils, X., Gillon, M., Forveille, T., et al. 2011, *A&A*, 528, A111
 Borucki, W. J., Agol, E., Fressin, F., et al. 2013, *ArXiv e-prints*
 Bouchy, F., Mayor, M., Lovis, C., et al. 2009, *A&A*, 496, 527
 Boué, G. & Laskar, J. 2006, *Icarus*, 185, 312
 Callegari, N. & Rodríguez, Á. 2013, *Celestial Mechanics and Dynamical Astronomy*, 116, 389
 Carter, J. A., Agol, E., Chaplin, W. J., et al. 2012, *Science*, 337, 556
 Cester, B., Ferluga, S., & Boehm, C. 1983, *Ap&SS*, 96, 125
 Chaplin, W. J., Sanchis-Ojeda, R., Campante, T. L., et al. 2013, *ApJ*, 766, 101
 Chapman, S. & Lindzen, R. 1970, *Atmospheric tides. Thermal and gravitational* (Dordrecht: Reidel, 1970)
 Charpinet, S., Fontaine, G., Brassard, P., et al. 2011, *Nature*, 480, 496
 Cochran, W. D., Fabrycky, D. C., Torres, G., et al. 2011, *ApJS*, 197, 7
 Correia, A. C. M. 2006, *Earth Planet. Sci. Lett.*, 252, 398
 Correia, A. C. M. & Laskar, J. 2001, *Nature*, 411, 767
 Correia, A. C. M. & Laskar, J. 2003a, *J. Geophys. Res.(Planets)*, 108, 5123
 Correia, A. C. M. & Laskar, J. 2003b, *Icarus*, 163, 24
 Correia, A. C. M. & Laskar, J. 2010a, *Icarus*, 205, 338
 Correia, A. C. M. & Laskar, J. 2010b, in *Exoplanets* (University of Arizona Press), 534–575
 Correia, A. C. M. & Laskar, J. 2012, *ApJ*, 751, L43
 Correia, A. C. M., Laskar, J., & Neron de Surgy, O. 2003, *Icarus*, 163, 1
 Correia, A. C. M., Lévrad, B., & Laskar, J. 2008, *A&A*, 488, L63
 Čuk, M. & Stewart, S. T. 2012, *Science*, 338, 1047
 Darwin, G. H. 1880, *Philos. Trans. R. Soc. London*, 171, 713
 Darwin, G. H. 1908, *Scientific Papers* (Cambridge University Press)
 Deleplace, B. & Cardin, P. 2006, *Geophys. J. Int.*, 167, 557
 Delfosse, X., Bonfils, X., Forveille, T., et al. 2012, *ArXiv e-prints*
 Dobrovolskis, A. R. 1980, *Icarus*, 41, 18
 Dobrovolskis, A. R. & Ingersoll, A. P. 1980, *Icarus*, 41, 1
 D’Odorico, V. & CODEX/ESPRESSO Team. 2007, *Memorie della Societa Astronomica Italiana*, 78, 712
 Dumusque, X., Pepe, F., Lovis, C., et al. 2012, *Nature*, 491, 207
 Efroimsky, M. 2012, *Celestial Mechanics and Dynamical Astronomy*, 112, 283
 Efroimsky, M. & Williams, J. G. 2009, *Celestial Mechanics and Dynamical Astronomy*, 104, 257
 Endl, M., Robertson, P., Cochran, W. D., et al. 2012, *ApJ*, 759, 19
 Ferraz-Mello, S. 2013, *Celestial Mechanics and Dynamical Astronomy*
 Forveille, T., Bonfils, X., Delfosse, X., et al. 2011, *ArXiv e-prints*
 Forveille, T., Bonfils, X., Delfosse, X., et al. 2009, *A&A*, 493, 645
 Fressin, F., Torres, G., Rowe, J. F., et al. 2012, *Nature*, 482, 195
 Gans, R. F. 1972, *J. Geophys. Res.*, 77, 360
 Gautier, III, T. N., Charbonneau, D., Rowe, J. F., et al. 2012, *ApJ*, 749, 15
 Gilliland, R. L., Marcy, G. W., Rowe, J. F., et al. 2013, *ApJ*, 766, 40
 Gold, T. & Soter, S. 1969, *Icarus*, 11, 356
 Hadden, S. & Lithwick, Y. 2013, *ArXiv e-prints*
 Harspoe, K. B. W., Hardis, S., Hinse, T. C., et al. 2013, *A&A*, 549, A10
 Haurwitz, B. 1964, *Science*, 144, 1415
 Heller, R., Leconte, J., & Barnes, R. 2011, *A&A*, 528, A27
 Henning, W. G., O’Connell, R. J., & Sasselo, D. D. 2009, *ApJ*, 707, 1000
 Henry, G. W., Howard, A. W., Marcy, G. W., Fischer, D. A., & Johnson, J. A. 2011, *ArXiv e-prints*
 Herring, T. A., Gwinn, C. R., & Shapiro, I. I. 1986, *J. Geophys. Res.*, 91, 4745
 Hide, R. 1969, *Nature*, 222, 1055
 Holman, M. J., Fabrycky, D. C., Ragozzine, D., et al. 2010, *Science*, 330, 51
 Howard, A. W., Johnson, J. A., Marcy, G. W., et al. 2009, *ApJ*, 696, 75
 Howard, A. W., Johnson, J. A., Marcy, G. W., et al. 2011, *ApJ*, 726, 73
 Howell, S. B., Rowe, J. F., Bryson, S. T., et al. 2012, *ApJ*, 746, 123
 Jenkins, J. S., Tuomi, M., Brasser, R., Ivanyuk, O., & Murgas, F. 2013, *ArXiv e-prints*
 Jontof-Hutter, D., Lissauer, J. J., Rowe, J. F., & Fabrycky, D. C. 2013, *ArXiv e-prints*
 Karato, S. & Spetzler, H. A. 1990, *Reviews of Geophysics*, 28, 399

- Kasting, J. F., Whitmire, D. P., & Reynolds, R. T. 1993, *Icarus*, 101, 108
- Kaula, W. M. 1964, *Rev. Geophys.*, 2, 661
- Kinoshita, H. 1977, *Celestial Mechanics*, 15, 277
- Kopparapu, R. K., Ramirez, R., Kasting, J. F., et al. 2013a, *ApJ*, 765, 131
- Kopparapu, R. K., Ramirez, R., Kasting, J. F., et al. 2013b, *ApJ*, 770, 82
- Lambeck, K. 1980, *The Earth's Variable Rotation: Geophysical Causes and Consequences* (Cambridge University Press)
- Laskar, J. 1989, in *Modern methods in celestial mechanics* (Editions Frontières), 89–107
- Laskar, J. 1994, *Description des routines utilisateur de TRIP* (preprint)
- Laskar, J. & Correia, A. C. M. 2004, in *ASP Conf. Ser. 321: Extrasolar Planets: Today and Tomorrow*, 401–409
- Léger, A., Rouan, D., Schneider, J., et al. 2009, *A&A*, 506, 287
- Lissauer, J. J., Fabrycky, D. C., Ford, E. B., et al. 2011, *Nature*, 470, 53
- Lo Curto, G., Mayor, M., Benz, W., et al. 2013, *A&A*, 551, A59
- Lo Curto, G., Mayor, M., Benz, W., et al. 2010, *A&A*, 512, A48
- Lopez, E. D. & Fortney, J. J. 2013, *ArXiv e-prints*
- Lovis, C., Mayor, M., Pepe, F., et al. 2006, *Nature*, 441, 305
- Lumb, L. I. & Aldridge, K. D. 1991, *J. Geophys. Geoelectr.*, 43, 93
- Mathews, P. M. & Guo, J. Y. 2005, *J. Geophys. Res. (Solid Earth)*, 110, B02402
- Mayor, M. & Queloz, D. 1995, *Nature*, 378, 355
- Mignard, F. 1979, *Moon and Planets*, 20, 301
- Muirhead, P. S., Johnson, J. A., Apps, K., et al. 2012, *ApJ*, 747, 144
- Néron de Surgy, O. & Laskar, J. 1997, *A&A*, 318, 975
- Noir, J., Cardin, P., Jault, D., & Masson, J.-P. 2003, *Geophys. J. Int.*, 154, 407
- Ofir, A., Dreizler, S., Zechmeister, M., & Husser, T.-O. 2013, *ArXiv e-prints*
- Pepe, F., Cameron, A. C., Latham, D. W., et al. 2013, *Nature*, 503, 377
- Pepe, F., Correia, A. C. M., Mayor, M., et al. 2007, *A&A*, 462, 769
- Pepe, F., Lovis, C., Ségransan, D., et al. 2011, *A&A*, 534, A58
- Poincaré, H. 1910, *Bull. Astron.*, 27, 321
- Poirier, J. P. 1988, *Geophysical Journal*, 92, 99
- Queloz, D., Bouchy, F., Moutou, C., et al. 2009, *A&A*, 506, 303
- Rafikov, R. R. 2006, *ApJ*, 648, 666
- Rappaport, S., Barclay, T., DeVore, J., et al. 2013a, *ArXiv e-prints*
- Rappaport, S., Sanchis-Ojeda, R., Rogers, L. A., Levine, A., & Winn, J. N. 2013b, *ApJ*, 773, L15
- Remus, F., Mathis, S., & Zahn, J.-P. 2012, *A&A*, 544, A132
- Rivera, E. J., Butler, R. P., Vogt, S. S., et al. 2010a, *ApJ*, 708, 1492
- Rivera, E. J., Laughlin, G., Butler, R. P., et al. 2010b, *ApJ*, 719, 890
- Rivera, E. J., Lissauer, J. J., Butler, R. P., et al. 2005, *ApJ*, 634, 625
- Rochester, M. G. 1976, *Geophys. J.R.A.S.*, 46, 109
- Sanchis-Ojeda, R., Rappaport, S., Winn, J. N., et al. 2013, *ApJ*, 774, 54
- Sasao, T., Okubo, S., & Saito, M. 1980, in *IAU Symp.78: Nutation and the Earth's Rotation*, 165–183
- Sotin, C., Grasset, A., & Mocquet, A. 2007, *Icarus*, 191, 337
- Steffen, J. H., Fabrycky, D. C., Agol, E., et al. 2013, *MNRAS*, 428, 1077
- Torres, G., Fressin, F., Batalha, N. M., et al. 2011, *ApJ*, 727, 24
- Tuomi, M., Anglada-Escudé, G., Gerlach, E., et al. 2013, *A&A*, 549, A48
- Udry, S., Bonfils, X., Delfosse, X., et al. 2007, *A&A*, 469, L43
- Vogt, S. S., Wittenmyer, R. A., Butler, R. P., et al. 2010, *ApJ*, 708, 1366
- Weiss, L. M. & Marcy, G. W. 2013, *ArXiv e-prints*
- Wijs, G. A., Kresse, G., Vočadlo, L., et al. 1998, *Nature*, 392, 805
- Xie, J.-W. 2013, *ArXiv e-prints*
- Yoder, C. F. 1995, *Icarus*, 117, 250
- Yoder, C. F. 1997, in *Venus II: Geology, Geophysics, Atmosphere, and Solar Wind Environment*, 1087–1124

Table 1. Characteristics and equilibrium rotation rates of Earth-sized planets with masses lower than $10 M_{\oplus}$ (see text for notations).

Name	M_* [M_{\odot}]	Age [Gyr]	$^*\tau_{eq}$ [Gyr]	$m \sin i$ [m_{\oplus}]	a [AU]	e	ω_s/n	$2\pi/n$ [day]	$2\pi/\omega_2^-$ [day]	$2\pi/\omega_1^-$ [day]	$2\pi/\omega_1^+$ [day]	$2\pi/\omega_2^+$ [day]
Venus	1.00	4.5	2.3	0.82	0.723	0.007	1.9255	224.7	-242.9			76.8
Koi-1843 b ¹⁾	0.46	—	10^{-11}	0.44	0.0048	0.0	10^{-6}	0.179		0.179	0.179	
Koi-55 b ²⁾	0.5	0.02	10^{-12}	0.44	0.0060	0.0	10^{-6}	0.241		0.241	0.241	
Koi-55 c ²⁾	0.5	0.02	10^{-11}	0.66	0.0076	0.0	10^{-6}	0.345		0.345	0.245	
Koi-2700 b ³⁾	0.632	—	10^{-9}	0.86	0.0158	0.0	10^{-5}	0.912		0.913	0.912	
Kepler-42 d ^{4,5)}	0.158	—	10^{-7}	0.95	0.0154	0.0	10^{-6}	1.756		1.756	1.756	
α Cen B b ⁶⁾	0.93	—	10^{-7}	1.1	0.04	0.0	0.0009	3.024		3.026	3.021	
Kepler-307 c ⁷⁾	0.98	—	10^{-6}	1.5	0.108	0.0	0.0101	13.095		13.229	12.964	
Kepler-65 d ^{8,9)}	1.25	2.9	10^{-6}	1.7	0.084	0.0	0.0091	7.954		8.026	7.882	
Kepler-78 b ^{10,11)}	0.81	—	10^{-11}	1.9	0.0089	0.0	10^{-5}	0.341		0.341	0.341	
Kepler-11 b ^{5,12,13)}	0.95	6 – 10	10^{-6}	1.9	0.091	0.0	0.0051	10.287		10.340	10.235	
Kepler-42 c ^{4,5)}	0.13	—	10^{-10}	1.9	0.0060	0.0	10^{-7}	0.427		0.427	0.427	
GJ 581 e ¹⁴⁾	0.31	7 – 9	10^{-7}	1.9	0.028	0.32	10^{-5}	3.074			2.281	
Kepler-177 b ⁷⁾	1.07	—	10^{-4}	2.0	0.2217	0.0	0.0618	36.86		39.288	34.714	
Kepler-11 f ^{5,12,13)}	0.95	6 – 10	10^{-3}	2.0	0.2495	0.0	0.0617	46.703		49.773	43.989	
HD20794 c ¹⁵⁾	0.70	5.8	10^{-3}	2.4	0.2036	0.0	0.0152	40.106		40.723	39.508	
HD20794 b ¹⁵⁾	0.70	5.8	10^{-4}	2.7	0.1207	0.0	0.0038	18.307		18.376	18.238	
GJ 667C e ¹⁶⁾	0.33	> 2	10^{-2}	2.7	0.213	0.02	0.0024	62.5043			62.208	
GJ 667C f ¹⁶⁾	0.33	> 2	10^{-3}	2.7	0.156	0.03	0.0011	39.176			38.926	
Koi-111 c ⁸⁾	0.796	—	10^{-4}	2.7	0.15	0.0	0.0090	23.739		23.955	23.527	
Koi-117 b ⁸⁾	1.142	—	10^{-7}	2.8	0.1044	0.0	0.001	3.155		3.158	3.151	
Kepler-42 b ^{4,5)}	0.13	—	10^{-8}	2.9	0.0116	0.0	10^{-7}	1.148		1.148	1.148	
Koi-82 c ⁸⁾	0.799	—	10^{-5}	2.9	0.086	0.0	0.0021	10.306		10.328	10.284	
Kepler-11 c ^{5,12,13)}	0.95	6 – 10	10^{-6}	2.9	0.106	0.0	0.0055	12.933		13.005	12.862	
Koi-115 d ⁸⁾	1.105	—	10^{-6}	3.0	0.075	0.0	0.0033	7.137		7.161	7.113	
Kepler-307 b ⁷⁾	0.98	—	10^{-6}	3.1	0.0927	0.0	0.0004	10.414		10.456	10.371	
Kepler-20 e ¹⁷⁾	0.912	8.8	10^{-6}	3.1	0.0507	0.0	10^{-3}	4.366		4.37	4.363	
HD 40307 e ¹⁸⁾	0.77	4.5	10^{-3}	3.5	0.1886	0.15	0.0121	34.093			30.364	
HD 85512 b ¹⁵⁾	0.69	5.6	10^{-2}	3.5	0.26	0.11	2.048	58.295			53.858	
Koi-82 d ⁸⁾	0.799	—	10^{-5}	3.8	0.067	0.0	0.0009	7.087		7.093	7.08	
Kepler-114 d ⁷⁾	0.56	—	10^{-6}	3.9	0.0835	0.0	0.0007	11.777		11.785	11.769	
HD 40307 b ¹⁸⁾	0.77	4.5	10^{-7}	4.0	0.047	0.2	0.0003	4.214			3.557	
Kepler-62 c ¹⁹⁾	0.69	3 – 11	10^{-3}	4.0	0.0929	0.0	0.0014	12.451		12.468	12.433	
Kepler-79 e ²⁰⁾	1.165	3.4	10^{-3}	4.1	0.386	0.012	0.1816	81.155		99.056	68.663	
HD156668 b ²¹⁾	0.772	4 – 13	10^{-6}	4.2	0.0500	0.0	0.0004	4.648		4.65	4.46	
Kepler-36 b ²²⁾	1.071	6 – 8	10^{-4}	4.5	0.1153	0.0	0.0068	13.818		13.912	13.725	
GJ 676A d ²³⁾	0.71	—	10^{-7}	4.4	0.0413	0.15	0.0002	3.638			3.2612	
GJ 667C c ¹⁶⁾	0.33	> 2	10^{-3}	4.5	0.123	0.27	0.0004	27.428			21.381	
Kepler-10 b ²⁴⁾	0.895	7 – 16	10^{-9}	4.6	0.0168	0.0	10^{-5}	0.863		0.863	0.863	
GJ 667C g ¹⁶⁾	0.33	> 2	6.39	4.6	0.549	0.08	0.0172	258.64			245.92	
HD20794 d ¹⁵⁾	0.70	5.8	10^{-1}	4.8	0.3499	0.0	0.0355	90.357		93.679	87.262	
Kepler-68 c ²⁵⁾	1.079	5 – 8	10^{-4}	4.8	0.0906	0.0	0.0036	9.587		9.622	9.553	
Koi-115 c ⁸⁾	1.105	—	10^{-7}	5.1	0.062	0.0	0.0014	5.364		5.372	5.357	
61 Vir b ²⁶⁾	0.95	6 – 12	10^{-7}	5.1	0.050	0.12	0.0006	4.215			3.909	
GJ 667C d ¹⁶⁾	0.33	> 2	10^{-1}	5.1	0.276	0.03	0.0029	92.192			91.445	
HD 40307 f ¹⁸⁾	0.77	4.5	10^{-2}	5.2	0.247	0.02	0.0178	51.097		51.894	50.095	
GJ 581 c ¹⁴⁾	0.31	7 – 9	10^{-5}	5.4	0.073	0.07	10^{-4}	12.9349			12.581	
Kepler-57 c ²⁷⁾	0.83	—	10^{-5}	5.4	0.1	0.0	0.0022	12.678		12.706	12.651	
GJ 667C b ¹⁶⁾	0.33	> 2	10^{-6}	5.6	0.0505	0.13	10^{-5}	7.216			6.62	
GJ 433 b ²⁸⁾	0.48	—	10^{-6}	5.8	0.058	0.08	0.0001	7.364			7.103	
HD1461 c ²⁹⁾	1.08	—	10^{-5}	5.9	0.1117	0.0	0.0052	13.121		13.189	13.053	
Kepler-305 c ⁷⁾	0.76	—	10^{-6}	6.0	0.0732	0.0	0.0007	8.298		8.304	8.292	
GJ 581 d ¹⁴⁾	0.31	7 – 9	10^{-2}	6.0	0.22	0.25	0.0012	67.692			53.918	
Kepler-350 c ⁷⁾	1.00	—	10^{-5}	6.1	0.1337	0.0	0.0066	17.856		17.974	17.74	
Kepler-92 c ⁷⁾	1.21	—	10^{-4}	6.1	0.1864	0.0	0.0242	26.722		27.386	26.09	
GJ 1214 b ³⁰⁾	0.15	3 – 9	10^{-9}	6.3	0.0141	0.27	10^{-7}	1.581			1.232	
Kepler-87 c ³¹⁾	1.05	—	10^{-2}	6.4	0.664	0.039	0.3934	192.864		313.124	138.723	
HD 215497 b ³²⁾	0.87	< 7	10^{-7}	6.4	0.047	0.16	0.0003	3.990			3.534	
Kepler-114 b ⁷⁾	0.56	—	10^{-6}	6.5	0.048	0.0	0.0001	5.133		5.133	5.132	
Koi-82 b ⁸⁾	0.799	—	10^{-5}	6.6	0.116	0.0	0.0025	16.144		16.184	16.104	
HD 40307 c ¹⁸⁾	0.77	4.5	10^{-5}	6.6	0.0799	0.06	0.0009	9.401			9.2	
Gl 876 d ³³⁾	0.334	0.1 – 5	10^{-8}	6.7	0.0208	0.207	10^{-6}	1.897			1.588	
Kepler-18 b ³⁴⁾	0.972	8 – 12	10^{-7}	6.9	0.0447	0.0	0.0004	3.501		3.503	3.5	
GJ 3634 b ³⁵⁾	0.45	—	10^{-7}	7.0	0.0287	0.08	1.723	2.647			2.554	

Continued on next page

Table 1 – Continued from previous page

Name	M_* [M_\odot]	Age [Gyr]	τ_{eq} [Gyr]	$m \sin i$ [m_\oplus]	a [AU]	e	ω_s/n	$2\pi/n$ [day]	$2\pi/\omega_2^-$ [day]	$2\pi/\omega_1^-$ [day]	$2\pi/\omega_1^+$ [day]	$2\pi/\omega_2^+$ [day]
Kepler-9 d ^{36,37)}	1.0	—	10^{-8}	7.0	0.0273	0.0	0.0001	1.648		1.648	1.647	
HD 40307 g ¹⁸⁾	0.77	4.5	2.16	7.1	0.6	0.29	0.131	193.452			148.585	
Kepler-50 c ²⁷⁾	1.23	—	10^{-6}	7.1	0.0932	0.0	0.004	9.371		9.408	9.333	
GJ 163 c ³⁵⁾	0.4	1 – 10	10^{-3}	7.3	0.1254	0.0094	0.0005	25.645			25.619	
Kepler-11 d ^{5,12,13),*}	0.95	6 – 10	10^{-4}	7.3	0.159	0.0	0.0078	23.759		23.946	23.575	
CoRoT-7 b ^{5,12,38)}	0.93	1 – 2	10^{-9}	7.4	0.0172	0.0	10^{-5}	0.854		0.854	0.854	
Kepler-177 c ⁷⁾	1.07	—	10^{-4}	7.5	0.2695	0.0	0.0386	249.402		51.383	47.567	
HD 181433 b ³⁹⁾	0.78	—	10^{-5}	7.6	0.08	0.396	0.0008	9.358			6.535	
HD 1461 b ²⁹⁾	1.08	6.3	10^{-6}	7.6	0.0634	0.14	0.0011	5.616			5.090	
Kepler-50 b ²⁷⁾	1.23	—	10^{-6}	7.6	0.826	0.0	0.0028	7.818		7.840	7.796	
HD 97658 b ^{5,12,40),*}	0.85	3 – 11	10^{-6}	7.9	0.0797	0.13	0.0012	8.914			8.172	
Kepler-11 e ^{5,12,13),*}	0.95	6 – 10	10^{-4}	8.0	0.194	0.0	0.01120	32.021		32.410	31.641	
Kepler-36 c ²²⁾	1.071	6 – 8	10^{-5}	8.1	0.1283	0.0	0.0057	16.22		16.313	16.127	
Kepler-68 b ²⁵⁾	1.079	5 – 8	10^{-6}	8.3	0.0617	0.0	0.0009	5.389		5.394	5.384	
55 Cnc e ⁴¹⁾	0.905	8 – 13	10^{-10}	8.4	0.0156	< 0.06	10^{-5}	0.758			0.733	
CoRoT-7 c ⁴²⁾	0.93	1 – 2	10^{-7}	8.4	0.046	0.0	0.0003	3.737		3.738	3.736	
GJ176 b ⁴³⁾	0.5	—	10^{-5}	8.4	0.066	0.0	0.0002	8.758		8.76	8.757	
BD-061339 b ⁴⁴⁾	0.7	0.4 – 8	10^{-7}	8.5	0.0428	0.0	0.0001	3.866		3.866	3.865	
Kepler-20 b ⁴⁵⁾	0.912	7 – 12	10^{-7}	8.6	0.0454	< 0.32	0.0003	3.696			2.743	
HD 41248 c ⁴⁶⁾	0.92	< 5	10^{-3}	8.6	0.172	0.0	0.0078	27.164		27.377	26.954	
Kepler-62 b ¹⁹⁾	0.69	3 – 11	10^{-6}	9.0	0.0553	0.0	0.0002	5.718		5.719	5.717	
HD 7924 b ⁴⁷⁾	0.83	—	10^{-6}	9.3	0.057	0.17	0.0004	5.449			4.769	
HD 40307 d ¹⁸⁾	0.77	4.5	10^{-4}	9.5	0.1321	0.07	0.0024	19.985			19.393	
HD 69830 b ⁴⁸⁾	0.86	4 – 10	10^{-5}	10.2	0.079	0.1	0.0008	8.6625			8.1995	
Kepler-21 b ⁴⁹⁾	1.340	2 – 3	10^{-7}	10.5	0.0425	0.0	0.0005	2.765		2.767	2.764	
Kepler-89 b ⁵⁰⁾	1.277	3.2	10^{-7}	10.5	0.05	0.25	0.0007	3.614			2.879	
μ Ara c ⁵¹⁾	1.08	6.4	10^{-5}	10.5	0.0909	0.172	0.0020	9.639			8.408	

* Using Eq.(48) with $k_2 = 1/3$ and $\Delta t_g = 640$ s (Earth's values).

References: **1)** Rappaport et al. (2013b); **2)** Charpinet et al. (2011); **3)** Rappaport et al. (2013a); **4)** Muirhead et al. (2012); **5)** Callegari & Rodríguez (2013); **6)** Dumusque et al. (2012); **7)** Xie (2013); **8)** Hadden & Lithwick (2013); **9)** Chaplin et al. (2013); **10)** Sanchis-Ojeda et al. (2013); **11)** Pepe et al. (2013); **12)** Lopez & Fortney (2013); **13)** Lissauer et al. (2011); **14)** Forveille et al. (2011); **15)** Pepe et al. (2011); **16)** Anglada-Escudé et al. (2013); **17)** Fressin et al. (2012); **18)** Tuomi et al. (2013); **19)** Borucki et al. (2013); **20)** Jontof-Hutter et al. (2013); **21)** Howard et al. (2011); **22)** Carter et al. (2012); **23)** Anglada-Escudé & Tuomi (2012); **24)** Batalha et al. (2011); **25)** Gilliland et al. (2013); **26)** Vogt et al. (2010); **27)** Steffen et al. (2013); **28)** Delfosse et al. (2012); **29)** Rivera et al. (2010a); **30)** Harspøe et al. (2013); **31)** Ofir et al. (2013); **32)** Lo Curto et al. (2010); **33)** Rivera et al. (2010b); **34)** Cochran et al. (2011); **35)** Bonfils et al. (2011); **36)** Holman et al. (2010); **37)** Torres et al. (2011); **38)** Léger et al. (2009); **39)** Bouchy et al. (2009); **40)** Henry et al. (2011); **41)** Endl et al. (2012); **42)** Queloz et al. (2009); **43)** Forveille et al. (2009); **44)** Lo Curto et al. (2013); **45)** Gautier et al. (2012); **46)** Jenkins et al. (2013); **47)** Howard et al. (2009); **48)** Lovis et al. (2006); **49)** Howell et al. (2012); **50)** Weiss & Marcy (2013); **51)** Pepe et al. (2007).

Table 2. Characteristics and equilibrium rotation rates of Venus-like planets orbiting a Sun-like star ($M_* = M_\odot$).

aM_* [AU M_\odot]	e	ω_s/n	$2\pi/n$ [day]	$2\pi/\omega_1^-$ [day]	$2\pi/\omega_2^-$ [day]	$2\pi/\omega_1^+$ [day]	$2\pi/\omega_2^+$ [day]
0.1	0	0.014	11.550	11.711		11.394	
0.2	0	0.077	32.67	35.411		30.322	
0.3	0	0.213	60.018	76.291		49.466	
0.42	0	0.495	99.419	196.749		66.515	
0.5	0	0.765	129.138		549.406		73.168
0.6	0	1.207	169.756		−821.407		76.929
0.72	0	1.903	223.15		−247		76.857
0.1	0.1	0.014	11.550			10.826	
0.2	0.1	0.077	32.67	33.378		29.209	
0.3	0.1	0.213	60.018	71.154		48.857	
0.42	0.1	0.495	99.419	176.455		68.275	64.600
0.5	0.1	0.765	129.138		418.391		71.625
0.6	0.1	1.207	169.756		−1382.504		75.973
0.72	0.1	1.903	223.15		−277.77		76.552
0.1	0.2	0.014	11.550			9.709	
0.2	0.2	0.077	32.67			26.928	
0.3	0.2	0.213	60.018	61.583		47.506	
0.42	0.2	0.495	99.419	142.529		72.714	60.575
0.5	0.2	0.765	129.138		269.876	88.025	68.301
0.6	0.2	1.207	169.756		2398.654		73.856
0.72	0.2	1.903	223.15		−389.844		75.859