

Double-pole nature of $\Lambda(1405)$ studied with coupled-channel complex scaling method using complex-range Gaussian basis

A. Doté^{a,b}, T. Myo^{c,d}

^aKEK Theory Center, Institute of Particle and Nuclear Studies (IPNS), High Energy Accelerator Research Organization (KEK), 1-1 Oho, Tsukuba, Ibaraki, 305-0801, Japan

^bJ-PARC Branch, KEK Theory Center, IPNS, KEK, 203-1, Shirakata, Tokai, Ibaraki, 319-1106, Japan

^cGeneral Education, Faculty of Engineering, Osaka Institute of Technology, Osaka 535-8585, Japan

^dResearch Center for Nuclear Physics (RCNP), Osaka University, Ibaraki 567-0047, Japan

Abstract

The excited hyperon $\Lambda(1405)$ is the important building block for kaonic nuclei which are nuclear many-body system with anti-kaons. We have been investigating the $\Lambda(1405)$ resonance with the coupled-channel Complex Scaling Method (ccCSM) in which the $\Lambda(1405)$ is treated as a hadron-molecular state of a $\bar{K}N$ - $\pi\Sigma$ coupled system. We use a $\bar{K}N$ - (πY) potential based on the chiral SU(3) theory. In this article, we report the double-pole nature of the $\Lambda(1405)$, which is a characteristic property predicted by many studies with chiral SU(3)-based models. With the help of the complex-range Gaussian basis in ccCSM, we have found successfully another pole besides a pole near the $\bar{K}N$ threshold (called higher pole) which was found in our previous work with the real-range Gaussian basis. The new pole (called lower pole) is found far below $\bar{K}N$ threshold: $(M, -\Gamma/2) = (1395, -138)$ MeV when $f_\pi = 110$ MeV. In spite of so broad width of the lower-pole state, the state is clearly identified with good separation from continuum states, since the oscillatory behavior of the continuum states is improved owing to the complex-range Gaussian basis. Analyzing the ccCSM wave function of the lower pole, we have revealed explicitly that the lower-pole state is dominated by the $\pi\Sigma$

Email address: `dote@post.kek.jp` (A. Doté)

component rather than the $\bar{K}N$ component. We have confirmed that the ccCSM wave function is correctly connected to the asymptotic form of the resonance wave function. Estimating the meson-baryon mean distance for the lower-pole state which involves a large decay width, the obtained value has a large imaginary part comparable to a real part. Therefore, the mean-distance of the lower-pole state is difficult to be interpreted intuitively. Such a nature of the lower pole is different from that of the higher pole. In addition, we have investigated the origin of the appearance of the lower pole. The lower pole is confirmed to be generated by the energy dependence attributed to the chiral dynamics, by comparing the result of an energy-independent potential.

Keywords: $\bar{K}N$ - πY system, $\Lambda(1405)$, complex scaling method, chiral SU(3) theory

1. Introduction

Nuclear system with anti-kaons ($\bar{K} = K^-, \bar{K}^0$ mesons) has been an important topic in strange nuclear physics and hadron physics, since the strong attraction between anti-kaon and nucleon is expected to provide a dense nuclear state [1, 2]. To know the detailed property of such an interesting system, we have investigated finite nuclear system with anti-kaon, which is called as kaonic nuclei. Many works have been devoted to the study of a three-body system of “ K^-pp ” (two nucleon with an anti-kaon), which is a prototype of kaonic nuclei [3, 4, 5, 6, 7]. According to the past studies, the binding energy and decay width of K^-pp depend on theoretical approaches; the K^-pp binding energy is ranging from 20 to 90 MeV, and decay width is more than 40 MeV [8]. Therefore, the conclusive result has not been achieved in theoretical studies. However, all theoretical studies commonly suggest that K^-pp exists as a resonant state between $\bar{K}NN$ and $\pi\Sigma N$ thresholds and that the coupling of $\bar{K}N$ and $\pi\Sigma$ is important for this system.

Motivated by such current situation of theoretical studies, we have started a project to investigate kaonic nuclei with *coupled-channel Complex Scaling Method* “*ccCSM*”. The ccCSM is a suitable method to investigate the kaonic nuclei since this method can treat simultaneously two important ingredients in the study of the kaonic nuclei: 1. coupled-channel problem and 2. resonant state. In particular, it has been well confirmed in many studies of unstable nuclei that the complex scaling method is quite effective to inves-

tigate resonant states [9]. As the first step of our attempt, we applied the ccCSM to a two-body $\bar{K}N\text{-}\pi Y$ coupled system [10]. Dealing with both resonance and scattering problems in the single framework of the ccCSM, we studied the scattering amplitude of the $\bar{K}N\text{-}\pi Y$ system and the property of the resonance in the $I = 0$ channel which corresponds to the $\Lambda(1405)$.

In this article, we make a deeper consideration on the $I = 0$ resonance pole of $\bar{K}N\text{-}\pi\Sigma$ system because of following reasons. Resonance poles are important components of scattering states, although the pole itself is not a direct observable measured by experiments. If resonance poles are well understood in a scattering system, the scattering state can be decomposed into resonant and non-resonant components. We can extract resonance nature from the scattering system by performing such analysis. In particular, using the complex scaling method we can discuss on the resonance pole in the same way as bound states, since the CSM provides a resonance wave function explicitly. In past studies of the $\bar{K}N\text{-}\pi\Sigma$ system, the resonance nature was investigated via the analysis of the wave function on the *real-energy* axis [11, 12, 13]. On the other hand, we investigate directly the wave function of resonance-pole state. In other words, we analyze the resonance wave function at the pole on the *complex-energy* plane.

In the $I = 0$ $\bar{K}N\text{-}\pi\Sigma$ system, there is an interesting nature which is so-called *double-pole structure* of $\Lambda(1405)$. We use a $\bar{K}N\text{-}\pi\Sigma$ potential which is based on the chiral SU(3) theory [11], since the pion and anti-kaon of Nambu-Goldstone bosons follow the chiral dynamics. It was pointed out in Refs. [14, 15] that there appear two poles in the $I = 0$ channel of the $\bar{K}N\text{-}\pi\Sigma$ system when the $\Lambda(1405)$ resonance is considered with a chiral SU(3)-based interaction. One pole (called higher pole) appears close to the $\bar{K}N$ threshold involving a small decay width, while the other pole (called lower pole) appears far below the $\bar{K}N$ threshold involving a large decay width. In the further study [16], such a double-pole structure of $\Lambda(1405)$ was confirmed in several models of coupled-channel chiral dynamics [17, 18, 19, 20]. They showed that the higher pole is originated from a $\bar{K}N$ bound state, whereas the lower pole comes from a $\pi\Sigma$ resonance state. As a result of these studies, the higher-pole position is well established to be around $(M, -\Gamma/2) = (1420, -20)$ MeV, although the lower-pole position depends strongly on models. The decay width of the lower pole is obtained to be quite large compared to the higher pole. It is noted that some of latest studies [21, 22, 23] report slightly different positions of the double pole from those of earlier studies. Anyway, such a double-pole structure is generated by the energy dependence of the chiral

SU(3)-based interaction [24]. Therefore, it is considered that the double-pole structure of $\Lambda(1405)$ is an important consequence of the chiral dynamics.

In our previous study with ccCSM [10], since the lower pole was not so clearly found, we were not able to conclude its existence. The pole that we found in the $I = 0$ channel corresponds to the higher pole, since its complex energy is similar to the known value of the higher-pole energy. The lower pole is expected to exist, because our potential is based on the chiral theory. In our previous analysis, it was hard to find a resonance pole with a broad width such as the lower pole by means of the complex scaling method with an ordinary real-range Gaussian basis that we used, since a broad resonance is not easily separated from the continuum states, because of the limitation of the real-range Gaussian basis for describing the oscillatory behavior of the wave function. Recently, Kamimura *et al.* proposed the use of the complex-range Gaussian basis in the complex scaling method, instead of the real-range Gaussian basis which has been used so far. They applied this new basis to the description of resonant states of ^{12}C with 3α -cluster model. They succeeded in finding broad resonances which were difficult to be found with the usual complex scaling method using the real-range Gaussian basis. [25].

In this article, we apply the complex-range Gaussian basis to our coupled-channel Complex Scaling Method, in order to find clearly the lower pole of the $I = 0$ $\bar{K}N$ - πY system and investigate its wave function. The contents of this article is as follows. We explain our formalism, in particular, on the complex-range Gaussian basis in the section 2. In the section 3, we show the result of our calculation and make an analysis of our result. We summarize the present study and mention on our future plan with this method in the section 4.

2. Formalism

We are investigating resonance states of the $\bar{K}N$ - $\pi\Sigma$ coupled system with the s -wave and isospin zero by means of the coupled-channel Complex Scaling Method (ccCSM). In the ccCSM, Hamiltonian \hat{H} is complex-scaled: $\mathbf{r} \rightarrow \mathbf{r}e^{i\theta}$ and $\mathbf{k} \rightarrow \mathbf{k}e^{-i\theta}$, \mathbf{r} and \mathbf{k} are the coordinate and its conjugate momentum, respectively. When the complex-scaled Hamiltonian \hat{H}_θ is diagonalized with a square-integrable function, complex eigenvalues for continuum states distribute along with lines $\tan^{-1}(\text{Im } E / \text{Re } E) = -2\theta$ running from thresholds (so-called 2θ line) on the complex-energy plane. On the other hand, complex eigenvalues for resonance states appear off the 2θ line and they are indepen-

dent of the scaling angle θ . Then, we can find the resonant states. Detailed explanation of the ccCSM is given in Ref. [10].

In the studies of resonances with the complex scaling method, the Gaussian basis function has been often employed because of its convenience for the analytical calculation of matrix elements. In the present study, we use the Gaussian functions with *complex* range parameters as proposed by Kamimura *et al.* [25]:

$$G_n^{(\pm)}(r) = N_n^{(\pm)} r^l \exp[-(a_n \pm i\omega) r^2], \quad (1)$$

where $N_n^{(\pm)}$ means a normalization factor, $\{a_n\}$ is a real range parameter, and $\pm i\omega$ is introduced to make the range parameters complex. Considering the linear combination of the basis functions $\{G_n^{(\pm)}(r)\}$, they are equivalent to Gaussian functions with trigonometric functions:

$$G_n^{(\cos)}(r) = N_n^{(\cos)} r^l \exp[-a_n r^2] \cos \omega r^2 \sim G_n^{(+)}(r) + G_n^{(-)}(r), \quad (2)$$

$$G_n^{(\sin)}(r) = N_n^{(\sin)} r^l \exp[-a_n r^2] \sin \omega r^2 \sim G_n^{(+)}(r) - G_n^{(-)}(r). \quad (3)$$

Compared with the real-range Gaussian basis which has been used so far in the complex scaling method, the complex-range Gaussian basis describes better the spatially oscillatory behavior of eigenstates for the complex-scaled Hamiltonian as expected by its trigonometric nature.

To find resonant states with large decay widths, the description of continuum states is also important, because such broad resonances tend to mix with the continuum states. In case of the real-range Gaussian basis, the eigenvalues of \hat{H}_θ for the continuum states often deviate from 2θ line gradually with increase of the imaginary energy. This is due to the limitation for description of the spatial oscillation. In addition, we need complex-rotation of the Hamiltonian with large angle θ , when we search for such broad resonances. However, the oscillation of the resonance wave function is more enhanced, getting larger θ . Therefore, it becomes difficult to find broad resonances with the real-range Gaussian basis. With help of an analytic continuation in the coupling constant, people has evaluated the complex energy of broad resonances in the complex scaling method. (ACCC+CSM [26]) Using the complex-range Gaussian basis, we expect that resonances with broad decay width can be clearly obtained.

Other set up for the present study of the s -wave and isoscalar $\bar{K}N$ - $\pi\Sigma$ system is the same as that for our previous study [10]. The wave function of

s -wave and isoscalar $\bar{K}N$ - $\pi\Sigma$ system is given as

$$|\Phi_{\bar{K}N-\pi\Sigma}^{I=0,l=0}\rangle = \frac{1}{r}\phi_{\bar{K}N}^{l=0}(r)Y_{00}(\Omega)|\bar{K}N\rangle + \frac{1}{r}\phi_{\pi\Sigma}^{l=0}(r)Y_{00}(\Omega)|\pi\Sigma\rangle. \quad (4)$$

The spatial part of wave function, $\phi_{\alpha}^{l=0}(r)$, is complex-scaled in the ccCSM. We expand the complex-scaled wave function $\phi_{\alpha}^{l=0,\theta}(r)$ with the complex-range Gaussian basis,

$$\phi_{\alpha}^{l=0,\theta}(r) = \sum_{n=1}^N \left\{ C_{(\cos),n}^{\alpha,\theta} G_n^{(\cos)}(r) + C_{(\sin),n}^{\alpha,\theta} G_n^{(\sin)}(r) \right\}. \quad (5)$$

The complex parameters $\{C_{(\cos),n}^{\alpha,\theta}, C_{(\sin),n}^{\alpha,\theta}\}$ are determined by diagonalization of the complex-scaled Hamiltonian \hat{H}_{θ} . The real-range parameter for these basis functions, which is described as $\{a_n\}$ in Eqs. (2) and (3), is generated by geometric progression: $a_n = 1/b_n^2$ and $b_n = b_1\gamma^{n-1}$. In this study, the parameters b_1 and γ are taken to be 0.2 fm and 1.2, respectively. As for the imaginary-range parameter ω , we will mention in the next section.

We remark on the normalization and the norm of resonances in the ccCSM. The total wave function given in Eq. (4) is normalized to unity when it is complex-scaled. As a result, norms of all channels are summed up to be 1; $\sum_{\alpha}\langle\tilde{\phi}_{\alpha}^{l=0,\theta}|\phi_{\alpha}^{l=0,\theta}\rangle = 1$. On the other hand, the norm of each component can be a *complex value* and *exceed the unity* in our study as shown in latter sections, since the ccCSM is based on Non-Hermitian quantum mechanics [27], differently from the standard quantum mechanics that treats Hermitian. Although the probabilistic interpretation is no longer available here, we refer the norm in our analysis since it is a useful indicator to know major/minor components.

As for Hamiltonian, we use a chiral SU(3)-based potential with Gaussian form given in the coordinate space which we proposed in our previous paper [10]. Since we consider the non-relativistic kinematics in this paper, we employ the non-relativistic versions of our potential (“NRv1” and “NRv2”). Here, we remark on our potential. Since it is an energy-dependent potential, we need to consider the self-consistency for the complex energy when we search for resonance poles. Such self-consistency is correctly treated in the present study as explained in detail in the previous paper.

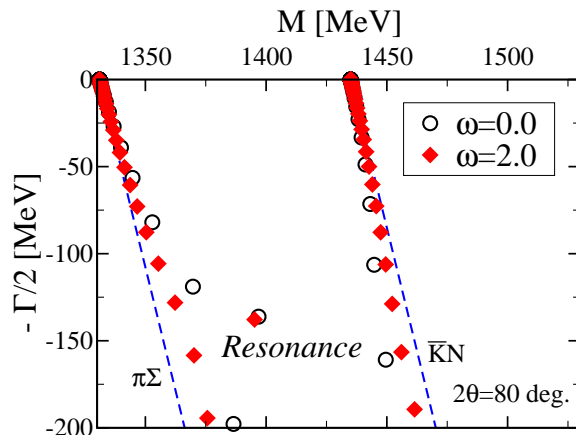


Figure 1: Distribution of complex eigenvalues calculated with the NRv2 potential ($f_\pi = 110$ MeV), involving the lower pole (“*Resonance*”). The scaling angle θ is set to be 40° . Red diamonds and black circles are eigenvalues calculated with complex-range Gaussian basis ($\omega = 2.0$) and real-range one ($\omega = 0.0$), respectively. Dashed lines are 2θ lines indicating the $\bar{K}N$ and $\pi\Sigma$ continuum states.

3. Result

3.1. Lower pole of the $I = 0$ $\bar{K}N$ - $\pi\Sigma$ system

We can find the lower pole of $\bar{K}N$ - $\pi\Sigma$ system in $I = 0$ channel with the coupled-channel Complex Scaling Method. Using the complex-range Gaussian basis, we have obtained clearly another self-consistent solution of the energy-dependent Hamiltonian as well as the solution corresponding to the higher pole which has been reported in the previous work [10].

Fig. 1 shows the distribution of the complex-energy eigenvalues obtained for $f_\pi = 110$ MeV case. To identify the lower pole clearly, we need the complex scaling with a large angle as 40° , since the lower pole has large imaginary energy compared with the real energy. Certainly, with a real-range Gaussian basis, we obtain a self-consistent solution which corresponds to a lower pole. However, since eigenvalues belonging to the continuum states are deviated from the 2θ lines as depicted with black circles in Fig. 1, we can not conclude the existence of the solution of the lower pole. When we use the complex-range Gaussian basis, description of continuum states is improved. Their eigenvalues appear well along with the 2θ lines. (Red diamonds in Fig. 1) The lower pole is confirmed to be prominently separated from the continuum states.

Table 1: ω dependence of lower and higher poles at $\theta = 40^\circ$. All poles are obtained to satisfy the self-consistency for the complex energy. ($M, -\Gamma/2$) means the complex energy of the pole. The potential NRv2 ($f_\pi = 110$ MeV) is used.

ω	0.0	0.5	1.0	1.5	2.0
Lower pole					
M	1396.9	1395.2	1395.1	1395.1	1395.2
$-\Gamma/2$	-136.9	-138.4	-138.0	-137.9	-137.9
Higher pole					
M	1417.6	1417.9	1417.9	1417.9	1417.9
$-\Gamma/2$	-16.3	-16.6	-16.6	-16.6	-16.6

Table 2: θ trajectory of lower pole with $\omega = 2.0$. The scaling angle θ is given in unit of degree. The potential NRv2 ($f_\pi = 110$ MeV) is used.

θ	30	35	37	39	40	42
M	1415.0	1398.7	1395.6	1395.2	1395.2	1395.2
$-\Gamma/2$	-122.3	-133.4	-136.6	-137.7	-137.9	-137.8

Table 3: Complex energy of lower and higher poles for each f_π value. Both poles are calculated with the complex-range Gaussian basis ($\omega = 2.0$) at $\theta = 40^\circ$. Values of higher poles in parentheses are obtained with the real-range Gaussian basis at $\theta = 30^\circ$. The potential NRv2 is used.

f_π	90	100	110	120
Lower pole				
M	~ 1350	1368.8	1395.2	1424.7
$-\Gamma/2$	~ -66	-109.1	-137.9	-163.2
Higher pole				
M	1419.9 (1419.9)	1418.0 (1418.0)	1417.9 (1417.8)	1418.4 (1418.3)
$-\Gamma/2$	-23.1 (-23.1)	-19.8 (-19.8)	-16.6 (-16.6)	-14.1 (-14.0)

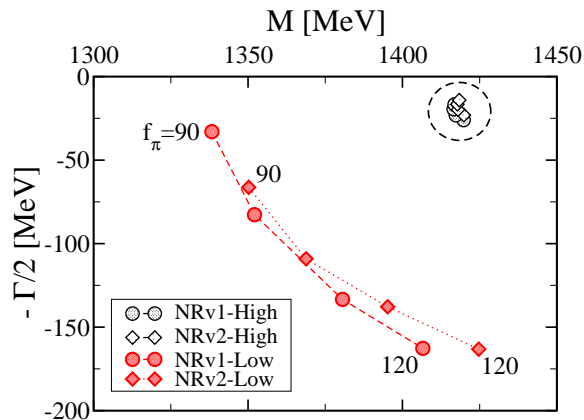


Figure 2: Lower and higher poles obtained with NRv1 and NRv2 potentials. $(M, -\Gamma/2)$ means the complex energy of the pole in unit of MeV. f_π value is varied from 90 to 120 MeV along with dashed line. Higher poles are concentrated in the area enclosed by a dashed-line circle. Both poles are calculated at the scaling angle $\theta = 40^\circ$.

We have checked the stability of the lower pole. As shown in Table 1, it is confirmed that the complex eigen energy of the lower pole is almost independent of the imaginary part of the complex range, ω , of the Gaussian basis. The θ trajectory has been also checked as shown in Table 2. Since the lower pole has large imaginary energy, its complex energy becomes stable at large angle around $\theta = 40^\circ$. It is also confirmed that the lower-pole energy is stable for the number of basis N in Eq. (5). N is taken to be 40 in usual calculation, but it is increased upto 130 to check the numerical stability of the lower pole. In addition, we have confirmed that the higher pole is very stable in all trajectories because of the small imaginary energy of the state.

In Table 3, we summarize the complex energy of lower and higher poles calculated with the NRv2 potential when f_π value is varied from 90 to 120 MeV. The higher-pole energy is not so dependent on f_π value, while the lower-pole one is found to change drastically depending on f_π value. As explained in the previous work [10], the potential used here is constrained by the $\bar{K}N$ scattering length at each f_π value. Since the higher pole appears close to the $\bar{K}N$ threshold, its property is governed by the $\bar{K}N$ dynamics. Actually, the dominant component of the higher pole is found to be the $\bar{K}N$ component as is shown in the next section. On the other hand, the lower pole appears far from the $\bar{K}N$ threshold, rather close to the $\pi\Sigma$ threshold. Hence the lower pole is considered to be related to the $\pi\Sigma$ dynamics. Since

the present potential is determined under the constraint for $\bar{K}N$ observable, not $\pi\Sigma$ one, the potential does not restrict so strongly the lower-pole property. Therefore, as shown in Fig. 2, on the complex-energy plane the higher pole appears in the narrow area (enclosed by the dashed-line circle in the figure) independently of f_π , whereas the lower pole moves in the wide region, depending on the f_π value.

We note that the higher-pole energy is very stable with respect to the choice of the basis functions. In Table 3, the values with parentheses on the higher-pole column are those obtained with the real-range Gaussian basis at $\theta = 30^\circ$ [10]. The higher-pole energy is confirmed to be quite the same between both present and previous calculations. Therefore, in this article the higher pole is calculated in the same condition as for the lower pole, namely by the complex-range Gaussian basis with $\omega = 2.0$ at $\theta = 40^\circ$.

3.2. Properties of the lower pole

We investigate the property of the lower-pole state which is obtained with the ccCSM using the complex-range Gaussian basis. In this section, the case of the NRv2 potential with $f_\pi = 110$ MeV is discussed as a typical result of our calculation.

Figs. 3 and 4 show the ccCSM wave functions of the lower-pole and higher-pole states, respectively. In the calculation of those states, we use the complex-range Gaussian basis with $\omega = 2.0$. The complex energy ($M, -\Gamma/2$) of the pole considered here is (1395.2, -137.9) MeV for the lower pole and (1417.9, -16.6) MeV for the higher pole. As shown in Fig. 3, the $\pi\Sigma$ component dominates in the lower-pole wave function. The wave function, particularly at large distance, consists of almost only the $\pi\Sigma$ component, while the $\bar{K}N$ component exists at small distance. We can see an oscillatory behavior of the $\pi\Sigma$ wave function at far distance. Such the oscillatory behavior can be described owing to the complex-range Gaussian basis. On the other hand, the higher-pole wave function shown in Fig. 4 is dominated by the $\bar{K}N$ component which is well localized at small distance as reported in the previous paper [10]. In the figure, we see almost no oscillatory behavior in the higher-pole wave function at large distance, in spite that the complex-range Gaussian basis is used for the calculation. We consider that the higher-pole state is almost equivalent to the $\bar{K}N$ bound state.

Using the complex-range Gaussian basis, we have obtained a stable solution of the lower pole as a result of the improvement of the radial behavior of the resonance wave function. To check the reliability of the lower-pole wave

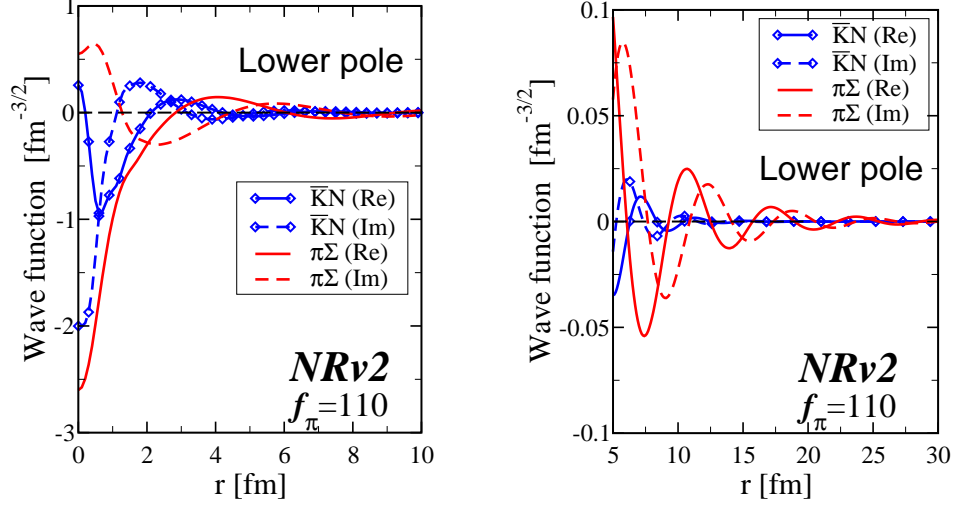


Figure 3: The ccCSM wave function of the lower-pole state of the NRv2 potential ($f_\pi = 110$ MeV). Blue (red) lines show $\bar{K}N$ ($\pi\Sigma$) wave function, whose real (imaginary) part is drawn with solid (dashed) lines. Left: $r = 0 \sim 10$ fm, right: $r = 5 \sim 30$ fm.

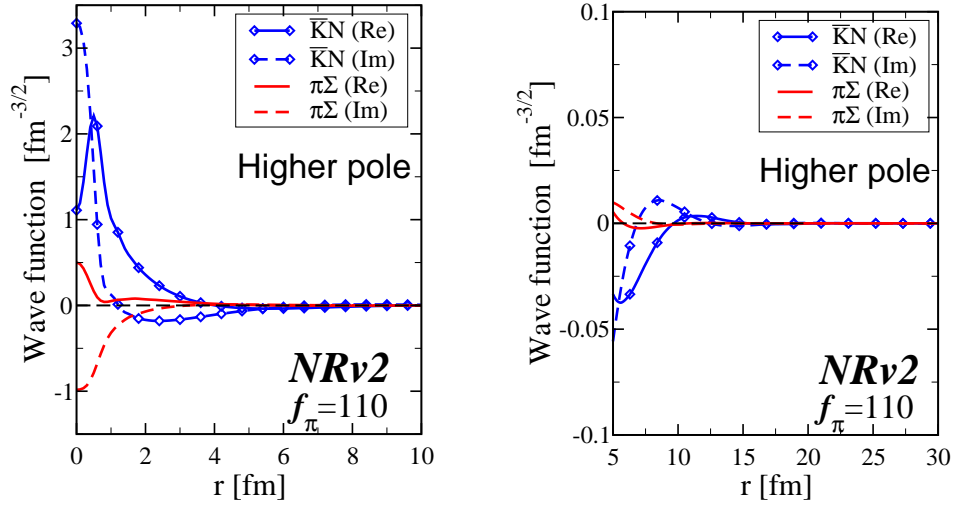


Figure 4: The ccCSM wave function of the higher-pole state of the NRv2 potential ($f_\pi = 110$ MeV) under the same condition as the lower-pole wave function. Meaning of lines and symbols are the same as those of Fig. 3.

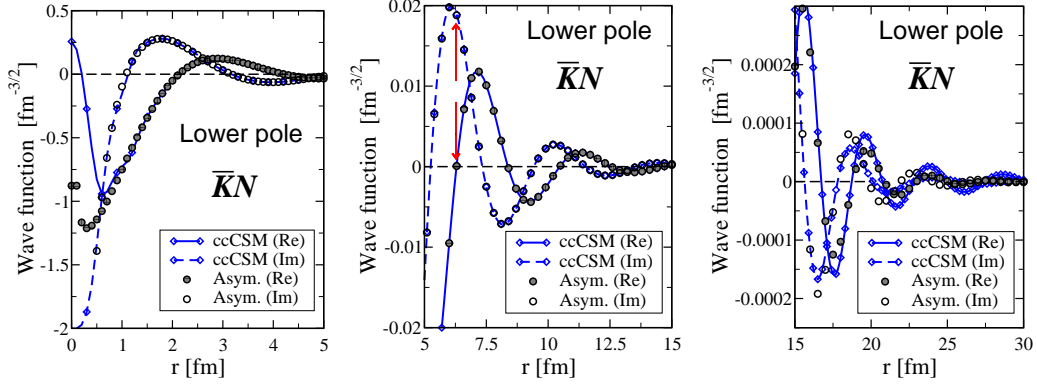


Figure 5: Comparison of the ccCSM wave function with the asymptotic wave function. ($\bar{K}N$ channel, Lower pole) The ccCSM wave function is that shown in Fig. 3. The real and imaginary parts of asymptotic wave function are depicted with black open and filled circle, respectively. The red arrow indicates the connection point at which the ccCSM wave function is connected to the asymptotic wave function. Left: $r = 0 \sim 5$ fm, middle: $r = 5 \sim 15$ fm, right: $r = 15 \sim 30$ fm.

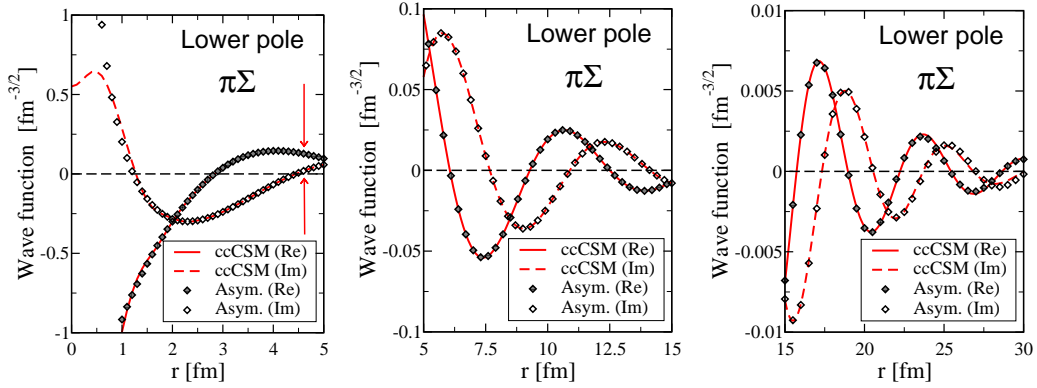


Figure 6: Comparison of the ccCSM wave function with the asymptotic wave function. ($\pi\Sigma$ channel, Lower pole) The asymptotic wave function is depicted with diamond symbols. Others are similar to Fig. 5.

function expanded with the complex-range Gaussian basis, we compare the ccCSM wave function with its asymptotic form which is determined analytically by the complex resonance energy. The asymptotic form of a resonance wave function is known to be $\exp(ik_R r)/r$ with the complex wave number k_R . The complex-scaled asymptotic wave function is given as

$$\psi_{Asymp}^{(c)}(r_\theta) = A^{(c)} \frac{\exp(ik_R^{(c)} r_\theta)}{r_\theta}, \quad (6)$$

where the symbol (c) indicates a channel and r_θ is $re^{i\theta}$ with the scaling angle θ . The complex wave number $k_R^{(c)}$ in a channel c is calculated with the lower-pole energy Z_L as $\sqrt{2\mu_c(Z_L - M_c)}/\hbar$ where M_c and μ_c are the total mass and reduced mass in the channel c , respectively. Here, we remark on the sign of the imaginary part of $k_R^{(c)}$. The sign of $\text{Im} k_R^{(c)}$ has to be negative for open channels since the resonance pole is on an unphysical sheet of the complex energy plane in open channels. On the other hand, it should be positive for closed channels, since the pole is on a physical sheet in closed channels. In the present case that the pole exists above the $\pi\Sigma$ threshold and below the $\bar{K}N$ threshold, we choose the sign of $\text{Im} k_R^{(c)}$ as $\text{Im} k_R^{(\bar{K}N)} > 0$ and $\text{Im} k_R^{(\pi\Sigma)} < 0$. We determine the complex-valued coefficient $A^{(c)}$ and the connection point $s_0^{(c)}$ in each channel so that the asymptotic wave function $\psi_{Asymp}^{(c)}(r_\theta)$ connects most smoothly to the lower-pole wave function which is obtained by the ccCSM calculation.

In Figs. 5 and 6, we show the $\bar{K}N$ and $\pi\Sigma$ components of the ccCSM wave functions together with those asymptotic forms given as Eq. (6), respectively. The ccCSM wave functions of $\bar{K}N$ and $\pi\Sigma$ are connected to the asymptotic forms at $s_0^{(\bar{K}N)} = 5.96$ fm and $s_0^{(\pi\Sigma)} = 4.66$ fm, respectively. It is confirmed that the $\bar{K}N$ ($\pi\Sigma$) component of the ccCSM wave function well coincides with its asymptotic form upto ~ 20 (30) fm. In addition, the asymptotic wave function is found to reproduce the ccCSM wave function even in the short distance region (~ 1 fm). It is worth to check how far in the distance the ccCSM wave function agrees with the asymptotic one. For this purpose, we show the $\pi\Sigma$ wave function in a range of $r = 50 \sim 200$ fm in Fig. 7. The ccCSM wave function of the $\pi\Sigma$ component deviates from the asymptotic wave function at very large distance. It is noticed that the $\pi\Sigma$ wave function retains a very small but sizable magnitude even in more than 100 fm, whereas the asymptotic wave function is completely damped down there. This deviation does not affect the normalization of the wave function

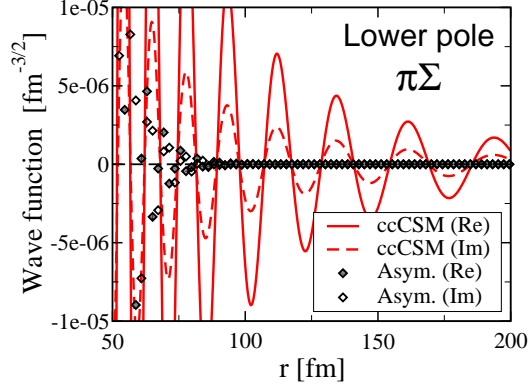


Figure 7: Comparison of the ccCSM wave function ($\pi\Sigma$ channel, Lower pole) with its asymptotic wave function at far distance ($r = 50 \sim 200$ fm).

because of the relatively very small amplitudes at this large distance region.

Thus, the complex-range Gaussian basis is found to be effective for the study of the double-pole structure of $\Lambda(1405)$. By using the complex-range Gaussian basis, the lower pole as well as the higher pole is obtained as a stable eigen solution. The ccCSM wave functions of both poles are confirmed to reproduce well the asymptotic behavior of resonance wave function within the distance of around 30 fm. Hereafter, we perform further analysis of the double-pole states with these wave functions.

Table 4 shows the composition of the higher- and lower-pole states. The norm of each component is calculated as $\langle \tilde{\phi}_\alpha^{l=0,\theta} | \phi_\alpha^{l=0,\theta} \rangle$ ($\alpha = \bar{K}N, \pi\Sigma$), where $\phi_\alpha^{l=0,\theta}(r)$ is the spatial part of the ccCSM wave function in the channel α , defined in Eq. (5). We expect that this quantity is useful to know the composition of the resonances, while the quantity is complex value. It is noted that the sum of the quantities “Norm ($\bar{K}N$)” and “Norm ($\pi\Sigma$)” in Table 4 should be unity due to the normalization of the state, as explained in the section 2. For the lower pole, the $\pi\Sigma$ norm is apparently larger magnitude than the $\bar{K}N$ norm, whereas the $\bar{K}N$ norm is reversely large magnitude for the higher pole. This result also means that the major component is the $\pi\Sigma$ in the lower pole, and the $\bar{K}N$ in the higher pole, as Figs. 3 and 4 indicated.

We further consider the size of the lower-pole state, as we did for the higher-pole state in the previous paper [10]. Certainly, the lower-pole wave function is well described with the complex-range Gaussian basis. However, the description at far distance is found to be insufficient: the ccCSM wave function of the lower-pole state deviates from the asymptotic form, as shown

Table 4: Composition of the lower- and higher-pole states at $f_\pi = 90$ to 120 MeV. Both states are calculated with the complex-range Gaussian basis. “Norm ($\bar{K}N$)” and “Norm ($\pi\Sigma$)” indicate norms of the $\bar{K}N$ and $\pi\Sigma$ components, respectively. Detailed explanation is given in the text. The potential NRv2 is used.

f_π	90	100	110	120
Lower pole				
Norm ($\bar{K}N$)	-0.076	-0.051	0.097	0.136
	+0.022 <i>i</i>	+0.225 <i>i</i>	+0.154 <i>i</i>	+0.120 <i>i</i>
Norm ($\pi\Sigma$)	1.076	1.051	0.903	0.864
	-0.022 <i>i</i>	-0.225 <i>i</i>	-0.154 <i>i</i>	-0.120 <i>i</i>
Higher pole				
Norm ($\bar{K}N$)	0.960	1.066	1.115	1.120
	+ <i>i</i> 0.174	+0.160 <i>i</i>	+0.098 <i>i</i>	+0.044 <i>i</i>
Norm ($\pi\Sigma$)	0.040	-0.066	-0.115	-0.120
	- <i>i</i> 0.174	-0.160 <i>i</i>	-0.098 <i>i</i>	-0.044 <i>i</i>

Table 5: Meson-baryon mean distance calculated with the ccCSM wave function connected to its asymptotic form. the lower- and higher-pole states given in Table 4 are considered. The values of $\sqrt{\langle r^2 \rangle_{\bar{K}N}}$, $\sqrt{\langle r^2 \rangle_{\pi\Sigma}}$ and $\sqrt{\langle r^2 \rangle_{\bar{K}N+\pi\Sigma}}$ are the mean distance of the $\bar{K}N$ component, the $\pi\Sigma$ component and total system, respectively. All values are given in unit of fm.

f_π	90	100	110	120
Lower pole				
$\sqrt{\langle r^2 \rangle_{\bar{K}N}}$	0.87 - 0.13 <i>i</i>	0.75 - 0.18 <i>i</i>	0.66 - 0.20 <i>i</i>	0.48 - 0.03 <i>i</i>
$\sqrt{\langle r^2 \rangle_{\pi\Sigma}}$	0.09 - 0.65 <i>i</i>	0.65 - 0.13 <i>i</i>	0.04 - 0.51 <i>i</i>	0.01 + 0.48 <i>i</i>
$\sqrt{\langle r^2 \rangle_{\bar{K}N+\pi\Sigma}}$	0.13 - 0.43 <i>i</i>	0.67 - 0.18 <i>i</i>	0.06 - 0.46 <i>i</i>	0.08 + 0.41 <i>i</i>
Higher pole				
$\sqrt{\langle r^2 \rangle_{\bar{K}N}}$	1.22 - 0.47 <i>i</i>	1.25 - 0.42 <i>i</i>	1.28 - 0.40 <i>i</i>	1.31 - 0.39 <i>i</i>
$\sqrt{\langle r^2 \rangle_{\pi\Sigma}}$	0.29 + 0.92 <i>i</i>	0.26 + 0.92 <i>i</i>	0.23 + 0.93 <i>i</i>	0.21 + 0.93 <i>i</i>
$\sqrt{\langle r^2 \rangle_{\bar{K}N+\pi\Sigma}}$	1.27 - 0.24 <i>i</i>	1.40 - 0.26 <i>i</i>	1.47 - 0.33 <i>i</i>	1.49 - 0.38 <i>i</i>

in Fig. 7. Although the amplitude of the ccCSM wave function is very small to be $\sim 10^{-5}$ at 50 fm, this tiny deviation causes a problem in the calculation of the mean distance between the meson and the baryon (MB distance); the convergence of MB distance is very slow with respect to the basis number N , in spite that the pole energy has been sufficiently converged. To overcome this problem, we utilize the asymptotic form of the ccCSM wave function, Eq. (6), *only* for the calculation of the MB distance. We use the ccCSM wave function in a short region $r < s_0^{(c)}$ of the connection point and the asymptotic wave function outside the connection point ($r > s_0^{(c)}$). Calculated in this way at each f_π value given in the Hamiltonian, the mean distance of the lower-pole state is stable for the number of basis as well as the scaling angle. The result is shown in Table 5. It is found that the mean distance is extremely a small value for the real part, especially in the $\pi\Sigma$ component. We consider that in such broad resonances like the lower-pole state, it is difficult to introduce the physical meaning of the expectation value of the mean distance. As shown in Table 5, the mean distance for the lower-pole state has large imaginary part, which is comparable to the real part. This situation is different from the case of the higher-pole state in which the imaginary part of energy and mean distance is still small. Hence we can not make an intuitive interpretation of the calculated mean distance in the lower-pole case, even though its matrix element is stably obtained for the Hamiltonian with a f_π value given. It is noted that the mean distance of the higher-pole state given in the table is not so different from that reported in our previous paper [10] in which the asymptotic form is not used.

At the end of this section, we comment on interpretation of the MB distance obtained in the ccCSM calculation. In the ccCSM, a resonant state is treated as a Gamow state. The MB distance is calculated as a expectation value of $\hat{\mathbf{r}}^2$ with the wave function of the Gamow state. ($\hat{\mathbf{r}}$ is the operator of the relative coordinate.) On the other hand, such the MB distance can be extracted from the electro-magnetic (EM) form factor of $\Lambda(1405)$ when it is treated as a meson-baryon molecular state. According to Ref. [28] which is based on chiral dynamics as well as our study, it is found that the MB distance of the higher pole obtained through the EM form factor is almost identical to that obtained in the ccCSM. It is noted that the higher-pole energy is almost the same between both studies. Therefore, we consider that the MB distance in the ccCSM is related to the form factor of the resonance.

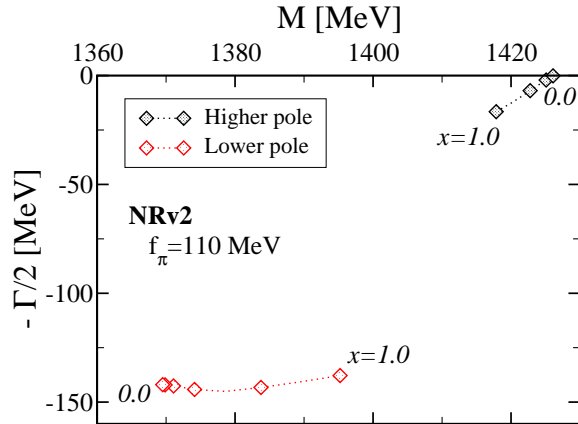


Figure 8: Behavior of the higher and lower poles on the complex-energy plane when the strength of the $\bar{K}N$ - $\pi\Sigma$ coupling potential “ x ” is modified. NRv2 potential with $f_\pi = 110$ MeV is considered. All poles are obtained with $\theta = 40^\circ$. The $\pi\Sigma$ and $\bar{K}N$ thresholds are located at 1331 MeV and 1435 MeV, respectively.

3.3. Double-pole nature and the $\bar{K}N$ - $\pi\Sigma$ coupling potential

To investigate the double-pole structure in detail, we have examined to vary the strength of the $\bar{K}N$ - $\pi\Sigma$ coupling potential;

$$V_{\bar{K}N,\pi\Sigma}^{(I=0)}(r) \rightarrow x V_{\bar{K}N,\pi\Sigma}^{(I=0)}(r), \quad (7)$$

where a real parameter x is introduced to scale the strength of the coupling potential. Note that a similar analysis has been performed with a chirally motivated model [29]. Fig. 8 shows the behavior of higher and lower poles when x is reduced from 1.0 to 0.0, namely no coupling limit. For each value of x , we have obtained both of higher and lower poles, taking into account the self-consistency for the complex energy as done so far. As shown in the figure, with the parameter x decreasing, the higher pole approaches to the real energy axis. At $x = 0$, it comes onto the real energy axis below the $\bar{K}N$ threshold located at 1435 MeV. The higher pole becomes a $\bar{K}N$ bound state in case of no $\bar{K}N$ - $\pi\Sigma$ coupling potential. The $\bar{K}N$ binding energy is 8.8 MeV and the mean distance is 2.08 fm. On the other hand, the lower pole moves to a smaller mass region with keeping the imaginary energy. Even at the no-coupling limit ($x = 0$), the lower pole remains to be a resonance. We mention to earlier studies. A prior research based on the chiral unitary model within $\bar{K}N$ and $\pi\Sigma$ channels [16] has shown qualitatively a similar result at the no coupling limit. The same conclusion on the double pole has

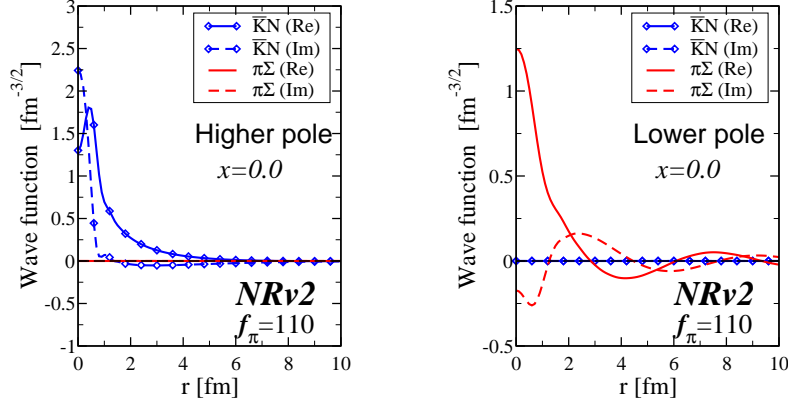


Figure 9: The ccCSM wave function of the double pole of the NRv2 potential in which the $\bar{K}N$ - $\pi\Sigma$ coupling potential is switched off ($x = 0.0$). Left (right) panel shows the higher-pole (lower-pole) wave function. $f_\pi = 110$ MeV and $\theta = 40^\circ$. Meaning of lines and symbols are the same as those of Fig. 3.

been reported also by a study with a chirally motivated model [29] which involves more channels and utilizes the latest experimental data of kaonic hydrogen atom [30].

We show ccCSM wave functions of both poles without the channel coupling at $x = 0$ in Fig. 9. The higher-pole state purely consists of the $\bar{K}N$ component, whereas the lower-pole state contains only the $\pi\Sigma$ component. The $\bar{K}N$ wave function of the higher-pole state rapidly damps down, since this state is a $\bar{K}N$ bound state. In the $\pi\Sigma$ wave function of the lower pole, the oscillatory behavior continues in a distance, though the wave function damps due to the complex scaling. We comment on the higher pole. As mentioned, it becomes a $\bar{K}N$ bound state at the limit of no $\bar{K}N$ - $\pi\Sigma$ coupling. Once the coupling potential is switched on, this $\bar{K}N$ bound state couples to the $\pi\Sigma$ state. As a result, the $\bar{K}N$ bound state acquires a $\pi\Sigma$ decay width to be a resonance. Therefore, the higher-pole state can be understood to be a Feshbach resonance.

We have investigated how the property of the higher- and lower-pole states changes in scaling the coupling strength x . Table 6 shows the norm of $\bar{K}N$ component in both states at each x . The composition is found to change continuously with the parameter x , as well as the poles move smoothly on the complex energy plane as shown in Fig. 8. With the coupling strength x enhanced, the magnitude of the $\bar{K}N$ norm increases from zero in the lower pole. The lower pole is purely the $\pi\Sigma$ state at the no coupling limit, since

Table 6: Norm of the double pole at each strength of the coupling potential (x). (NRv2 potential with $f_\pi = 110$ MeV. $\theta = 40^\circ$) “Norm ($\bar{K}N$)” indicates the norm of $\bar{K}N$ component in each state.

x	0.0	0.3	0.5	0.8	1.0
Lower pole					
Norm ($\bar{K}N$)	0.000 +0.000 <i>i</i>	0.001 +0.003 <i>i</i>	0.007 +0.011 <i>i</i>	0.055 +0.083 <i>i</i>	0.097 +0.154 <i>i</i>
Higher pole					
Norm ($\bar{K}N$)	1.000 +0.000 <i>i</i>	1.006 +0.003 <i>i</i>	1.018 +0.010 <i>i</i>	1.057 +0.042 <i>i</i>	1.115 +0.098 <i>i</i>

the $\bar{K}N$ norm is zero. The $\bar{K}N$ component is mixed gradually to the state, increasing the coupling strength. In the higher pole, the $\bar{K}N$ component is dominant, since the $\bar{K}N$ norm is close to unity.¹ Due to the normalization of the total wave function, the $\pi\Sigma$ norm can be calculated as $1 - \text{Norm}(\bar{K}N)$. Hence, the $\pi\Sigma$ component is confirmed to be mixed in the higher pole, when the coupling strength increases.

3.4. Double-pole nature and the energy dependence of potential

The most important point of the chiral SU(3)-based potential is its energy dependence due to the chiral dynamics. In this section, we consider the influence of the energy-dependence of the chiral SU(3)-based potential to the double-pole nature of the $I = 0$ $\bar{K}N$ - $\pi\Sigma$ system. Motivated by the earlier work [24], we introduce an energy-independent version of our potentials.

We make a consideration on this issue with the two non-relativistic versions of our potentials (NRv1 and 2). The essential structure of these potentials are

$$V_{ij}(r) = -\frac{C_{ij}}{8f_\pi^2}(\omega_i + \omega_j) \times [\text{flux factor}] \times (\text{Gaussian form factor}), \quad (8)$$

where ω_i indicates the meson energy in the channel i . Thus, the NRv1 and 2 potentials are proportional to the meson energies $\omega_i + \omega_j$ which are attributed to the chiral dynamics. Here, we examine to remove this energy

¹Some norms of components exceed the unity, though the wave function is surely normalized to unity. Such a behavior of norms in the CSM has been shown also in the study of resonances of unstable nuclei [31].

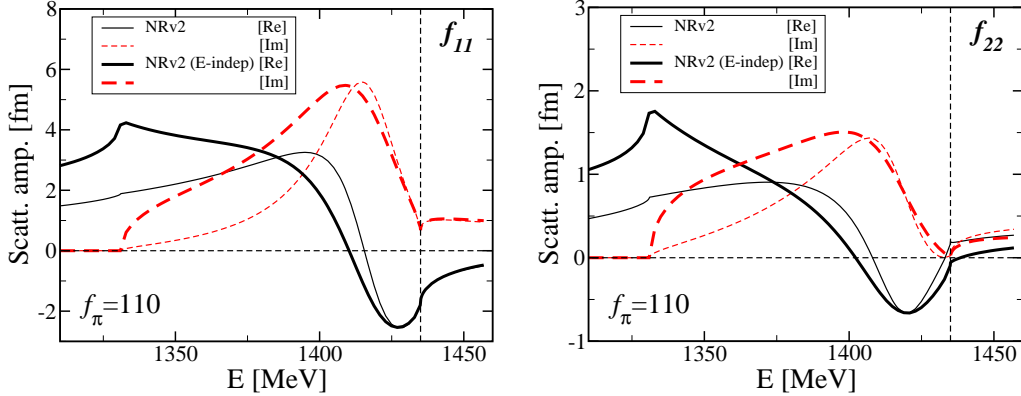


Figure 10: Comparison of $I = 0$ scattering amplitudes between the energy-independent case “NRv2(E-indep.)” and the energy-dependent case “NRv2”. ($f_\pi = 110$ MeV) The scattering amplitudes of NRv2(E-indep.) and NRv2 are shown with bold and thin lines, respectively. The real (imaginary) part of scattering amplitude is drawn with a black-solid (red-dashed) line. Left (right) panel shows $\bar{K}N$ ($\pi\Sigma$) scattering amplitude. Vertical dashed line means the $\bar{K}N$ threshold.

dependence by using static approximation for mesons in which the meson energies are replaced with meson masses $m_i + m_j$; $\omega_i + \omega_j \rightarrow m_i + m_j$. We denote the meson-energy-fixed potentials as “NRv1(2) (E-indep)”. It should be noted that “NRv2 (E-indep)” potential is completely an energy-independent potential, since the flux factor involved in the NRv2 potential has already lost the energy dependence by an approximation from original relativistic form to a non-relativistic one. On the other hand, the “NRv1 (E-indep)” potential has still an energy dependence such as $1/\sqrt{s}$ involved in the flux factor. (See Eqs. (7) and (8) in Ref. [10].) Similarly to the original potentials, the range parameters of NRv1(2) (E-indep) are determined so as to reproduce the $I = 0$ $\bar{K}N$ scattering length obtained by Martin’s analysis.²

We investigate the difference between the energy-dependent and energy-independent potentials in the scattering amplitude. Fig. 10 shows the $\bar{K}N$ and $\pi\Sigma$ amplitudes calculated with NRv2 and NRv2 (E-indep) potentials.

² In case of $f_\pi = 110$ MeV, the range parameters ($d_{\bar{K}N, \bar{K}N}$, $d_{\pi\Sigma, \pi\Sigma}$) are (0.459, 0.426) fm in the NRv1 (E-indep) and (0.457, 0.457) fm in the NRv2 (E-indep). They give the scattering length $a_{\bar{K}N(I=0)} = -1.701 + 0.677i$ fm and $-1.701 + 0.681i$ fm, respectively. Martin’s value is $a_{\bar{K}N(I=0)} = -1.70 + 0.68i$ fm.

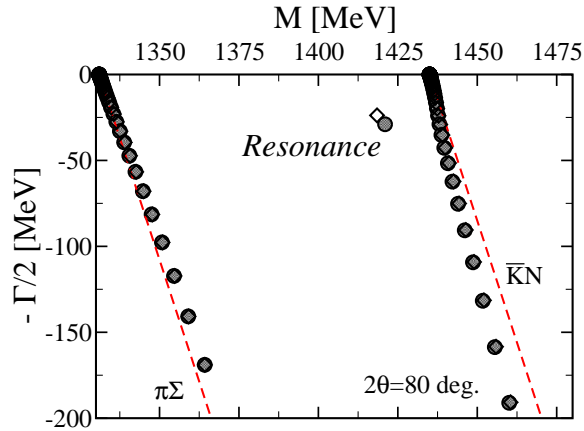


Figure 11: Distribution of complex eigenvalues calculated with an energy-independent version of NRv1 and 2 potentials ($f_\pi = 110$ MeV). Filled circles and open diamonds represent eigenvalues calculated with NRv1 and 2 potentials, respectively. The scaling angle θ is set to be 40° . Dashed lines are 2θ lines indicating the $\bar{K}N$ and $\pi\Sigma$ continuum states.

As seen in the figure, both potentials give the similar scattering amplitudes near the $\bar{K}N$ threshold. However, below the resonance the scattering amplitudes are very different between two potentials. The energy-independent case (NRv2 (E-indep)) shows very attractive behavior in the low energy region, compared to the energy-dependent case (NRv2). The earlier work [24] has reported a similar result that the $\pi\Sigma$ attraction enhances in the energy-independent case. In their analysis, the $\pi\Sigma$ scattering length is found to become more attractive compared to the energy-dependent case.

We report resonance poles of the energy-independent potentials. Fig. 11 shows the complex eigenvalues of the energy-independent potentials (NRv1 and 2 (E-indep)). The scaling angle θ is set to be 40° . In Fig. 11, only one eigenvalue is apparently apart from 2θ lines in each potential and it can be identified to a resonance pole. As summarized in Table 7, the pole position of this resonance (Z_H of E-indep.) is close to that of the higher pole of the energy-dependent case (Z_H of E-dep.). The real energy (M ; mass) of the higher pole is almost the same between E-dep. and E-indep. potentials. Its imaginary energy ($\Gamma/2$; half decay width) tends to be larger in the E-indep. potential than in the E-dep. potential. No other poles are found around the lower-pole region. Similar results are obtained for other f_π values. In the NRv1 (E-indep) case, we searched for self-consistent solutions with respect to

Table 7: Resonance of energy-independent and energy-dependent potentials. “E-dep.” means the energy-dependent potential (NRv1 and 2, $f_\pi = 110$ MeV) and “E-indep.” means its energy-independent version. Z_H and Z_L are the complex energy of the higher and lower poles, respectively. ($Z = (M, -\Gamma/2)$) Both poles are obtained with the complex-range Gaussian basis ($\omega = 2.0$) at $\theta = 40^\circ$. All energies are in unit of MeV.

	NRv1		NRv2	
	E-dep.	E-indep.	E-dep.	E-indep.
Z_H	(1416.6, -19.5)	(1421.0, -29.0)	(1417.9, -16.6)	(1418.5, -23.8)
Z_L	(1380.6, -133.4)	—	(1395.2, -137.9)	—

Table 8: Resonance of energy-independent and energy-dependent potentials. Our result is obtained with NRv2 ($f_\pi = 90$ MeV). Values of “Model B” are quoted from Table I in Ref. [24]. “(V)” in Model B indicates a virtual state.

	NRv2		Model B [24]	
	E-dep.	E-indep.	E-dep.	E-indep.
Z_H	(1419.9, -23.1)	(1421.2, -27.8)	(1422, -22)	(1423, -29)
Z_L	(~ 1350 , ~ -66)	—	(1349, -54)	(1325, 0) (V)

the pole energy since the energy dependence still remains in the flux factor. There are no self-consistent solutions corresponding to the lower pole when we scanned such the region as $M_N + m_K - 100\text{MeV} \leq \text{Re } Z \leq M_N + m_K$ and $-200 \leq \text{Im } Z \leq -50$ MeV on the complex-energy plane. ($M_N + m_K$ means the $\bar{K}N$ threshold.) Therefore, the double-pole structure of $I = 0$ $\bar{K}N$ - $\pi\Sigma$ system is attributed to the energy dependence of the chiral SU(3) potential. We consider that the lower pole, in particular, is generated by this energy dependence.

It should be noted that a similar analysis was performed also in Ref. [24], in which a separable potential in momentum space was considered and T matrix was obtained in a usual way. It is confirmed that our result has a similar tendency with their result. In particular, our result of NRv2 with $f_\pi = 90$ MeV is found to be quantitatively the same as their result of Model B, as we summarize in Table 8. They found a lower pole as a virtual state in the energy independent case. However, we can not find it because the complex scaling method can not treat virtual states directly. In our energy-independent potential, there is a possibility that the lower pole may exist as a virtual state, not a resonance state.

4. Summary and future plan

We have investigated a hyperon resonance $\Lambda(1405)$ which is well established to be a hadron-molecular state of $\bar{K}N$ - $\pi\Sigma$ system with s -wave and $I = 0$, using the coupled-channel Complex Scaling Method (ccCSM). Employing a *complex-range* Gaussian basis in the ccCSM and using a chiral SU(3)-based potential proposed in our previous work [10], we have successfully confirmed the double-pole structure of $\Lambda(1405)$ as pointed out by many studies with chiral SU(3) models. In our previous study with real-range Gaussian basis [10], we found only a single pole which corresponds to the higher pole of $\Lambda(1405)$. The complex-range Gaussian basis improves the description of the oscillatory behavior of continuum and resonance wave functions at large distance, since it involves trigonometric functions. Owing to this improvement, the eigenvalues of resonance poles with large decay width are clearly separated from the 2θ line indicating continuum states, although the separation of eigenstates is obscure for the real-range Gaussian basis. As a result, we have clearly obtained the lower pole as well as the higher pole. In case of a non-relativistic version of our chiral SU(3)-based potential, the lower pole is found at $(M, -\Gamma/2) = (1350, -66) \sim (1425, -163)$ MeV when the f_π value runs from 90 MeV to 120 MeV. The eigenvalue of the lower pole depends strongly on the f_π value, while that of the higher pole is quite independent to keep staying around (1420, -20) MeV.

An advantage of the ccCSM is to obtain a wave function of a resonant state. We have confirmed that the ccCSM wave functions of both resonance poles exhibit the correct asymptotic behavior, comparing with the analytic form of resonance wave function in asymptotic region. Therefore, the ccCSM wave function obtained in our calculation is considered to be reliable numerically. Analyzing the ccCSM wave functions explicitly, we have revealed the nature of two resonance states just at the pole position on the complex-energy plane. The major component of the lower-pole state is found to be the $\pi\Sigma$ component, whereas the higher-pole state is dominated by the $\bar{K}N$ component, as former studies suggested that the lower (higher) pole couples strongly to the $\pi\Sigma$ ($\bar{K}N$) state. The $\pi\Sigma$ wave function of the lower pole oscillates upto far distance, while the $\bar{K}N$ wave function of the higher pole is localized in a small distance. Thus, we conclude that the lower pole has qualitatively different nature from the higher pole.

The ccCSM with the complex-range Gaussian basis is reliable on the identification of resonance poles and the analysis of their properties. It should

be noted that we need a careful treatment for the very long-range behavior of the ccCSM wave function. In case of the lower pole, at very far distance (more than 50 fm) the ccCSM wave function shows the tiny amplitude, but deviates from the analytic form of the asymptotic wave function of the resonance. The tiny deviation of the order of 10^{-5} can affect the calculation of the meson-baryon mean distance numerically. Utilizing the asymptotic wave function together with the ccCSM wave function, we have obtained a stable value of the mean distance for the lower-pole state. The obtained mean distance is very small and has the imaginary part comparable to (in some case larger than) the real part; for example, $0.06 - 0.46i$ fm at $f_\pi = 110$ MeV. On the other hand, for the higher pole the mean distance has small imaginary value such as $1.4 - 0.3i$ fm. For a broad resonance such as the lower-pole state, it is difficult to interpret the meaning of the mean distance intuitively, even if its matrix element can be calculated.

In order to know the origin of the double-pole nature, we have made further investigation with the ccCSM. As the strength of the $\bar{K}N$ - $\pi\Sigma$ coupling potential is scaled, the energy position and property of both poles change continuously. When the coupling potential is completely switched off, the higher-pole state becomes a pure $\bar{K}N$ bound state, while the lower-pole state becomes a $\pi\Sigma$ resonance state. We have examined an energy-independent $\bar{K}N$ potential which is constructed from our chiral potential by the static approximation. Then, only a single pole is found near the higher pole of the original energy-dependent potential, and no poles are found in the lower-pole region. Therefore, we conclude that the double-pole structure, especially the lower pole, is generated by the energy dependence of the chiral potential.

Thus, the coupled-channel Complex Scaling Method has successfully revealed the double-pole nature of the $\bar{K}N$ - $\pi\Sigma$ system which is involved by chiral SU(3)-based potentials. Through the present study, we expect that the ccCSM is quite a powerful tool to investigate resonant states of hadronic systems as well as nuclear system. Since the ccCSM can easily be applied to many-body system, we will tackle a three-body system “ K^-pp ” which is a prototype of kaonic nuclei. New experimental results on the K^-pp are being reported from J-PARC [32, 33]. In a viewpoint of our study, the lower-pole state of $\Lambda(1405)$ as well as the higher-pole one is considered to couple to the K^-pp . It is interesting to investigate how the double pole affects the K^-pp . The ccCSM is generally applicable to mesic nuclei other than kaonic nuclei. Since mesic nuclei have decay modes in usual case, most of mesic nuclei are considered to be a resonance state rather than a bound state, if they exist.

We will investigate various kinds of mesic nuclei such as η [34], η' [35] and ω mesic nuclei.

Acknowledgements

One of authors (A.D.) is thankful to Prof. T. Harada for his useful comments. This work was developed through several activities (meetings and workshops) at the J-PARC Branch of the KEK Theory Center. This work is supported by JSPS KAKENHI Grant Number 25400286 and partially by Grant Number 24105008.

References

- [1] Y. Akaishi and T. Yamazaki, Phys. Rev. C **65**, 044005 (2002); T. Yamazaki and Y. Akaishi, Phys. Lett. B **535**, 70 (2002).
- [2] A. Doté, H. Horiuchi, Y. Akaishi and T. Yamazaki, Phys. Lett. B **590**, 51 (2004); Phys. Rev. C **70**, 044313 (2004).
- [3] Y. Ikeda and T. Sato, Phys. Rev. C **76**, 035203 (2007).
- [4] N. V. Shevchenko, A. Gal and J. Mares, Phys. Rev. Lett. **98**, 082301 (2007). N. V. Shevchenko, A. Gal, J. Mares and J. Révai, Phys. Rev. C **76**, 044004 (2007).
- [5] A. Doté, T. Hyodo and W. Weise, Nucl. Phys. A **804**, 197 (2008); Phys. Rev. C **79**, 014003 (2009).
- [6] S. Wycech and A. M. Green, Phys. Rev. C **79**, 014001 (2009).
- [7] N. Barnea, A. Gal and E. Z. Liverts, Phys. Lett. B **712**, 132 (2012).
- [8] A. Gal, Prog. Theor. Phys. Suppl. **186**, 270 (2010).
- [9] S. Aoyama, T. Myo, K. Kato, and K. Ikeda, Prog. Theor. Phys. **116**, 1 (2006).
- [10] A. Doté, T. Inoue and T. Myo, Nucl. Phys. A **912**, 66 (2013).
- [11] In our case, based on N. Kaiser, P. B. Siegel and W. Weise, Nucl. Phys. A **594**, 325 (1995).

- [12] S. Takeuchi and K. Shimizu, Phys. Rev. C **79**, 045204 (2009).
- [13] J. Yamagata-Sekihara, J. Nieves and E. Oset, Phys. Rev. D **83**, 014003 (2011).
- [14] J. A. Oller and U. -G. Meißner, Phys. Lett. B **500**, 263 (2001).
- [15] D. Jido, J. A. Oller, E. Oset, A. Ramos and U. -G. Meißner, Nucl. Phys. A **725**, 181 (2003).
- [16] T. Hyodo and W. Weise, Phys. Rev. C **77**, 035204 (2008).
- [17] E. Oset, A. Ramos, and C. Bennhold, Phys. Lett. **B527**, 99 (2002).
- [18] T. Hyodo, S. I. Nam, D. Jido, and A. Hosaka, Phys. Rev. C **68**, 018201 (2003); Prog. Theor. Phys. **112**, 73 (2004).
- [19] B. Borasoy, R. Nissler, and W. Weise, Eur. Phys. J. A **25**, 79 (2005).
- [20] B. Borasoy, U. G. Meissner, and R. Nissler, Phys. Rev. C **74**, 055201 (2006).
- [21] A. Cieply and J. Smejkal, Nucl. Phys. A **881**, 115 (2012).
- [22] M. Mai and U. -G. Meißner, Nucl. Phys. A **900**, 51 (2013).
- [23] Z.-H. Guo and J. A. Oller, Phys. Rev. C **87**, 035202 (2013).
- [24] Y. Ikeda, T. Hyodo, D. Jido, H. Kamano, T. Sato and K. Yazaki, Prog. Theor. Phys. **125**, 1205 (2011).
- [25] S. Ohtsubo, Y. Fukushima, M. Kamimura and E. Hiyama, Prog. Theor. Exp. Phys. **2013**, 073D02.
- [26] S. Aoyama, Phys. Rev. C **68**, 034313 (2003).
- [27] N. Moiseyev, “Non-Hermitian Quantum Mechanics”, Cambridge University Press, 2011. (ISBN: 9780521889728)
- [28] T. Sekihara and T. Hyodo, Phys. Rev. C **87**, 045202 (2013).
- [29] A. Cieply and J. Smejkal, Few Body Syst. **54**, 1183 (2013); arXiv:1301.6032 [hep-ph].

- [30] M. Bazzi *et al.* (SIDDHARTA collaboration), Phys. Lett. B **704**, 113 (2011); Nucl. Phys. A **881**, 88 (2012).
- [31] H. Masui, K. Kato and K. Ikeda, Phys. Rev. C **75**, 034316 (2007).
- [32] F. Sakuma *et al.* (J-PARC E15 Collaboration), Acta Phys. Polon. **B45**, 767 (2014).
- [33] Y. Ichikawa *et al.* (J-PARC E27 Collaboration), Few-Body Syst. **54**, 1191 (2013); PoS Hadron2013, 181 (2014); arXiv:1407.3051 [nucl-ex].
- [34] D. Jido, E. E. Kolomeitsev, H. Nagahiro, S. Hirenzaki, Nucl. Phys. A **811**, 158 (2008).
- [35] H. Nagahiro, S. Hirenzaki, E. Oset and A. Ramos, Phys. Lett. B **709**, 87 (2012).