

Bayesian matrix completion: prior specification

Pierre Alquier⁽¹⁾, Vincent Cottet⁽¹⁾,
Nicolas Chopin⁽¹⁾, Judith Rousseau^(1,2)

(1) CREST-LS ENSAE

(2) CEREMADE, Université Paris Dauphine

Abstract

Low-rank matrix estimation from incomplete measurements recently received increased attention due to the emergence of several challenging applications, such as recommender systems; see in particular the famous Netflix challenge. While the behaviour of algorithms based on nuclear norm minimization is now well understood [SRJ05, SS05, CP09, CT09, CR09, Gro11, RT11, Klo11, KLT11], an as yet unexplored avenue of research is the behaviour of Bayesian algorithms in this context. In this paper, we briefly review the priors used in the Bayesian literature for matrix completion. A standard approach is to assign an inverse gamma prior to the singular values of a certain singular value decomposition of the matrix of interest; this prior is conjugate. However, we show that two other types of priors (again for the singular values) may be conjugate for this model: a gamma prior, and a discrete prior. Conjugacy is very convenient, as it makes it possible to implement either Gibbs sampling or Variational Bayes. Interestingly enough, the maximum *a posteriori* for these different priors is related to the nuclear norm minimization problems. We also compare all these priors on simulated datasets, and on the classical MovieLens and Netflix datasets.

1 Introduction

We cite the introductory paper [BL07]: “In Oct. 2006 Netflix released a dataset containing 10^9 anonymous movie ratings and challenged the data mining, machine learning and computer science communities to develop systems that could beat the accuracy of its recommendation system.” This challenge (among others) generated a lot of excitement in the statistical community, and an increasing interest in the matrix completion problem. Seeing users as rows and movies as columns, the problem reduces to recovering a full matrix based on only a few of its entries. While, in general, this task is impossible, it becomes feasible when the matrix has low rank. In the Netflix problem, this amounts to assume (reasonably) the existence of a small number of typical patterns among users, *eg*, those who like a particular type of movie. Note however that this recommendation system problem was studied since the 90s through collaborative filtering algorithms. An example is given by [HKBR99] on the open dataset MovieLens (available online <http://grouplens.org/datasets/movielens/>). The first attempt to perform recommendation through low-rank matrix completion algorithms is due to [SRJ05, SS05].

The methods used in this model usually rely on minimization of a measure of the fit to the observations penalized by the rank or the nuclear norm of the matrix (the nuclear norm is actually to be preferred as it leads to computationally feasible methods). A ground breaking result came from Candès and Tao [CT09] and Candès and Recht [CR09] when they exhibited conditions ensuring that the recovery of the matrix from a few experiments can be perfect. This result was extended to the context of noisy observations (in this case, the recovery of the matrix is not exact) in [CP09, Gro11] and efficient algorithms are proposed for example in [RR13].

A recent series of paper study a more general problem called trace regression, including matrix completion, as well as other popular models (linear regression, reduced rank regression and multi-task learning) as special cases [RT11, Klo11, KLT11]. These papers propose nuclear-norm penalized estimators, derive the reconstruction error of this method and also prove that this error is minimax-optimal: basically, the average quadratic error on the entries of an $m_1 \times m_2$ matrix with rank r from the observation of n entries cannot be better than $(m_1 \vee m_2)r/n$, where we use the notation $a \vee b = \max(a, b)$ and $a \wedge b = \min(a, b)$ for any real numbers a, b .

Bayesian estimation is also possible in this context. Based on priors defined for reduced rank regression [Gew96] and multi-task learning [YTS05], several authors proposed various Bayesian estimators for the matrix completion problem [LT07, SM08, LU09, YLZG09, PC10, ZWC⁺10, BLMK11]. The computational implementation of these estimators relies on either Gibbs sampling [SM08] or Variational Bayes (VB) methods [LT07], and these algorithms are fast enough to deal with such large datasets as Netflix or MovieLens. However, and contrary to penalized minimization methods, there has been little research on the theoretical properties of these Bayesian estimators; in particular on their consistency. In fact, our simulations suggest that the consistency will depend on the tuning of the hyperparameters in the prior.

Our contribution in this paper is twofold:

1. We study various families of prior distributions on the parameters which lead to tractable posterior distributions and thus to feasible algorithms, be them based on Gibbs sampling or VB approaches.
2. We compare these different priors on simulated and real datasets.

The paper is organized as follows. In Section 2 we introduce the notations, review the conjugate priors in the litterature and introduce the gamma and discrete priors. The link between the maximum *a posteriori* (MAP) and the penalized minimization problems of [SRJ05, SS05, CP09, CT09, CR09, Gro11, RT11, Klo11, KLT11] is discussed in Section 3. A simulation study is provided in Section 4 in order to illustrate the strengths and weaknesses of each prior. The estimator that performs the best on the simulated datasets is tested on the MovieLens and Netflix dataset in Section 5. Finally, some proofs are postponed to Section 7.

2 Notations and priors

2.1 Notations

Given a matrix M , $M_{i\cdot}$ will denote the i -th row of M and $M_{\cdot h}$ will denote the h -th column of M . Given a vector $x = (x_1, \dots, x_d)$, $\mathbf{diag}(x)$ will denote the $d \times d$ matrix

$$\mathbf{diag}(x) = \begin{pmatrix} x_1 & \dots & 0 \\ \vdots & \ddots & \vdots \\ 0 & \dots & x_d \end{pmatrix}.$$

Let m_1 , m_2 and n denote respectively the dimensions of the matrix θ and the number of observed entries, and define Θ as the set of $m_1 \times m_2$ matrices with real coefficients $\theta = (\theta_{i,j})_{1 \leq i \leq m_1, 1 \leq j \leq m_2}$. We fix an integer $K \leq m_1 \wedge m_2$ and we assume that the unknown matrix θ^0 to be estimated may be written as

$$\theta^0 = M^0(N^0)^T$$

where M^0 is $m_1 \times K$ and N^0 is $m_2 \times K$ and, for some integer $r \in \{1, \dots, K\}$,

$$M^0 = (M_{\cdot,1}^0 | \dots | M_{\cdot,r}^0 | 0 | \dots | 0) \text{ and } N^0 = (N_{\cdot,1}^0 | \dots | N_{\cdot,r}^0 | 0 | \dots | 0)$$

(thus $M_{\cdot,h}^0$ and $N_{\cdot,h}^0$ are null when $h > r$). Note that when $K = m_1 \wedge m_2$, any matrix can be decomposed in such a way, with $r = \text{rank}(\theta^0)$. Here r is unknown together with M^0 , N^0 and θ^0 .

The observations are supposed to be distributed according to the following model: first, n pairs (i_k, j_k) , $1 \leq k \leq n$, are drawn uniformly in $\{1, \dots, m_1\} \times \{1, \dots, m_2\}$, and observed with noise:

$$Y_k = \theta_{i_k, j_k}^0 + \varepsilon_k \tag{1}$$

for any $k \in \{1, \dots, n\}$, where the ε_k are centered independent random variables drawn from a common distribution, for which the only assumption is that it is sub-Gaussian with a known parameter σ^2 . By this, we mean that $\log \mathbb{E} \exp(t\varepsilon_k) \leq t^2\sigma^2/2$. We denote by \mathbb{P} the distribution induced by (1). We summarize the observation as $Y = (i_k, j_k, Y_k)_{k \in \{1, \dots, n\}}$.

Note that the sub-Gaussian assumption is rather general: it encompasses the classical Gaussian noise $\varepsilon_k \sim \mathcal{N}(0, s^2)$ with $s \leq \sigma$ as well as bounded noise. For a dataset like Netflix, bounded noise makes more sense as we know that the observed ratings are between 1 and 5.

We end this subsection with two remarks. First, it must be kept in mind that in most applications, it does not make sense to assume that $n \rightarrow \infty$ with m_1 and m_2 fixed - for n large enough, we observe all the entries in the matrix, so this is no longer a matrix completion problem. In the Netflix prize, $m_1 = 480,189$ users, $m_2 = 17,770$ movies and $n = 100,480,507$ ratings over $m_1 m_2 = 8,532,958,530$ entries in the matrix, which means that less than 1.2% of the entries of the matrix are observed. So, it might be more sensible to assume that $m_1, m_2 \rightarrow \infty$ with n (and even r). All theoretical results on non Bayesian methods take this into account.

To define a Bayesian procedure we must specify a likelihood, i.e. the distribution of the noise ε_k . In practice, this distribution is often unknown. Following the PAC-Bayesian approach, we use a Gaussian likelihood as a proxy for the true

likelihood. Thus, for a given prior $\pi(d\theta)$, we consider the following posterior distribution:

$$\rho_\lambda(d\theta) \propto \exp \left[-\frac{\lambda}{n} \sum_{k=1}^n (Y_k - \theta_{i_k, j_k})^2 \right] \pi(d\theta). \quad (2)$$

Taking $\lambda = n/2s^2$ leads to the usual posterior when the noise is $\mathcal{N}(0, s^2)$. However, according to the PAC-Bayesian theory [Cat03, Cat04, Cat07, Alq08, Suz12, GA13, AB13], and more generally to works on aggregation with exponential weights [DT12, DS12, RT12], one might want to consider a smaller λ , which usually allow to prove the consistency of the method for any sub-Gaussian noises [Cat03].

Our estimator of θ will be the posterior mean:

$$\hat{\theta}_\lambda = \int_{\Theta} \theta \rho_\lambda(d\theta).$$

2.2 Priors

All the aforementioned papers on Bayesian matrix completion assign conditional Gaussian priors to $M \in \mathbb{R}^{m_1 \times K}$ and $N \in \mathbb{R}^{m_2 \times K}$, with

$$\theta = MN^T = \sum_{h=1}^K M_{\cdot, h} N_{\cdot, h}^T.$$

More precisely, given some vector $\gamma = (\gamma_1, \dots, \gamma_K)$ with positive entries the columns $M_{\cdot, h} \sim \mathcal{N}(0, \gamma_h I_{m_1})$ and $N_{\cdot, h} \sim \mathcal{N}(0, \gamma_h I_{m_2})$ independently, where I_m denotes the $m \times m$ identity matrix.

Note that we usually expect that $\text{rank}(\theta) = K$. However, if the probability distribution on M and N ensures that most of the $M_{\cdot, h}$ and $N_{\cdot, h}$ are close to 0, then θ will be close to a lower rank matrix.

On the other hand, Bayesian matrix completion methods usually differ in the choice of the prior distribution on γ and on r .

1. As summarized in the survey paper [Gew96], in econometrics, for the estimation of simultaneous equation models, and then later for the reduced rank regression model, it is reasonable to assume that the rank $r = \text{rank}(\theta^0)$ is known. In this case, it makes sense to fix $K = r$ and to consider a constant γ , e.g. $\gamma = (1, \dots, 1)$. We denote by δ_1 this prior (the Dirac mass at 1).
2. For large scale matrix completion problems, it does not make sense to assume that the rank r is known. In this case, a reasonable approach is to set K to a “large” value, so that $K \geq r$, and to consider $\gamma = (\gamma_1, \dots, \gamma_K)$ itself as random. Using a prior that would enforce many of the γ_h to be close to 0 would lead the prior to give more weight on (approximately) low-rank matrices. This is the approach followed in [LT07, SM08, LU09, YLZG09, PC10, ZWC⁺10, BLMK11]. Up to minor variants, all these authors propose to consider the γ_h as iid inverse gamma with parameters a and b , denoted by $\Gamma^{-1}(a, b)$ as it leads to conjugate marginal distributions for γ_h . (Among the possible variants, some authors consider $M_{\cdot, h} \sim \mathcal{N}(0, \gamma_h I_{m_1})$ and $N_{\cdot, h} \sim \mathcal{N}(0, \gamma'_h I_{m_2})$ for different

vectors γ_h and γ'_h but this does not seem to give a better estimation of the unknown rank of the matrix; simulations tend to confirm this intuition). In order to ensure that $K \geq r$ holds, it seems natural to take K as large as possible, $K = m_1 \wedge m_2$, but this may be computationally prohibitive if K is large. Note that it is proven in [Alq13] that this prior leads to consistency in a different but related model (reduced rank regression). We expect it to lead to consistency in the matrix completion problem as well.

3. Based on a similar idea in the case of the Bayesian LASSO [PC08], one may assign instead to the γ_h 's independent gamma priors $\Gamma((m_1 + m_2 + 1)/2, \beta^2/2)$ for some $\beta > 0$. This leads to simple close-form expressions for the conditional distribution of $\gamma|M, N$ as discussed in the following Section.
4. Finally, the following prior with finite support has not yet been considered in the literature on matrix completion

$$\gamma_h \sim (1 - p)\delta_\varepsilon + p\delta_C,$$

where ε is a small positive constant, $p \in (0, 1)$ and $C \gg \varepsilon$. This prior is similar in spirit to the spike and slab prior for variable selection [MB88, GM93].

2.3 Conjugacy, Gibbs sampling

The four types of prior distributions discussed in the previous section lead to the same conditional posterior distributions for the rows $M_{i,\cdot}$ and $N_{j,\cdot}$ (conditional on $\gamma = (\gamma_1, \dots, \gamma_K)$ and on the data), which we now describe.

For $1 \leq i \leq m_1$, let $\mathcal{V}_{i,N,\gamma}$ be the $K \times K$ matrix given by

$$\mathcal{V}_{i,N,\gamma}^{-1} = \mathbf{diag}(\gamma)^{-1} + \frac{2\lambda}{n} \sum_{k:i_k=i} N_{j_k,\cdot} N_{j_k,\cdot}^T,$$

and $\mathbf{m}_{i,N,\gamma}$ the $1 \times K$ vector given by

$$\mathbf{m}_{i,N,\gamma}^T = \frac{2\lambda}{n} \mathcal{V}_{i,N,\gamma} \sum_{k:i_k=i} Y_{i_k,j_k} N_{j_k,\cdot}^T.$$

Then, given N , γ and Y , the rows of M are independent and

$$M_{i,\cdot}^T | N, \gamma, Y \sim \mathcal{N}(\mathbf{m}_{i,N,\gamma}^T, \mathcal{V}_{i,N,\gamma}). \quad (3)$$

Similarly, for $1 \leq j \leq m_2$, let $\mathcal{W}_{j,M,\gamma}$ be the $K \times K$ matrix given by

$$\mathcal{W}_{j,M,\gamma}^{-1} = \mathbf{diag}(\gamma)^{-1} + \frac{2\lambda}{n} \sum_{k:j_k=j} M_{i_k,\cdot} M_{i_k,\cdot}^T,$$

and $\mathbf{n}_{j,M,\gamma}$ the $1 \times K$ vector given by

$$\mathbf{n}_{j,M,\gamma}^T = \frac{2\lambda}{n} \mathcal{W}_{j,M,\gamma} \sum_{k:j_k=j} Y_{i_k,j_k} M_{i_k,\cdot}^T.$$

Table 1: Conditional posterior distribution of γ given M and N for different priors.

Prior on γ_h	Conditional posterior
δ_1	δ_1
$\Gamma^{-1}(a, b)$	$\Gamma^{-1}(\hat{a}_h, \hat{b}_h)$
$\Gamma((m_1 + m_2 + 1)/2, \beta^2/2)$	$\mathcal{IG}(\hat{\mu}_h, \hat{\lambda}_h)$
$(1 - p)\delta_\varepsilon + p\delta_C$	$(1 - \hat{p}_h)\delta_\varepsilon + \hat{p}_h\delta_C$

Then, given M , γ and Y , the rows of N are independent and

$$N_{j,\cdot}^T | M, \gamma, Y \sim \mathcal{N}(\mathbf{n}_{j,M,\gamma}^T, \mathcal{W}_{j,M,\gamma}). \quad (4)$$

On the other hand, the priors discussed in the previous section generate different conditional posterior distributions for γ given M , N and the data, which are summarized in Table 1 where $\mathcal{IG}(\mu, \lambda)$ denotes the inverse Gaussian distribution with parameters (μ, λ) and

$$\begin{aligned} \hat{a}_h &= a + \frac{m_1 + m_2}{2}, & \hat{b}_h &= b + \frac{\|M_{\cdot,h}\|^2 + \|N_{\cdot,h}\|^2}{2}, \\ \hat{\mu}_h &= \frac{\beta}{\sqrt{\|M_{\cdot,h}\|^2 + \|N_{\cdot,h}\|^2}}, & \hat{\lambda}_h &= \beta^2, \end{aligned}$$

and finally,

$$\hat{p}_h = \frac{\pi_h}{\pi_h + \pi'_h}$$

with

$$\begin{aligned} \pi_h &= \frac{p}{C^{(m_1+m_2)/2}} \exp\left(-\frac{\|M_{\cdot,h}\|^2 + \|N_{\cdot,h}\|^2}{2C}\right) \\ \pi'_h &= \frac{1-p}{\varepsilon^{(m_1+m_2)/2}} \exp\left(-\frac{\|M_{\cdot,h}\|^2 + \|N_{\cdot,h}\|^2}{2\varepsilon}\right). \end{aligned}$$

We skip the calculations that lead to these expressions, as they are a bit tedious and follow from first principles. The surprising result in this array is the simple expression obtained for the less common gamma prior (third row). We shall see in our simulations that this gamma prior actually leads to better performance than the more standard inverse gamma prior that has been used in most papers on Bayesian matrix completion.

Of course, the main motivation for deriving these conditional posterior distributions is to be able to implement Gibbs sampling to simulate from the joint posterior of M , N , and γ (and therefore θ). The corresponding Gibbs sampler may be summarised as:

1. Simulate each row $M_{i,\cdot}$ from (3).
2. Simulate each row $N_{j,\cdot}$ from (4).
3. Simulate γ from the appropriate distribution from Table 1.

Given the typical size of matrix completion problems, it is essential to be able to implement a Gibbs sampler that updates jointly large blocks of random variables, as any other type of MCMC sampler (such as Metropolis-Hastings) would be likely to show very poor performance on such high-dimensional problems.

2.4 Variational Bayes

Using (conditionally) conjugate priors makes it also possible to quickly obtain a VB (Variational Bayes) approximation of the posterior, which is convenient when Gibbs sampling is too expensive, either because of bad mixing, or a high cost per iteration (large datasets), or both.

VB amounts to compute iteratively the optimal approximation of $\rho_\lambda(M, N, \gamma)$ among a certain class of distributions; in our case, the class of factorized distributions $q(M, N, \gamma) = q(M)q(N)q(\gamma)$. The optimality criterion is the Kullback-Leibler divergence between $q(M, N, \gamma)$ and $\rho_\lambda(M, N, \gamma)$, $\mathcal{K}(q, \rho_\lambda)$. The algorithm works iteratively, by updating each factor $q(M)$, $q(N)$, and $q(\gamma)$, in turn.

Here again, we skip the tedious but elementary calculations. Note that, in the simulation section, we use this algorithm only with the inverse-gamma prior, so we only describe this version of the algorithm. First, it appears that the optimal factors $q(M)$, $q(N)$, and $q(\gamma)$ necessarily factorise as:

$$q(M) = \prod_{i=1}^{m_1} q(M_{i,\cdot}), \quad q(N) = \prod_{j=1}^{m_2} q(N_{j,\cdot}), \quad q(\gamma) = \prod_{k=1}^K q(\gamma_k)$$

where $q(M_{i,\cdot})$ is $\mathcal{N}(\mathbf{m}_{i,\cdot}^T, \mathcal{V}_i)$, $q(N_{j,\cdot})$ is $\mathcal{N}(\mathbf{n}_{j,\cdot}^T, \mathcal{W}_j)$ and $q(\gamma_k)$ is $\mathcal{IG}(a + (m_1 + m_2)/2, b_k)$ for some $m_1 \times K$ matrix \mathbf{m} whose rows are denoted by $\mathbf{m}_{i,\cdot}$ and some $m_2 \times K$ matrix \mathbf{n} whose rows are denoted by $\mathbf{n}_{j,\cdot}$ and some vector $b = (b_1, \dots, b_K)$. The parameters are updated iteratively through the formulas

1. moments of M :

$$\mathbf{m}_{i,\cdot}^T := \frac{2\lambda}{n} \mathcal{V}_i \sum_{k:i_k=i} Y_{i_k,j_k} \mathbf{n}_{j_k}^T$$

$$\mathcal{V}_i^{-1} := \frac{2\lambda}{n} \sum_{k:i_k=i} [\mathcal{W}_{j_k} + \mathbf{n}_{j_k,\cdot} \mathbf{n}_{j_k,\cdot}^T] + \left(a + \frac{m_1 + m_2}{2} \right) \mathbf{diag}(b)^{-1}$$

2. moments of N :

$$\mathbf{n}_{j,\cdot}^T := \frac{2\lambda}{n} \mathcal{W}_j \sum_{k:j_k=j} Y_{i_k,j_k} \mathbf{m}_{i_k,\cdot}^T$$

$$\mathcal{W}_j^{-1} := \frac{2\lambda}{n} \sum_{k:j_k=j} [\mathcal{V}_{i_k} + \mathbf{m}_{i_k,\cdot} \mathbf{m}_{i_k,\cdot}^T] + \left(a + \frac{m_1 + m_2}{2} \right) \mathbf{diag}(b)^{-1}$$

3. moments of γ :

$$b_k := \frac{1}{2} \left[\sum_{i=1}^{m_1} (\mathbf{m}_{i,k}^2 + (\mathcal{V}_i)_{k,k}) + \sum_{j=1}^{m_2} (\mathbf{n}_{j,k}^2 + (\mathcal{W}_j)_{k,k}) \right]$$

(where $(\mathcal{V}_i)_{k,k}$ denotes the (k, k) -th entry of the matrix \mathcal{V}_i and $(\mathcal{W}_j)_{k,k}$ denotes the (k, k) -th entry of the matrix \mathcal{W}_j).

3 Link with minimization problems

In this section, we highlight some connections between Bayesian estimation based on a certain prior, as discussed in Section 2, and penalized estimators based on penalty terms that are popular for matrix completion (or other problems). More precisely, we show that, for a given prior, the MAP (maximum a posteriori), that is the mode of the posterior density, may be recovered as a certain penalized estimator. The motivation is to provide additional insight into the choice of the prior distribution. In particular, we shall see that the gamma prior corresponds to a certain penalty function, which is popular and easy to interpret, but that may not be easy to implement directly.

3.1 Prior δ_1

When the prior is δ_1 , the MAP is

$$\begin{aligned} & \arg \min_{\theta=MN^T} \left\{ \frac{\lambda}{n} \sum_{k=1}^n (Y_k - \theta_{i_k, j_k})^2 + \frac{\|M\|_F^2 + \|N\|_F^2}{2} \right\} \\ & = \arg \min_{\theta=MN^T} \left\{ \frac{\lambda}{n} \sum_{h=1}^n (Y_h - \theta_{i_h, j_h})^2 + \sum_{\ell=1}^K \frac{\|M_{\cdot, \ell}\|^2 + \|N_{\cdot, \ell}\|^2}{2} \right\}. \end{aligned}$$

The penalization is very similar to the ridge penalty used for regression problems. It is a classical result that (when $K = m_1 \wedge m_2$),

$$\|\theta\|_* = \inf_{M, N: \theta=MN^T} \frac{\|M\|_F^2 + \|N\|_F^2}{2}$$

where $\|\theta\|_*$ is the nuclear norm of θ (see *eg* Equation 2 page 203 in [RR13] or Lemma 1 in [SRJ05]). So, this MAP can be rewritten as

$$\arg \min_{\theta} \left\{ \frac{\lambda}{n} \sum_{h=1}^n (Y_h - \theta_{i_h, j_h})^2 + \|\theta\|_* \right\}$$

and linked with the penalization problems studied in [RR13, RT11, Klo11, KLT11].

3.2 Inverse-gamma prior

When we use the prior $\Gamma^{-1}(a, b)$, the MAP is

$$\begin{aligned} & \arg \min_{\theta=MN^T, \gamma} \left\{ \frac{\lambda}{n} \sum_{k=1}^n (Y_k - \theta_{i_k, j_k})^2 \right. \\ & \quad \left. + \frac{1}{2} \sum_{\ell=1}^K \left[\frac{\|M_{\cdot, \ell}\|^2 + \|N_{\cdot, \ell}\|^2 + b}{\gamma_{\ell}} + (a+1) \log(\gamma_{\ell}) \right] \right\}. \end{aligned}$$

When the γ_h are fixed, we can interpret this as a weighted ridge regression. For small γ_h , $M_{\cdot, \ell}$ and $N_{\cdot, \ell}$ are close to zero. So, the essential rank of θ is the number of γ_h that are not too small. On the other hand, the penalization $(a+1) \log(\gamma_h)$ will cause many γ_h to be small.

3.3 Gamma prior

When we use a prior $\Gamma(a, b)$, the MAP is

$$\arg \min_{\theta=MN^T, \gamma} \left\{ \frac{\lambda}{n} \sum_{k=1}^n (Y_k - \theta_{i_k, j_k})^2 + \frac{1}{2} \sum_{\ell=1}^K \left[\frac{\|M_{\cdot, \ell}\|^2 + \|N_{\cdot, \ell}\|^2}{\gamma_{\ell}} - (a-1) \log(\gamma_{\ell}) + b\gamma_{\ell} \right] \right\}.$$

The interpretation is similar to the one in the inverse gamma case. Note that, we used this prior with parameters $(a, b) = (m_1 + m_2 + 1)/2, \beta^2/2$. In this case, there is an interesting phenomenon. If we do not consider the MAP with respect to M, N and γ , but instead integrate with respect to γ and only consider the MAP with respect to M and N , the estimator is actually similar to Yuan and Lin's group-LASSO estimator [YL06].

Proposition 3.1 *The MAP of the marginal posterior distribution of θ under the Gamma prior is given by*

$$\arg \min_{\theta=MN^T} \left\{ \frac{\lambda}{n} \sum_{k=1}^n (Y_k - \theta_{i_k, j_k})^2 + \beta \sum_{\ell=1}^K \sqrt{\|M_{\cdot, \ell}\|^2 + \|N_{\cdot, \ell}\|^2} \right\}.$$

The proof is given in Section 7. Note that, contrary to the group-LASSO, this optimization problem has no reason to be convex, and might not lead to feasible algorithms for large scale problems.

On the other hand, it gives a nice extra motivation for the gamma prior: this prior tends to set some columns of M and N to 0 in the same way than the group LASSO set some group of coefficients to 0 simultaneously.

4 Simulations

We first compare all the Bayesian estimators corresponding to the different priors on a toy example. Following [CP09], we generate a square matrix θ^0 (ie $m_1 = m_2 = m$) with rank $r = 2$ in the following way: $\theta^0 = M^0(N^0)^T$ where the entries of the $m \times 2$ matrices M^0 and N^0 are iid $\mathcal{N}(0, 20/\sqrt{m})$.

We observe 20% of the entries matrix, $n = 0.2m^2$, corrupted by a $\mathcal{N}(0, 1)$ noise. The performance of each estimator $\hat{\theta}$ is measured through its RMSE

$$\text{RMSE} = \sqrt{\frac{1}{m_1 m_2} \|\hat{\theta} - \theta^0\|_F^2} = \frac{1}{m} \|\hat{\theta} - \theta^0\|_F.$$

In a first set of experiments, we fix $K = 5$ and study the convergence of the estimators when m grows, $m \in \{100, 200, 500, 1000\}$. In a second set of experiments, we fix $m = 500$ and study the effect of K on the performance of the different estimators, $K \in \{2, 5, 10, 20\}$.

Note that in this simulation study, we always use Gibbs sampling to simulate from the posterior. The convergence of the chain seems very quick, as illustrated by Figure 1, which is taken from one of the simulations for $m = 200, K = 5$ with the Bernoulli prior with $(C, p, \varepsilon) = (1, 0.05, 0.05)$. The autocorrelations for each

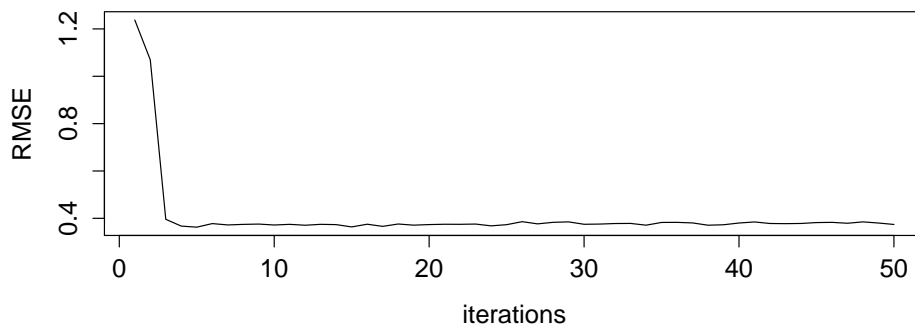


Figure 1: RMSE by iterations, s for $m = 200$, $K = 5$ with the Bernoulli prior with $(C, p, \varepsilon) = (1, 0.05, 0.05)$.

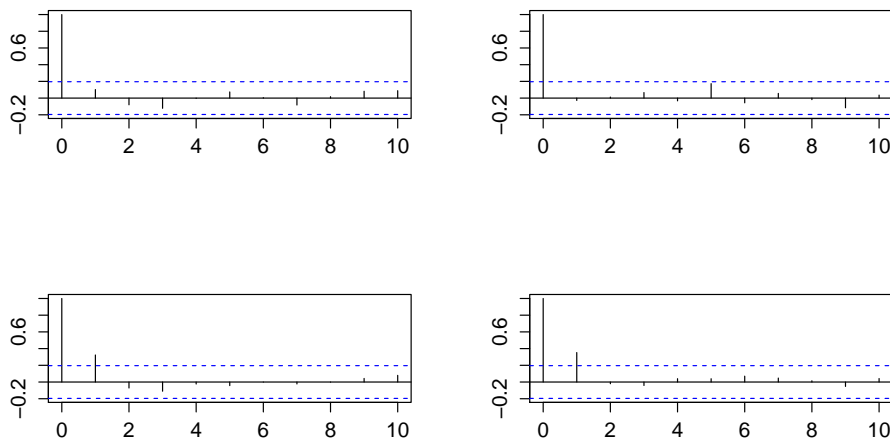


Figure 2: ACF for some entries of θ , s for $m = 200$, $K = 5$ with the Bernoulli prior with $(C, p, \varepsilon) = (1, 0.05, 0.05)$.

Table 2: Experiments with fixed K : RMSE for different priors and different values of m .

prior distribution	m			
	100	200	500	1000
Fixed	.75	.47	.27	.18
Gamma	.60	.37	.23	.16
Inverse Gamma	.59	.39	.25	.18
Discrete	.60	.36	.22	.16

Table 3: Experiments with fixed K : choice of hyperparameters for the different considered priors.

prior distribution	m			
	100	200	500	1000
Fixed	$\gamma = 0.2$	$\gamma = 1$	$\gamma = 7$	$\gamma = 10$
Gamma	$\beta^2 = 500$	$\beta^2 = 2000$	$\beta^2 = 10000$	$\beta^2 = 40000$
Inverse Gamma ($a = 1$)	$b = 0.015$	$b = 0.012$	$b = 0.005$	$b = 1, 0.007$
Discrete ($(C, p) = (1, 0.05)$)	$\varepsilon = 0.11$	$\varepsilon = 0.08$	$\varepsilon = 0.05$	$\varepsilon = 0.03$

entry of the matrix θ are not large and vanishes after 2 or 3 lags, as shown by Figure 2. In any case, we let the Gibbs sampler run 1000 iterations and remove the first 100 iterations as a burn-in period. The thinning parameter is set to 10.

4.1 Convergence when m grows

The results of the experiments with K fixed are reported in Table 2. For each prior, we tried many hyperparameters and only report the best results. The corresponding hyperparameters are reported in Table 3. First, it appears that the results from the four different priors are very close. Note that the choice $a = 1$ and $b \ll 1$ in the inverse Gamma distribution was done according to the theoretical results in [Alq13] in reduced rank regression. The non-adaptive prior always performs worse than the adaptive priors though, as expected in this case where $r = 2 < K = 5$.

The results improve when m grows, in line with a possible consistency of the estimator when n , m_1 and m_2 grow.

4.2 $m = 500$

We focus on the case $m = 500$ to explore the behaviour of the results when the size of the parameters varies. The rationale beyond this is that, in real-life applications, we don't know the rank r of θ^0 , so we usually set K "too large" and hope for adaptation as explained in Section 2. The results are reported in Table 4. The corresponding hyperparameters are reported in Table 5. As expected, the non-adaptive δ_1 prior does not lead to stable results and get worse when K is too large. The lowest RMSE is achieved when the size is equal to the

Table 4: Experiments with fixed m : RMSE for different priors and different choices for K .

	prior distribution			
	Fixed	Gamma	Inv. Gamma	Discrete
$K = 2$.22	.22	.22	.22
$K = 5$.27	.23	.25	.22
$K = 10$.31	.23	.26	.22
$K = 20$.37	.22	.27	.22

Table 5: Experiments with fixed m : choice of hyperparameters for the different considered priors.

	prior distribution			
	Fixed	Gamma	Inv. Gamma, $a = 1$	Discrete, $(C, p) = (1, 0.05)$
$K = 2$	$\gamma = 1$	$\beta^2 = 5000$	$b = 0.001$	$\varepsilon = 0.05$
$K = 5$	$\gamma = 7$	$\beta^2 = 10000$	$b = 0.005$	$\varepsilon = 0.05$
$K = 10$	$\gamma = 6$	$\beta^2 = 12500$	$b = 0.006$	$\varepsilon = 0.03$
$K = 20$	$\gamma = 6$	$\beta^2 = 13000$	$b = 0.003$	$\varepsilon = 0.02$

true rank. The three “adaptive” estimators perform better. However, it is to be noted that the best performance is reached by the gamma and the discrete distributions, while the inverse gamma is the most popular in the literature. As expected, these priors adapt automatically to the true rank of the matrix θ^0 , $r = 2$, and taking a large K do not deteriorate the performances of the estimators.

Note that the (rather) poor performance of the inverse gamma distribution seems to be caused by a slower convergence of the MCMC algorithm in this context, and/or by the heavy-tails of the inverse gamma distribution.

5 Test on MovieLens

We now test the Bayesian estimators with the discrete prior and with the inverse gamma prior on the MovieLens dataset, available online:

<http://grouplens.org/datasets/movielens/>

There are actually three different datasets with respectively about 100K, 1M and 10M ratings. Note that this is a challenging situation, because the size of the matrix θ^0 makes the Gibbs iteration very slow, preventing from doing 1000 iterations, at least in the 1M and 10M cases. In this case, it is tempting to use the Variational Bayes algorithm (VB) [Bis06] instead of the Gibbs sampler. VB has been used on the Netflix challenge in [LT07] with a similar model.

The dataset is split into two parts, the training set (80 %) and the test set (20 %). The model is fitted on the training set and we measure the RMSE on the other part.

First, we compared VB and Gibbs on the 100K dataset in Figure 5. It

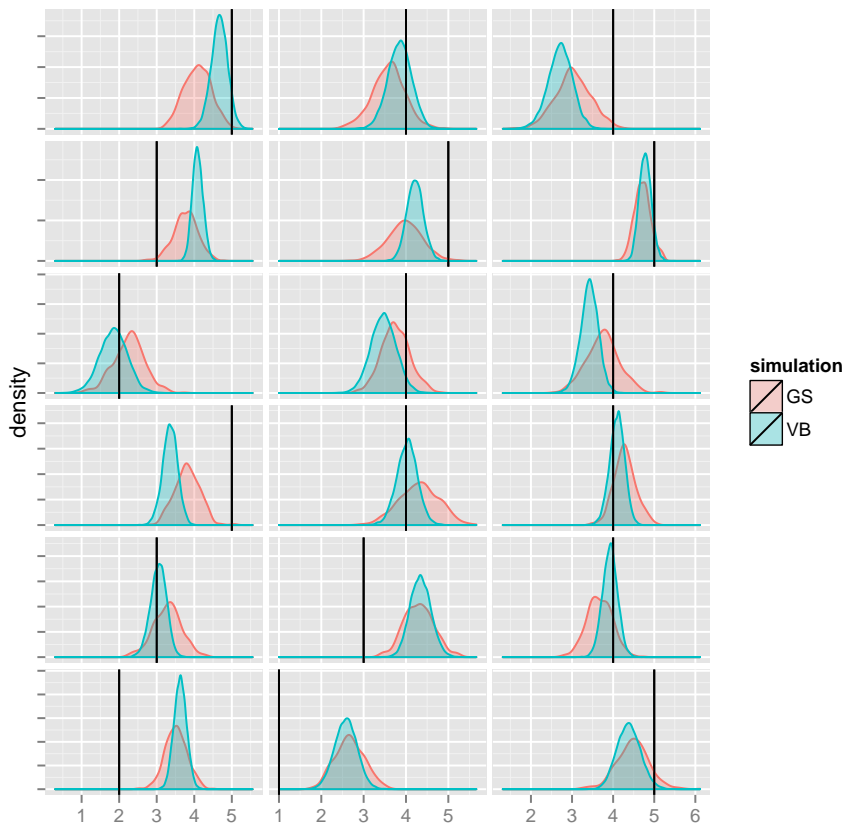


Figure 3: Posterior distribution approximated by Variational Bayes (VB) and the Gibbs sampler (GS) on a few randomly selected entries of the matrix. The prior is the inverse gamma prior.

Table 6: Tests on the various MovieLens datasets.

Dataset	Algorithm	prior	hyperparameters	RMSE
100K	GS	Discrete	$(C, p, \varepsilon) = (1, 0.05, 0.07)$.92
100K	GS	Inverse Gamma	$(a, b) = (1, 0.1)$.92
100K	VB	Inverse Gamma	$(a, b) = (1, 0.1)$.92
1M	VB	Inverse Gamma	$(a, b) = (1, 0.1)$.84
10M	VB	Inverse Gamma	$(a, b) = (1, 0.1)$.79

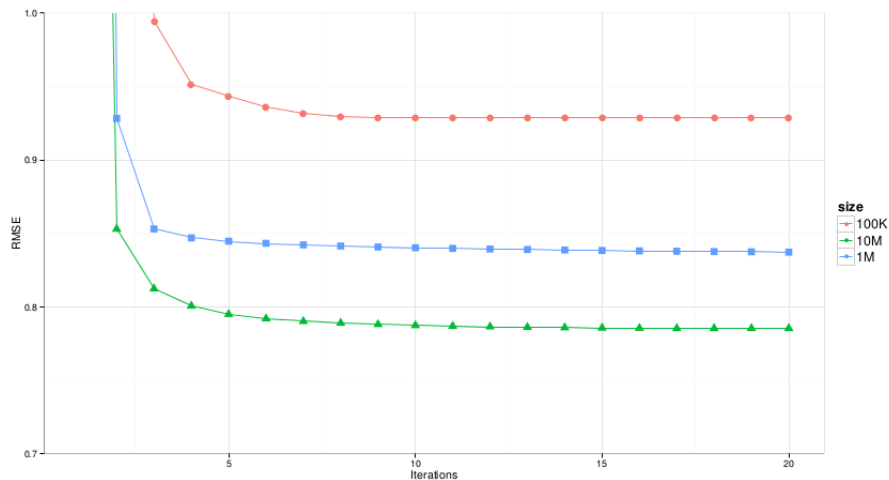


Figure 4: Convergence of the VB algorithm on the three MovieLens dataset.

appears that the distribution of the matrix is quite different at least for a few entries, but in the end, the performance of the approximation in terms of RMSE are comparable, as shown by Table 6. Also, in this case, the estimator based on the inverse gamma prior performs as well as the one based on the discrete prior. So, we only used the inverse gamma prior with the VB algorithm for the more time-consuming tests on the 1M and 10M dataset. As shown by figure 4, even in the 10M dataset, the VB algorithm converges in less than 20 iterations.

6 Conclusion

We reviewed the popular priors in Bayesian matrix completion (non-adaptive and inverse gamma priors) and proposed two new priors (gamma and discrete priors). We demonstrated the efficiency of all these estimators on simulated and real-life datasets. Future work should include the study of the optimality of these estimators. Extension to tensors in the spirit of [GRY11, TS13], would also be of interest.

7 Proofs

Proof of Proposition 3.1: This idea of the proof comes from a similar argument for the Bayesian LASSO in [PC08], namely, to use the formula

$$\int_0^\infty \frac{1}{\sqrt{2\pi s}} \exp\left(\frac{z^2}{2s}\right) \frac{a^2}{2} \exp\left(-\frac{a^2 s}{2}\right) ds = \frac{a}{2} \exp(-a|z|) \quad (5)$$

for any a and z . We have:

$$\begin{aligned} \rho_\lambda(M, N) &= \int \rho_\lambda(M, N, d\gamma) \\ &= \int \exp\left[-\frac{\lambda}{n} \sum_{k=1}^n (Y_k - (MN^T)_{i_k, j_k})^2\right] \pi(M, N, d\gamma) \\ &= \exp\left[-\frac{\lambda}{n} \sum_{k=1}^n (Y_k - (MN^T)_{i_k, j_k})^2\right] \int \pi(M, N, d\gamma) \end{aligned}$$

and then,

$$\begin{aligned} \int \pi(M, N, d\gamma) &\propto \prod_{\ell=1}^K \int_0^\infty \gamma_\ell^{-\frac{m_1+m_2}{2}} \exp\left[-\frac{1}{2\gamma_k} (\|M_{\cdot, k}\|^2 + \|N_{\cdot, k}\|^2)\right] \\ &\quad \gamma_\ell^{\frac{m_1+m_2+1}{2}} \exp\left(-\frac{\beta^2}{2}\gamma_\ell\right) d\gamma_\ell \\ &\propto \prod_{\ell=1}^K \int_0^\infty \gamma_\ell^{\frac{1}{2}} \exp\left[-\frac{1}{2\gamma_k} (\|M_{\cdot, k}\|^2 + \|N_{\cdot, k}\|^2) - \frac{\beta^2}{2}\gamma_\ell\right] d\gamma_\ell \\ &\propto \exp\left[-\beta \sum_{\ell=1}^K \sqrt{\|M_{\cdot, k}\|^2 + \|N_{\cdot, k}\|^2}\right] \end{aligned}$$

using (5). This ends the proof. \square

Acknowledgements

We would like to thank Prof. Taiji Suzuki for insightful comments.

References

- [AB13] P. Alquier and G. Biau. Sparse single-index model. *Journal of Machine Learning Research*, 14:243–280, 2013.
- [Alq08] P. Alquier. PAC-Bayesian bounds for randomized empirical risk minimizers. *Mathematical Methods of Statistics*, 17(4):279–304, 2008.
- [Alq13] P. Alquier. Bayesian estimation of low-rank matrices: short survey and theoretical study. In S. Jain, R. Munos, F. Stephan, and T. Zeugmann, editors, *Proceedings of the 24th Conference on Algorithmic Learning Theory (ALT)*. Springer LNAI, 2013.

- [Bis06] C. M. Bishop. *Pattern Recognition and Machine Learning (Information Science and Statistics)*. Springer-Verlag New York, Inc., Secaucus, NJ, USA, 2006.
- [BL07] J. Bennett and S. Lanning. The netflix prize. In *Proceedings of KDD Cup and Workshop 07*, 2007.
- [BLMK11] S. D. Babacan, M. Luessi, R. Molina, and A. K. Katsaggelos. Low-rank matrix completion by variational sparse bayesian learning. In *IEEE International Conference on Audio, Speech and Signal Processing*, pages 2188–2191. Prague (Czech Republic), 2011.
- [Cat03] O. Catoni. A PAC-Bayesian approach to adaptative classification. Preprint Laboratoire de Probabilités et Modèles Aléatoires, 2003.
- [Cat04] O. Catoni. *Statistical Learning Theory and Stochastic Optimization*. Springer Lecture Notes in Mathematics, 2004.
- [Cat07] O. Catoni. *PAC-Bayesian Supervised Classification (The Thermodynamics of Statistical Learning)*, volume 56 of *Lecture Notes-Monograph Series*. IMS, 2007.
- [CP09] E. Candès and Y. Plan. Matrix completion with noise. *Proceedings of the IEEE*, 98(6):625–636, 2009.
- [CR09] E. Candès and B. Recht. Exact matrix completion via convex optimization. *Foundations of Computational Mathematics*, 9(6):717–772, 2009.
- [CT09] E. Candès and T. Tao. The power of convex relaxation: Near-optimal matrix completion. *IEEE Transactions on Information Theory*, 56(5):2053–2080, 2009.
- [DS12] A. Dalalyan and J. Salmon. Sharp oracle inequalities for aggregation of affine estimators. *The Annals of Statistics*, 40(4):2327–2355, 2012.
- [DT12] A. Dalalyan and A. B. Tsybakov. Sparse regression learning by aggregation and langevin. *J. Comput. System Sci.*, 78(5):1423–1443, 2012.
- [GA13] B. Guedj and P. Alquier. Pac-bayesian estimation and prevision in sparse additive models. *Electronic Journal of Statistics*, 7:264–291, 2013.
- [Gew96] J. Geweke. Bayesian reduced rank regression in econometrics. *Journal of Econometrics*, 75:121–146, 1996.
- [GM93] E.I. George and R.E. McCulloch. Variable selection via Gibbs sampling. *Journal of the American Statistical Association*, 88(423):pp. 881–889, 1993.
- [Gro11] D. Gross. Recovering low-rank matrices from few coefficients in any basis. *IEEE Transactions on Information Theory*, 57:1548–1566, 2011.

- [GRY11] S. Gandy, B. Recht, and I. Yamada. Tensor completion and low-rank tensor recovery via convex optimization. *Inverse problems*, 17:025010, 2011.
- [HKBR99] J. Herlocker, J. Konstan, A. Borchers, and J. Riedl. An algorithmic framework for performing collaborative filtering. *Proceedings of the 1999 Conference on Research and Development in Information Retrieval*, 1999.
- [Klo11] O. Klopp. Rank-penalized estimators for high-dimensionnal matrices. *Electronic Journal of Statistics*, 5:1161–1183, 2011.
- [KLT11] V. Koltchinskii, K. Lounici, and A. B. Tsybakov. Nuclear-norm penalization and optimal rates for noisy low-rank matrix completion. *The Annals of Statistics*, 39(5):2302–2329, 2011.
- [LT07] Y. J. Lim and Y. W. Teh. Variational bayesian approach to movie rating prediction. In *Proceedings of KDD Cup and Workshop 07*, 2007.
- [LU09] N. D. Lawrence and R. Urtasun. Non-linear matrix factorization with Gaussian processes. In *Proceedings of the 26th annual International Conference on Machine Learning (ICML09)*, pages 601–608. ACM, New York, 2009.
- [MB88] T. J Mitchell and J. Beauchamp. Bayesian variable selection in linear regression. *Journal of the American Statistical Association*, 83(404):1023–1032, 1988.
- [PC08] T. Park and G. Casella. The bayesian lasso. *Journal of the American Statistical Association*, 103(482):681–686, 2008.
- [PC10] J. Paisley and L. Carin. A nonparametric bayesian model for kernel matrix completion. In *Proceedings of ICASSP 2010, Dallas, USA*, 2010.
- [RR13] B. Recht and C. Ré. Parallel stochastic gradient algorithms for large-scale matrix completion. *Mathematical Programming Computation*, 5(2):201–226, 2013.
- [RT11] A. Rohde and A. B. Tsybakov. Estimation of high-dimensional low-rank matrices. *The Annals of Statistics*, 39:887–930, 2011.
- [RT12] P. Rigollet and A. Tsybakov. Sparse estimation by exponential weighting. *Statistical Science*, 27(4):558–575, 2012.
- [SM08] R. Salakhutdinov and A. Mnih. Bayesian probabilistic matrix factorization using markov chain monte carlo. In *Proceedings of the 25th annual International Conference on Machine Learning (ICML08)*. ACM, New York, 2008.
- [SRJ05] N. Srebro, J. Rennie, and T. Jaakkola. Maximum margin matrix factorization. In L. Saul, Y. Weiss, and L. Bottou, editors, *Advances in Neural Information Processing Systems (NIPS) 17*. MIT Press, 2005.

- [SS05] N. Srebro and A. Shraibman. Rank, trace-norm and max-norm. In *Proceedings of COLT-2005*. Springer LNCS, 2005.
- [Suz12] T. Suzuki. PAC-Bayesian bound for gaussian process regression and multiple kernel additive model. *JMLR Workshop and Conference Proceedings - COLT2012*, 23:8.1–8.20, 2012.
- [TS13] R. Tomioka and T. Suzuki. Convex tensor decomposition via structured Schatten norm regularization. *NIPS 2013 Proceedings*, 2013.
- [YL06] M. Yuan and Y. Lin. Model selection and estimation in regression with grouped variables. *Journal of the Royal Statistical Society - series B*, 68(1):49–67, 2006.
- [YLZG09] K. Yu, J. Lafferty, S. Zhu, and Y. Gong. Large-scale collaborative prediction using a non-parametric random effects model. In *Proceedings of the 26th annual International Conference on Machine Learning (ICML09)*. ACM, New York, 2009.
- [YTS05] K. Yu, V. Tresp, and A. Schwaighofer. Learning Gaussian processes for multiple tasks. In *Proceedings of the 22th annual International Conference on Machine Learning (ICML05)*, 2005.
- [ZWC⁺10] M. Zhou, C. Wang, M. Chen, J. Paisley, D. Dunson, and L. Carin. Nonparametric bayesian matrix completion. In *IEEE Sensor Array and Multichannel Signal Processing Workshop*, 2010.