

Cosmic backgrounds of relic gravitons and their absolute normalization

Massimo Giovannini ¹

Department of Physics, Theory Division, CERN, 1211 Geneva 23, Switzerland

INFN, Section of Milan-Bicocca, 20126 Milan, Italy

Abstract

Provided the consistency relations are not violated, the recent Bicep2 observations pin down the absolute normalization, the spectral slope and the maximal frequency of the cosmic graviton background produced during inflation. The properly normalized spectra are hereby computed from the lowest frequencies (of the order of the present Hubble rate) up to the highest frequency range in the GHz region. Deviations from the conventional paradigm cannot be excluded and are examined by allowing for different physical possibilities including, in particular, a running of the tensor spectral index, an explicit breaking of the consistency relations and a spike in the high-frequency tail of the spectrum coming either from a post-inflationary phase dominated by a stiff fluid or from the contribution of waterfall fields in a hybrid inflationary context. The direct determinations of the tensor to scalar ratio at low frequencies, if confirmed by the forthcoming observations, will also affect and constrain the high-frequencies uncertainties. The limits on the cosmic graviton backgrounds coming from wide-band interferometers (such as Ligo/Virgo, Lisa and Bbo/Decigo) together with a more accurate scrutiny of the tensor B mode polarization at low frequencies will set direct bounds on the post-inflationary evolution and on other unconventional completions of the standard lore.

¹Electronic address: massimo.giovannini@cern.ch

1 Bicep2 observations and relic gravitons

The Bicep2 experiment [1] observed recently the polarization of the Cosmic Microwave Background (CMB in what follows) and reported the detection of a B mode component that can be well fit within the standard Λ CDM scenario² supplemented by a tensor-to-scalar-ratio $r_T = 0.2_{-0.05}^{+0.07}$. The first detection of a B mode polarization, coming from the lensing of the CMB anisotropies, has been published some time ago by the South Pole Telescope [2]. The lensed Λ CDM paradigm can be further complemented by r_T , i.e. the ratio of the tensor and scalar power spectra at a conventional pivot scale³ k_p :

$$r_T = \frac{\mathcal{A}_T}{\mathcal{A}_R}; \quad (1.1)$$

where \mathcal{A}_T and \mathcal{A}_R denote, respectively, the amplitudes of the tensor and scalar power spectra

$$\mathcal{P}_T(k) = \mathcal{A}_T \left(\frac{k}{k_p} \right)^{n_T}, \quad \mathcal{P}_R(k) = \mathcal{A}_R \left(\frac{k}{k_p} \right)^{n_s-1} \quad (1.2)$$

and n_s and n_T are the corresponding spectral indices. For an explicit determination of r_T , the Bicep2 collaboration confronts the observations of the B mode power spectra with the tensor extension of the lensed Λ CDM paradigm. Such a model is minimal insofar as it involves a single supplementary parameter, i.e. r_T that is related to the tensor spectral index and to the slow roll parameter ϵ by the so called consistency relation:

$$r_T = 16 \epsilon = -8n_T, \quad (1.3)$$

where $\epsilon = -\dot{H}/H^2$ denotes the slow roll parameter measuring the decrease of the Hubble rate during inflation⁴. The consistency relation (1.3) can be violated by the initial conditions of the tensor modes. In the present investigation we shall first examine the case where the consistency relations are enforced but we shall then deviate from this possibility and analyze more general situations that are less conventional but still not ruled out by the Bicep2 observations.

In the light of the lensed Λ CDM scenario supplemented by tensors, the results of Ref. [1] imply that the value $r_T = 0$ is disfavoured at more than 5σ . It is plausible that the actual primordial component of r_T will be slightly smaller than 0.2 even if various tests were performed on the data to eliminate systematic effects and other contaminations from galactic synchrotron and from polarized dust emissions. After subtraction of some purported

²In the Λ CDM scenario the Λ qualifies the dark energy component while the CDM stands for the dark matter component.

³The WMAP collaboration [3, 4] consistently chooses $k_p = 0.002 \text{ Mpc}^{-1}$. The Bicep2 collaboration uses $k_p = 0.05 \text{ Mpc}^{-1}$ [1]. The Planck collaboration [5] assigns the scalar power spectra of curvature perturbations \mathcal{P}_R at $k_p = 0.05 \text{ Mpc}^{-1}$ while the tensor to scalar ratio r_T is assigned at $k_p = 0.002 \text{ Mpc}^{-1}$.

⁴In the present notations $H = \dot{a}/a$ is the Hubble rate and the overdot denotes a derivation with respect to the cosmic time coordinate.

foregrounds the values of r_T may get closer to the Planck limits [5, 6] and imply, presumably, $r_T = 0.16^{+0.06}_{-0.05}$. For the aims of this paper we shall preferentially consider $r_T = 0.2$ as fiducial value but also allow for slightly smaller values. The range of values of r_T will be, in practice, from 0.16 to 0.2; possible ambiguities stemming from the different conventional choices of the pivot scale shall be briefly addressed in section 3.

There are some who suggest that the measured value of r_T are in moderate tension with other satellite data [4, 5]. The Bicep2 observations do not contradict the WMAP 9-yr upper limits on r_T . Conversely the Planck bound [5], obtained from the temperature anisotropies under the assumption of a constant scalar spectral index n_s , stipulates that $r_T < 0.11$. This constraint is not obtained by the Planck collaboration without assuming some of the E-mode polarization observables that are taken from the WMAP 9-yr measurements. The Planck limit can be relaxed to $r_T < 0.26$ if the scalar spectral index is scale dependent. If n_s varies with k the scalar power spectrum can be parametrized as in Eq. (1.2) but with the spectral indices given by

$$n_s = 1 - 6\epsilon + 2\bar{\eta} + \frac{1}{2}\alpha_s \ln(k/k_p), \quad (1.4)$$

$$n_T = -2\epsilon + \frac{1}{2}\alpha_T \ln(k/k_p), \quad (1.5)$$

where $\bar{\eta} = \overline{M}_P^2 V_{,\varphi\varphi}/V$ and $\xi^2 = \overline{M}_P^2 V_{,\varphi\varphi\varphi\varphi}/V^2$ denote the two supplementary slow-roll parameters expressed as derivatives of the inflaton potential. In Eq. (1.5) α_s and α_T denote, respectively, the scalar and the tensor running:

$$\alpha_s = \frac{1}{2}r_T(n_s - 1) + \frac{3}{32}r_T^2 - 2\xi^2, \quad \alpha_T = \frac{r_T}{8} \left[(n_s - 1) + \frac{r_T}{8} \right]. \quad (1.6)$$

To relax the Planck we must require $\alpha_s \simeq -0.02$ so that the temperature data can be reconciled with the $r_T = 0.2$ value of the Bicep2 data. Unfortunately, Eq. (1.6) would imply that α_s is much lower in inflationary modes and more $\mathcal{O}(10^{-4})$ (for $n_s = 0.96$ and $r = 0.2$) and always with negative sign.

Barring for some possible reduction due to foreground subtraction, in the present paper we shall not dwell about the possibility of reconciling the various upper limits but rather acknowledge that the value $r_T = 0$ is ruled out and that the tensor to scalar ratio is $\mathcal{O}(0.2)$. With these specifications, the Bicep2 observations, if taken at face value, imply an absolute normalization of the relic graviton background for typical frequencies comparable with the pivot frequency ν_p , i.e.

$$\nu_p = 3.092 \left(\frac{k_p}{0.002 \text{ Mpc}^{-1}} \right) 10^{-18} \text{ Hz}. \quad (1.7)$$

Recalling the comoving angular diameter distance to last scattering $d_A(z_*) = (14029 \pm 119) \text{ Mpc}$ and to equality $d_A(z_{eq}) = (14194 \pm 117) \text{ Mpc}$ [4] we have, within an order of magnitude, that $\nu_p \simeq 1/d_A(z_*) \simeq 1/d_A(z_{eq}) \simeq H_0$ where $H_0 = 2.26 \times 10^{-18} (h_0/0.7) \text{ Hz}$ denotes the Hubble rate.

The knowledge of the normalization of the cosmic graviton background and of its slope can be hardly underestimated. In the concordance paradigm the results of Ref. [1] not only provide a robust low-frequency normalization but also determine the high frequency tail of the spectrum. In spite of its success, the minimal Λ CDM with tensors may not be the end of the story. It is then wise to bear in mind the possibility that there is some running of the tensor spectral index (i.e. $\alpha_T \neq 0$ in Eq. (1.6)) or that the consistency relations may not be satisfied because r_T and n_T are independently assigned. In both situations the high-frequency regime (between the MHz and the GHz) is affected and it may become even more uncertain because the precise nature of the post-inflationary evolution is not fully determined in the concordance paradigm [7]. There could be a phase of prolonged reheating; the sound speed of the plasma may be stiffer than radiation as suggested long ago by Zeldovich [8] (see also [7, 9]). A further possibility is that the graviton background has a secondary component such as the one induced by the anisotropic stress created by some spectator or waterfall field (see e.g. [10, 11]). In both cases the spectral energy density is enhanced at high frequencies as argued in the past [12].

It seems therefore timely to discuss with a certain degree of accuracy the cosmic backgrounds of relic gravitons both at low and at higher frequencies in the light of the current developments stemming from the analysis of the CMB polarization. This analysis can be useful for the higher frequency experiments aimed at a direct detection of relic gravitons such as the various wide-band interferometers, i.e. the Lisa project [13], the Bbo/Decigo [14] projects or the Ligo/Virgo experiments [15, 16, 17, 18, 19]. The layout of this paper is the following. In section 2 we will introduce the spectra of cosmic gravitons and the typical frequency scales of the problem. In section 3 the cosmic backgrounds of relic gravitons will be computed in the case of the conventional inflationary models. In section 4 we shall analyze the potential high-frequency uncertainties. The concluding remarks shall be collected in section 5.

2 The spectra and their typical frequency scales

2.1 Preliminaries

Let us start by defining three mutually orthogonal directions: $\hat{k}_i = k_i/|\vec{k}|$, $\hat{m}_i = m_i/|\vec{m}|$ and $\hat{n}_i = n_i/|\vec{n}|$. The two polarizations of the gravitons in a conformally flat background geometry are:

$$e_{ij}^{(\oplus)}(\hat{k}) = (\hat{m}_i\hat{m}_j - \hat{n}_i\hat{n}_j), \quad e_{ij}^{(\otimes)}(\hat{k}) = (\hat{m}_i\hat{n}_j + \hat{n}_i\hat{m}_j), \quad (2.1)$$

where \hat{k} is oriented along the direction of propagation of the wave. It follows from Eq. (2.1) that $e_{ij}^{(\lambda)} e_{ij}^{(\lambda')} = 2\delta_{\lambda\lambda'}$ while the sum over the polarizations gives:

$$\sum_{\lambda} e_{ij}^{(\lambda)}(\hat{k}) e_{mn}^{(\lambda)}(\hat{k}) = \left[p_{mi}(\hat{k})p_{nj}(\hat{k}) + p_{mj}(\hat{k})p_{ni}(\hat{k}) - p_{ij}(\hat{k})p_{mn}(\hat{k}) \right]; \quad (2.2)$$

where $p_{ij}(\hat{k}) = (\delta_{ij} - \hat{k}_i \hat{k}_j)$. Defining the Fourier transform of $h_{ij}(\vec{x}, \tau)$ as

$$h_{ij}(\vec{x}, \tau) = \frac{1}{(2\pi)^{3/2}} \sum_{\lambda} \int d^3k h_{ij}(\vec{k}, \tau) e^{-i\vec{k}\cdot\vec{x}}, \quad h_{ij}(\vec{k}, \tau) = \sum_{\lambda=\otimes, \oplus} e_{ij}^{(\lambda)}(\hat{k}) h_{(\lambda)}(\vec{k}, \tau), \quad (2.3)$$

the tensor power spectrum $\mathcal{P}_T(k, \tau)$ determines the two-point function at equal times:

$$\langle h_{ij}(\vec{k}, \tau) h_{mn}(\vec{p}, \tau) \rangle = \frac{2\pi^2}{k^3} \mathcal{P}_T(k, \tau) \mathcal{S}_{ijmn}(\hat{k}) \delta^{(3)}(\vec{k} + \vec{p}), \quad (2.4)$$

where, recalling Eqs. (2.1) and (2.2),

$$\mathcal{S}_{ijmn}(\hat{k}) = \frac{1}{4} \sum_{\lambda} e_{ij}^{(\lambda)}(\hat{k}) e_{mn}^{(\lambda)}(\hat{k}). \quad (2.5)$$

Equation (2.4) follows the same conventions used when assigning the curvature perturbations

$$\langle \mathcal{R}(\vec{k}, \tau) \mathcal{R}(\vec{p}, \tau) \rangle = \frac{2\pi^2}{k^3} \mathcal{P}_{\mathcal{R}}(k, \tau) \delta^{(3)}(\vec{k} + \vec{p}); \quad (2.6)$$

$\mathcal{R}(\vec{x}, \tau)$ denotes the curvature perturbations on comoving orthogonal hypersurfaces and it is the quantity customarily employed to set the initial conditions of the Einstein-Boltzmann hierarchy in the observational analyses (see e.g. [3, 4]).

2.2 Power spectra and spectral energy density

The equations obeyed by $h_{ij}(\vec{x}, \tau)$ follows from the second order action:

$$S = \frac{1}{8\ell_{\text{P}}^2} \int d^4x \sqrt{-\bar{g}} \bar{g}^{\alpha\beta} \partial_{\alpha} h_i^j \partial_{\beta} h_j^i, \quad (2.7)$$

where $\bar{g}_{\mu\nu}$ denotes a conformally flat background metric⁵ that can be written as $\bar{g}_{\mu\nu} = a^2(\tau)\eta_{\mu\nu}$. Note that in Eq. (2.7) $\ell_{\text{P}} = \sqrt{8\pi G} = 1/\bar{M}_{\text{P}}$. In what follows we shall distinguish (especially in the last section) between \bar{M}_{P} and $M_{\text{P}} = 1.22 \times 10^{19} \text{ GeV} = \sqrt{8\pi} \bar{M}_{\text{P}}$. In the action (2.7) h_{ij} denote the traceless and divergenceless modes of the geometry written in the form $g_{\mu\nu}(\vec{x}, \tau) = \bar{g}_{\mu\nu}(\tau) + \delta_{\text{t}} g_{\mu\nu}(\vec{x}, \tau)$ where $\delta_{\text{t}} g_{ij} = -a^2 h_{ij}$ and $\delta g^{ij} = h^{ij}/a^2$. By taking the functional variation of the action (2.7) with respect to h_i^j the equation of motion reads:

$$h_{ij}'' + 2\mathcal{H}h_{ij}' - \nabla^2 h_{ij} = -2\ell_{\text{P}}^2 a^2 \Pi_{ij}(\vec{x}, \tau), \quad (2.8)$$

where the prime denotes a derivation with respect to the conformal time coordinate τ and $\mathcal{H} = (\ln a)' = aH$ where H is the Hubble rate. In Eq. (2.8) the contribution of the transverse and traceless anisotropic stress has been added for convenience. At low frequencies and in the concordance paradigm the contribution to Π_{ij} is due to the presence of (effectively massless)

⁵Greek letters are used to denote four-dimensional indices; lowercase Latin characters denote spatial indices.

neutrinos. At high frequencies the anisotropic stress induced by waterfall fields may lead to an enhancement of the spectral energy density [12].

During inflation, when the anisotropic stress is immaterial, $h_{ij}(\vec{x}, \tau)$ can be quantized and the corresponding field operator can be written as:

$$\hat{h}_{ij}(\vec{x}, \tau) = \frac{\sqrt{2}\ell_{\text{P}}}{(2\pi)^{3/2}} \sum_{\lambda} \int d^3k e_{ij}^{(\lambda)}(\vec{k}) [F_{k,\lambda}(\tau) \hat{a}_{\vec{k}\lambda} e^{-i\vec{k}\cdot\vec{x}} + F_{k,\lambda}^*(\tau) \hat{a}_{\vec{k}\lambda}^{\dagger} e^{i\vec{k}\cdot\vec{x}}], \quad (2.9)$$

where $F_{k\lambda}(\tau)$ is the (complex) mode function obeying Eq. (2.8) in the absence of anisotropic stress. The power spectrum introduced in Eq. (2.4) become, in this specific case:

$$\langle 0 | \hat{h}_{ij}(\vec{x}, \tau) \hat{h}_{ij}(\vec{y}, \tau) | 0 \rangle = \int_0^{\infty} d \ln k \mathcal{P}_{\text{T}}(k, \tau) \frac{\sin kr}{kr}, \quad r = |\vec{x} - \vec{y}|, \quad (2.10)$$

$$\mathcal{P}_{\text{T}}(k, \tau) = \frac{4\ell_{\text{P}}^2 k^3}{\pi^2} |F_k(\tau)|^2 = 4\nu S_h(\nu, \tau), \quad (2.11)$$

where $k = 2\pi\nu$ and $S_h(\nu, \tau)$ is the so-called strain amplitude. The mode functions $F_k(\tau)$ are normalized during the inflationary phase [30] and the consistency relations of Eq. (1.3) can be easily derived in the case of conventional inflationary models by considering also the scalar fluctuations of the geometry.

When discussing the graviton spectra over various orders of magnitude in frequency it is more practical to deal with the spectral energy density of the relic gravitons in critical units⁶ per logarithmic interval of wavenumber:

$$\Omega_{\text{GW}}(k, \tau) = \frac{1}{\rho_{\text{crit}}} \frac{d\rho_{\text{GW}}}{d \ln k}, \quad \rho_{\text{GW}} = \langle 0 | T_0^0 | 0 \rangle, \quad (2.12)$$

where $\rho_{\text{crit}} = 3H^2/\ell_{\text{P}}^2$ is the critical energy density and T_{μ}^{ν} denotes the energy-momentum pseudo-tensor of relic gravitons. The oscillations in $\Omega_{\text{GW}}(k, \tau)$ for modes inside the Hubble radius are numerically less important and, as we shall remind later, it is possible to obtain rather accurate expressions for the transfer function across the matter-radiation transition.

The strain amplitude can be explicitly related to the spectral energy density in critical units and to the power spectrum. Using Eq. (2.11), $\Omega_{\text{GW}}(\nu, \tau)$ can be expressed in terms of $S_h(\nu, \tau)$:

$$S_h(\nu, \tau) = \frac{3\mathcal{H}^2}{4\pi^2\nu^3} \Omega_{\text{GW}}(\nu, \tau) \rightarrow 7.981 \times 10^{-43} \left(\frac{100 \text{ Hz}}{\nu} \right)^3 h_0^2 \Omega_{\text{GW}}(\nu, \tau_0) \text{ Hz}^{-1}, \quad (2.13)$$

where the second equality holds in the limit $\tau \rightarrow \tau_0$ where τ_0 is the present value of the conformal time coordinate. There is also a simple relation between the energy density of relic gravitons in critical units and the tensor power spectrum:

$$\Omega_{\text{GW}}(k, \tau) = \frac{1}{\rho_{\text{crit}}} \frac{d\rho_{\text{GW}}}{d \ln k} = \frac{k^2}{12H^2 a^2} \mathcal{P}_{\text{T}}(k, \tau) \left[1 + \mathcal{O}\left(\frac{\mathcal{H}^2}{k^2}\right) \right]. \quad (2.14)$$

⁶The natural logarithms will be denoted by \ln while the common logarithms will be denoted by \log .

The quantity in squared brackets at the right hand side of Eq. (2.14) is a consequence of the ambiguity inherent in all definitions of the energy-momentum pseudo-tensor of the gravitons. Indeed, Eq. (2.14) holds at a generic conformal time and it includes all the modes that are inside the Hubble radius at the corresponding time; the correction $\mathcal{O}(\mathcal{H}^2/k^2)$ depends on the specific definition of the energy-momentum pseudo-tensor of the relic gravitons.

For instance, after getting rid of the tensor structure by making explicit the two physical polarizations, Eq. (2.7) reduces to the action of two minimally coupled scalar fields in a conformally flat geometry of Friedmann-Robertson-Walker (FRW) type. As argued in Ref. [20], the energy-momentum pseudo-tensor of relic gravitons in a FRW background can be formally obtained by taking the functional variation of Eq. (2.7) not with respect to the full metric but with respect to the background metric $\bar{g}_{\alpha\beta}$. In this case that the numerical factor in front of \mathcal{H}^2/k^2 in Eq. (2.14) is $1/2$. In a complementary perspective [21], the energy-momentum pseudo-tensor can be assigned by computing the second-order fluctuations of the Einstein tensor: this is exactly the Landau-Lifshitz approach to the energy-momentum pseudo-tensor of the gravitational waves appropriately extended to curved backgrounds; the correction appearing in Eq. (2.14) is then given by $-7/2$ (instead of $1/2$). The two definitions seem very different but the energy densities and pressures derived within the two approaches give coincident results as soon as the corresponding wavelengths are inside the Hubble radius, i.e. $k > \mathcal{H}$.

2.3 Frequency scales

In addition to the pivot frequency ν_p of Eq. (1.7) there are three other reference scales characterizing the cosmic background of relic gravitons: the frequency of matter-radiation equality (be it ν_{eq}), the frequency of neutrino decoupling (coinciding approximately with the Hubble radius at the onset of big bang nucleosynthesis) and the maximal frequency of the spectrum ν_{max} whose numerical value is fully determined, in the conventional setting, by the observed value of the tensor to scalar ratio.

Denoting with $\Omega_{\text{M}0}$ and $\Omega_{\text{R}0}$ the present critical fraction of matter and radiation ν_{eq} and ν_{bbn} are:

$$\nu_{\text{eq}} = 1.317 \times 10^{-17} \left(\frac{h_0^2 \Omega_{\text{M}0}}{0.1364} \right) \left(\frac{h_0^2 \Omega_{\text{R}0}}{4.15 \times 10^{-5}} \right)^{-1/2} \text{ Hz}, \quad (2.15)$$

$$\nu_{\text{bbn}} = 2.252 \times 10^{-11} \left(\frac{g_\rho}{10.75} \right)^{1/4} \left(\frac{T_{\text{bbn}}}{\text{MeV}} \right) \left(\frac{h_0^2 \Omega_{\text{R}0}}{4.15 \times 10^{-5}} \right)^{1/4} \text{ Hz}. \quad (2.16)$$

where g_ρ denotes the effective number of relativistic degrees of freedom entering the total energy density of the plasma; by definition in the Λ CDM paradigm $\Omega_{\text{M}0}$ is the sum of the baryon and of the CDM densities in critical units, i.e. $\Omega_{\text{M}0} = \Omega_{\text{c}0} + \Omega_{\text{b}0}$. The fiducial values appearing in Eqs. (2.15) and (2.16) are drawn from the best fit to the WMAP 9-yr data alone [4] and within the Λ CDM paradigm (see also section 3).

The success of big-bang nucleosynthesis demands that, after neutrino decoupling, the Universe was already dominated by radiation. The standard Λ CDM paradigm makes stronger assumptions on the post-inflationary thermal history. Assuming, within the conventional lore, that the radiation dominates right at the end of inflation, the maximal frequency of the cosmic background of relic gravitons depends on the value of r_T :

$$\nu_{\max} = 0.44 \left(\frac{r_T}{0.2} \right)^{1/4} \left(\frac{\mathcal{A}_{\mathcal{R}}}{2.41 \times 10^{-9}} \right)^{1/4} \left(\frac{h_0^2 \Omega_{R0}}{4.15 \times 10^{-5}} \right)^{1/4} \text{ GHz}, \quad (2.17)$$

where $\mathcal{A}_{\mathcal{R}}$ has been introduced in Eq. (1.2). The electroweak frequency ν_{ew} and the TeV frequency that are, respectively, $\mathcal{O}(10^{-3})$ Hz and $\mathcal{O}(10^{-6})$ Hz. More precisely we have that:

$$\nu_{\text{ew}} = 3.998 \times 10^{-6} \left(\frac{g_\rho}{106.75} \right)^{1/4} \left(\frac{T_*}{100 \text{ GeV}} \right) \left(\frac{h_0^2 \Omega_{R0}}{4.15 \times 10^{-5}} \right)^{1/4} \text{ Hz}, \quad (2.18)$$

$$\nu_{\text{TeV}} = 4.819 \times 10^{-3} \left(\frac{g_\rho}{228.75} \right)^{1/4} \left(\frac{T_*}{100 \text{ TeV}} \right) \left(\frac{h_0^2 \Omega_{R0}}{4.15 \times 10^{-5}} \right)^{1/4} \text{ Hz}. \quad (2.19)$$

In Eqs. (2.18) and (2.19) g_ρ denote the fiducial values of the effective number of relativistic degrees of freedom in the standard electroweak theory (i.e. 106.75) and in the minimal supersymmetric extension of the standard model (i.e. 228.75). In the conventional case ν_{ew} and ν_{TeV} do not play a special role but they become important whenever the high-frequency modifications of the spectra are concerned.

The maximal frequency of the spectrum is closely related to the specific post-inflationary history that may not be exactly the one assumed in the Λ CDM case where after inflation the Universe reheats almost instantaneously. Different post-inflationary histories (see also section 4) change the N_{\max} , i.e. maximal number of inflationary e-folds accessible to large-scale CMB measurements [22]. The value of N_{\max} can be derived by demanding that the inflationary event horizon redshifted at the present epoch coincides with the Hubble radius today:

$$e^{N_{\max}} = \frac{(2\pi \Omega_{R0} \mathcal{A}_{\mathcal{R}} r_T)^{1/4}}{4} \left(\frac{M_P}{H_0} \right)^{1/2} \left(\frac{H}{H_r} \right)^{1/2-\gamma}, \quad (2.20)$$

where Ω_{R0} is the present energy density of radiation in critical units, H_0^{-1} is the Hubble radius today and γ controls the expansion rate during the post-inflationary phase.

In terms of our fiducial set of parameters Eq. (2.20) becomes:

$$\begin{aligned} N_{\max} &= 61.49 + \frac{1}{4} \ln \left(\frac{h_0^2 \Omega_{R0}}{4.15 \times 10^{-5}} \right) - \ln \left(\frac{h_0}{0.7} \right) \\ &+ \frac{1}{4} \ln \left(\frac{\mathcal{A}_{\mathcal{R}}}{2.41 \times 10^{-9}} \right) + \frac{1}{4} \ln \left(\frac{r_T}{0.2} \right) + \left(\frac{1}{2} - \gamma \right) \ln \left(\frac{H}{H_r} \right). \end{aligned} \quad (2.21)$$

In Eqs. (2.20) and (2.21) γ accounts for the possibility of a delayed reheating terminating at a putative scale H_r smaller than the Hubble rate during inflation. Since the reheating scale cannot be smaller than the one of nucleosynthesis, H_r can be as low as $10^{-44} M_P$ (but not smaller) corresponding to a reheating scale occurring just prior to the formation

of the light nuclei. If $\gamma - 1/2 > 0$ (as it happens if $\gamma = 2/3$ when the post-inflationary background is dominated by dust), N_{\max} diminishes in comparison with the sudden reheating (i.e. $H = H_r$) and N_{\max} can become $\mathcal{O}(47)$. Conversely if $\gamma - 1/2 < 0$ (as it happens in $\gamma = 1/3$ when the post-inflationary background is dominated by stiff sources), N_{\max} increases. Finally, if $H_r = H$ (or, which is the same, if $\gamma = 1/2$) there is a sudden transition between the inflationary regime and the post-inflationary epoch dominated by radiation. In spite of its dependence on $\mathcal{A}_{\mathcal{R}}$ and r_T , the value of N_{\max} has then a theoretical error. Based on the previous considerations and on the maximal excursion of γ we can say that $N_{\max} = 61.49 \pm 14.96$. The result of Eq. (2.17) has been derived in the case $\gamma = 1/2$, i.e. in the sudden reheating approximation.

3 Conventional inflationary spectra

3.1 Semianalytic considerations

Between ν_{bbn} and ν_{\max} there are roughly 20 orders of magnitude in frequency but the cosmic graviton background, in the concordance scenario, is solely determined by r_T . This statement is approximately true if we neglect neutrino free streaming and other comparable sources of further damping. Even before actual formulation of inflationary models, the pioneering works of Grishchuk [23] have shown that, under certain conditions, gravitational-wave amplification can occur in an expanding universe and can lead to observable effects today. Since then various analyses of the relic graviton backgrounds have been reported in the literature within different perspectives (see e.g. [24, 25, 26, 27, 28, 29, 30] for an incomplete list of references). Analytical approximations are somehow simpler but not as accurate. We shall therefore employ the numerical methods described in [30] that seem the more suitable for the present ends.

It was noticed in Ref. [30] that it is preferable to compute directly the transfer function of spectral energy density $\Omega_{\text{GW}}(\nu, \tau)$ rather than computing the transfer function for the power spectrum $\mathcal{P}_T(\nu, \tau)$ and then use it to estimate $\Omega_{\text{GW}}(\nu, \tau)$ from Eq. (2.14) and its descendant. To exemplify this technique we neglect all the potential sources of further damping and just compute the low-frequency tail of the spectrum.

Since around equality the expansion rate changes, the spectral energy density will have a break in its slope so that $\Omega_{\text{GW}}(\nu, \tau)$ will ultimately depend on ν_{eq} . In addition, recalling Eq. (2.17), the spectrum will be exponentially damped for typical frequencies larger than ν_{\max} . The semi-analytic result for the spectral energy density in critical units is:

$$\begin{aligned}
 h_0^2 \Omega_{\text{GW}}(\nu, \tau_0) &= \mathcal{N}_\rho T_\rho^2 (\nu/\nu_{\text{eq}}) r_T \left(\frac{\nu}{\nu_p} \right)^{n_T} e^{-2\beta \frac{\nu}{\nu_{\max}}}, \\
 \mathcal{N}_\rho &= 4.165 \times 10^{-15} \left(\frac{h_0^2 \Omega_{\text{R0}}}{4.15 \times 10^{-5}} \right).
 \end{aligned}
 \tag{3.1}$$

The parameter $\beta = \mathcal{O}(1)$ appearing in Eq. (2.17) depends upon the width of the transition between the inflationary phase and the subsequent radiation dominated phase. Numerically, for different widths of the smooth transitions between we can estimate $0.5 < \beta < 6.33$ [30]. In Eq. (3.1) the transfer function across equality is given by:

$$T_\rho(\nu/\nu_{\text{eq}}) = \sqrt{1 + c_1 \left(\frac{\nu_{\text{eq}}}{\nu}\right) + b_1 \left(\frac{\nu_{\text{eq}}}{\nu}\right)^2}, \quad c_1 = 0.5238, \quad b_1 = 0.3537. \quad (3.2)$$

Equation (3.2) is obtained by integrating Eq. (2.8) across the radiation-matter transition and by computing $\Omega_{GW}(\nu, \tau)$ for different frequencies. The initial conditions for the mode functions are the ones obtained, for the corresponding frequencies, from the solutions of Eq. (2.8) during inflation and in the absence of anisotropic stress.

Using Eq. (3.1) into Eqs. (2.14) and (2.13) it is immediate to compute the power spectrum $\mathcal{P}_T(\nu, \tau_0)$ or the strain amplitude $S_h(\nu, \tau_0)$. As we expect from the standard analytic estimates (see e.g. [7, 12]) $T_\rho^2 \rightarrow 1$ for $\nu \gg \nu_{\text{eq}}$ while $T_\rho^2 \rightarrow (\nu/\nu_{\text{eq}})^{-2}$ for $\nu \ll \nu_{\text{eq}}$. Note that the limit $\nu \ll \nu_{\text{eq}}$ is not completely physical since, in the realistic situation, ν_p and ν_{eq} are different but can be numerically close depending on the choice of the pivot scale.

3.2 Normalization of the spectra

Equation (3.1) shows that the absolute normalization of the spectra is reduced to the specific value of r_T . In the realistic situation, however, the spectra depend on other late time parameters that are anyway fixed in the concordance paradigm. The WMAP 9-yr data [4] alone analyzed in the light of the Λ CDM scenario (supplemented by tensors) imply $r_T < 0.38$; this determination is consistent with the Bicep2 data. In this case the remaining cosmological parameters are:

$$(\Omega_{\text{b}0}, \Omega_{\text{c}0}, \Omega_{\text{de}0}, h_0, n_s, \epsilon_{\text{re}}) \equiv (0.0442, 0.210, 0.746, 0.726, 0.992, 0.091), \quad (3.3)$$

while $\mathcal{A}_{\mathcal{R}} = 2.26 \times 10^{-9}$. If we take the WMAP 9-yr data alone with no tensors we shall have instead:

$$(\Omega_{\text{b}0}, \Omega_{\text{c}0}, \Omega_{\text{de}0}, h_0, n_s, \epsilon_{\text{re}}) \equiv (0.0463, 0.233, 0.721, 0.7, 0.972, 0.089), \quad (3.4)$$

with $\mathcal{A}_{\mathcal{R}} = 2.41 \times 10^{-9}$. The numerical values of the parameters estimated within the Planck data are:

$$(\Omega_{\text{b}0}, \Omega_{\text{c}0}, \Omega_{\text{de}0}, h_0, n_s, \epsilon_{\text{re}}) \equiv (0.0490, 0.2693, 0.6817, 0.6704, 0.9619, 0.089). \quad (3.5)$$

The Planck collaboration could not determine the cosmological parameters without assuming, either directly or indirectly, the polarization measurements and the WMAP 9-yr data. We shall therefore adopt Eq. (3.4) as fiducial set of cosmological parameters. Slightly different determinations of the pivotal parameters have a minor impact on the normalization of the cosmic graviton background, as we shall see.

Let us now discuss the value of r_T as a function of the (conventional) pivot scale. It is desirable, when comparing different measurements, that each experiment chooses consistently a pivot scale to present its own data. If a certain experiment measures r_T at a given pivot scale \bar{k}_p and if the tensor and the scalar power spectra are both assigned at the *same* pivot scale, then it is obvious that $\bar{r}_T(\bar{k}_p)$ does not depend on the scalar and tensor spectral indices:

$$\bar{r}_T(\bar{k}_p) = \frac{\bar{\mathcal{A}}_T}{\bar{\mathcal{A}}_R}, \quad (3.6)$$

where, within the notations established in Eq. (1.2), $\bar{\mathcal{P}}_R(k) = \bar{\mathcal{A}}_R(k/\bar{k}_p)^{n_s-1}$ and $\bar{\mathcal{P}}_T(k) = \bar{\mathcal{A}}_T(k/\bar{k}_p)^{n_T}$. If we now wish to determine the tensor to scalar ratio at a different pivot scale we must use the generic definition of $r_T(k)$ at an arbitrary scale. The resulting expression will both depend on n_s and n_T :

$$r_T(k, k_p, n_s, n_T) = \frac{\mathcal{A}_T}{\mathcal{A}_R} \left(\frac{k}{k_p} \right)^{1+n_T-n_s}, \quad (3.7)$$

where \mathcal{A}_T and \mathcal{A}_R are the amplitudes the tensor and scalar power spectra at k_p (rather than at \bar{k}_p). The tensor to scalar ratio at k_p (i.e. r_T) will then be related to the tensor to scalar ratio at \bar{k}_p (i.e. \bar{r}_T) as:

$$r_T = \bar{r}_T \left(\frac{k_p}{\bar{k}_p} \right)^{1+n_T-n_s}. \quad (3.8)$$

In the realistic case we could fix, for instance, $\bar{k}_p = 0.05 \text{ Mpc}^{-1}$ (as assumed by Bicep2) while $k_p = 0.002 \text{ Mpc}^{-1}$ as assumed by Planck. This choice implies that $\bar{r}_T = 0.2$ and $n_T = -\bar{r}_T/8$ (from the consistency relations). To determine r_T at k_p we still need the value of n_s that we can take from Planck (i.e. $n_s = 0.961$). Applying Eq. (3.8) we shall have that $r_T = 0.19$ at k_p .

Occasionally the same experiment assigns the scalar and the tensor power spectra at different pivot scales. For instance the Planck experiment assigns the scalar power spectrum at $\bar{k}_p = 0.05 \text{ Mpc}^{-1}$ and the tensor to scalar ratio r_T at $k_p = 0.002 \text{ Mpc}^{-1}$. These choices are possible but become contrived when the results of different experiments have to be compared. It is finally unclear if the Bicep2 collaboration assumes the consistency relations or simply sets $n_T = 0$ in the analysis. For all these reasons (and since the issues on the proper subtraction of the foregrounds are not yet clearly settled) we shall assume, in the present calculation, $r_T = 0.2$ with a potential indetermination leading to slightly lower values at r_T . This indetermination would be anyway hardly visible in the forthcoming plots.

3.3 Concordance paradigm

In Fig. 1 the normalized cosmic background of relic gravitons is illustrated for the fiducial value of cosmological parameters of Eq. (3.4). The typical frequencies introduced in Eqs. (2.15), (2.16) and (2.17) have been indicated for convenience. The full line in Fig. 1 denotes

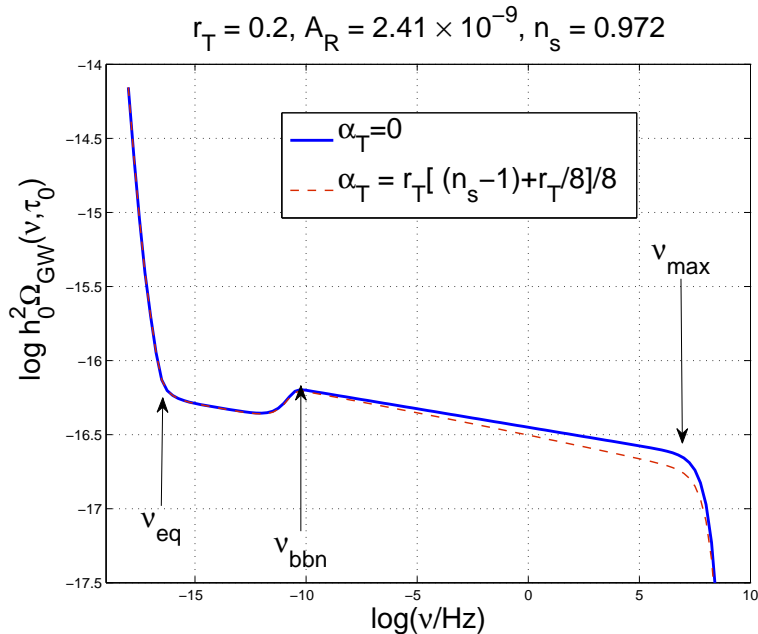


Figure 1: The cosmic background of relic gravitons is illustrated as a function of the comoving frequency. Common logarithms are used on the vertical and on the horizontal axis. The full line denotes the case where the consistency relations are enforced and the tensor spectral index does not run. The dashed line illustrates the case $\alpha_T \neq 0$. The fiducial set of parameters has been fixed as in Eq. (3.4).

the cosmic graviton background determined by enforcing the consistency relations of Eq. (1.3) and in the absence of any running of the tensor spectral index (i.e. $\alpha_T = 0$ in Eq. (1.5)). Always in Fig. 1, the barely visible dashed line denotes the case where the spectral index runs according to Eq. (1.5). The estimate of Eq. (3.1) gives a value of $h_0^2 \Omega_{\text{GW}}(\nu, \tau)$ that is significantly larger than the one implied by the numerical result, as it should be clear by looking at Fig. 1. The reason for this mismatch between the two estimates is due to three physical effects that are included in Fig. 1 but that are absent from Eq. (3.1).

The shallow suppression of the spectrum for $\nu < \nu_{\text{bbn}}$ is due to the neutrino free streaming. The neutrinos free stream, after their decoupling, and the effective energy-momentum tensor acquires, to first-order in the amplitude of the plasma fluctuations, an anisotropic stress, Π_{ij} that has been already included for illustration in Eq. (2.8). This effect leads to an integro-differential equation which has been specifically analyzed, for instance, in [31, 32]. The overall effect of collisionless particles is a reduction of the spectral energy density of the relic gravitons. Assuming that the only collisionless species in the thermal history of the Universe are the neutrinos, the amount of suppression can be parametrized by the function

$$\mathcal{F}(R_\nu) = 1 - 0.539R_\nu + 0.134R_\nu^2, \quad (3.9)$$

where R_ν is the fraction of neutrinos in the radiation plasma, i.e.

$$R_\nu = \frac{r}{r+1}, \quad r = 0.681 \left(\frac{N_\nu}{3} \right), \quad R_\gamma + R_\nu = 1. \quad (3.10)$$

In the case $R_\nu = 0$ (i.e. in the absence of collisionless particles) there is no suppression. If, on the contrary, $R_\nu \neq 0$ the suppression can even reach one order of magnitude. In the case $N_\nu = 3$, $R_\nu = 0.405$ and the suppression of the spectral energy density is proportional to $\mathcal{F}^2(0.405) = 0.645$. This suppression will be effective for relatively small frequencies which are larger than ν_{eq} and smaller than ν_{bbn} .

The second effect included in Fig. 1 is the damping effect associated with the (present) dominance of the dark energy component. The redshift of Λ -dominance is given by

$$1 + z_\Lambda = \left(\frac{a_0}{a_\Lambda} \right) = \left(\frac{\Omega_{\text{de}}}{\Omega_{\text{M0}}} \right)^{1/3}, \quad (3.11)$$

where, in the concordance paradigm, $\Omega_{\text{de}} \equiv \Omega_\Lambda$. In principle there should be a breaking in the spectrum for the modes reentering the Hubble radius after τ_Λ (i.e. $k < k_\Lambda = H_\Lambda a_\Lambda$). Since for $\tau > \tau_\Lambda$ the Hubble rate is constant in the Λ CDM case Eq. (3.11) implies that $k_\Lambda = (\Omega_{\text{M0}}/\Omega_\Lambda)^{1/3} k_{\text{H}}$ where $k_{\text{H}} = a_0 H_0$. The explicit value of ν_Λ is

$$\nu_\Lambda = 2.58 \times 10^{-19} \left(\frac{h_0}{0.7} \right) \left(\frac{\Omega_{\text{M0}}}{0.2793} \right)^{1/3} \left(\frac{\Omega_\Lambda}{0.721} \right)^{1/3} \text{ Hz}. \quad (3.12)$$

Since the frequency interval between ν_{H} and ν_Λ is tiny the modification to the slope is practically irrelevant. However, the adiabatic damping of the tensor mode function across τ_Λ reduces the amplitude of the spectral energy density by a factor $(\Omega_{\text{M0}}/\Omega_\Lambda)^2$. For the fiducial choice of parameters of Eqs. (3.4) and (3.12) we have that the suppression is of the order of 0.10. This figure is comparable with the suppression due to the neutrino free streaming. These effects have been discussed in [30] (see also [27]).

There is also a third effect reducing the quasi-flat plateau of Fig. 1 and it has to do with the variation of the effective number of relativistic species. Recall, indeed, that the total energy density and the total entropy density of the plasma can be written as

$$\rho_{\text{t}} = g_\rho(T) \frac{\pi^2}{30} T^4, \quad s_{\text{t}} = g_{\text{s}}(T) \frac{2\pi^2}{45} T^3. \quad (3.13)$$

For temperatures much larger than the top quark mass, all the known species of the minimal standard model of particle interactions are in local thermal equilibrium, then $g_\rho = g_{\text{s}} = 106.75$. Below, $T \simeq 175$ GeV the various species start decoupling, and the time evolution of the number of relativistic degrees of freedom effectively changes the evolution of the Hubble rate. In principle if a given mode k reenters the Hubble radius at a temperature T_k the spectral energy density of the relic gravitons is (kinematically) suppressed by a factor which can be written as

$$\left(\frac{g_\rho(T_k)}{g_{\rho 0}} \right) \left(\frac{g_{\text{s}}(T_k)}{g_{\text{s} 0}} \right)^{-4/3}. \quad (3.14)$$

At the present time $g_{\rho 0} = 3.36$ and $g_{s 0} = 3.90$. In general terms the effect parametrized by Eq. (3.14) will cause a frequency-dependent suppression, i.e. a further modulation of the spectral energy density $\Omega_{\text{GW}}(\nu, \tau_0)$. The maximal suppression one can expect can be obtained by inserting into Eq. (3.14) the highest possible number of degrees of freedom. So, in the case of the minimal standard model this would imply that the suppression (on $\Omega_{\text{GW}}(\nu, \tau_0)$) will be of the order of 0.38. In popular supersymmetric extensions of the minimal standard models g_{ρ} and g_s can be as high as, approximately, 230. This will bring down the figure given above to 0.29.

All the effects discussed above in this section have been conservatively included by avoiding, for instance, an artificial largeness of the effective number of relativistic degrees of freedom. We just assumed the particle content of the electroweak standard model. All the neutrino species have been taken to be massless since this is what we posit in the Λ CDM scenario. Deviations from these assumptions imply further reductions of the plateau of Fig. 1. In Fig. 2 we illustrate the cosmic graviton background by assigning independently the tensor spectral index n_T and the tensor to scalar ratio r_T . This is the simplest way to break explicitly the consistency relations of Eq. (1.3). The results of Figs. 1 and 2 are clearly consistent but quantitatively different. The violation of the consistency relations can be

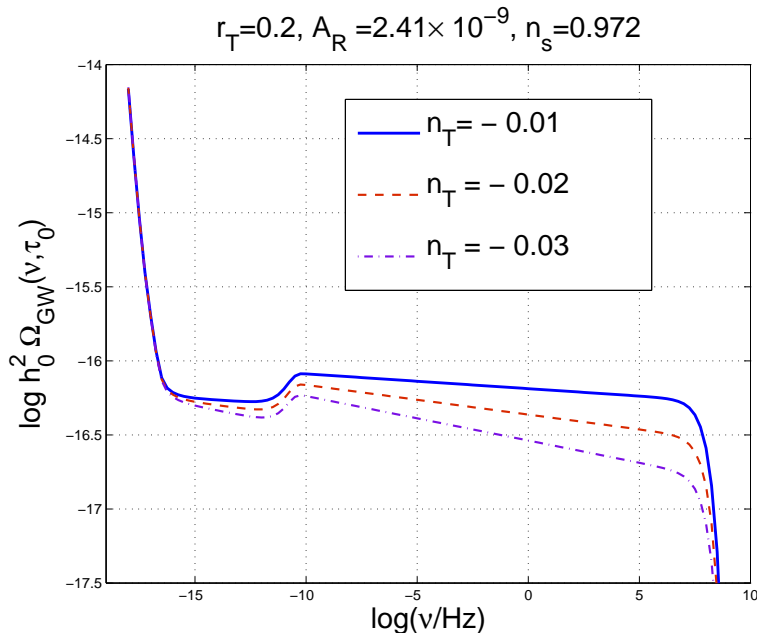


Figure 2: The cosmic graviton background in the case when the spectral indices are assigned independently from the value of the tensor to scalar ratio. The common logarithm is reported on both axes. The fiducial set of cosmological parameters is the one given in Eq. (3.4), as in the case of Fig. 1.

justified in the context of the protoinflationary dynamics where the initial conditions of the

scalar and tensor inhomogeneities of the geometry may be slightly asymmetric. An example along this direction is given by a thermal state of fluid phonons and gravitons [33].

The results of the present section can be used for different purposes. They can be compared, for instance, with the sensitivity of wide-band interferometers to a quasi-flat spectral energy density. The specific frequency at which $\Omega_{\text{GW}}(\nu, \tau_0)$ is computed is $\nu_{\text{LV}} = 100\text{Hz}$. The subscript LV is a shorthand notation for Ligo/Virgo. In the case of an exactly scale invariant spectrum the correlation of the two (coaligned) LIGO detectors with central corner stations in Livingston (Louisiana) and in Hanford (Washington) might reach a sensitivity given by [34]

$$h_0^2 \Omega_{\text{GW}}(\nu_{\text{LV}}, \tau_0) \simeq 6.5 \times 10^{-11} \left(\frac{1 \text{ yr}}{T} \right)^{1/2} \text{SNR}^2, \quad \nu_{\text{LV}} = 0.1 \text{ kHz} \quad (3.15)$$

where T denotes the observation time and SNR is the signal to noise ratio. Equation (3.15) is in close agreement with the sensitivity of the advanced Ligo apparatus to an exactly scale-invariant spectral energy density [15, 16, 17] (see also [18, 19]). Equation (3.15) must be compared with the values obtainable from the fiducial choice of parameters illustrated in Fig. 1; in the absence of running we shall have

$$h_0^2 \Omega_{\text{GW}}(\nu_{\text{LV}}, \tau_0) = 3.15 \times 10^{-17}. \quad (3.16)$$

If the running is added the figure of Eq. (3.16) decreases to 2.71×10^{-17} . Finally, if the suppression associated with the dark energy dominance is neglected the value of the spectral energy density increases even further to 2.10×10^{-16} . We stress that these figures are obtained by assuming the fiducial set of parameters implied by the WMAP 9-yr data. Slightly different determinations of the parameters do not lead to appreciable differences. It is important to stress that the results of Figs. 1 and 2 or even the estimate of Eq. (3.16) are qualitatively different from the well known analytic approximations that are still used by the experimental collaborations for their sensitivity goals (see e.g. [19]). Now the low-frequency bounds should be replaced by the Bicep2 determination of the tensor to scalar ratio. In this sense Eq. (3.16) is a consequence of the concordance model and not just an estimate of the largest theoretical signal compatible with the low-frequency bounds.

4 Uncertainties at high frequencies

The results of the preceding section suggest that the relic graviton background predicted by the concordance paradigm is unobservable by operating wide-band interferometers. The minuteness of $h_0^2 \Omega_{\text{GW}}(\nu_{\text{LV}}, \tau_0)$ stems directly from the assumption that the inflationary phase is suddenly followed by the radiation-dominated phase. This result is already relevant if we ought to calibrate the sensitivities of future instruments, at low or high frequencies. In this section we shall discuss the theoretical uncertainties arising in the high-frequency tail of the cosmic background of relic gravitons.

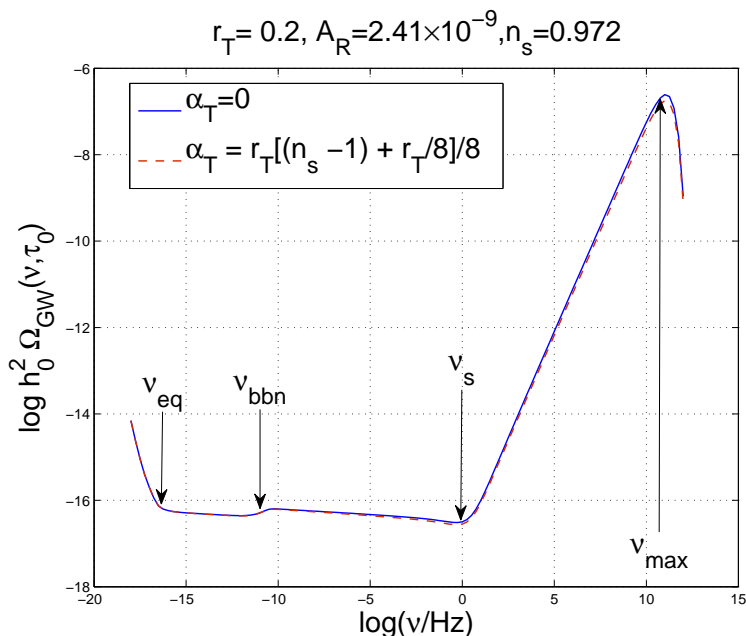


Figure 3: The cosmic graviton background in the case of a post-inflationary phase stiffer than radiation. The full line illustrates the case when the tensor spectral index does not run at low frequencies. The common logarithm is reported on both axes. The fiducial values of the cosmological parameters have been chosen as in Eq. (3.4).

Let us first consider the known possibility that the inflationary epoch is not suddenly followed by a radiation-dominated phase. In Fig. 3 we illustrate the case where the transition from inflation to radiation is not sudden but rather delayed by a long post-inflationary phase dominated by a stiff fluid with sound speed coinciding with the speed of light [7] (see also [8, 9]). In this case the total barotropic index during the stiff phase is $w_t = 1$.

The notations of Fig. 3 are the same of Fig. 2: the full line denotes the case without running of the spectral index while the barely visible dashed curve includes the effect of the running. The results of Fig. 3 have been obtained by imposing the Bicep2 normalization and by integrating directly the evolution equations in the case of a modified thermal history including the late-time domination of dark energy, the effect of neutrino free streaming and the evolution of the relativistic degrees of freedom of the plasma discussed in section 3.

The model illustrated in Fig. 3 involves, on top of r_T , only two supplementary parameters that can be identified with the the frequency ν_s and with the slope of $\Omega_{\text{GW}}(\nu, \tau)$ for $\nu > \nu_s$. In this sense the case illustrated in Fig. 3 is next to minimal. The value of ν_s marks the border between the region of intermediate frequencies and the high-frequency tail of the spectrum in the same way as ν_{eq} defines the range of the low-frequency branch. The transfer

function for the spectral energy density is given by [30]

$$T_\rho^2(\nu/\nu_s) = 1.0 + 0.204 \left(\frac{\nu}{\nu_s}\right)^{1/4} - 0.980 \left(\frac{\nu}{\nu_s}\right)^{1/2} + 3.389 \left(\frac{\nu}{\nu_s}\right) - 0.067 \left(\frac{\nu}{\nu_s}\right) \ln^2(\nu/\nu_s), \quad (4.1)$$

and it can be used to derive semianalytic estimates in analogy with what has been discussed in Eq. (3.1). In specific models (see e.g. [7]) the frequencies ν_s and ν_{\max} depend on a single parameter Q :

$$\nu_{\max} = 1.177 \times 10^{11} Q^{-1} \left(\frac{h_0^2 \Omega_{\text{R0}}}{4.15 \times 10^{-5}}\right)^{1/4} \text{ Hz}, \quad (4.2)$$

$$\nu_s = 11.10 Q^3 \left(\frac{r_T}{0.2}\right) \left(\frac{\mathcal{A}_{\mathcal{R}}}{2.41 \times 10^{-9}}\right) \left(\frac{h_0^2 \Omega_{\text{R0}}}{4.15 \times 10^{-5}}\right)^{1/4} \text{ Hz}. \quad (4.3)$$

If the parameter Q is taken as a free parameter we must demand that $\nu_s > \nu_{\text{bbn}}$. In some cases it is necessary to impose further conditions such as $\nu_s > \nu_{\text{ew}}$ or even $\nu_s > \nu_{\text{TeV}}$. In explicit models and without fine tunings $Q = \mathcal{O}(1)$ but a bit smaller than 1. In the case of [7], for instance $Q = 0.37$ so that $\nu_s = \mathcal{O}(4.3)$ Hz and this is the case reported in Fig. 3. In Fig. 4 the high-frequency uncertainties are illustrated in the case when the tensor spectral index n_T and the tensor to scalar ratio are independently assigned.

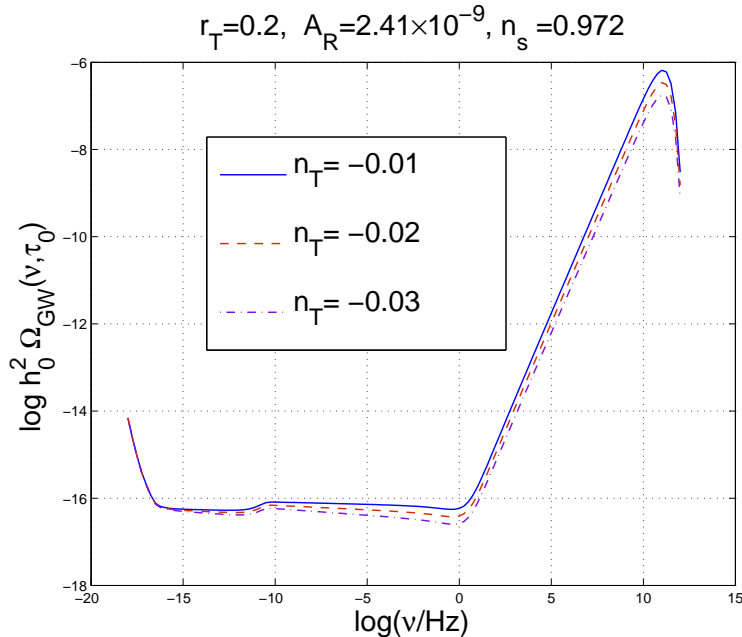


Figure 4: The cosmic graviton background in the case of a stiff post-inflationary phase. The low-frequency slope of the spectra are assigned independently of the value of r_T . The common logarithm is used on both axes.

To appreciate the relevance of a benchmark value for r_T , it is interesting to compare the strategy leading to Fig. 3 with the conventional way of dealing with growing spectra of

cosmic gravitons before the Bicep2 observation. When the value of r_T was unknown (and potentially very small) the models leading to a growing spectral energy density were customarily normalized at high frequencies by imposing, simultaneously, the bounds stemming from the pulsar timing measurements and from the number of massless species at big-bang nucleosynthesis. The pulsar timing constraint demands [35, 36]

$$\Omega(\nu_{\text{pulsar}}, \tau_0) < 1.9 \times 10^{-8}, \quad \nu_{\text{pulsar}} \simeq 10^{-8} \text{ Hz}, \quad (4.4)$$

where ν_{pulsar} roughly corresponds to the inverse of the observation time along which the pulsars timing has been monitored. Such a bound is clearly not constraining for Fig. 3. A similar conclusion can be drawn in the case of the big-bang nucleosynthesis constraint stipulating that the bound on the extra-relativistic species at the time of big-bang nucleosynthesis can be translated into a bound on the cosmic graviton backgrounds [37]. For historical reasons this constraint is often expressed in terms of ΔN_ν representing the contribution of supplementary neutrino species but the extra-relativistic species do not need to be fermionic. If the additional species are relic gravitons we have:

$$h_0^2 \int_{\nu_{\text{bbn}}}^{\nu_{\text{max}}} \Omega_{\text{GW}}(\nu, \tau_0) d \ln \nu = 5.61 \times 10^{-6} \Delta N_\nu \left(\frac{h_0^2 \Omega_{\gamma 0}}{2.47 \times 10^{-5}} \right), \quad (4.5)$$

where ν_{bbn} and ν_{max} are, respectively, the big-bang nucleosynthesis frequency and the maximal frequency of the spectrum. The bounds on ΔN_ν range from $\Delta N_\nu \leq 0.2$ to $\Delta N_\nu \leq 1$. In the case $\Delta N_\nu < 1$ Eq. (4.5) would imply that the integrated spectral density is about 10^{-5} and this bound is abundantly satisfied by Fig. 3. In the absence of an absolute normalization of the spectrum (such as the one provided by Bicep2) the constraints coming from low and high frequencies are qualitatively equivalent with the only difference that increasing spectra have to be preferentially constrained at high frequencies while decreasing spectra are more severely bounded at low frequencies. At the moment, however, we do not simply have a constraint at low frequencies but rather an explicit determination of r_T . This observation imposes then an absolute normalization of any theoretical calculation of the cosmic graviton background, not only in the conventional case but also in the unconventional extensions of the standard lore. To illustrate this point it is useful to consider a specific case where the barotropic index of the post-inflationary expansion is given by $w_t \neq 1$ but the value of r_T is left free to change in compliance with the consistency relations. For a generic w_t , the slope of $\Omega_{\text{GW}}(\nu, \tau_0)$ for $\nu > \nu_s$ goes approximately as ν^δ with $\delta = (6w_t - 2)/(3w_t + 1)$. For $w_t \rightarrow 1$ we also have $\delta \rightarrow 1$ and the case of the transfer function of Eq. (4.1) is recovered, up to logarithmic corrections. Of course, when $w_t \neq 1$ also the value of ν_s will differ from the one of Eq. (4.3). In Fig. 5 the normalization of the spectral energy density is imposed at high-frequency and this procedure is illustrated for the academic case $w_t = 0.6$. The dashed line in Fig. 5 leads to a promising signal at the scale of wide-band detectors but with $r_T = 0.001$. Conversely the full line holds for $r_T = 0.4$, i.e. twice the current Bicep2 determination. If we take the Bicep2 determination at face value we have that r_T is not a tunable parameter and

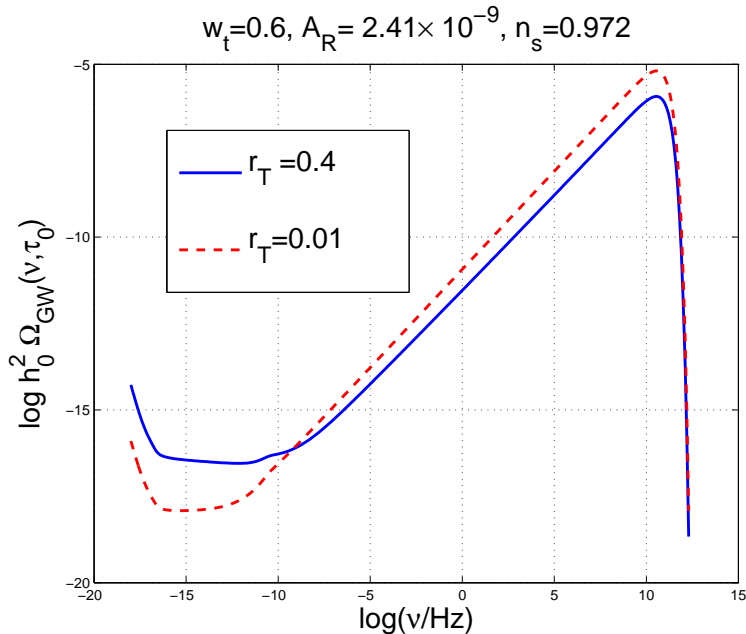


Figure 5: The cosmic background of relic gravitons is illustrated assuming that an absolute normalization is lacking. The barotropic index of the post-inflationary epoch is $w_t = 0.6$.

all the spectra must be normalized at low-frequencies in spite of their high-frequency behaviour. The direct limits coming from wide-band interferometers in their improved versions should therefore be considered in conjunction with the low-frequency determinations of r_T : in this way, they will provide extremely valuable informations on the cosmic background of relic gravitons. For instance the simple example of Fig. 5 shows that a sensitivity $\mathcal{O}(10^{-11})$ in $h_0^2\Omega_{\text{GW}}(\nu_{\text{LV}}, \tau_0)$ could potentially rule out directly the spectrum $w_t = 0.6$ assuming an absolute normalization $r_T = \mathcal{O}(0.2)$. This would be, in turn, a powerful constraint on the post-inflationary expansion rate.

The results of Fig. 3 can then be used for comparing the theoretical signals with the sensitivities of wide-band interferometers such as Ligo/Virgo [18], Tama [38] and Geo [39]. The sensitivity of a given pair of wide-band detectors to a stochastic background of relic gravitons depends upon the relative orientation of the instruments. The wideness of the band (important for the correlation among different instruments) is not as large as 10 kHz but typically narrower. In an optimistic perspective, it could range up to 100 Hz. There are furthermore daring projects of wide-band detectors in space like the Lisa [13], the Bbo/Decigo [14]. The common feature of these three projects is that they are all space-borne missions; the Lisa interferometer should operate between 10^{-4} and 0.1 Hz; the Decigo project will be instead sensitive to frequencies between 0.1 and 10 Hz.

Using always the illustrative example of Fig. 3 we have that for $\nu = \mathcal{O}(10^{-3})$ Hz (i.e. compatible with the frequency of space-borne missions) we would have $h_0^2\Omega_{\text{GW}}(\text{mHz}, \tau_0) =$

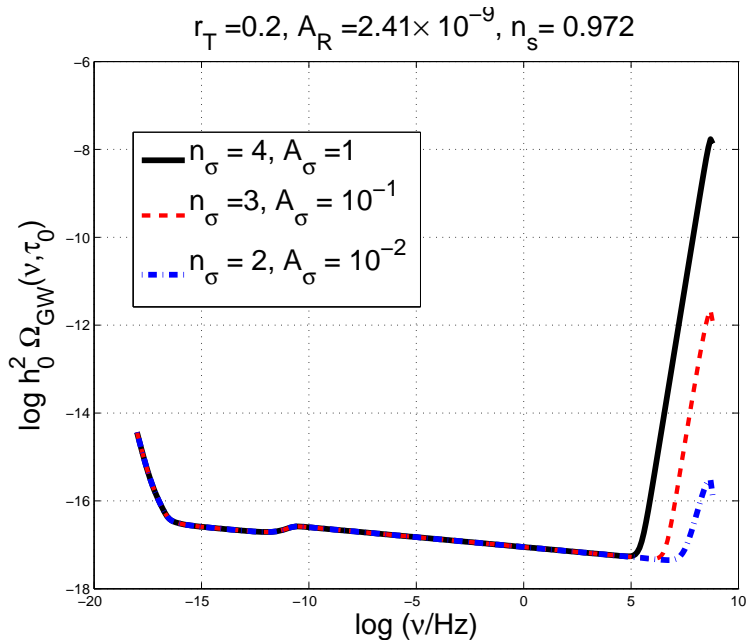


Figure 6: The cosmic background of relic gravitons is illustrated for few specific choices of the amplitude and slope of the spectrum of the waterfall field. The common logarithm is used on both axes.

3.76×10^{-17} (including the effect of the running of the spectral index). For the Ligo/Virgo frequencies we would have instead

$$8.56 \times 10^{-17} \leq h_0^2 \Omega_{\text{GW}}(\nu_{\text{LV}}, \tau_0) \leq 7.10 \times 10^{-14} \quad (4.6)$$

where the lowest value corresponds to $\nu_{\text{LV}} = 10$ Hz and the upper value corresponds to $\nu_{\text{LV}} = 10$ kHz. We shall not dwell here on the detectability prospects of other models that may offer higher signals in the Ligo/Virgo window [30].

The possibility of a long post-inflationary phase stiffer than radiation is not the only source of high-frequency indetermination of the cosmic graviton background. Another potential source of enhancement of the graviton background at high frequencies is provided by waterfall fields which a kind of spectator fields contributing to the transverse and traceless part of the total anisotropic stress [12]. The two point function of the canonically normalized waterfall field is defined as

$$\langle \sigma(\vec{k}, \tau) \sigma(\vec{p}, \tau) \rangle = \frac{2\pi^2}{k^3} \mathcal{P}_\sigma(k, \tau) \delta^{(3)}(\vec{k} + \vec{p}), \quad (4.7)$$

the power spectrum of σ can be parametrized as

$$\mathcal{P}_\sigma(k, \tau) = A_\sigma^2 \left(\frac{k}{k_{\text{max}}} \right)^{n_\sigma - 1} \mathcal{F}(k\tau), \quad (4.8)$$

where A_σ has the dimension of an inverse length and n_σ is the spectral slope. In Eq. (4.8) the dimensionless function $\mathcal{F}(k\tau)$ accounts for the time dependence and the power spectrum is normalized at the comoving wavenumber k_{\max} corresponding to the comoving frequency ν_{\max} . If $n_\sigma > 3$ the spectral slope is steeper than in the case of vacuum fluctuations. The amplified spectrum characterizing the waterfall field in hybrid inflation leads, according to recent analyses (see e.g. [12] and references therein), to $n_\sigma \simeq 4$.

Since the waterfall field contributes to the anisotropic stress, the evolution of the tensor modes of the geometry of Eq. (2.8) must be complemented with the source term coming from the waterfall field which acts much earlier than the anisotropic stress produced by neutrino free streaming. In Fig. 6 we illustrate the high-frequency enhancement of the spectrum for different spectral indices and different amplitudes A_σ expressed in units of the reduced Planck mass \overline{M}_P .

Comparing the spectra of Figs. 3, 4 and 6 we can appreciate different features that are not peculiar of the specific examples but have more general content. Typically the modifications of the post-inflationary history lead to spectra that are broader than in the waterfall case. If the Λ CDM paradigm with $r_T = \mathcal{O}(0.2)$ is complemented by a high-frequency branch the maximal signal occurs in a frequency region between the MHz and the GHz. This intriguing aspect can be potentially scrutinized with microwave cavities [40] or with other devices able to detect gravitational waves at high frequencies. Different groups are now concerned with high-frequency gravitons [41, 42]. It is not clear if, in the near future, the improvements in the terrestrial technologies will allow the detection of relic gravitons for frequencies, say, larger than the MHz. At the same time relatively small interferometers, like the one under construction in Fermilab [43], may offer potential advantages in comparison with microwave cavities but in nearly the same frequency range. Unfortunately, however, the aim of the instrument does not seem to contemplate the direct search of the cosmic graviton backgrounds at high frequencies.

The illustrative examples of this section demonstrate that determination of r_T does not exclude uncertainties at high frequencies. The strategy of normalizing the spectral energy density directly at high frequencies is now obsolete since the normalization is imposed at low frequency by the Bicep2 determination.

5 Concluding remarks

Between the low-frequency radio waves and the γ -rays there are, roughly, 22 decades in frequency. A similar frequency gap separates the relic gravitons probed by the CMB polarization experiments and the ones falling within the operating window of wide-band interferometers. The aim of this paper has been to bridge this gap by analyzing the interplay between the cosmic graviton backgrounds of inflationary origin and the ongoing observations of the B-mode polarization of the CMB. In the concordance scenario the value of r_T determines the cosmic graviton background not only at low and intermediate frequencies but also

over much higher frequencies. In this situation the spectral energy density (in critical units) at the scale of the wide band interferometers is $\mathcal{O}(10^{-17})$ and it gets even smaller at higher frequencies. Taking the recent Bicep2 observations at face value, the minute signals obtained here are predictions of a specific model and not just upper (or lower) limits obtained from different theoretical assumptions, as we used to speculate in the past.

The consistency relations are not contradicted by the available data but they may be violated, for different reasons, at low and high frequencies. The models leading to a modified spectrum of the high-frequency gravitons must be compatible with the concordance paradigm in the low-frequency domain. The primary objective of the present analysis has been to present the accurate computation of the graviton spectrum in the concordance model over frequencies much higher than the pivot scale at which CMB measurements are typically conducted. We then considered the highest frequency domain and argued that there can be large quantitative uncertainties. If the cosmic graviton background has a high-frequency component deviating from the concordance model, the low-frequency determinations of the tensor to scalar ratio and the high-frequency limits on the spectral energy density are not independent. We argued that, in the future, the high-frequency uncertainties could be eliminated by combining low-frequency polarization experiments and the direct determinations of the spectral energy density of the gravitons from wide-band interferometers.

References

- [1] P. A. R. Ade *et al.* [BICEP2 Collaboration], arXiv:1403.3985 [astro-ph.CO]; P. A. R. Ade *et al.* [BICEP2 Collaboration], arXiv:1403.4302 [astro-ph.CO].
- [2] D. Hanson *et al.* [SPTpol Collaboration], Phys. Rev. Lett. **111**, 141301 (2013).
- [3] D. N. Spergel *et al.*, Astrophys. J. Suppl. **148**, 175 (2003); D. N. Spergel *et al.*, *ibid.* **170**, 377 (2007); L. Page *et al.* Astrophys. J. Suppl. **170**, 335 (2007).
- [4] B. Gold *et al.*, *ibid.* **192**, 15 (2011); D. Larson, *et al.*, *ibid.* **192**, 16 (2011); C. L. Bennett *et al.*, *ibid.* **192**, 17 (2011); G. Hinshaw *et al.*, *ibid.* **208** 19 (2013); C. L. Bennett *et al.*, *ibid.* **208** 20 (2013).
- [5] P. A. R. Ade *et al.* [Planck Collaboration], arXiv:1303.5082 [astro-ph.CO].
- [6] U. Fuskeland, I. K. Wehus, H. K. Eriksen and S. K. Nss, arXiv:1404.5323 [astro-ph.CO].
- [7] M. Giovannini, Phys. Rev. D **58**, 083504 (1998); Class. Quant. Grav. **16**, 2905 (1999); Phys. Rev. D **60**, 123511 (1999).
- [8] Y. B. Zeldovich, Mon. Not. Roy. Astron. Soc. **160**, 1P (1972); B. Spokoiny, Phys. Lett. B **315**, 40 (1993).
- [9] P. J. E. Peebles and A. Vilenkin, Phys. Rev. D **59**, 063505 (1999); H. Tashiro, T. Chiba and M. Sasaki, Class. Quant. Grav. **21**, 1761 (2004); T. J. Battfeld and D. A. Easson, Phys. Rev. D **70**, 103516 (2004).
- [10] A. D. Linde, Phys. Rev. D **49**, 748 (1994); Phys. Lett. B **259**, 38 (1991).
- [11] E. Bugaev and P. Klimai, JCAP **1111**, 028 (2011); Sb. Clesse, B. Garbrecht and Y. Zhu, Phys. Rev. D **89**, 063519 (2014).
- [12] M. Giovannini, Phys. Rev. D **82**, 083523 (2010).
- [13] S. A. Hughes, Mon. Not. Roy. Astron. Soc. **331**, 805 (2002); arXiv:0711.0188 [gr-qc].
- [14] V. Corbin and N. J. Cornish, Class. Quant. Grav. **23**, 2435 (2006); G. M. Harry, P. Fritschel, D. A. Shaddock, W. Folkner and E. S. Phinney, Class. Quant. Grav. **23**, 4887 (2006) [Erratum-*ibid.* **23**, 7361 (2006)]; S. Kawamura *et al.*, J. Phys. Conf. Ser. **120**, 032004 (2008).
- [15] B. Abbott *et al.* [LIGO Collaboration], Astrophys. J. **659**, 918 (2007).
- [16] B. Abbott *et al.* [LIGO Scientific Collaboration], Phys. Rev. D **76**, 082003 (2007).

- [17] B. Abbott *et al.* [ALLEGRO Collaboration and LIGO Scientific Collaboration], Phys. Rev. D **76**, 022001 (2007).
- [18] G. Cella, C. N. Colacino, E. Cuoco, A. Di Virgilio, T. Regimbau, E. L. Robinson and J. T. Whelan, Class. Quant. Grav. **24**, S639 (2007).
- [19] B. P. Abbott *et al.* [LIGO Scientific and VIRGO Collaborations], Nature **460**, 990 (2009); J. Abadie *et al.* [LIGO Scientific and Virgo Collaborations], Phys. Rev. D **85**, 122001 (2012).
- [20] L. H. Ford and L. Parker, Phys. Rev. D **16**,1601 (1977); Phys. Rev. D **16**, 245 (1977).
- [21] R. Isaacson, Phys. Rev. **166**, 1263 (1968); Phys. Rev. **166**, 1272 (1968); L. Abramo, Phys. Rev. D **60**, 064004 (1999); M. Giovannini, Phys. Rev. D **73**, 083505 (2006).
- [22] A. R. Liddle and S. M. Leach, Phys. Rev. D **68**, 103503 (2003).
- [23] L. P. Grishchuk, Sov. Phys. JETP **40**, 409 (1975) [Zh. Eksp. Teor. Fiz. **67**, 825 (1974)]; Annals N. Y. Acad. Sci. **302**, 439 (1977).
- [24] V. A. Rubakov, M. V. Sazhin and A. V. Veryaskin, Phys. Lett. **115B**, 189 (1982); B. Allen, Phys. rev. D **37**, 2078 (1988); V. Sahni, Phys. Rev. D **42**, 453 (1990); L. P. Grishchuk and M. Solokhin, Phys. Rev. D **43**, 2566 (1991).
- [25] M. S. Turner, M. J. White and J. E. Lidsey, Phys. Rev. D **48**, 4613 (1993).
- [26] L. A. Boyle, P. J. Steinhardt and N. Turok, Phys. Rev. D **69**, 127302 (2004).
- [27] W. Zhao and Y. Zhang, Phys. Rev. D **74**, 043503 (2006); Y. Zhang, W. Zhao, T. Xia and Y. Yuan, Phys. Rev. D **74**, 083006 (2006).
- [28] Y. Watanabe and E. Komatsu, Phys. Rev. D **73**, 123515 (2006).
- [29] S. Chongchitnan and G. Efstathiou, Phys. Rev. D **73**, 083511 (2006); Prog. Theor. Phys. Suppl. **163**, 204 (2006).
- [30] M. Giovannini, Class. Quant. Grav. **26**, 045004 (2009); Phys. Lett. B **668**, 44 (2008).
- [31] S. Weinberg, Phys. Rev. D **69**, 023503 (2004); D. A. Dicus and W. W. Repko, Phys. Rev. D **72**, 088302 (2005).
- [32] L. A. Boyle and P. J. Steinhardt, Phys. Rev. D **77**, 063504 (2008); Y. Watanabe and E. Komatsu, Phys. Rev. D **73**, 123515 (2006).
- [33] M. Giovannini, Class. Quant. Grav. **29**, 155003 (2012); Phys. Rev. D **88**, 021301 (2013); arXiv:1404.7333 [hep-th].

- [34] D. Babusci and M. Giovannini, Phys. Rev. D **60**, 083511 (1999); Class. Quant. Grav. **17**, 2621 (2000); Int. J. Mod. Phys. D **10**, 477 (2001).
- [35] V. M. Kaspi, J. H. Taylor, and M. F. Ryba, Astrophys. J. **428**, 713 (1994).
- [36] F. A. Jenet *et al.*, Astrophys. J. **653**, 1571 (2006); P. B. Demorest, R. D. Ferdman, M. E. Gonzalez, D. Nice, S. Ransom, I. H. Stairs, Z. Arzoumanian and A. Brazier *et al.*, Astrophys. J. **762**, 94 (2013).
- [37] V. F. Schwartzmann, JETP Lett. **9**, 184 (1969); M. Giovannini, H. Kurki-Suonio and E. Sihvola, Phys. Rev. D **66**, 043504 (2002); R. H. Cyburt, B. D. Fields, K. A. Olive, and E. Skillman, Astropart. Phys. **23**, 313 (2005).
- [38] M. Ando *et al.*, Phys. Rev. Lett. **86**, 3950 (2001).
- [39] H. Lück *et al.*, Class. Quant. Grav. **14**, 1471 (1997).
- [40] F. Pegoraro, L. A. Radicati, Ph. Bernard, and E. Picasso, Phys. Lett. A **68**, 165 (1978); C. E. Reece, P. J. Reiner, and A. C. Melissinos, Nucl. Inst. and Methods, **A245**, 299 (1986); Phys. Lett. **104 A**, 341 (1984); P. Bernard, G. Gemme, R. Parodi and E. Picasso, Rev. Sci. Instrum. **72**, 2428 (2001); R. Ballantini, P. Bernard, A. Chincarini, G. Gemme, R. Parodi and E. Picasso, Class. Quant. Grav. **21**, S1241 (2004).
- [41] A. M. Cruise, Class. Quantum Grav. **17**, 2525 (2000); A. M. Cruise and R. M. Ingley, Class. Quantum Grav. **22**, S479 (2005); A. M. Cruise and R. M. Ingley, Class. Quantum Grav. **23**, 6185 (2006).
- [42] F. Y. Li, M. X. Tang and D. P. Shi, Phys. Rev. D **67**, 104008 (2003); F. Y. Li, Z. H. Wu and Y. Zhang, Chin. Phys. Lett. **20**, 1917 (2003); A. Nishizawa *et al.*, Phys. Rev. D **77**, 022002 (2008).
- [43] A. Chou, C. Hogan, E. Ramberg, J. Steffen, C. Stoughton, R. Tomlin, W. Wester and S. Waldman *et al.*, Fermilab-Proposal-0990; C. J. Hogan, Phys. Rev. D **85**, 064007 (2012)