

# Discovery of a new PG1159 (GW Vir) Pulsator

S. O. Kepler<sup>1\*</sup>, Luciano Fraga<sup>2</sup>, Don Earl Winget<sup>3</sup>, Keaton Bell<sup>3</sup>,  
Alejandro H. Córscico<sup>4</sup> and Klaus Werner<sup>5</sup>

<sup>1</sup>*Instituto de Física, Universidade Federal do Rio Grande do Sul, 91501-900 Porto-Alegre, RS, Brazil*

<sup>2</sup>*Laboratório Nacional de Astrofísica, Itajubá, MG, Brazil*

<sup>3</sup>*Department of Astronomy and McDonald Observatory, The University of Texas at Austin, Austin TX 78712-1083, USA,*

<sup>4</sup>*Facultad de Ciencias Astronómicas y Geofísicas, Paseo del Bosque S/N, (1900) La Plata, and*

*Consejo Nacional de Investigaciones Científicas y Técnicas (CONICET), Argentina*

<sup>5</sup>*Institute for Astronomy and Astrophysics, Kepler Center for Astro and Particle Physics, Eberhard Karls University, Sand I, 72076 Tübingen, Germany, e-mail: werner@astr.ini-tuebingen.de*

Accepted 2014 May 20. Received 2014 May 19; in original form 2014 April 9

## ABSTRACT

We report the discovery of pulsations in the spectroscopic PG 1159 type pre-white dwarf SDSS J075415.12+085232.18. Analysis of the spectrum by Werner, Rauch & Kepler (2014) indicated  $T_{\text{eff}} = 120\,000 \pm 10\,000$  K,  $\log g = 7.0 \pm 0.3$ , mass  $\mathcal{M} = 0.52 \pm 0.02 \mathcal{M}_{\odot}$ , C/He=0.33 by number.

We obtained time-series images with the SOAR 4.1 m telescope and 2.1 m Otto Struve telescope at McDonald Observatory and show the star is also a variable PG 1159 type star, with dominant period of 525 s.

**Key words:** stars – white dwarf, individual: SDSS J075415.12+085232.18

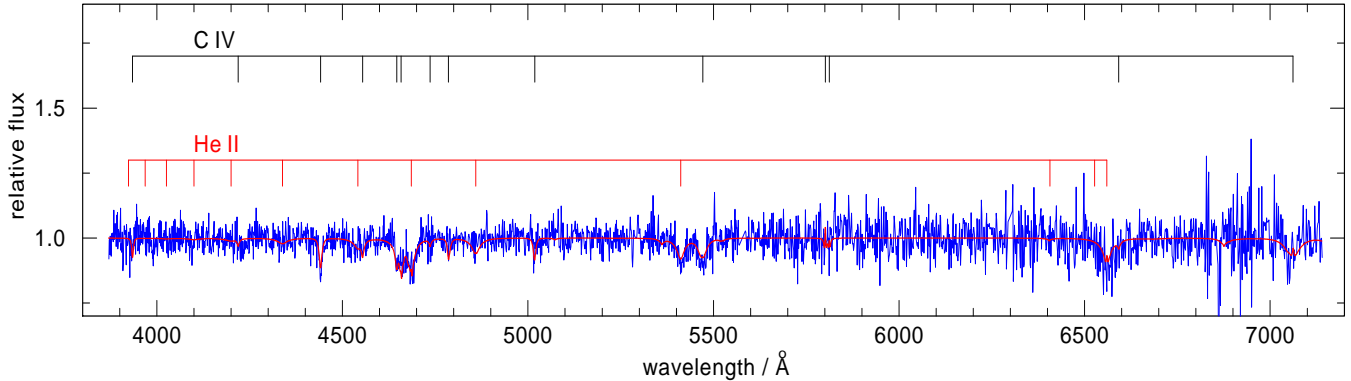
## 1 INTRODUCTION

White dwarf stars are the end product of evolution of all stars with initial masses up to around 8–10  $\mathcal{M}_{\odot}$ , depending on the metallicity of the progenitor and its effect on mass loss and the real value of the C( $\alpha$ ,  $\gamma$ )O reaction rate. Their spatial and mass distributions contain information about star formation history and subsequent evolution in our Galaxy. As the most common endpoints of stellar evolution, white dwarf stars account for around 95% of all evolved stars. The GW Vir stars, also called DOVs, are the pulsating variables in the spectroscopic PG 1159 class that links the (post-AGB) central stars of planetary nebulae and the H-deficient white dwarf cooling sequence. These stars are non-radial pulsators and lie in an instability strip bounded by effective temperatures  $200\,000 \leq T_{\text{eff}} \leq 75\,000$  K, excited by the  $\kappa$ -mechanism working through partial ionization of carbon and oxygen. Asteroseismological analysis of these stars has provided significant knowledge on the interiors of the late stages of stellar evolution (Winget & Kepler 2008; Althaus et al. 2010). There are 20 known GW Vir stars Quirion (2009a); Quirion, Fontaine, & Brassard (2009b); Woudt, Warner, & Zietsman (2012). Finding new pulsators of this class can improve our knowledge of the asymptotic giant branch (AGB) and Very Late

Thermal Pulse (VLT) phases, as well as angular momentum loss throughout the extensive mass loss phases (Charpinet, Fontaine, & Brassard 2009; Córscico et al. 2011).

In our search for new spectroscopically confirmed white dwarf stars in the Sloan Digital Survey (SDSS) (Kleinman et al. 2013), we identified SDSS J075415.12+085232.18 as a hot pre-white dwarf from the presence of He II and carbon lines in spectrum Plate=2945 MJD=54505 Fiber=183 of this  $g=18.79$  star. It shows no detectable planetary nebula. Werner, Rauch & Kepler (2014) fitted its SDSS spectrum with non local thermodynamic equilibrium (NLTE) models and obtained  $T_{\text{eff}} = 120\,000 \pm 10\,000$  K,  $\log g = 7.0 \pm 0.3$ , mass  $\mathcal{M} = 0.52 \pm 0.02 \mathcal{M}_{\odot}$ , and C/He=0.33 by number, indicating the star is a spectroscopic PG 1159 type star, i.e., hotter and with a more complex spectrum than a normal DO white dwarf, similar to the prototype (Liebert et al. 1989; Werner, Heber, & Hunger 1989), which is also a pulsating star (e.g McGraw et al. 1979; Winget et al. 1991; Kawaler & Bradley 1994; Costa et al. 2008a). The observed  $g = 18.79 \pm 0.01$  apparent magnitude, compared to an  $M_g = 5.68$  for such effective temperature and gravity, implies a distance of  $4.18 \pm 0.03$  kpc. Such a large distance merits the full extinction correction in that direction, 0.076 mag in  $g$ , which brings the distance to 4.04 kpc. Córscico & Althaus (2006a); Córscico, Althaus, & Miller Bertolami (2006b) computed

\* kepler@if.ufrgs.br



**Figure 1.** Spectrum of SDSS J075415.12+085232.1 and the model (overplotted in red) with  $T_{\text{eff}} = 120\,000$  K,  $\log g = 7$  and  $C/\text{He}=0.33$  by number.

fully evolutionary models and non-adiabatic pulsation models for stars in the GW Vir instability strip and found that they agree with the observed strip.

## 2 OBSERVATIONS & DATA REDUCTION

We first obtained time-series photometry of SDSS J075415.12+085232.18 with the 4.1-m SOAR<sup>1</sup> telescope and using the Soar Optical Imager [SOI, Schwarz et al. (2004)] during the night of 28 Jan 2014 (Barycentric Julian Terrestrial Time BJTT=245 6685.7200646). SOI is a mini-mosaic of two E2V 2k×4k CCDs covering a 5.26 arcmin square field of view at a plate scale of 0.077 arcsec/pixel. We obtained a total of 263 SOI frames with a Bessel-B filter, exposure time of 30 s and 4×4 binning, yielding a detector scale of 0.31 arcsec/pixel. The SOI data frames were reduced in the standard manner using the mosaic reduction (MSCRED) package in IRAF (Valdes 1998; Valdes & Tody 1998). The data reduction process includes bias subtraction, flat-fielding, and cosmic-ray cleaning. We performed the aperture photometry in the individual frames using *daophot* (Stetson 1991) routines in IRAF. From the Fourier analysis, we achieved a mean noise level of  $\langle A \rangle = 1.4$  mma, and detected for the first time a periodicity, with a period of 525 s at 6.8 mma, therefore at  $4.8\langle A \rangle$ , well above the 1/1000 false alarm probability limit.

On the three consecutive nights of 3, 4, and 5 Feb 2014 (BJTT=245 6691.699600605) we obtained follow-up observations of the star with the Cassegrain-mounted ProEM camera and the PuokoNui data acquisition software (Chote et al. 2014) at McDonald Observatory’s 2.1-m Otto Struve telescope. From 3127 images with 10 to 30s exposures, we confirmed the 525 s periodicity at 5.9 mma, compared to the average noise level  $\langle A \rangle = 1.03$  mma. The frames were binned at 4×4, giving a 0.36 arcsec/pixel plate scale across the 2.3×2.3 arcmin field of view. We performed aperture photometry on the calibrated images using the IRAF

package *ccd\_hsp* (Kanaan, Kepler, & Winget 2002) and calculated barycentric corrections with the *WQED* software (Thompson & Mullally 2009).

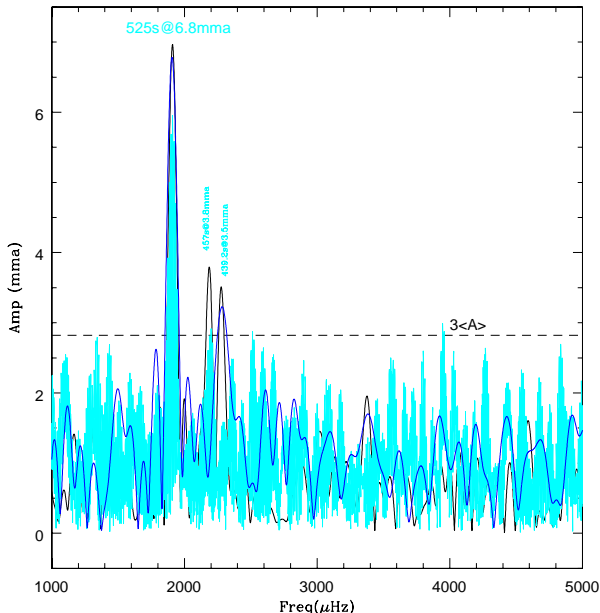
We obtained additional time-series observations with the SOAR Goodman Spectrograph (Clemens, Crain, & Anderson 2004) in imaging mode during the night of 27 Feb 2014 (BJTT=245 6715.5192530). Goodman is mounted at the SOAR Optical Nasmyth and its detector is a 4k×4k Fairchild 486 back-illuminated CCD, with a un-binned plate scale of 0.15 arcsec/pixel. We carried out the photometric observations with a S8612 red block filter, a region of interest (ROI) of 800×800 pixel square and a 2×2 binning, yielding a field of view of 4 arcmin square and a plate scale of 0.3 arcsec/pixel. Each exposure lasted 30 s. We used the same method for the data reduction and photometry as for SOI data. From the Fourier analysis of a total 451 Goodman frames we achieved a mean noise level of  $\langle A \rangle = 0.94$  mma, with which we were able to detect three periodicities, 523.5 s at 7.0 mma, 457.2 s at 3.8 mma, and 439.2 at 3.5 mma, all above the 1/1000 false alarm probability.

Figure 2 shows the Fourier transform of all data sets. Analyzing the whole data set at once, we obtained  $523.480 \pm 0.005$  s at  $5.8 \pm 0.8$  mma, and  $524.87 \pm 0.008$  s at  $3.4 \pm 0.8$  mma, but the different instrument color response prevents us from trusting these values. The spacing in frequency  $\delta\nu \simeq 5.1 \mu\text{Hz}$  is similar to that for  $\ell = 1$  modes of PG 1159–035 ( $4.1 \mu\text{Hz}$ ). If the spacing is real, it indicates a rotation period of 28 h, similar to those derived for other variable PG 1159 stars.

## 3 MODELLING AND SEISMOLOGY

The pulsation modelling and seismological analysis presented in this section rely on a set of stellar models that take into account the complete evolution of PG 1159 progenitor stars. The models were extracted from the evolutionary calculations presented by Althaus et al. (2005) and Miller Bertolami & Althaus (2006), who computed the complete evolution of model star sequences with initial masses on the zero-age main sequence (ZAMS) ranging from 1 to  $3.75 M_{\odot}$ . All of the post-AGB evolutionary sequences were computed using the LPCODE evolutionary code (Althaus et al. 2005) and were followed through the very

<sup>1</sup> Based on observations obtained at the Southern Astrophysical Research (SOAR) telescope, which is a joint project of the Ministério da Ciência, Tecnologia, e Inovação (MCTI) da República Federativa do Brasil, the U.S. National Optical Astronomy Observatory (NOAO), the University of North Carolina at Chapel Hill (UNC), and Michigan State University (MSU).



**Figure 2.** Fourier transform of the two SOAR data sets (black and blue lines), and the McDonald data set (cyan shaded). The  $3\langle A \rangle$  line, corresponding to the false alarm probability of  $1/1000$ , refers only to the equally spaced SOAR data set from 27 Feb 2014, the one with lowest noise, shown in black.

late thermal pulse (VLTP) and the resulting born-again episode that gives rise to the H-deficient, and He-, C-, and O-rich composition characteristic of PG 1159 stars. The masses of the resulting remnants are 0.530, 0.542, 0.556, 0.565, 0.589, 0.609, 0.664, and  $0.741 M_{\odot}$ .

With only three periods detected for SDSS J075415.12+085232.18, we cannot estimate the mean period spacing, and cannot constrain the stellar mass by comparing with the mean period spacing of the models, as done in the case of other pulsating PG 1159 stars (e.g., Córscico et al. 2009). The way to infer the stellar mass, along with the effective temperature and also details of the internal structure of SDSS J075415.12+085232.18 is through their individual pulsation periods. This has been the approach employed by Córscico et al. (2007a,b, 2008, 2009) for the pulsating PG 1159 stars RX J2117.1+3412, PG 0122+200, PG 1159–035, PG 2131+066, and PG 1707+427, respectively.

We employed the extensive set of  $\ell = 1, 2$   $g$ -mode adiabatic pulsation periods used in Córscico et al. (2007a,b, 2008, 2009). For details of the adiabatic pulsation code (LP-PUL code) and methods employed to produce the set of periods, see Córscico & Althaus (2006a). We analyzed more than about 3000 PG 1159 models covering a wide range of effective temperatures [ $5.4 \gtrsim \log(T_{\text{eff}}) \gtrsim 4.8$ ], luminosities [ $0 \lesssim \log(L_*/L_{\odot}) \lesssim 4.2$ ], and stellar masses ( $0.530 \leq M_*/M_{\odot} \leq 0.741$ ). Even though the radial order  $k$  associated to the observed periods ( $\sim 440 - 524$  s) is large (as we shall see below), the pulsation  $g$ -modes of SDSS J075415.12+085232.18 are probably not in the asymptotic regime (see, for instance, Córscico & Althaus (2006a)). Because the models are evolutionary, not started from a poly-

$\Pi_{\text{obs}}$	$\Pi_{\text{theor}}$	$\ell$	$k$
439.2	438.9	1	18
457.2	458.1	1	19
523.5	522.5	1	22

**Table 1.** Observed and theoretical periods for the best model fit in Case 1.

trope, they cannot achieve any combination of mass, luminosity and effective temperature, and do not cross each other in the Hertzsprung-Russell diagram. The best solutions, quoted, are not just samples of possible solutions, but limited solutions. As there are three independent modes, one can estimate up to three parameters of the models.

We seek pulsation models that best match the individual pulsation periods of SDSS J075415.12+085232.18. The goodness of the match between the theoretical pulsation periods ( $\Pi_k$ ) and the observed individual periods ( $\Pi_{\text{obs},i}$ ) is measured by means of a quality function defined as:

$$\chi^2(M_*, T_{\text{eff}}) = \frac{1}{N} \sum_{i=1}^N \min[(\Pi_{\text{obs},i} - \Pi_k)^2] \quad (1)$$

where  $N$  ( $= 3$ ) is the number of observed periods. In the absence of any additional information, we assume that the three observed periods of SDSS J075415.12+085232.18 correspond to eigenmodes with azimuthal order  $m = 0$ , but Metcalfe (2003) shows the effect of the assumption is negligible. We evaluate the function  $\chi^2(M_*, T_{\text{eff}})$  for evolutionary models with stellar masses of 0.530, 0.542, 0.556, 0.565, 0.589, 0.609, 0.664,  $0.741 M_{\odot}$ . The PG 1159 model that shows the lowest value of  $\chi^2$  is adopted as the “best-fit model”. Since we do not know at the outset the harmonic degree ( $\ell$ ) identification of the observed modes, we have to distinguish three cases.

### 3.1 Case (1): all $\ell = 1$ modes

Here, we consider that all the three measured periods are associated to modes with  $\ell = 1$ . We obtain a best fit solution characterized by:  $M_* = 0.556 M_{\odot}$ ,  $T_{\text{eff}} = 130\,100$  K, and  $L/L_{\odot} = 170$ . A comparison between the observed and theoretical periods, along with the derived  $\ell$  and  $k$  (radial order) values associated to this solution is shown in Table 1.

The quality function for this case is displayed at the upper panel of Figure 3.

### 3.2 Case (2): mixed $\ell = 1$ and $\ell = 2$ modes

In this case we consider that the observed periods are associated with a mix of  $\ell = 1$  and  $\ell = 2$  modes. We perform a period fit in which the value of  $\ell$  for the theoretical periods is not fixed, but instead is obtained as a result of our period fit procedure, with allowed values of  $\ell = 1$  and  $\ell = 2$ . The solution is displayed in the central panel of Figure 3 and has  $M_* = 0.556 M_{\odot}$ ,  $T_{\text{eff}} = 128\,300$  K,  $L/L_{\odot} = 156$ . The agreement between theoretical and observed modes is shown in Table 2.

$\Pi_{\text{obs}}$	$\Pi_{\text{theor}}$	$\ell$	$k$
439.2	439.2	1	18
457.2	457.5	2	34
523.5	523.3	1	22

**Table 2.** Observed and theoretical periods for the best model fit in Case 2.

$\Pi_{\text{obs}}$	$\Pi_{\text{theor}}$	$\ell$	$k$
439.2	440.5	2	30
457.2	457.1	2	31
523.5	524.1	2	36

**Table 3.** Observed and theoretical periods for the best model fit in Case 1.

### 3.3 Case (3): all $\ell = 2$ modes

Finally, we assume that all three identified periods are associated with  $\ell = 2$ , even though it is improbable that a pulsating pre-white dwarf star shows only quadrupole modes. The solution is displayed in the bottom panel of Figure 3 and has  $M_* = 0.542M_\odot$ ,  $T_{\text{eff}} = 86\,900$  K,  $L/L_\odot = 21$  (Table 3).

This solution, already unlikely from the point of view of geometrical cancellation, gives too low of a temperature, compared with the spectral determination. A secondary solution is observed for  $M_* = 0.741M_\odot$  and  $T_{\text{eff}} = 121\,600$  K, but it can be discarded because of its very high mass value, as compared with the spectroscopically inferred mass ( $0.52 \pm 0.02M_\odot$ ) of SDSS J075415.12+085232.18.

The agreement between theoretical and observed periods of the solution in Case (2) is excellent, with two  $\ell = 1$  modes and one  $\ell = 2$ , and the mean difference of 0.17 s is within observational and theoretical uncertainties. This solution agrees with the spectral temperature,  $T_{\text{eff}} = 120\,000 \pm 10\,000$  K, and is within the real uncertainty (i.e., including systematic uncertainties) of the spectroscopic mass:  $M_* = 0.52 \pm 0.02$ .

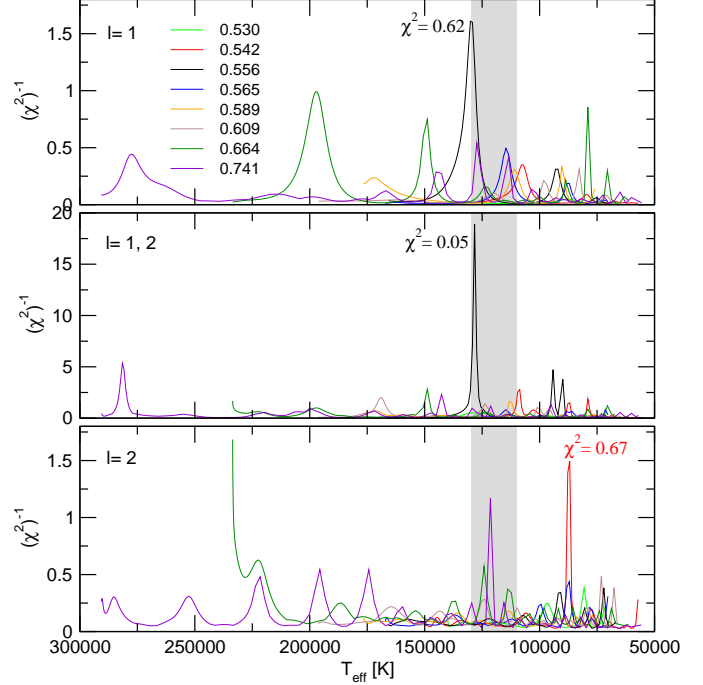
To estimate the quality of our best fits, we compute the Bayes Information Criterion [BIC; Koen & Laney (2000)]:

$$\text{BIC} = N_p \left( \frac{\log N}{N} \right) + \log \sigma^2$$

where  $N_p$  is the number of free parameters, and  $N$  the number of observed periods. The BIC parameter estimates the absolute quality of the period fit, by accounting for situations in which there are different numbers of observed periods and free parameters. In our case,  $N_p = 2$  (stellar mass and effective temperature), and  $N = 3$ . The smaller the value of BIC, the better the quality of the fit. We obtain  $\text{BIC} = 0.11$  for Case (1),  $\text{BIC} = -0.98$  for Case (2), and  $\text{BIC} = 0.14$  for Case (3). The period fit of Case (2) is excellent, as reflected by the corresponding BIC value. It could be compared with the BIC value of current asteroseismological period fits of pulsating white dwarfs [see, for instance, Bischoff-Kim & Østensen (2011)].

## 4 DISCUSSION

Time series imaging show SDSS J075415.12+085232.18 is a non-radial pulsator in the PG 1159 pre-white dwarf class, also called GW Vir. Its spectral effective temperature  $T_{\text{eff}} =$



**Figure 3.** The inverse of the quality function of the period fits in terms of the effective temperature. The vertical gray strip indicates the spectroscopic  $T_{\text{eff}}$  and its uncertainties. Upper panel corresponds to the case in which the three periods are associated to  $\ell = 1$  modes, middle panel shows the situation in which there is a mix of  $\ell = 1$  and  $\ell = 2$  modes, and lower panel displays the case in which the three modes are  $\ell = 2$ .

$120\,000 \pm 10\,000$  K and  $C/\text{He}=0.33$  by number is comparable to the prototype, and the main period at 525s is also comparable to the 516s main periodicity of PG 1159-035. Its low pulsation amplitude led to a small number of periodicities detected, contrary to the prototype, which has the largest number of independent pulsations detected after the Sun. That PG 1159 stars probably have no atmospheric convection layer might explain the absence of combination frequencies, even when large amplitudes are detected, as in PG 1159-035 itself (Costa et al. 2008a).

These stars evolve fast, leading to substantial period change due to cooling and contraction, that should allow a detectable period change in a few years (Winget, Hansen, & van Horn 1983). Therefore the star should be monitored at least yearly to allow evolutionary changes determinations (Costa & Kepler 2008b).

## REFERENCES

- Althaus L. G., Serenelli A. M., Panei J. A., Córscico A. H., García-Berro E., Scóccola C. G., 2005, *A&A*, 435, 631  
 Althaus L. G., Córscico A. H., Isern J., García-Berro E., 2010, *A&ARv*, 18, 471  
 Bischoff-Kim A., Østensen R. H., 2011, *ApJ*, 742, L16  
 Charpinet S., Fontaine G., Brassard P., 2009, *Natur*, 461, 501  
 Chote P., Sullivan D. J., Brown R., Harrold S. T., Winget D. E., Chandler D. W., 2014, *MNRAS*, 559

- Clemens J. C., Crain J. A., Anderson R., 2004, SPIE, 5492, 331
- Córsico A. H., Althaus L. G., 2006, A&A, 454, 863
- Córsico A. H., Althaus L. G., Miller Bertolami M. M., 2006, A&A, 458, 259
- Córsico A. H., Althaus L. G., Miller Bertolami M. M., García-Berro E., 2009, A&A, 499, 257
- Córsico A. H., Althaus L. G., Kepler S. O., Costa J. E. S., Miller Bertolami M. M., 2008, A&A, 478, 869
- Córsico A. H., Althaus L. G., Miller Bertolami M. M., Werner K., 2007, A&A, 461, 1095
- Córsico A. H., Miller Bertolami M. M., Althaus L. G., Vauclair G., Werner K., 2007, A&A, 475, 619
- Córsico A. H., Althaus L. G., Kawaler S. D., Miller Bertolami M. M., García-Berro E., Kepler S. O., 2011, MNRAS, 418, 2519
- Costa J. E. S., et al., 2008, A&A, 477, 627
- Costa J. E. S., Kepler S. O., 2008, A&A, 489, 1225
- Kanaan A., Kepler S. O., Winget D. E., 2002, A&A, 389, 896
- Kawaler S. D., Bradley P. A., 1994, ApJ, 427, 415
- Kleinman S. J., et al., 2013, ApJS, 204, 5
- Koen C., Laney D., 2000, MNRAS, 311, 636
- Liebert J., Wesemael F., Husfeld D., Wehrse R., Starrfield S. G., Sion E. M., 1989, AJ, 97, 1440
- McGraw J. T., Liebert J., Starrfield S. G., Green R., 1979, wdv.d.coll, 377
- Metcalf T. S., 2003, BaltA, 12, 247
- Miller Bertolami M. M., Althaus L. G., 2006, A&A, 454, 845
- Quirion P.-O., 2009, CoAst, 159, 99
- Quirion P.-O., Fontaine G., Brassard P., 2009, JPhCS, 172, 012077
- Schwarz H. E., et al., 2004, SPIE, 5492, 564
- Stetson P. B., 1991, ESOC, 38, 187
- Thompson S. E., Mullally F., 2009, Journal of Physics: Conference Series, 172, 012081
- Valdes F. G., 1998, ASPC, 145, 53
- Valdes F. G., Tody D., 1998, SPIE, 3355, 497
- Werner K., Heber U., Hunger K., 1989, LNP, 328, 194
- Werner K., Rauch T., & Kepler S.O., A&A, 564, A53
- Winget D. E., Kepler S. O., 2008, ARA&A, 46, 157
- Winget D. E., et al., 1991, ApJ, 378, 326
- Winget D. E., Hansen C. J., van Horn H. M., 1983, Natur, 303, 781
- Woudt P. A., Warner B., Zietsman E., 2012, MNRAS, 426, 2137

This paper has been typeset from a  $\text{\TeX}$ / $\text{\LaTeX}$  file prepared by the author.