

# Top-quark Polarization and Asymmetries at the LHC in the Effective Description of Squark Interactions

A. ABRAHANTES<sup>\*</sup>, E. ARGANDA<sup>†</sup>, S. PEÑARANDA<sup>‡</sup>

*Departamento de Física Teórica, Facultad de Ciencias,  
Universidad de Zaragoza, E-50009 Zaragoza, Spain*

## Abstract

A detailed study of top-quark polarizations and  $t\bar{t}$  charge asymmetries, induced by top-squark-pair production at the LHC and the subsequent decays  $\tilde{t} \rightarrow t\tilde{\chi}_1^0$ , is performed within the effective description of squark interactions, which includes the effective Yukawa couplings and another logarithmic term encoding the supersymmetry breaking. This effective approach is more suitable for its introduction into Monte-Carlo simulations and we make use of its implementation in **MadGraph** in order to investigate the possibilities of the charge asymmetry  $A_C$ , measured at the LHC and consistent with SM expectations, to discriminate among different SUSY scenarios and analyze the implications of these scenarios in the top polarizations and related observables.

---

<sup>\*</sup>[arian@unizar.es](mailto:arian@unizar.es)

<sup>†</sup>[ernesto.arganda@unizar.es](mailto:ernesto.arganda@unizar.es)

<sup>‡</sup>[siannah@unizar.es](mailto:siannah@unizar.es)

# 1 Introduction

The Standard Model (SM) of the electroweak and strong interactions is the present paradigm of particle physics and provides a very good description of all data collected so far at hadron and lepton colliders [1], including the recent discovery of the SM-like Higgs boson at the LHC [2, 3]. However, there are arguments against the SM being the fundamental model of particle interactions [4], giving rise to the investigation of competing extended models. Among the alternatives of physics beyond the SM, one of the most promising possibilities is supersymmetry (SUSY) [5–8], which leads to a renormalizable field theory with precisely calculable predictions to be tested in present and future experiments and whose simplest realization at the electroweak scale is the Minimal Supersymmetric Standard Model (MSSM) [9]. The MSSM predicts the existence of superpartners for each SM particle: squarks/sleptons, gauginos and higgsinos are the partners of quarks/leptons, gauge and Higgs bosons, respectively. The Higgs sector contains two scalars doublets, with a spectrum that includes three neutral Higgs bosons ( $h$ ,  $H$ ,  $A$ ) and one charged Higgs pair ( $H^\pm$ ) [10], with the lightest MSSM Higgs boson  $h$  being completely consistent with the discovered SM-like Higgs boson with mass  $m_{h_{\text{SM}}} = 125.9$  GeV (see e.g. [11]).

In this work we focus on the properties of the top-squarks, the SUSY partners of SM top quarks. In particular, we concentrate on the top-squark decay channels involving neutralinos, the fermionic neutral superpartners of the electroweak gauge and Higgs bosons. Once produced, top-squarks will decay in a way dependent on the model parameters (see e.g. [12]). If the decay channels into gluinos and quarks or into other squarks and gauge or Higgs bosons are not kinematically allowed, the main decay channels of top-squarks are their partial decays into charginos and  $b$  quarks ( $\tilde{t} \rightarrow b\tilde{\chi}^\pm$ ) or into neutralinos and top quarks ( $\tilde{t} \rightarrow t\tilde{\chi}^0$ ). Some of those channels are expected to be always open, given the large mass difference between quarks and top-squarks, and that the charginos/neutralinos are expected to be lighter than the top-squarks in the majority of SUSY-breaking models. In the few cases in which these channels are closed, the top-squarks will decay through flavor-changing neutral channels [13–15], or through three- or four-body decay channels involving a non-resonant SUSY particle [16–21]. Here we will concentrate on the top-squark decay channels involving neutralinos and top quarks, within the effective description developed in [22], more suitable for their introduction in the Monte-Carlo programs used in experimental analysis. This computation combines the effective description (which includes higher order terms) with the complete one-loop description (which includes all kinetic and mass-effects factors) and defines a new effective coupling. It includes a non-decoupling logarithmic gluino mass term, which implies a deviation of the higgsino/gaugino and Higgs/gauge couplings equality predicted by exact SUSY. This deviation is important and has to be taken into account in the experimental measurement of SUSY relations. It is showed in [22] that the effective description approximates the improved description within a 10% precision, except in special uninteresting corners of the parameter space, where the corresponding branching ratios are practically zero. Whilst the results in [22] apply the description only to squark decays, a more recent work [23] expands the results of [22] by applying those results to the production cross section of squarks at the LHC. In [23, 24], this effective description has been implemented in MadGraph [25, 26] MSSM framework [27], in order to be applied to the partial decay widths of squarks into charginos and neutralinos and compute the corresponding cross sections.

After the discovery of the top-quark [28, 29], top-quark physics has entered the era of precision measurements. Among the many measurements performed, the  $t\bar{t}$  forward-backward

asymmetry has received an special attention because of a disagreement with respect to the SM predictions [30–37]. The  $t\bar{t}$  lepton based asymmetries are above the SM as well [38–41]. These discrepancies have motivated a plethora of new physics explanations. However, most of the present precision  $t\bar{t}$  measurements at the LHC exclude some of the simplest forms of the new physics models proposed. In this work we analyze some effects of SUSY in new physics  $t\bar{t}$  observables.

An important aspect of the top-squark phenomenology is the possible contribution of the decay channel  $\tilde{t} \rightarrow t\tilde{\chi}_1^0$  to new physics  $t\bar{t}$  observables at the LHC [42–45], as charge asymmetries or top-quark polarization. The presence of top-quarks from this decay could mean non-zero polarizations in the resulting final state at the LHC. Since the top-quark decay occurs before hadronization, the polarization can have important implications for the kinematic distributions of the final particles, and hence on the search strategies for the top-squarks [45]. The longitudinal polarization of top-quarks coming from top-squark decays into neutralinos depends on the mass difference between the top-squark and the neutralino, as well as on the mixing in both sectors, and can take any value between  $-1$  and  $+1$ , while the measurements of ATLAS [46] and CMS [47] are in good agreement with the SM prediction of negligible top-quark polarization. Therefore, polarization studies may supply information about different SUSY scenarios [48]. On the other hand, explanations of the top-quark forward-backward asymmetry  $A_{\text{FB}}$  observed at the Tevatron [38, 39, 49–51], which exceeds the SM predictions [30–34, 36, 37, 52], must take into account the measurements of the  $t\bar{t}$  charge asymmetry  $A_C$  at the LHC [53–55] which are consistent with the SM expectations and tightly correlated with  $A_{\text{FB}}$  [56–64], given that both  $t\bar{t}$  observables could receive contributions from top-squark pair production decaying into neutralinos and top-quarks. However, it is possible to have an excess in  $A_{\text{FB}}$  and no excess in  $A_C$  if some cancellation occurs [60, 65–68] or even exhibit differences in  $t\bar{t}\gamma$  production [69, 70]. We will not try in this work to search for particular SUSY scenarios which would fit better the asymmetry  $A_{\text{FB}}$  measured at the Tevatron and analyze their  $A_C$  predictions at the LHC. Our purpose here will be rather to look into the consistency of the proposed SUSY scenarios with the SM expectations for the charge asymmetries defined in [37] and then study the implications of these scenarios on the top-quark polarizations and related observables at the LHC, which may help to discriminate among them and the SM. We put special emphasis on the way the effective description of squarks interactions affects these observables.

The paper is organized as follows. In section 2 we review the most relevant features of the effective description of squark/chargino/neutralino interactions. The new physics  $t\bar{t}$  observables related to the top-quark polarizations and charge asymmetries at the LHC are presented in section 3. Section 4 is devoted to the numerical analysis of  $t\bar{t}$  charge asymmetries and top-quark polarization observables for several SUSY scenarios, comparing these results to the SM predictions calculated at next to leading order (NLO). In the end, the conclusions and final comments are summarized in section 5.

## 2 Theoretical framework: effective description approximation

Here we work within the MSSM framework. It is well known that QCD corrections to the squark partial decay widths into charginos and neutralinos can be numerically large, specially in certain regions of the parameter space [71–74]. The complete one-loop corrections to squark partial decay widths are already available [74, 75], but their complicated expressions are not

suitable for the introduction in Monte-Carlo programs used for experimental analysis. An effective description of squark/chargino/neutralino couplings, simple to write and to introduce in computer codes, was given in [22]. This description contains the large one-loop corrections from the finite threshold corrections to the quark masses, but it also contains higher order corrections including another logarithmic term which encodes the supersymmetry breaking. The above effective description have been recently implemented in **MadGraph** MSSM framework [23]. In this article we use this implementation to discuss the effects of the radiative corrections included in the effective description of squark interactions on top polarization and top-quark asymmetries.

In the following we present the crucial expressions of the effective approach which have been included in **MadGraph** package [25, 26]. We briefly introduce the tree-level Lagrangian of interactions of the quark-squark-chargino/neutralino and then, an extract of the analysis in [22] depicting the effective description of the squarks interactions is presented. The tree-level interaction Lagrangian between fermion-sfermion-(chargino or neutralino) reads [74]

$$\begin{aligned}\mathcal{L}_{\chi_r \tilde{f} f'} &= \sum_{a=1,2} \sum_r \mathcal{L}_{\chi_r \tilde{f}_a f'} + \text{h.c.} , \\ \mathcal{L}_{\chi_r \tilde{f}_a f'} &= -g \tilde{f}_a^* \bar{\chi}_r \left( A_{+ar}^{(f)} P_L + A_{-ar}^{(f)} P_R \right) f' .\end{aligned}\quad (1)$$

Here we have adopted a compact notation, where  $f'$  is either  $f$  or its  $SU(2)_L$  partner for  $\chi_r$  being a neutralino or a chargino, respectively. Roman characters  $a, b, \dots$  are reserved for sfermion indices and  $i, j, \dots$  for chargino indices, Greek indices  $\alpha, \beta, \dots$  denote neutralinos, Roman indices  $r, s, \dots$  indicate either a chargino or a neutralino. For example, the top-squark interactions with charginos are obtained by replacing  $f \rightarrow t$ ,  $f' \rightarrow b$ ,  $\chi_r \rightarrow \chi_r^-$ ,  $r = 1, 2$ . The coupling matrices that encode the dynamics are given by:

$$\begin{aligned}A_{+ai}^{(t)} &= R_{a1}^{(t)} V_{i1}^* - \lambda_t R_{a2}^{(t)} V_{i2}^* , \\ A_{-ai}^{(t)} &= -\lambda_b R_{a1}^{(t)} U_{i2} , \\ A_{+a\alpha}^{(t)} &= \frac{1}{\sqrt{2}} \left( R_{a1}^{(t)} (N_{\alpha 2}^* + Y_L t_W N_{\alpha 1}^*) + \sqrt{2} \lambda_t R_{a2}^{(t)} N_{\alpha 4}^* \right) , \\ A_{-a\alpha}^{(t)} &= \frac{1}{\sqrt{2}} \left( \sqrt{2} \lambda_t R_{a1}^{(t)} N_{\alpha 4} - Y_R^t t_W R_{a2}^{(t)} N_{\alpha 1} \right) , \\ A_{+ai}^{(b)} &= R_{a1}^{(b)} U_{i1}^* - \lambda_b R_{a2}^{(b)} U_{i2}^* , \\ A_{-ai}^{(b)} &= -\lambda_t R_{a1}^{(b)} V_{i2} , \\ A_{+a\alpha}^{(b)} &= -\frac{1}{\sqrt{2}} \left( R_{a1}^{(b)} (N_{\alpha 2}^* - Y_L t_W N_{\alpha 1}^*) - \sqrt{2} \lambda_b R_{a2}^{(b)} N_{\alpha 3}^* \right) , \\ A_{-a\alpha}^{(b)} &= -\frac{1}{\sqrt{2}} \left( -\sqrt{2} \lambda_b R_{a1}^{(b)} N_{\alpha 3} + Y_R^b t_W R_{a2}^{(b)} N_{\alpha 1} \right) ,\end{aligned}\quad (2)$$

with  $Y_L$  and  $Y_R^{t,b}$  the weak hypercharges of the left-handed  $SU(2)_L$  doublet and right-handed singlet fermion, and  $\lambda_t$  and  $\lambda_b$  are the Yukawa couplings.

In the effective description approach, following hints from Higgs-boson physics [76–80], an effective Yukawa coupling is defined as:

$$\lambda_b^{\text{eff}} \equiv \frac{m_b^{\text{eff}}}{v_1} \equiv \frac{m_b(Q)}{v_1(1 + \Delta m_b)} , \quad \lambda_t^{\text{eff}} \equiv \frac{m_t^{\text{eff}}}{v_2} \equiv \frac{m_t(Q)}{v_2(1 + \Delta m_t)} , \quad (3)$$

with  $m_q(Q)$  ( $q \equiv b, t$ ) being the running quark mass and  $\Delta m_q$  is the finite threshold correction. The SUSY-QCD contributions to  $\Delta m_q$  are

$$\begin{aligned}\Delta m_b^{\text{SQCD}} &= \frac{2\alpha_s}{3\pi} m_{\tilde{g}} \mu \tan \beta I(m_{\tilde{b}_1}, m_{\tilde{b}_2}, m_{\tilde{g}}), \\ \Delta m_t^{\text{SQCD}} &= \frac{2\alpha_s}{3\pi} m_{\tilde{g}} \frac{\mu}{\tan \beta} I(m_{\tilde{t}_1}, m_{\tilde{t}_2}, m_{\tilde{g}}),\end{aligned}\tag{4}$$

where  $I(a, b, c)$  is the scalar three-point function at zero momentum transfer,

$$I(a, b, c) = \frac{a^2 b^2 \ln(a^2/b^2) + b^2 c^2 \ln(b^2/c^2) + a^2 c^2 \ln(c^2/a^2)}{(a^2 - b^2)(b^2 - c^2)(a^2 - c^2)}.\tag{5}$$

The effective description of the squark interaction consists in replacing the tree-level quark masses in the couplings defined in Eqs. (2) by the effective Yukawa couplings of Eq. (3), and use this Lagrangian to compute the partial decay width (see [22] for details). A *Yukawa-improved decay width computation* has been defined in [22] and it showed that the effective description using just the Yukawa threshold corrections of Eq. (3) is not enough for the squark partial decay widths description. The one-loop corrections develop a term which grows as the gluino mass  $m_{\tilde{g}}$  [81], which is absent in the effective Yukawa couplings in Eq. (3). Therefore, the QCD corrections to squark partial decay widths produce explicit non-decoupling terms of the sort  $\log m_{\tilde{g}}$ . To understand those terms a renormalization group analysis is in order [22]. It is possible to construct an effective theory below the gluino mass scale, which contains only squarks, quarks, charginos, neutralinos and gluons in the light sector of the theory, and integrate out the gluino contributions. We calculate the renormalization group equations (RGE) of the gaugino and higgsino couplings, and perform the matching with the full MSSM couplings at the gluino mass scale  $m_{\tilde{g}}$ . Only the logarithmic RGE effects have been considered, neglecting the possible threshold effects at the gluino mass scale. Since the effective theory does not contain gluinos, only the contributions from the gluon have to be taken into account. In [22], they showed that the effective description (6) approximates the full one-loop computation to within 2 – 5% for large enough gluino masses ( $m_{\tilde{g}} \gtrsim 1 \text{ TeV}$ ). The effects of the new logarithmic terms are more visible in the gaugino-like channels, where the Yukawa couplings play no role, and the bulk of the corrections corresponds to the log terms. In the higgsino-like channels their importance is less apparent.

Finally, a simple expression for the effective description of squark/chargino/neutralino couplings is given by [22, 23]:

$$\begin{aligned}g^{\text{eff}}(Q) &= g \left( \frac{\alpha_s(Q)}{\alpha_s(m_{\tilde{g}})} \right)^{\frac{2}{\beta_0}} \simeq g \left( 1 - \frac{\alpha_s(Q)}{\pi} \log \frac{Q}{m_{\tilde{g}}} \right), \\ \tilde{\lambda}_{b,t}^{\text{eff}}(Q) &= \lambda_{b,t}^{\text{eff}}(Q) \left( \frac{\alpha_s(Q)}{\alpha_s(m_{\tilde{g}})} \right)^{\frac{-2}{\beta_0}} \simeq \lambda_{b,t}^{\text{eff}}(Q) \left( 1 + \frac{\alpha_s(Q)}{\pi} \log \frac{Q}{m_{\tilde{g}}} \right),\end{aligned}\tag{6}$$

where  $\beta_0$  is the QCD  $\beta$ -function and  $\lambda^{\text{eff}}(Q)$  are the effective Yukawa couplings, Eq. (3). Then, the effective description of squark interactions consist of replacing the tree-level quark masses and/or gaugino and higgsino couplings in Eq. (2) by the effective couplings as giving above, Eq. (6).

After introducing these expressions in computer codes as **MadGraph**, a good description for squark decays into charginos and neutralinos is accomplished, and then we are able to compute any physical processes involving these vertices, including the leading radiative corrections.

### 3 New physics $t\bar{t}$ observables

It is known that by studying the final states with top quarks at the LHC and measuring the top-quark polarization we are able to differentiate the allowed MSSM scenarios. One possible scenario to explore is the case of the production of two top-squarks decaying into neutralinos and tops,  $pp \rightarrow \tilde{t}_i \tilde{t}_i^* \rightarrow t\bar{t}\chi\chi$ , where  $\chi$  stands for  $\tilde{\chi}_1^0, \tilde{\chi}_2^0$  and  $\tilde{t}_i$  for  $\tilde{t}_1, \tilde{t}_2$ .

The resulting polarization of the top quark coming from the top-squark decays,  $\mathcal{P}_t$ , reads as [48]:

$$\mathcal{P}_t = \frac{[(A_{-\alpha i}^{(t)})^2 - (A_{+\alpha i}^{(t)})^2]f_1}{(A_{-\alpha i}^{(t)})^2 + (A_{+\alpha i}^{(t)})^2 - 2A_{-\alpha i}^{(t)}A_{+\alpha i}^{(t)}f_2}, \quad (7)$$

where  $f_{1,2}$  are pure kinematic factors given by

$$f_1 = m_t \frac{p_\chi \cdot s_t}{p_t \cdot p_\chi}, \quad f_2 = m_t \frac{m_\chi}{p_t \cdot p_\chi}, \quad (8)$$

with  $m_t$ ,  $p_t$  and  $s_t$  denoting the top mass, momentum and longitudinal spin vector, respectively, and  $p_\chi$  and  $m_\chi$  the neutralino momentum and mass, and  $A_{\pm\alpha i}^{(t)}$  are the neutralino couplings defined in Eq.(2). In the rest frame of the decaying particle these factor reduce to

$$f_1 = \frac{\lambda^{\frac{1}{2}}(m_t^2, m_t^2, m_\chi^2)}{m_t^2 - m_t^2 - m_\chi^2}, \quad f_2 = \frac{2m_t m_\chi}{m_t^2 - m_t^2 - m_\chi^2} \quad (9)$$

and  $\lambda(x, y, z) = x^2 + y^2 + z^2 - 2xy - 2yz - 2xz$ . By means of these expressions the polarization of the top quarks can be calculated at tree level and also in the effective approximation of squark interactions.

The measured particle assessing top-quark polarization is the electron coming from the semi-leptonic decay of the  $W$  boson from  $t \rightarrow bW \rightarrow b\ell\nu_\ell$  [42, 82–84]. The top-quark polarization enters the lepton angular distribution in the following way [83]

$$\frac{1}{\Gamma_l} \frac{d\Gamma_l}{d\cos\theta_l} = \frac{1}{2}(1 - \beta_t^2)(1 - \mathcal{P}_t\beta_t) \frac{1 + \frac{\mathcal{P}_t - \beta_t}{1 - \mathcal{P}_t\beta_t} \cos\theta_l}{(1 - \beta_t \cos\theta_l)^3}, \quad (10)$$

where  $\theta_l$  is the angle between the top-quark and the lepton directions in the laboratory frame, and  $\beta_t$  is the top-quark velocity:

$$\beta_t = \frac{|p_t|}{E_t}, \quad (11)$$

being  $E_t$  the total energy of the top quark. The effects from original top-quark polarization,  $\mathcal{P}_t$ , are entangled with the boost in the form of an effective polarization [83]

$$\mathcal{P}_t^{\text{eff}} = \frac{\mathcal{P}_t - \beta_t}{1 - \mathcal{P}_t\beta_t}. \quad (12)$$

To measure the top-quark polarization one can define an asymmetry in  $\theta_l$ . Because the  $\theta_l$  distribution is non-symmetric, one has the freedom to define asymmetries with respect to different angles, for example [45]

$$A_{\theta_l} = \frac{\sigma(\theta_l < \pi/4) - \sigma(\theta_l > \pi/4)}{\sigma(\theta_l < \pi/4) + \sigma(\theta_l > \pi/4)}, \quad (13)$$

where  $\sigma$  is the integrated cross-section.

Another option to characterize the asymmetry is using the azimuthal angle. We define the following axes system: the  $\hat{z}$ -axis is defined by the proton direction, and the  $\hat{x} - \hat{z}$  plane is defined by the top-quark direction and the  $\hat{z}$ -axis, then  $\phi_l$  is the azimuthal angle of the lepton in this system. Because at the LHC the initial state has identical particles, the  $\hat{z}$ -axis can point in the direction of either proton, and it is not possible to distinguish between  $\phi_l$  and  $2\pi - \phi_l$  [48]. We can relate  $\theta_l$  to  $\phi_l$  by using the spherical angles coordinates in this axes system: the top-quark angular variables are  $(\hat{\theta}_t, \hat{\phi}_t = 0)$  and the lepton ones are  $(\hat{\theta}_l, \hat{\phi}_l = \phi_l)$ , then:

$$\cos \theta_l = \cos \hat{\theta}_t \cos \hat{\theta}_l + \sin \hat{\theta}_t \sin \hat{\theta}_l \cos \phi_l, \quad (14)$$

in this way the lepton distribution (10), after integrating over  $\hat{\theta}_t$  and  $\hat{\theta}_l$ , picks up a  $\phi_l$  dependence. We define then the asymmetry [45]

$$A_{\phi_l} = \frac{\sigma(\cos \phi_l > 0) - \sigma(\cos \phi_l < 0)}{\sigma(\cos \phi_l > 0) + \sigma(\cos \phi_l < 0)}, \quad (15)$$

where  $\sigma$  is the integrated cross-section.

Besides,  $\beta_t$ ,  $A_{\phi_l}$  and  $A_{\theta_l}$ , there are other top-quark-wise observables characterizing the events, such as:

$$z = \frac{E_b}{E_t}, \quad (16)$$

$$u = \frac{E_l}{E_l + E_b}. \quad (17)$$

The ratios  $z$  and  $u$ , with  $E_t$ ,  $E_b$  and  $E_l$  being the lab-frame energies of the top-quark, and the bottom-quark and the lepton coming from its decay, respectively, are sensitive to the top-quark polarization when the top-quarks are highly boosted [85]. The distributions of these variables can be explored using the **MadGraph** implementation containing the effective squark approximation [23], allowing us to acknowledge whether top-quark polarization observables are sensitive to the effective approximation of squark interactions. It worth mentioning that for our new physics scenario the top-quark polarization is further affected by the underlying event kinematics: our top-quark came from an already boosted system, the squark. Thus, the resulting top-quark polarization has a dependence on the squark boost [45].

Finally, it is known that the top-quark production at the Tevatron is dominated by the  $q\bar{q}$  annihilation, hence the charge asymmetry will be reflected not only in the partonic rest frame but also in the center of mass system of proton and antiproton. The situation is more complex for proton-proton collisions at the LHC, where no preferred direction is at hand in the laboratory frame, thus lacking a natural definition for the charge asymmetry given the symmetric nature of the incoming protons. However, the parton distributions inside the protons are not symmetric for quarks (mainly valence quarks) and antiquarks (all sea quarks), meaning quarks usually carry more momentum than antiquarks. For a positive (negative) charge asymmetry in  $q\bar{q} \rightarrow t\bar{t}$  events, the top-quark (top-antiquark) is more likely to be produced in the direction of the incoming quark in the  $t\bar{t}$  rest frame, resulting in a broader (narrower) rapidity distribution of top-quarks than of top-antiquarks in the laboratory frame. The difference in the absolute values of the rapidities ( $y$ ) of the top-quarks and antiquarks,  $\Delta|y_t| = |y_t| - |y_{\bar{t}}|$ , is therefore a suitable observable to measure the  $t\bar{t}$  charge asymmetry. Several processes beyond the SM can alter this asymmetry [35, 56, 86–93], either with vector



or axial vector couplings or via interference with the SM. Hence the measurement of the charge asymmetry provides a useful tool to test for the presence of new physics that would be hidden in the  $t\bar{t}$  invariant mass ( $m_{t\bar{t}}$ ) spectrum.

The charge asymmetry in  $t\bar{t}$  production at the LHC can be defined as follows:

$$A_C^{t\bar{t}(l^+l^-)}(\xi) = \frac{N(\Delta|\xi| > 0) - N(\Delta|\xi| < 0)}{N(\Delta|\xi| > 0) + N(\Delta|\xi| < 0)}, \quad (18)$$

where  $\Delta|\xi| = |\xi_{t(l^+)}| - |\xi_{\bar{t}(l^-)}|$  and  $\xi$  is  $\eta$  or  $y$ , the pseudo-rapidity ( $\eta = -\log \tan \frac{\theta}{2}$ ) or rapidity ( $y = \frac{1}{2} \ln \frac{E+p_z}{E-p_z}$ ) of top-quarks and its semi-leptonic decay products, respectively. Ref. [37] argued that since most of the charge asymmetry is concentrated at large rapidities, the statistical significance of any measurement will be enhanced, if the sample is restricted to larger rapidities. Therefore, a complementary asymmetry is defined by:

$$A_{t\bar{t}}(Y_{\text{cut}}) = A_C^{t\bar{t}}(y) = \frac{N(|y_t| > |y_{\bar{t}}|) - N(|y_{\bar{t}}| > |y_t|)}{N(|y_t| > |y_{\bar{t}}|) + N(|y_{\bar{t}}| > |y_t|)} \text{ with } \frac{|y_t + y_{\bar{t}}|}{2} > Y_{\text{cut}}. \quad (19)$$

Moreover, a kinematic cut on

$$\beta_{z,t\bar{t}} = \frac{|p_z^t + p_z^{\bar{t}}|}{E^t + E^{\bar{t}}} \quad (20)$$

can be used to enlarge the fraction of  $q\bar{q}$  events,  $\sigma(q\bar{q})$ , contained in the total cross-section,  $\sigma_{\text{total}} = \sigma(q\bar{q}) + \sigma(gg)$  (see, for example [69]).

These asymmetries have been measured at the  $\sqrt{s} = 7$  TeV LHC. The SM prediction for them is around  $\sim 10^{-2}$  [37]. Current LHC experiments are not sensitive enough to measure a non-null asymmetry, their results being compatible with the SM and zero at one standard deviation:

$$\begin{aligned} A_C^{t\bar{t}} &= 0.006 \pm 0.010 \quad [54], \\ &= -0.010 \pm 0.019 \quad [55], \\ &= 0.018 \pm 0.022 \quad (m_{t\bar{t}} > 600 \text{ GeV}) \quad [54], \\ &= 0.011 \pm 0.018 \quad (\beta_{z,t\bar{t}} > 0.6) \quad [55], \\ A_{t\bar{t}}(Y_{\text{cut}} = 0.7) &= 0.015 \pm 0.025 \quad [54]. \end{aligned}$$

The leptonic asymmetries are also compatible with zero but at two standard deviations:

$$\begin{aligned} A_C^{l^+l^-} &= 0.023 \pm 0.014 \quad [53], \\ &= 0.009 \pm 0.012 \quad [55]. \end{aligned}$$

The new physics models trying to explain the deviation found at Tevatron must have the complementary check against LHC measured asymmetries.

## 4 Numerical analysis

We present the numerical analysis for fixed values of the SUSY parameters and make plots by changing one parameter at a time. However, we stress that our programs are able to perform computations for any MSSM parameter space point and they admit SLHA [94] input for easy



Parameter	Description	Present
$G_F$	Fermi constant	$1.1663787 \times 10^{-5} \text{ GeV}^{-2}$
$1/\alpha_{em}(m_Z)$	Inverse of Electromagnetic coupling constant	137.035999074
$\alpha_s(m_Z)$	Strong coupling constant	0.1184
$m_{top}$	top-quark mass	173.5 GeV
$m_b^{\overline{MS}}$	bottom-quark mass	4.18 GeV
$m_Z$	Z boson mass	91.1876 GeV
$m_W$	W boson mass	80.385 GeV

Table 1: Parameters of the Standard Model as in [1].

interaction with other programs/routines. For the SM parameters<sup>1</sup> we use those given in [1], listed in table 1. For the SUSY parameters, we choose four different scenarios summarized in table 2. Here  $M_1$  and  $M_2$  are the  $U(1)$  and  $SU(2)$  gaugino mass parameters; respectively,  $m_{\tilde{g}}$  is the gluino mass,  $A_f (f = t, b, \tau)$  denotes the trilinear Higgs-quark coupling,  $\mu$  is the higgsino mass parameter,  $M_A$  is the pseudoscalar mass,  $\tan \beta$  is the ratio between the Higgs fields vacuum expectation values and the last six rows correspond with the soft-SUSY breaking parameters in the squark sector. On one side, because of the comparison with previous results and for illustrative purposes, we choose a parameter set defined as *Def* [23]. This scenario has been largely explored in the above reference within a very good accuracy of the effective approximation, namely that the effective approximation provides a good description of the radiative-corrected squark partial decay widths if the gluino mass is heavier than the top-squark mass. On the other side, SUSY parameters are chosen from a modification of the  $m_{max}^h$  scenario as in [96] with negative trilinear couplings (*mod*<sup>-</sup>), and the model 100267 from [97] (*pMSSM*<sup>c</sup>). Finally, we define a new scenario with relatively small masses for the squarks of the third generation in order to provide a scenario with top-squarks capable of being produced in the next run of the LHC and compatible with the effective approximation used along this work. We denote this parameter choice *LS* in our numerical analysis, corresponding with a scenario with *light squark*. Even if we present the input parameters for all the scalar sector, we restrict ourselves in the numerical analysis to the case of third generation squarks. With these input parameters, the central values for the physical SUSY particle masses are given in table 3.

At present the ATLAS and CMS collaborations have already put some stringent limits [98–105] on the masses of gluino and squarks, specially of the first and second generations. Our top-squark mass parameter choices are larger than the excluded ones, moreover the exclusion limits would be loosened by allowing the existence of several decay channels for the top squark. Besides, since we are interested in the effective description of squark interactions, the gluino mass is chosen preferably large to enhance the effects of the logarithmic terms. Note also that if the gluino decay channel is open, it will be the dominant decay channel for squarks, rendering the chargino/neutralino channels phenomenologically irrelevant. Therefore our region of interest is:

$$m_{\tilde{g}} + m_q > m_{\tilde{q}} . \quad (21)$$

The analysis of the accuracy of the effective approximation was performed in [22], using the pa-

<sup>1</sup>The most recent value for the top-quark mass is  $173 \pm 0.3 \pm 0.7$  GeV (value  $\pm$  stat  $\pm$  syst) [95]. This value is very close to the ones used in this work and it has no any consequence in our results.

Parameter	<i>Def</i>	<i>mod</i> <sup>−</sup>	<i>pMSSM</i> <sup>c</sup>	<i>LS</i>
$M_1$	95.6	95.6	1018	310.9
$M_2$	200	200	2462	650
$m_{\tilde{g}}$	3000	1500	3368	3000
$A_t$	1630	-1890	3793	1700
$A_b$	1630	-1890	-1285	1700
$A_\tau$	1630	-1890	3827	0
$\mu$	300	200	1911	800
$\tan \beta$	10	20	43.02	10
$M_A$	500	700	3002	495.5
$M_{\tilde{L}_{1,2}}$	1000	500	1115	1000
$M_{\tilde{L}_3}$	1000	1000	1086	1000
$M_{\tilde{E}_{1,2}}$	1000	500	2554	1000
$M_{\tilde{E}_3}$	1000	1000	2408	1000
$M_{\tilde{q}_{1,2}}$	800	1500	1100	1000
$M_{\tilde{q}_3}$	800	1000	1624	700
$M_{\tilde{U}_{1,2}}$	1000	1500	2604	1000
$M_{\tilde{U}_3}$	1000	1000	2829	1000
$M_{\tilde{D}_{1,2}}$	1000	1500	3156	1000
$M_{\tilde{D}_3}$	1000	1000	3024	1000

Table 2: SUSY parameters for the MSSM scenarios: *Def* [23], *mod*<sup>−</sup> [96], model 100267 [97] (*pMSSM*<sup>c</sup>) and *LS*. Masses and trilinear couplings are in GeV.

Masses	<i>Def</i>	<i>mod</i> <sup>−</sup>	<i>pMSSM</i> <sup>c</sup>	<i>LS</i>
$m_{\tilde{g}}$	3000	1500	3368	3000
$m_{\tilde{t}_1}$	718.8	835.7	1609	626.9
$m_{\tilde{t}_2}$	1086	1165	2848	1074
$m_{\tilde{\chi}^0}$	91.7, 176.3 - 334.6	87.9, 151.4 - 266.4	1017, 1906-2469	309.3, 629.5 - 824.6
$m_{\tilde{\chi}^+}$	175.3, 334.9	147.5 - 266.8	1905, 2469	629.3, 824.2
$m_h$	125.3	127.1	127.8	125.6

Table 3: Masses of SUSY particles, in GeV.

parameter set *Def* as an example. We have additionally checked that the same conclusions hold for the MSSM scenarios analyzed in the present work, namely that the effective approximation provides a good description of the radiative-corrected partial decay widths, if the gluino mass is heavier than the top-squark mass ( $m_{\tilde{g}} \gtrsim 1000$  GeV). We have also checked that our SUSY parameters sets are compatible with present values of the Higgs boson mass [2, 3]. We use a self-coded routine containing the expressions of [106] for the computation of the Higgs boson mass at two-loop level. The results for the mass of the lightest CP-even Higgs boson mass for each scenario are also included in table 3.

Our aim is the phenomenological analysis of the MSSM contributions to the top-quark charge asymmetries and top-quark polarization at the LHC. In particular, we concentrate

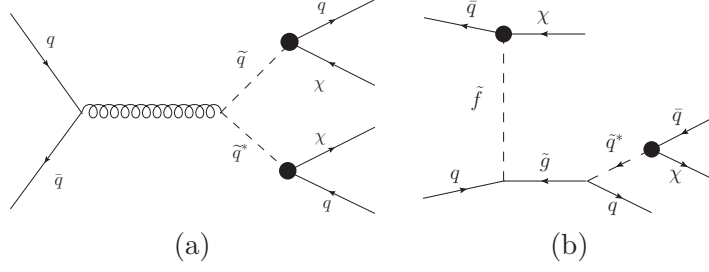


Figure 1: Generic Feynman diagrams contributing to  $\sigma(q\bar{q} \rightarrow (q\chi)(\bar{q}\chi))$  **(a)** double resonant diagrams **(b)** single resonant diagrams.

in the contributions coming from the decays of the top-squarks ( $\tilde{t}_1$  and  $\tilde{t}_2$ ) into top quarks plus missing energy, both at tree level and at one-loop order. Figure 1 shows the generic Feynman diagrams contributing the most to  $\sigma(q\bar{q} \rightarrow (q\chi)(\bar{q}\chi))$ . Here  $\tilde{f}$  denotes the squarks of the first and the second generations. Left panel of figure 1 includes the generic double resonant diagrams ( $\sigma(q\bar{q} \rightarrow \tilde{q}_a \tilde{q}_a^* \rightarrow (q\chi)(\bar{q}\chi))$ ) and the right panel shows the single resonant diagrams. Regarding the simulation procedure, we have generated 5 millions of events, by means of **MadGraph**, for each one of the four SUSY scenarios described in table 2 and also 5 millions of events for the  $t\bar{t}$  SM background, computed at NLO.

First of all, we have computed the top-squark partial decay widths in each scenario, focusing on reactions where both  $\tilde{t}_1$  and  $\tilde{t}_2$  decay into a top-quark and the lightest neutralino  $\tilde{\chi}_1^0$ . Results for all the branching ratios at tree level are presented in table 4. Note that the more convenient MSSM scenarios for our purpose are  $pMSSM^c$  and  $LS$ . In these two cases  $\text{BR}(\tilde{t}_1 \rightarrow t\tilde{\chi}_1^0)$  is maximal, the other  $\tilde{t}_1$  decays channels being closed. For  $\tilde{t}_2$  all decays channels are open being  $\text{BR}(\tilde{t}_2 \rightarrow X)$  ( $X \equiv \tilde{t}_1 h, \tilde{t}_1 Z^0, \tilde{b}_1 W^+$ ) maximal. In the *Def* and *mod*<sup>-</sup> scenarios there exist other allowed decay channels for the top-squarks and the  $\tilde{t}_{1,2} \rightarrow t\tilde{\chi}_1^0$  are suppressed. However, we choose these two other MSSM sets to have a more complete phenomenological analysis and to arrive to general conclusions.

The SUSY-QCD contributions we are interested in are

$$pp \rightarrow t\bar{t}\tilde{\chi}_1^0\tilde{\chi}_1^0 \rightarrow b\bar{b}l\nu_l l'\nu_{l'}\tilde{\chi}_1^0\tilde{\chi}_1^0, \quad (22)$$

where  $p$  implies  $g, u, d, s, c$  initial states and  $l$  resume  $e$  and  $\mu$  leptons. Besides, leptons in the final state appear only as product of the top-quark decay chain  $t \rightarrow bW \rightarrow b\nu_l$ . We apply kinematic cuts on the transverse momentum  $p_T$  and pseudo-rapidity  $\eta$  of the final leptons and  $b$  quarks, being  $p_T > 20$  GeV and  $|\eta| < 2.5$ .

Relative deviation,  $\delta$  in %, of any quantity,  $R$ , is calculated as:

$$\delta = \frac{R^{\text{eff}} - R^{\text{tree}}}{R^{\text{tree}}} \times 100. \quad (23)$$

Table 5 shows the results for the cross section  $\sigma(pp \rightarrow b\bar{b}l l' + E_T^{\text{miss}})$  in pb both in the SM ( $E_T^{\text{miss}} = \nu_l \nu_{l'}$ ) and in the MSSM ( $E_T^{\text{miss}} = \nu_l \nu_{l'} \tilde{\chi}_1^0 \tilde{\chi}_1^0$ ) at the  $\sqrt{s} = 14$  TeV LHC. We use **MadGraph** for the computation. The values of the cross section are given in each scenario both at tree level and in the effective approximation. Besides, the results for the fraction of surviving events above certain cut on  $p_T^{\text{miss}}$  defined as  $p_T^{\text{miss}} = \sum_{i=\nu_l, \tilde{\chi}_1^0} p_T^i$  are presented in the last two columns.  $\kappa$  is the fraction of events surviving a giving cut on  $p_T^{\text{miss}}$ . As

Branching ratio	<i>Def</i>	<i>mod</i> <sup>-</sup>	<i>pMSSM</i> <sup>c</sup>	<i>LS</i>
BR( $\tilde{t}_1 \rightarrow t\tilde{\chi}_1^0$ )	0.011	0.057	1	1
BR( $\tilde{t}_1 \rightarrow t\tilde{\chi}_2^0$ )	0.073	0.148	0	0
BR( $\tilde{t}_1 \rightarrow t\tilde{\chi}_3^0$ )	0.186	0.296	0	0
BR( $\tilde{t}_1 \rightarrow t\tilde{\chi}_4^0$ )	0.352	0.058	0	0
BR( $\tilde{t}_1 \rightarrow b\tilde{\chi}_1^+$ )	0.125	0.385	0	0
BR( $\tilde{t}_1 \rightarrow b\tilde{\chi}_2^+$ )	0.251	0.056	0	0
BR( $\tilde{t}_2 \rightarrow t\tilde{\chi}_1^0$ )	0.030	0.010	0.029	0.030
BR( $\tilde{t}_2 \rightarrow t\tilde{\chi}_2^0$ )	0.048	0.045	0.051	0.019
BR( $\tilde{t}_2 \rightarrow t\tilde{\chi}_3^0$ )	0.151	0.146	0.054	0.041
BR( $\tilde{t}_2 \rightarrow t\tilde{\chi}_4^0$ )	0.071	0.194	$\sim 10^{-5}$	0.008
BR( $\tilde{t}_2 \rightarrow b\tilde{\chi}_1^+$ )	0.107	0.028	0.109	0.048
BR( $\tilde{t}_2 \rightarrow b\tilde{\chi}_2^+$ )	0.139	0.258	$\sim 10^{-5}$	0.042
BR( $\tilde{t}_2 \rightarrow X$ )	0.454	0.319	0.757	0.812

Table 4: Branching ratios of  $\tilde{t}_{1,2}$  decays for different MSSM scenarios, at tree level.  $\tilde{t}_2 \rightarrow X$  stands for the sum of branching of all other possible  $\tilde{t}_2$  decay channels.

	$\sigma(pp \rightarrow b\bar{b}ll' + E_T^{\text{miss}})[\text{fb}]$		$\kappa_{p_T^{\text{miss}} > 200 \text{ GeV}}$		$\kappa_{p_T^{\text{miss}} > 300 \text{ GeV}}$	
SM	$18.1 \times 10^3$		$1.02 \times 10^{-2}$		$1.62 \times 10^{-3}$	
MSSM	Tree	Eff	Tree	Eff	Tree	Eff
<i>Def</i>	$2.39 \times 10^{-4}$	$4.52 \times 10^{-4}$	0.76	0.75	0.55	0.53
<i>mod</i> <sup>-</sup>	$2.32 \times 10^{-3}$	$3.26 \times 10^{-3}$	0.79	0.79	0.59	0.59
<i>pMSSM</i> <sup>c</sup>	$2.76 \times 10^{-3}$	$2.76 \times 10^{-3}$	0.81	0.81	0.62	0.62
<i>LS</i>	2.72	2.77	0.40	0.40	0.12	0.12

Table 5: Cross section of  $pp \rightarrow b\bar{b}ll' + E_T^{\text{miss}}$  in the SM ( $E_T^{\text{miss}} = \nu_l\nu_{l'}$ ) and in the MSSM ( $E_T^{\text{miss}} = \nu_l\nu_{l'}\tilde{\chi}_1^0\tilde{\chi}_1^0$ ) for studied SUSY scenarios at the  $\sqrt{s} = 14 \text{ TeV}$  LHC.  $\kappa$  is the fraction of events surviving a giving cut on  $p_T^{\text{miss}}$ .

expected, the cross-section in all the MSSM scenarios is suppressed with respect to the SM one. The values of the MSSM cross-section are between 2 fb and  $10^{-4}$  fb, depending on the SUSY parameter choice. Clearly, the most promising scenario for this analysis is *LS*, having a maximum value for the cross-section of about 2 fb. The radiative corrections can be large in some scenarios. For example, the relative deviation  $\delta$  between the tree-level calculation and the effective results is around 89% and 40% in the *Def* and *mod*<sup>-</sup> scenarios, respectively. However, the situation change drastically for the other two scenarios, being the above relative deviation equal or less than 1%.

We complete the analysis presenting the results for  $\sqrt{s} = 14 \text{ TeV}$  and  $\mathcal{L} = 300 \text{ fb}^{-1}$ , the anticipated integrated luminosity that will be delivered by LHC in its first 10 years of life [107], or  $\mathcal{L} = 1000 \text{ fb}^{-1}$  for the high-luminosity LHC (HL-LHC) [108]. The *LS* scenario has the best signal to background relations of all the scenarios presented in this work and its expected signal significances for the highest cut on  $p_T^{\text{miss}}$  are shown in table 6. There are some recent works very useful to identify *K*-factors that could be applied to the MSSM cross sections: a *K*-factor of 1.25-1.3 [109] can be estimated at NLO for top-squark production at the LHC [109–113] and

<i>LS</i> signal significances		
Significances	$\mathcal{L} = 300 \text{ fb}^{-1}$	$\mathcal{L} = 1000 \text{ fb}^{-1}$
$S/B$	0.014	0.014
$S/\sqrt{B}$	1.39	2.54
$S/\sqrt{S+B}$	1.38	2.53
$S/\sqrt{B + (0.2B)^2}$	0.07	0.07

Table 6: Signal significances for the *LS* scenario, with  $S = \sigma_S \mathcal{L}$  and  $B = \sigma_B \mathcal{L}$ .

a  $K$ -factor of 1.8 [114] at next-to-next-to-leading-logarithmic (NNLL) accuracy [114–120] over the NLO cross section, resulting in an overall  $K$ -factor of 1.4, which has been considered for the calculations in table 6. We have also to take into account the  $K$ -factors for the SM which can be extracted from the well-known NNLO+NNLL QCD corrections to  $t\bar{t}$  production [121–125], estimating an approximate  $K$ -factor of 1.1. The results for the HL-LHC in table 6 are close to the lower limits of signal observation (around 3) and whilst they could be improved somehow if one applies some more cuts optimized to reduce the SM contribution, like a cut on the top-quark polarizations, it seems difficult to increase sufficiently the signal significances to achieve values near 5, considered as the signal discovery.

In that sense, in order to try to find scenarios with more promising signal significances, one can imagine simplified models [126–131] with only one neutralino and one stop at low energies, whose masses should be much lighter than in the four scenarios considered in this work. One example of this kind of simplified models could be a modified *LS* scenario with  $M_1 = 100 \text{ GeV}$  and  $M_{\tilde{g}_3} = 375 \text{ GeV}$ . This choice of soft-SUSY breaking parameters would give rise to a supersymmetric spectrum with  $m_{\tilde{\chi}_1^0} = 99.3 \text{ GeV}$  and  $m_{\tilde{t}_1} = 310 \text{ GeV}$ . In this case,  $\text{BR}(\tilde{t}_1 \rightarrow t\tilde{\chi}_1^0) = 1$  and then we would obtain  $\sigma(pp \rightarrow \tilde{t}_1\tilde{t}_1 \rightarrow b\bar{b}l'l' + E_T^{\text{miss}}) \sim 150 \text{ fb}$  at  $\sqrt{s} = 14 \text{ TeV}$ . If we consider a similar fraction of surviving events around 10% after applying cuts on  $p_T^{\text{miss}}$  as in table 5 for the *LS* scenario, the resulting cross section would be  $\sim 15 \text{ fb}$ . Taking into account the  $K$ -factors mentioned above for the SM background and the MSSM scenarios, the expected signal significances for this simplified model would be  $S/B \sim 0.7$  (clearly larger than  $\mathcal{O}(10\%)$  which is considered as the minimum value to have an observable signal) and  $S/\sqrt{B + (0.2B)^2} \sim 3.4$  for both total integrated luminosities of  $300 \text{ fb}^{-1}$  and  $1000 \text{ fb}^{-1}$ . These significances would really improve the results of table 6 and show what class of scenarios could be testable at the LHC performing these search strategies, which are out of the scope of this work. Anyway, the effects of the effective squark approximation presented and used here are practically negligible for this kind of simplified models, depending on the SUSY parameter space.

#### 4.1 Top-quark charge asymmetries

As widely argued in the literature,  $t\bar{t}$  charge asymmetries could appear in proton-proton collisions at the LHC (see for example [62] and references therein). In order to investigate them, we consider the cut-independent charge asymmetries defined by Eq. (18), which are being used in current analysis by ATLAS [54] and CMS [55]. Both experiments are reporting charge asymmetries compatible with a zero value and consistent with the SM expectations. In table 7 we present our results for the top-quark charge asymmetries, calculated from Eq. (18), as a function of particle rapidity ( $y$ ) and the pseudo-rapidity ( $\eta$ ) at  $\sqrt{s} = 14 \text{ TeV}$ . Results

	$\beta_{z,t\bar{t}} > 0 (\beta_{z,t\bar{t}} > 0.6)$					
	$100 \times A_C^{t\bar{t}}(y)$		$100 \times A_C^{t\bar{t}}(\eta)$		$100 \times A_C^{l^+l^-}(y)$	
SM $pp \rightarrow t\bar{t}$	0.229(0.275)		0.307(0.350)		0.195(0.214)	
$pp \rightarrow t\bar{t}\chi_1^0\chi_1^0$	Tree	Eff	Tree	Eff	Tree	Eff
<i>Def</i>	0.354(0.413)	0.191(0.152)	0.508(0.582)	0.332(0.269)	0.334(0.416)	0.202(0.141)
<i>mod</i> <sup>-</sup>	0.196(0.165)	0.167(0.237)	0.364(0.384)	0.293(0.437)	-0.371(-0.881)	-0.316(-0.637)
<i>pMSSM</i> <sup>c</sup>	0.052(-0.069)	-0.003(-0.017)	0.059(-0.057)	-0.001(0.018)	-0.008(-0.114)	-0.026(-0.122)
LS	0.013(0.033)	-0.028(-0.017)	0.004(-0.031)	-0.050(-0.068)	0.004(0.001)	-0.060(-0.047)

Table 7: Top-quark charge asymmetries as a function of the rapidity ( $y$ ) and the pseudo-rapidity ( $\eta$ ), in %, for the SM and the MSSM scenarios for  $\beta_{z,t\bar{t}} > 0$  ( $\beta_{z,t\bar{t}} > 0.6$ ) at the  $\sqrt{s} = 14$  TeV LHC.

are given for the SM in  $pp \rightarrow t\bar{t}$  channel and for all the four SUSY scenarios defined in the previous section. It is important to remark here that the asymmetries are computed for one model at a time, with the denominators at the same order as the numerators<sup>2</sup>. Our SM values are computed using a NLO approximation as included in **MadGraph** [132], they are meant for the comparison to the MSSM predictions. At this point we want to emphasize that a detail understanding of the decay processes and experimental cuts in both models will be necessary to combine NLO level computations in a consistent way. We only focused here on the impact of the effective corrections on top-quark charge asymmetries in several MSSM scenarios and we compare their results with the SM predictions. Our computations are done without any cut on the  $z$ -component of  $t\bar{t}$ -system velocity,  $\beta_{z,t\bar{t}}$ , and with a kinematic cut on  $\beta_{z,t\bar{t}}$ , requiring  $\beta_{z,t\bar{t}} > 0.6$  (results within brackets of table 7), which defines a region of phase space where the physics beyond the SM effects on the asymmetry may be enhanced [69]. All the MSSM predictions, both at tree level and in the squark effective description approximation, are close to the SM ones, being the *Def* and *mod*<sup>-</sup> scenarios the most compatible ones with the SM predictions. As expected the  $\beta_{z,t\bar{t}} > 0.6$  cut increases the values of the asymmetries in most of the cases. The results for the top-quark charge asymmetries are also sensitive to the inclusion of radiative corrections through the analysis of the effective approximations. For the case of *Def* (*mod*<sup>-</sup>) scenario, when  $\beta_{z,t\bar{t}} > 0.6$ , the relative deviation  $\delta$  is about  $-63\%$  ( $43\%$ ) for  $A_C^{t\bar{t}}(y)$ ,  $-53\%$  ( $13\%$ ) for  $A_C^{t\bar{t}}(\eta)$  and  $-66\%$  ( $-0.28\%$ ) for  $A_C^{l^+l^-}(y)$ . Therefore, the top-quark asymmetries decrease strongly when radiative corrections are included in the case of the *Def* set but, contrary, in the *mod*<sup>-</sup> scenario the situation changes a bit increasing the values of  $A_C^{t\bar{t}}$  whilst  $A_C^{l^+l^-}(y)$  decreases. In the other two scenarios, *pMSSM*<sup>c</sup> and *LS*, the results of the deviations are compatible with zero. However, the radiative corrections can be also important, being  $\delta$   $-75\%$  for  $A_C^{t\bar{t}}(y)$  and  $7\%$  for  $A_C^{l^+l^-}(y)$  in the *pMSSM*<sup>c</sup> scenario, and around  $-100\%$  for  $A_C^{l^+l^-}(y)$  in the *LS* set. As a conclusion, the behavior of the top-quark asymmetries with the inclusion of the radiative corrections is strongly dependent on the SUSY scenarios, and it must be taken into account in phenomenological analysis.

Let's emphasize that the  $t\bar{t}$  charge asymmetry is a consequence of Feynman diagram interferences. Thus, it is necessary that at least two diagrams from the  $q\bar{q}$  channel contribute significantly, otherwise the asymmetry will be consistent with zero. Needless to say, all contributions from the  $gg$  channel, despite they interfere with each other, are symmetric, and

<sup>2</sup>The most precise current predictions for the cut-independent  $t\bar{t}$  asymmetries in the SM at the 14 TeV LHC are  $A_C^{t\bar{t}}(y) = 0.77 \times 10^{-2}$ ,  $A_C^{t\bar{t}}(\eta) = 0.59 \times 10^{-2}$  [37]. Our results are not comparable with the previous ones.



	$A_{t\bar{t}}(Y_{\text{cut}} > 0.7) \times 100$					
	$m_{t\bar{t}} > 2m_t$		$m_{t\bar{t}} < 450 \text{ GeV}$		$m_{t\bar{t}} > 450 \text{ GeV}$	
SM $pp \rightarrow t\bar{t}$	0.304		0.301		0.424	
$pp \rightarrow t\bar{t}\tilde{\chi}_1^0\tilde{\chi}_1^0$	Tree	Eff	Tree	Eff	Tree	Eff
<i>Def</i>	0.806	0.475	0.711	-0.195	0.792	0.509
<i>mod</i> <sup>-</sup>	0.339	0.290	-0.607	-0.422	0.387	0.331
<i>pMSSM</i> <sup>c</sup>	-0.011	0.077	0.295	-0.125	-0.055	0.081
LS	0.048	-0.039	-0.126	-0.144	0.079	0.048

Table 8: Top-quark charge asymmetries  $A_{t\bar{t}}(Y_{\text{cut}})$ , in %, for  $Y_{\text{cut}} > 0.7$  when  $m_{t\bar{t}} < 450 \text{ GeV}$  and  $m_{t\bar{t}} > 450 \text{ GeV}$  for the SM in  $pp \rightarrow t\bar{t}$  and MSSM scenarios at the  $\sqrt{s} = 14 \text{ TeV}$  LHC.

hence cancel when accounted in the calculation of Eq. (18).

First, we analyze the results for scenarios with the lowest values of the asymmetry: *pMSSM*<sup>c</sup> and *LS*. In these scenarios, at tree level, more than 99% of the  $q\bar{q}$  contributions to the total cross section comes from the double resonant diagrams as in figure 1a with  $\tilde{q} \rightarrow \tilde{t}_1$ . When using the effective approximation of squark interactions, the relative weight of  $q\bar{q}$  diagrams do not change and the mentioned diagram is by far kept as the leading one. Then, for these scenarios there is no chance of observing values of  $A_C^{t\bar{t}}$  differing from zero regardless the approximation used.

Second, the *mod*<sup>-</sup> scenario gives a positive asymmetry a bit larger than in the above two scenarios. In this case, the diagrams as in figure 1a with  $\tilde{q} \rightarrow \tilde{t}_1$  give a contribution of 43% (48%) to the  $q\bar{q}$  cross section at tree level (in the effective approximation). The contribution with  $\tilde{q} \rightarrow \tilde{t}_2$  is less than 1.5%. Correspondingly, a 45% (42%) of the  $q\bar{q}$  contribution is absorbed by diagrams as in figure 1b, being  $\tilde{q} \rightarrow \tilde{t}_1$  and  $\tilde{f} \rightarrow \tilde{f}_{1,2}$  the squarks of the first and the second generation. These squarks in the *mod*<sup>-</sup> scenario are degenerate and the physical masses are around 1.5 TeV thus enhancing the interference and, therefore, changing  $A_C^{t\bar{t}}$  towards values different from zero. In this scenario, the interference between  $\tilde{t}_1$  and  $\tilde{t}_2$  diagrams is small. Summarizing, the main interference comes from diagrams like in Figure 1b with the first and second generation of squarks in the internal line and the lightest top-squark.

Finally, the *Def* scenario also has a different behavior of the relative weights of the contributions to the  $q\bar{q}$  cross section. Diagrams of figure 1a with  $\tilde{q} \rightarrow \tilde{t}_{1,2}$  give a 75% (81%) of the total cross section of the  $q\bar{q}$  channel and split on 43% (55%) for the  $\tilde{t}_1$  and 32% (26%) for the  $\tilde{t}_2$  diagram at tree level (in the effective calculation). In this scenario the larger branching ratio of the decay  $\tilde{t}_2 \rightarrow t\tilde{\chi}_1^0$  in comparison to the branching ratio of the  $\tilde{t}_1 \rightarrow t\tilde{\chi}_1^0$  compensates the difference of each pair production cross section, allowing the interference between each other. Diagrams as in figure 1b with  $\tilde{f} \rightarrow \tilde{f}_1$  in the internal line contribute in about 15% (12%) to the  $q\bar{q}$  channel cross section, evenly split between  $\tilde{t}_1$  and  $\tilde{t}_2$  and hence interfering between each other as well. The diagrams with  $\tilde{f} \rightarrow \tilde{f}_2$  contributes less than a 0.5%. Therefore, the asymmetry values arises from the interference between the diagrams as in figure 1a and 1b with both squarks,  $\tilde{t}_1$  and  $\tilde{t}_2$ , and the lightest squark of the first and second generation. In summary, the reasons to explain asymmetry values different from zero in the MSSM are rather dependent on the SUSY parametrization chosen.

Since most of the charge asymmetries are focused on large rapidities [37], we also use the complementary definition of asymmetry on Eq. (19) in our analysis. Table 8 summarizes the



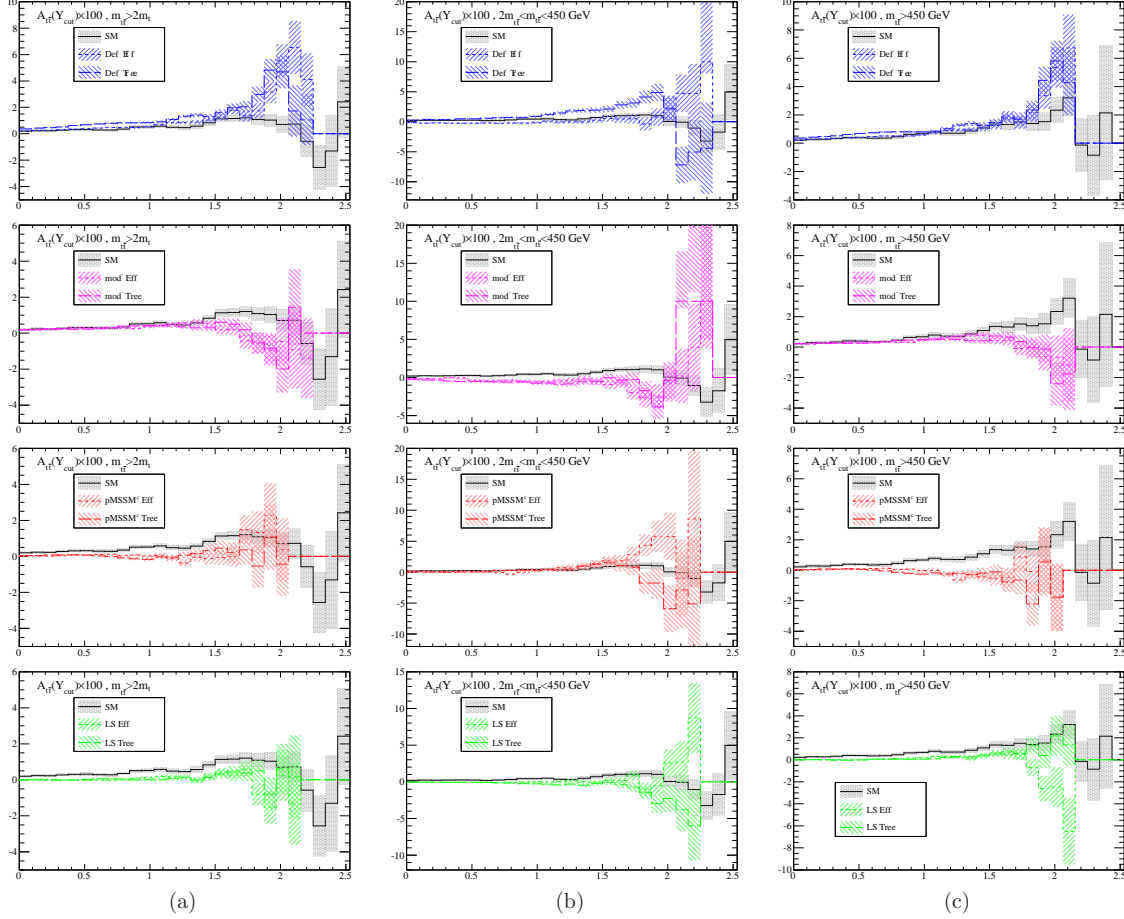


Figure 2:  $A_{t\bar{t}}(Y)$  vs.  $Y_{\text{cut}}$  for the SM and all SUSY scenarios: (a) in the whole range of  $m_{t\bar{t}}$ , (b) for  $m_{t\bar{t}} < 450$  GeV and (c) for  $m_{t\bar{t}} > 450$  GeV at the  $\sqrt{s} = 14$  TeV LHC.

results of  $A_{t\bar{t}}(Y_{\text{cut}})$  for the SM and our SUSY scenarios with  $Y_{\text{cut}} = 0.7$  and different cuts on  $m_{t\bar{t}}$ <sup>3</sup>. Recall that, by definition,  $A_{t\bar{t}}^{\text{tree}}(y)|_{\beta_{z,t\bar{t}} > 0} = A_{t\bar{t}}(Y_{\text{cut}} = 0)$ . We see clearly that the SM predictions are very dependent on the  $m_{t\bar{t}}$  cut, which enhances almost a factor of 1.5 the value of the asymmetry from  $m_{t\bar{t}} > 2m_t$  to  $m_{t\bar{t}} > 450$  GeV. *LS* and *pMSSM*<sup>c</sup> predictions also increase with the  $m_{t\bar{t}}$  cut, while *Def* and *mod*<sup>-</sup> ones hardly change. The MSSM scenario most compatible with the SM predictions is *mod*<sup>-</sup>, while *Def* presents results of the same order of magnitude but not so close to the SM ones. Clearly, for *pMSSM*<sup>c</sup> and *LS* scenarios the results are at least one order of magnitude smaller, but also consistent within the statistical uncertainties.

In order to find kinematic regions where the top-squark-pair production via  $q\bar{q}$  annihilation was comparable or even dominant over gluon fusion, and thus the charge asymmetry is capable to help in the search for SUSY, we show in figure 2 the behavior of the asymmetry  $A_{t\bar{t}}(Y_{\text{cut}})$  for all the four SUSY scenarios in comparison with the SM predictions, and for different values of the  $m_{t\bar{t}}$  cut. Each bin of this figure contains at least 0.01% of the total number of simulated events (500 events). Large values of  $Y_{\text{cut}}$  contain fewer events and are not shown.

<sup>3</sup>The current most precise prediction for  $A_{t\bar{t}}(Y_{\text{cut}} = 0.7)$  at the 14 TeV LHC are:  $0.75 \times 10^{-2}$  ( $m_{t\bar{t}} < 450$  GeV) and  $1.21 \times 10^{-2}$  ( $m_{t\bar{t}} > 450$  GeV) [37].

With this set up the largest statistical uncertainty is 4.5%. We can conclude the following statements for each scenario:

- *Def*: The tree and the effective approximation results are very similar in this scenario and both predictions are almost equal to the SM ones, specially for low values of  $Y_{\text{cut}}$ . The  $m_{t\bar{t}} > 450$  GeV cut shows similar results as the non-cut asymmetry.
- *mod<sup>-</sup>*: In this scenario there is no difference between  $m_{t\bar{t}} > 2m_t$  and  $m_{t\bar{t}} > 450$  GeV cuts. In both cases and for low values of  $Y_{\text{cut}}$ , the predicted asymmetry is close to the SM ones. For  $Y_{\text{cut}} > 1.5$ , the asymmetry becomes negative and could be distinguishable from the SM prediction. Again, the results with  $m_{t\bar{t}} < 450$  GeV are very different to the other two cuts, and we obtain very different results for the tree and the effective approximations, with the predictions of the latter very similar to the SM results.
- *pMSSM<sup>c</sup>*: All the predictions in this scenario, in both tree and effective approximations and for low values of  $Y_{\text{cut}}$ , are compatible with no asymmetries. The best region in order to try to distinguish this scenario from the SM is  $1.5 < Y_{\text{cut}} < 2.2$ , with  $m_{t\bar{t}} < 450$  GeV, in which the effective description provides a much larger asymmetry than the SM one whilst the tree-level results are also large but negative.
- *LS*: For low values of  $Y_{\text{cut}}$ , this scenario is also compatible with no asymmetries, while in the effective approximation and for large values of  $Y_{\text{cut}}$  the charge asymmetry becomes negative for  $m_{t\bar{t}} > 2m_t$  and  $m_{t\bar{t}} > 450$  GeV. The use of a cut in  $m_{t\bar{t}}$  also enhances the size of the asymmetry for  $Y_{\text{cut}}$  larger than 2. On the other hand, the behavior of the asymmetry is very different if we consider the tree-level results. In this case, the  $m_{t\bar{t}}$  cut does not help and it is very difficult to differentiate the tree-level results of *LS* from the SM predictions.

The main conclusion of this section is that all the SUSY predictions of  $A_C$  are compatible with the SM ones. For low values of  $Y_{\text{cut}}$ , it is hard to distinguish between the SM and the SUSY results. On the other hand, for values of  $Y_{\text{cut}} > 1.5$  the MSSM predictions are very different to the SM ones. However, the statistical uncertainties in these cases are so large that do not allow us to draw any conclusion. In other words, we cannot make use of these  $A_C$  results in order to discriminate among the SUSY scenarios proposed along this work. Fortunately, the study of top-quark polarizations may provide additional information, useful to differentiate among scenarios as we will see in the next section.

## 4.2 Top-quark polarization

The longitudinal polarization of the top quarks coming from top-squark decays into neutralinos may supply information about the SUSY scenario under study [133]. As it is known, it also differs from the unpolarized SM pair-produced top quarks. We investigate in this work if the inclusion of the radiative corrections to quark-squark-gaugino couplings [22] may change the final polarization state of the top-quarks in the SUSY framework.

First of all, we show in table 9 the expected longitudinal top-quark polarization for each SUSY scenario, calculated with Eq. (7). As explained in [45, 48], the value and the sign of polarization of tops coming from  $\tilde{t}_{1,2} \rightarrow t \tilde{\chi}_1^0$  decays depend on the mixing of the top-squark sector, the nature of the neutralino and the mass difference between the top-squark and the neutralino. In all the SUSY scenarios evaluated in this work,  $\tilde{\chi}_1^0$  is a pure bino-like neutralino.

$\mathcal{P}_t$ $\tilde{t}_1 \rightarrow t\tilde{\chi}_1^0$	$\tan\beta = 10$		$\tan\beta = 30$		$\tan\beta = 50$	
	Tree	Eff	Tree	Eff	Tree	Eff
<i>Def</i>	0.17	0.39	0.27	0.44	0.29	0.44
<i>mod</i> <sup>-</sup>	0.83	0.87	0.89	0.93	0.90	0.94
<i>pMSSM</i> <sup>c</sup>	-0.98	-0.95	-0.96	-0.93	-0.96	-0.92
<i>LS</i>	0.32	0.44	0.43	0.52	0.44	0.53

Table 9: Polarization of top quarks,  $\mathcal{P}_t$ , coming from  $\tilde{t}_1 \rightarrow t\tilde{\chi}_1^0$  decays for the MSSM scenarios with  $\tan\beta = 10, 30, 50$ .

	$A_{\phi_l}$		$A_{\theta_l}$		$\mathcal{P}_t$	
SM $pp \rightarrow t\bar{t}$	0.6165		0.3134		0.0	
$pp \rightarrow t\bar{t}\tilde{\chi}_1^0\tilde{\chi}_1^0$	Tree	Eff	Tree	Eff	Tree	Eff
<i>Def</i>	0.9483	0.9522	0.8214	0.8301	0.17	0.39
<i>mod</i> <sup>-</sup>	0.9689	0.9713	0.8824	0.8903	0.87	0.91
<i>pMSSM</i> <sup>c</sup>	0.9381	0.9390	0.7174	0.7214	-0.96	-0.93
LS	0.8514	0.8626	0.5636	0.5892	0.32	0.44

Table 10: Lepton asymmetries for the SM in  $pp \rightarrow t\bar{t}$  -first row- and in the MSSM in  $pp \rightarrow t\bar{t}\tilde{\chi}_1^0\tilde{\chi}_1^0$  at the  $\sqrt{s} = 14$  TeV LHC.

Such bino-like neutralino couples stronger to the right-handed (RH) than to the left-handed (LH) components of the top-squark, enhancing positive values of the polarization even though the LH component of the top-squark was larger. Anyhow, whenever the LH (RH) component of the top-squark is overwhelmingly above the RH (LH) one, and the  $f_2$  factor in Eq. (7) vanishes<sup>4</sup>, the polarization will have values of  $\mathcal{P}_t = -1$  (+1).

In the *pMSSM*<sup>c</sup> scenario, the lightest top-squark  $\tilde{t}_1$  is mostly LH and therefore we obtain a top polarization very close to  $-1$ , as shown in table 9. The *mod*<sup>-</sup> scenario represents a parametrization where the mixing in the top-squark sector is maximal and the large mass difference between the top-squark and the decay products induces  $f_2 \rightarrow 0$ . Due to the fact that the bino-like neutralino couples stronger to the top-squark RH component than to the LH one and  $f_2 \rightarrow 0$ , we obtain large values of the polarization,  $\sim 0.8$ , in agreement with results in [45] (see figure 3 therein). In *Def* and *LS* scenarios the top-squark mixing has similar and large LH components but with an important RH components which contribute more to the top-quark polarization than the LH ones. In these scenarios the values of the LH and RH couplings (which are of the same sign) in Eq. (7) are rather similar. The increase of the polarization values for the *LS* scenario with respect to *Def* scenario lies on the difference among the value of  $f_2$  in Eq. (7). In the *Def* scenario  $f_2 \rightarrow 0$  meanwhile in the *LS* scenario  $f_2 \approx 0.5$ . The denominator of Eq. (7) for the *LS* scenario is smaller than for the *Def* scenario and then the polarization is larger for the former than for the latter. A small variation on the values of  $\mathcal{P}_t$  can be also appreciated as a function of  $\tan\beta$ , since this parameter slightly modifies both the top-squark and neutralino mixings, and consequently the LH and RH components of top-squarks and the nature of the lightest neutralino,  $\tilde{\chi}_1^0$ .

<sup>4</sup>This factor does not trivially vanishes for large mass difference between the top-squark and its decays products. It also needs a relatively small mass for the gaugino to be negligible.

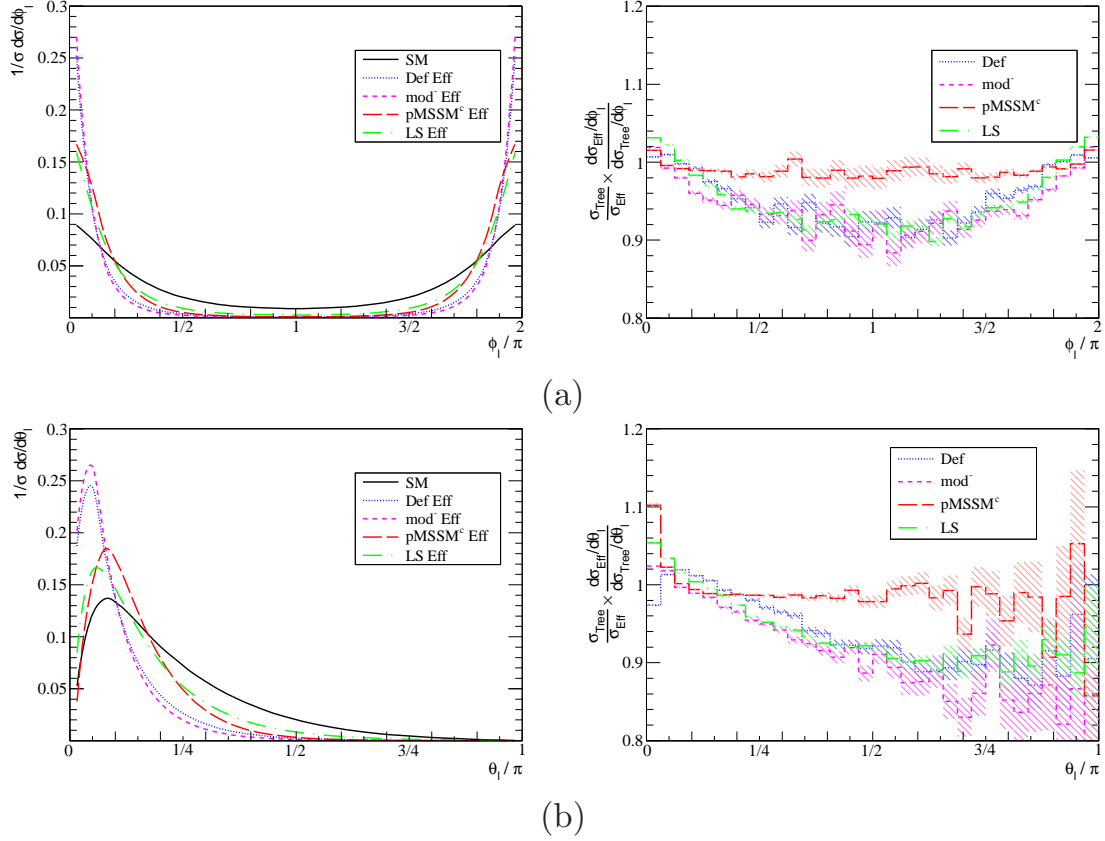


Figure 3: Normalized cross-section distribution as a function of **(a)** the azimuthal angle  $\phi_l$  and **(b)**  $\theta_l$  of the decay lepton for the SM and all SUSY scenarios studied at  $\sqrt{s} = 14$  TeV. The right panels show the factor  $dK_{\text{SUSY}}/dx$ , Eq. (24).

These changes would also be reflected on the final leptons angular distribution and hopefully measured through the asymmetries defined as in Eqs. (15) and (13). Table 10 displays the predictions for the angular asymmetries,  $A_{\phi_l}$  and  $A_{\theta_l}$ , for the SM and the four MSSM scenarios studied here. We have checked that our SM results agree with [83] under the same cut conditions. In the last column of this table we also include the values of  $\mathcal{P}_t$  for the decay  $\tilde{t}_1 \rightarrow t\tilde{\chi}_1^0$  with the SUSY parameters as in table 2. As already discussed, polarization values different from 0 translate into sharply peaked lepton distribution in  $\phi_l$ -towards 0 and  $2\pi$ - and  $\theta_l$ -towards 0- as can be observed in the left column of figure 3 where the normalized distribution of both variables are presented for the SM and all MSSM parametrizations. As expected, when comparing to SM results larger asymmetries values for all MSSM scenarios are obtained.

Figure 4 shows the normalized top-quark boost distribution,  $\beta_t$  as in Eq. (11), for the SM and all MSSM scenarios. Note that figures 3 and 4 only show the result in the effective approximation. The tree-level results are not presented here because they are indistinguishable in the plots. Top-quark boost distributions are presented for  $\beta_t > 0.4$  as it reflects the characteristics of more than 99% of the top-quark population for any model or parametrization. We clearly see how in *Def*, *mod'* and *pMSSM<sup>c</sup>* scenarios a large fractions of top quarks ( $\gtrsim 98\%$ ) is emitted with  $\beta_t > 0.8$ , supporting further the sizable values of the asymmetries obtained

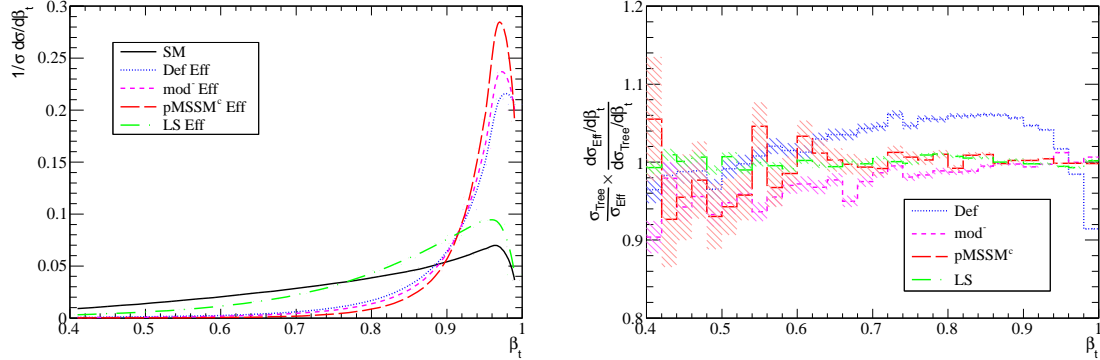


Figure 4: As in Figure 3 but as a function of  $\beta_t$ .

for those scenarios. The highly boosted top-quark populations smear the possible changes in the asymmetries due to  $\mathcal{P}_t$  variations. For example, in the *Def* scenario, a change in  $\mathcal{P}_t$  of +130% due to radiative corrections translates into a tiny  $\sim 0.4\%$ ,  $\sim 1.06\%$  change in  $A_{\phi_l}$ ,  $A_{\theta_l}$  respectively. Opposite, the *LS* scenario shows the less boosted top-quark populations (Figure 4), and it has the smallest asymmetries (table 10), hence the asymmetries are more sensitive to  $\mathcal{P}_t$  variations. A  $\mathcal{P}_t$  change of 37% due to radiative corrections translates into a 1.3%, 4.5% change in  $A_{\phi_l}$ ,  $A_{\theta_l}$  respectively. Even though the *LS* scenario gives the lowest asymmetries among our SUSY scenarios, the predictions in the effective approximation are a 40% and 88% larger than the SM values for  $A_{\phi_l}$  and  $A_{\theta_l}$  respectively.

To assess the effects of the radiative corrections, we define the ratio of the corrected-to-tree-level distributions,

$$\frac{dK_{\text{SUSY}}}{dx} = \frac{\sigma_{\text{tree}}}{\sigma_{\text{eff}}} \frac{d\sigma_{\text{eff}}/dx}{d\sigma_{\text{tree}}/dx}, \quad (24)$$

where  $x$  is a distribution variable. Right panels of figures 3 and 4 show the effects of the radiative corrections on the  $\phi_l$ ,  $\theta_l$  and  $\beta_t$  distributions. The radiative corrections change slightly the angular distributions in the  $\phi_l \sim \pi$  and  $\theta_l \sim \pi$  regions, up to a 10% for  $\phi_l$  and a 20% for  $\theta_l$ . The exception is the *pMSSM*<sup>c</sup> scenario whose  $dK_{\text{SUSY}}/d\phi_l$  and  $dK_{\text{SUSY}}/d\theta_l$  (24) factors are  $\sim 1$  in the whole range. As for the  $\beta_t$  distribution the  $dK_{\text{SUSY}}/d\beta_t$  (24) factor is  $\sim 1$  for all scenarios, except *Def*. For *Def*  $dK_{\text{SUSY}}/d\beta_t$  is  $\sim 1.05$  for  $0.7 < \beta_t < 0.9$  and 0.9 at the largest  $\beta_t$  bin.

As mentioned in [48] and references therein, the measurements of lepton angular asymmetries in the highly boosted top-quark scenarios is a challenge at the LHC. Thus, distribution of  $u$  and  $z$  variables, defined as in Eqs. (16)-(17), may serve as a better discriminator for new physics scenarios enhancing top-quark transverse polarization. Figures 5 and 6 show the normalized distribution of the  $u$  and  $z$  variables for the SM and the four MSSM scenarios in the effective description approximation of squark interactions, (a) without any cut on  $\beta_t$  and (b) requiring a kinematic cut  $\beta_t > 0.8$ . We have checked that larger kinematic cuts do not change the distribution. In agreement with [48], the *pMSSM*<sup>c</sup> scenario, with the negative polarization, show the largest difference with respect the SM with a shift on the  $u$  distribution about 0.1 units toward lower values. The positively polarized top-quark scenarios (*LS*, *mod*<sup>-</sup> and *Def*) differ from the SM predictions only slightly in the range  $0.7 < u < 0.95$ , a situation that worsens when the cut on  $\beta_t$  is required. For the  $z$  distributions, the positively polarized top-quark scenarios are hard to distinguish among each other independently

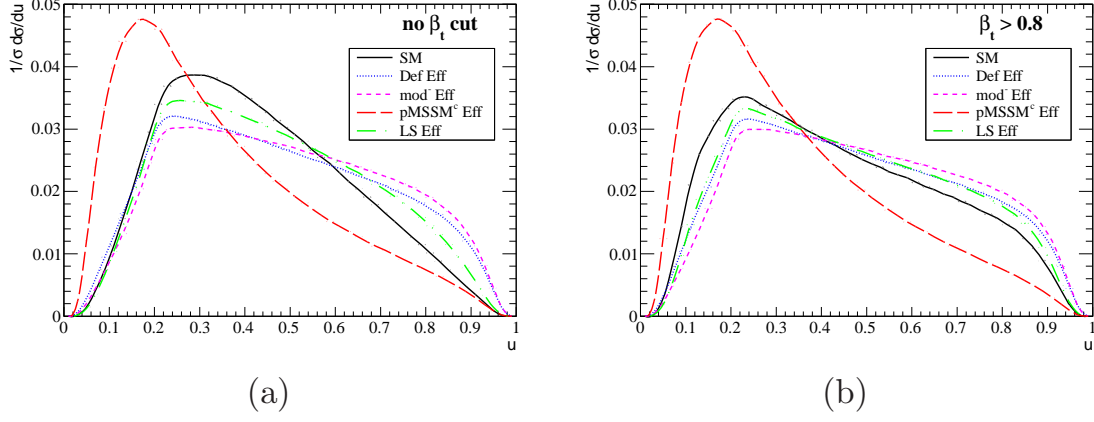


Figure 5: Distribution of the energy ratio  $u$  (a) without cut on  $\beta_t$ , and (b) for  $\beta_t > 0.8$  for the SM and all SUSY scenarios at  $\sqrt{s} = 14$  TeV.

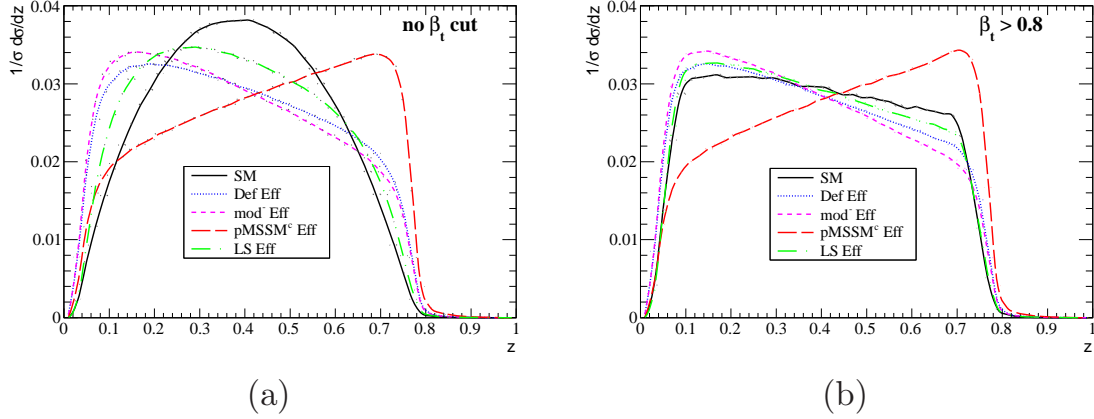


Figure 6: As in Figure 5 but as a function of  $z$ .

of the  $\beta_t$  cut, their shape resembles the SM one as the  $\beta_t$ -cut is increased. Regarding to the radiative corrections, the  $u$  and  $z$  distributions are hardly affected. The ratio between the effective and tree-level distributions differ on a couple of units of percent in boundary values of the variables:  $u, z \approx 0$  and  $u, z \approx 1$ . This ratio is close to 1 in the rest of the numerical intervals of these two parameters. Therefore, these observables are unaffected by the higher order corrections in the quark-squark-chargino/neutralino interactions.

Going back to the discussion about scenarios with more promising signal significances (see paragraph just above section 4.1), we stress that the distribution of the energy ratio  $z$  does not change significantly, in the context of the radiative corrections to the quark-squark-chargino/neutralino interactions.

## 5 Conclusions

We have computed and analyzed the top-quark polarizations and  $t\bar{t}$  charge asymmetries, induced by top-squark pair production at the LHC and the subsequent decays  $\tilde{t}_1 \rightarrow t\tilde{\chi}_1^0$ . The computations have been performed with MadGraph, including the effective description of



squark interactions with charginos and neutralinos for the MSSM case. We have considered four different SUSY scenarios, as presented in table 2, and we have focused on the effects of the effective approximation of squark interactions in  $t\bar{t}$  charge asymmetries and top-quark polarization observables as defined in section 3. We compare the results with the SM expectations, computed using the leading NLO QCD corrections as included in **MadGraph 5**.

The SUSY contributions to top-quark charge asymmetries, Eqs. (18) and (19), are strongly dependent on the SUSY scenarios, change significantly with the inclusion of the radiative corrections and our estimations are of the same order of the SM predictions (tables 7 and 8). Using a kinematic cut  $Y_{\text{cut}} > 1.5$  enhances the SUSY contributions. Unfortunately, they are still smaller than current experimental sensitivity.

For the top-quark polarization studies, the radiative corrections to the quark-squark-chargino/neutralino vertices increase the value of the polarization of the top-quarks coming from the squark decay, compared to the tree-level prediction (table 9). We have discussed in detail the behavior of the top-quark polarization in all the SUSY scenarios studied in this work, in which  $\tilde{\chi}_1^0$  is a pure bino-like neutralino. The top-quark polarization varies between  $-1$  and  $1$ , depending also on the mixing of the top-squark sector and the mass difference between the top-squark and the neutralino. The changes in the top-quark polarization induce a change in the distributions and asymmetries of the lepton coming from top-quark decays (table 10). Because the top-quarks are highly boosted (Figure 4), the polarization effects are smeared in the final distribution. The effects are more visible in scenarios with less boosted top-quarks ( $LS$ ).

The discrimination power of the  $u$  and  $z$  variables, Eqs. (16) and (17), of MSSM scenarios against SM was also tested. The scenario with negative polarization of the top quarks,  $pMSSM^c$ , shows the maximal discrimination power against the SM independently of the kinematic cut applied on the top-quark boost. In this analysis we obtain that the inclusion of the higher order corrections through the effective description of the squark interactions does not change strongly the  $u$  and  $z$  distributions obtained at leading order (Figures 5 and 6).

We have found strong effects of the radiative corrections on the top-quark polarization. One would welcome new top-quark observables and strategies aimed at analyzing top-quark polarization.

## Acknowledgments

A. A. have been supported by the Spanish MICINN grant FPA2012-35453 and a SANTANDER Scholarship Program for Latinoamerican students. E. A. and S. P. have been supported by the Spanish DGIID-DGA grant 2013-E24/2 and the Spanish MICINN grant FPA2012-35453. S. P. is also supported by DURSI 2009-SGR-502. The Spanish Consolider-Ingenio 2010 Program CPAN (CSD2007-00042) has also supported this work, and E. A. particularly acknowledges this funding. S. P. thanks Germán Rodrigo for useful discussions and J. Guasch for a careful reading of the manuscript.

## References

- [1] J. Beringer *et al.* [Particle Data Group Collaboration], Phys. Rev. D **86** (2012) 010001.
- [2] G. Aad *et al.* [ATLAS Collaboration], Phys. Lett. B **716** (2012) 1 [arXiv:1207.7214 [hep-ex]].



- [3] S. Chatrchyan *et al.* [CMS Collaboration], Phys. Lett. B **716** (2012) 30 [arXiv:1207.7235 [hep-ex]].
- [4] H. E. Haber, In \*The Woodlands 1993, Proceedings, Recent advances in the super-world\* 27-51, and Calif. Univ. Santa Cruz - SCIPP 93-022 (93/07,rec.Aug.) 26 p [hep-ph/9308209].
- [5] H. P. Nilles, Phys. Rept. **110** (1984) 1.
- [6] H. E. Haber and G. L. Kane, Phys. Rept. **117** (1985) 75.
- [7] A. B. Lahanas and D. V. Nanopoulos, Phys. Rept. **145** (1987) 1.
- [8] S. Ferrara, Amsterdam, Netherlands: North-Holland (1987) 1343 P. Singapore, Singapore: World Scientific (1987) 1343p.
- [9] D. J. H. Chung, L. L. Everett, G. L. Kane, S. F. King, J. D. Lykken and L. -T. Wang, Phys. Rept. **407** (2005) 1 [hep-ph/0312378].
- [10] M. S. Carena and H. E. Haber, Prog. Part. Nucl. Phys. **50** (2003) 63 [hep-ph/0208209].
- [11] T. Hahn, S. Heinemeyer, W. Hollik, H. Rzehak and G. Weiglein, Phys. Rev. Lett. **112** (2014) 141801 [arXiv:1312.4937 [hep-ph]].
- [12] A. Bartl, W. Majerotto and W. Porod, Z. Phys. C **64** (1994) 499 [Erratum-ibid. C **68** (1995) 518].
- [13] K. -i. Hikasa and M. Kobayashi, Phys. Rev. D **36** (1987) 724.
- [14] T. Han, K. -i. Hikasa, J. M. Yang and X. -m. Zhang, Phys. Rev. D **70** (2004) 055001 [hep-ph/0312129].
- [15] F. del Aguila *et al.*, Eur. Phys. J. C **57** (2008) 183 [arXiv:0801.1800 [hep-ph]].
- [16] W. Porod and T. Wohrmann, Phys. Rev. D **55** (1997) 2907 [Erratum-ibid. D **67** (2003) 059902] [hep-ph/9608472].
- [17] W. Porod, Phys. Rev. D **59** (1999) 095009 [hep-ph/9812230].
- [18] C. Boehm, A. Djouadi and Y. Mambrini, Phys. Rev. D **61** (2000) 095006 [hep-ph/9907428].
- [19] A. Djouadi and Y. Mambrini, Phys. Lett. B **493** (2000) 120 [hep-ph/0007174].
- [20] S. P. Das, A. Datta and M. Guchait, Phys. Rev. D **65** (2002) 095006 [hep-ph/0112182].
- [21] A. Djouadi and Y. Mambrini, Phys. Rev. D **63** (2001) 115005 [hep-ph/0011364].
- [22] J. Guasch, S. Peñaranda and R. Sanchez-Florit, JHEP **0904** (2009) 016 [arXiv:0812.1114 [hep-ph]].
- [23] A. Abrahantes, J. Guasch, S. Peñaranda and R. Sanchez-Florit, Eur. Phys. J. C **73** (2013) 2368 [arXiv:1209.5214 [hep-ph]].
- [24] A. Abrahantes, J. Guasch, S. Peñaranda and R. Sanchez-Florit, <http://www.ffn.ub.es/~guasch/progs/sqeffective/sqeffective.html>
- [25] J. Alwall *et al.*, JHEP **0709** (2007) 028 [arXiv:0706.2334 [hep-ph]].
- [26] J. Alwall, M. Herquet, F. Maltoni, O. Mattelaer and T. Stelzer, JHEP **1106** (2011) 128 [arXiv:1106.0522 [hep-ph]].
- [27] G. -C. Cho *et al.*, Phys. Rev. D **73** (2006) 054002 [hep-ph/0601063].
- [28] F. Abe *et al.* [CDF Collaboration], Phys. Rev. Lett. **74** (1995) 2626 [hep-ex/9503002].
- [29] S. Abachi *et al.* [D0 Collaboration], Phys. Rev. Lett. **74** (1995) 2632 [hep-ex/9503003].
- [30] J. H. Kuhn and G. Rodrigo, Phys. Rev. Lett. **81** (1998) 49 [hep-ph/9802268].
- [31] G. Rodrigo and J. H. Kuhn, “Charge asymmetry of top production at hadron colliders”. In \*Les Arcs 1998, QCD and high energy hadronic interactions\* 181-182.

- [32] J. H. Kuhn and G. Rodrigo, Phys. Rev. D **59** (1999) 054017 [hep-ph/9807420].
- [33] J. H. Kuhn and G. Rodrigo, In \*Vancouver 1998, High energy physics, vol. 2\* 1117-1120.
- [34] V. Ahrens, A. Ferroglia, M. Neubert, B. D. Pecjak and L. L. Yang, Phys. Rev. D **84** (2011) 074004 [arXiv:1106.6051 [hep-ph]].
- [35] O. Antunano, J. H. Kuhn and G. Rodrigo, Phys. Rev. D **77** (2008) 014003 [arXiv:0709.1652 [hep-ph]].
- [36] W. Hollik and D. Pagani, Phys. Rev. D **84** (2011) 093003 [arXiv:1107.2606 [hep-ph]].
- [37] J. H. Kuhn and G. Rodrigo, JHEP **1201** (2012) 063 [arXiv:1109.6830 [hep-ph]].
- [38] T. A. Aaltonen *et al.* [CDF Collaboration], Phys. Rev. D **88** (2013) 072003 [arXiv:1308.1120 [hep-ex]].
- [39] V. M. Abazov *et al.* [D0 Collaboration], Phys. Rev. D **88** (2013) 112002 [arXiv:1308.6690 [hep-ex]].
- [40] V. M. Abazov *et al.* [D0 Collaboration], Phys. Rev. D **90** (2014) 7, 072001 [arXiv:1403.1294 [hep-ex]].
- [41] T. A. Aaltonen *et al.* [CDF Collaboration], Phys. Rev. Lett. **113** (2014) 042001 [arXiv:1404.3698 [hep-ex]].
- [42] E. Boos, H. U. Martyn, G. A. Moortgat-Pick, M. Sachwitz, A. Sherstnev and P. M. Zerwas, Eur. Phys. J. C **30**, 395 (2003) [hep-ph/0303110].
- [43] M. Perelstein and A. Weiler, JHEP **0903** (2009) 141 [arXiv:0811.1024 [hep-ph]].
- [44] B. Bhattacharjee, S. K. Mandal and M. Nojiri, JHEP **1303** (2013) 105 [arXiv:1211.7261 [hep-ph]].
- [45] G. Belanger, R. M. Godbole, L. Hartgring and I. Niessen, JHEP **1305** (2013) 167 [arXiv:1212.3526].
- [46] G. Aad *et al.* [ATLAS Collaboration], Phys. Rev. Lett. **111** (2013) 232002 [arXiv:1307.6511 [hep-ex]].
- [47] S. Chatrchyan *et al.* [CMS Collaboration], Phys. Rev. Lett. **112** (2014) 182001 [arXiv:1311.3924 [hep-ex]].
- [48] G. Belanger, R. M. Godbole, S. Kraml and S. Kulkarni, arXiv:1304.2987 [hep-ph].
- [49] T. Aaltonen *et al.* [CDF Collaboration], Phys. Rev. D **87** (2013) 092002 [arXiv:1211.1003 [hep-ex]].
- [50] T. Aaltonen *et al.* [CDF Collaboration], Phys. Rev. Lett. **111** (2013) 182002 [arXiv:1306.2357 [hep-ex]].
- [51] V. M. Abazov *et al.* [D0 Collaboration], Phys. Rev. D **90** (2014) 7, 072011 [arXiv:1405.0421 [hep-ex]].
- [52] W. Bernreuther and Z. -G. Si, Phys. Rev. D **86** (2012) 034026 [arXiv:1205.6580 [hep-ph]].
- [53] [ATLAS Collaboration], ATLAS-CONF-2012-057.
- [54] G. Aad *et al.* [ATLAS Collaboration], JHEP **1402** (2014) 107 [arXiv:1311.6724 [hep-ex]].
- [55] S. Chatrchyan *et al.* [CMS Collaboration], JHEP **1404** (2014) 191 [arXiv:1402.3803 [hep-ex]].
- [56] J. A. Aguilar-Saavedra and M. Perez-Victoria, Phys. Rev. D **84** (2011) 115013 [arXiv:1105.4606 [hep-ph]].
- [57] J. A. Aguilar-Saavedra and M. Perez-Victoria, JHEP **1109** (2011) 097 [arXiv:1107.0841 [hep-ph]].

- [58] E. Alvarez, L. Da Rold, J. I. S. Vietto and A. Szyrkman, JHEP **1109** (2011) 007 [arXiv:1107.1473 [hep-ph]].
- [59] J. A. Aguilar-Saavedra and J. Santiago, Phys. Rev. D **85** (2012) 034021 [arXiv:1112.3778 [hep-ph]].
- [60] J. A. Aguilar-Saavedra and A. Juste, Phys. Rev. Lett. **109** (2012) 211804 [arXiv:1205.1898 [hep-ph]].
- [61] J. A. Aguilar-Saavedra, W. Bernreuther and Z. G. Si, Phys. Rev. D **86** (2012) 115020 [arXiv:1209.6352 [hep-ph]].
- [62] J. A. Aguilar-Saavedra and M. Perez-Victoria, J. Phys. Conf. Ser. **447** (2013) 012015 [arXiv:1302.6618 [hep-ph]].
- [63] M. Baumgart and B. Tweedie, JHEP **1308** (2013) 072 [arXiv:1303.1200 [hep-ph]].
- [64] J. A. Aguilar-Saavedra, Phys. Lett. B **736** (2014) 132 [arXiv:1405.1412 [hep-ph]].
- [65] J. Drobnak, J. F. Kamenik and J. Zupan, Phys. Rev. D **86** (2012) 054022 [arXiv:1205.4721 [hep-ph]].
- [66] E. Coluccio Leskow and E. Alvarez, PoS ICHEP **2012** (2013) 201.
- [67] E. Alvarez and E. C. Leskow, Phys. Rev. D **86** (2012) 114034 [arXiv:1209.4354 [hep-ph]].
- [68] J. Drobnak, A. L. Kagan, J. F. Kamenik, G. Perez and J. Zupan, Phys. Rev. D **86** (2012) 094040 [arXiv:1209.4872 [hep-ph]].
- [69] J. A. Aguilar-Saavedra, A. Juste and F. Rubbo, Phys. Lett. B **707** (2012) 92 [arXiv:1109.3710 [hep-ph]].
- [70] J. A. Aguilar-Saavedra, E. Alvarez, A. Juste and F. Rubbo, JHEP **1404** (2014) 188 [arXiv:1402.3598 [hep-ph]].
- [71] S. Kraml, H. Eberl, A. Bartl, W. Majerotto and W. Porod, Phys. Lett. B **386** (1996) 175 [hep-ph/9605412].
- [72] A. Djouadi, W. Hollik and C. Junger, Phys. Rev. D **55** (1997) 6975 [hep-ph/9609419].
- [73] J. Guasch, hep-ph/9906517.
- [74] J. Guasch, W. Hollik and J. Sola, JHEP **0210** (2002) 040 [hep-ph/0207364].
- [75] J. Guasch, <http://www.ffn.ub.es/~guasch/progs/sfdecay/>.
- [76] L. J. Hall, R. Rattazzi and U. Sarid, Phys. Rev. D **50** (1994) 7048 [hep-ph/9306309, hep-ph/9306309].
- [77] M. S. Carena, M. Olechowski, S. Pokorski and C. E. M. Wagner, Nucl. Phys. B **426** (1994) 269 [hep-ph/9402253].
- [78] M. S. Carena, D. Garcia, U. Nierste and C. E. M. Wagner, Nucl. Phys. B **577** (2000) 88 [hep-ph/9912516].
- [79] J. Guasch, W. Hollik and S. Penaranda, Phys. Lett. B **515** (2001) 367 [hep-ph/0106027].
- [80] J. Guasch, P. Haffiger and M. Spira, Phys. Rev. D **68** (2003) 115001 [hep-ph/0305101].
- [81] K. -i. Hikasa and Y. Nakamura, Z. Phys. C **70** (1996) 139 [Erratum-ibid. C **71** (1996) 356] [hep-ph/9501382].
- [82] R. M. Godbole, L. Hartgring, I. Niessen and C. D. White, JHEP **1201**, 011 (2012) [arXiv:1111.0759 [hep-ph]].
- [83] R. M. Godbole, K. Rao, S. D. Rindani and R. K. Singh, JHEP **1011**, 144 (2010) [arXiv:1010.1458 [hep-ph]].
- [84] A. Prasath, R. M. Godbole and S. D. Rindani, arXiv:1405.1264 [hep-ph].
- [85] J. Shelton, Phys. Rev. D **79** (2009) 014032 [arXiv:0811.0569 [hep-ph]].

- [86] J. A. Aguilar-Saavedra and M. Perez-Victoria, JHEP **1105** (2011) 034 [arXiv:1103.2765 [hep-ph]].
- [87] A. Djouadi, G. Moreau and F. Richard, Phys. Lett. B **701** (2011) 458 [arXiv:1105.3158 [hep-ph]].
- [88] P. Ferrario and G. Rodrigo, Phys. Rev. D **78** (2008) 094018 [arXiv:0809.3354 [hep-ph]].
- [89] S. Jung, H. Murayama, A. Pierce and J. D. Wells, Phys. Rev. D **81** (2010) 015004 [arXiv:0907.4112 [hep-ph]].
- [90] J. Shu, T. M. P. Tait and K. Wang, Phys. Rev. D **81** (2010) 034012 [arXiv:0911.3237 [hep-ph]].
- [91] A. Falkowski, G. Perez and M. Schmaltz, Phys. Rev. D **87** (2013) 034041 [arXiv:1110.3796 [hep-ph]].
- [92] A. Falkowski, M. L. Mangano, A. Martin, G. Perez and J. Winter, Phys. Rev. D **87** (2013) 034039 [arXiv:1212.4003 [hep-ph]].
- [93] B. Gripaios, A. Papaefstathiou and B. Webber, JHEP **1311** (2013) 105 [arXiv:1309.0810 [hep-ph]].
- [94] P. Z. Skands *et al.*, JHEP **0407** (2004) 036 [hep-ph/0311123].
- [95] E. Schlieckau, Plenary talk at the 7th International Workshop on Top Quark Physics (TOP 2014), <https://indico.in2p3.fr/event/10114/session/11/contribution/17/material/slides/0.pdf>.
- [96] M. Carena, S. Heinemeyer, O. Stl, C. E. M. Wagner and G. Weiglein, Eur. Phys. J. C **73** (2013) 2552 [arXiv:1302.7033 [hep-ph]].
- [97] M. W. Cahill-Rowley, J. L. Hewett, A. Ismail, M. E. Peskin and T. G. Rizzo, arXiv:1305.2419 [hep-ph].
- [98] S. Chatrchyan *et al.* [CMS Collaboration], Phys. Lett. B **725** (2013) 243 [arXiv:1305.2390 [hep-ex]].
- [99] S. Chatrchyan *et al.* [CMS Collaboration], Eur. Phys. J. C **73** (2013) 2677 [arXiv:1308.1586 [hep-ex]].
- [100] G. Aad *et al.* [ATLAS Collaboration], JHEP **1310** (2013) 189 [arXiv:1308.2631 [hep-ex]].
- [101] S. Chatrchyan *et al.* [CMS Collaboration], Phys. Rev. Lett. **112** (2014) 161802 [arXiv:1312.3310 [hep-ex]].
- [102] G. Aad *et al.* [ATLAS Collaboration], JHEP **1406** (2014) 124 [arXiv:1403.4853 [hep-ex]].
- [103] G. Aad *et al.* [ATLAS Collaboration], Eur. Phys. J. C **74** (2014) 6, 2883 [arXiv:1403.5222 [hep-ex]].
- [104] G. Aad *et al.* [ATLAS Collaboration], JHEP **1406** (2014) 035 [arXiv:1404.2500 [hep-ex]].
- [105] V. Khachatryan *et al.* [CMS Collaboration], Phys. Lett. B **736** (2014) 371 [arXiv:1405.3886 [hep-ex]].
- [106] S. Heinemeyer, W. Hollik and G. Weiglein, Phys. Lett. B **455** (1999) 179 [hep-ph/9903404].
- [107] W. Barletta *et al.*, arXiv:1310.0290 [physics.acc-ph].
- [108] K. Jakobs [ATLAS and CMS Collaborations], Nucl. Instrum. Meth. A **636** (2011) S1.

- [109] J. Germer, W. Hollik, J. M. Lindert and E. Mirabella, JHEP **1409** (2014) 022 [arXiv:1404.5572 [hep-ph]].
- [110] W. Hollik and E. Mirabella, JHEP **0812** (2008) 087 [arXiv:0806.1433 [hep-ph]].
- [111] W. Hollik, E. Mirabella and M. K. Trenkel, JHEP **0902** (2009) 002 [arXiv:0810.1044 [hep-ph]].
- [112] J. Germer, W. Hollik, E. Mirabella and M. K. Trenkel, JHEP **1008** (2010) 023 [arXiv:1004.2621 [hep-ph]].
- [113] J. Germer, W. Hollik and E. Mirabella, JHEP **1105** (2011) 068 [arXiv:1103.1258 [hep-ph]].
- [114] W. Beenakker *et al.*, JHEP **1412** (2014) 023 [arXiv:1404.3134 [hep-ph]].
- [115] W. Beenakker *et al.*, JHEP **0912** (2009) 041 [arXiv:0909.4418 [hep-ph]].
- [116] W. Beenakker *et al.*, JHEP **1008** (2010) 098 [arXiv:1006.4771 [hep-ph]].
- [117] W. Beenakker *et al.*, Int. J. Mod. Phys. A **26** (2011) 2637 [arXiv:1105.1110 [hep-ph]].
- [118] W. Beenakker *et al.*, Phys. Rev. D **85** (2012) 075014 [arXiv:1106.5647 [hep-ph]].
- [119] W. Beenakker *et al.*, JHEP **1201** (2012) 076 [arXiv:1110.2446 [hep-ph]].
- [120] W. Beenakker *et al.*, JHEP **1310** (2013) 120 [arXiv:1304.6354 [hep-ph]].
- [121] M. Cacciari, M. Czakon, M. Mangano, A. Mitov and P. Nason, Phys. Lett. B **710** (2012) 612 [arXiv:1111.5869 [hep-ph]].
- [122] P. Brnreuther, M. Czakon and A. Mitov, Phys. Rev. Lett. **109** (2012) 132001 [arXiv:1204.5201 [hep-ph]].
- [123] M. Czakon and A. Mitov, JHEP **1212** (2012) 054 [arXiv:1207.0236 [hep-ph]].
- [124] M. Czakon and A. Mitov, JHEP **1301** (2013) 080 [arXiv:1210.6832 [hep-ph]].
- [125] M. Czakon, P. Fiedler and A. Mitov, Phys. Rev. Lett. **110** (2013) 25, 252004 [arXiv:1303.6254 [hep-ph]].
- [126] N. Arkani-Hamed, P. Schuster, N. Toro, J. Thaler, L. T. Wang, B. Knuteson and S. Mrenna, hep-ph/0703088 [hep-ph].
- [127] J. Alwall, M. P. Le, M. Lisanti and J. G. Wacker, Phys. Rev. D **79** (2009) 015005 [arXiv:0809.3264 [hep-ph]].
- [128] J. Alwall, P. Schuster and N. Toro, Phys. Rev. D **79** (2009) 075020 [arXiv:0810.3921 [hep-ph]].
- [129] D. S. M. Alves, E. Izaguirre and J. G. Wacker, Phys. Lett. B **702** (2011) 64 [arXiv:1008.0407 [hep-ph]].
- [130] D. S. M. Alves, E. Izaguirre and J. G. Wacker, JHEP **1110** (2011) 012 [arXiv:1102.5338 [hep-ph]].
- [131] D. Alves *et al.* [LHC New Physics Working Group Collaboration], J. Phys. G **39** (2012) 105005 [arXiv:1105.2838 [hep-ph]].
- [132] J. Alwall *et al.*, JHEP **1407** (2014) 079 [arXiv:1405.0301 [hep-ph]].
- [133] R. M. Godbole, S. D. Rindani and R. K. Singh, JHEP **0612**, 021 (2006) [hep-ph/0605100].