

Neutrino yield from Galactic cosmic rays

M. Kachelrieß¹ and S. Ostapchenko^{2,3}

¹*Institutt for fysikk, NTNU, 7491 Trondheim, Norway*

²*Hansen Experimental Physics Laboratory & Kavli Institute for Particle Astrophysics and Cosmology, Stanford University, Stanford, CA 94305, U.S.A and*

³*D. V. Skobeltsyn Institute of Nuclear Physics, Moscow State University, 119991 Moscow, Russia*
(Dated: November 8, 2018)

We calculate the neutrino yield from collisions of cosmic ray (CR) nuclei on gas using the event generator QGSJET-II. We present first the general characteristics and numerical results for the neutrino yield assuming power-law fluxes for the primary CR nuclei. Then we use three parametrisations for the Galactic CR flux to derive the neutrino yield for energies around and above the knee. The shape and the normalization of the resulting neutrino fluxes above $\sim 10^{14}$ eV depend strongly on the composition of the Galactic CR flux employed, but is generally dominated by its proton component. The spectral shape and magnitude of the neutrino flux suggest that the IceCube excess is connected to CR overdensities around recent close-by Galactic sources, if the events have a Galactic origin.

1. INTRODUCTION

The IceCube Collaboration announced recently evidence for the first detection of extraterrestrial neutrinos at the 4σ confidence level [1]. This announcement followed the observation of two PeV neutrino cascades [2]. The combined data set consists of 28 events with detected energy in the range between 30 TeV and 2 PeV, while $10.6^{+5.0}_{-3.6}$ background events are expected from atmospheric muons and neutrinos. This excess of events (denoted “IceCube excess” in the following) is consistent with a diffuse intensity (summed over flavors) at the level of

$$E_\nu^2 I_\nu \simeq (36 \pm 12) \times \text{eV cm}^{-2} \text{s}^{-1} \text{sr}^{-1}, \quad (1)$$

based on 17 events in the 60 TeV to 2 PeV energy range.

The implications of this ground-breaking discovery have been discussed widely [3–8]. In particular, the non-observation of events beyond 2 PeV suggests a break or an exponential cutoff in the neutrino flux, although a single power-law with $I(E) \sim E^{-2.3}$ is also compatible with the data [3]. Such a suppression, if present, is not typical for many models of extragalactic neutrino sources: For instance, if active galactic nuclei or γ -ray bursts were sources of ultrahigh energy cosmic rays, then they should produce neutrinos with energies up to $E \sim 10^{19}$ eV. The same holds for the cosmogenic neutrino flux which peaks around 10^{18} eV for proton primaries [8, 9]. Note also that the intensity (1) practically saturates the cascade bound on extragalactic neutrino intensity derived in Ref. [9] from the Fermi-LAT observations of the diffuse gamma-ray background¹.

Alternatively, the neutrino events may have a Galactic origin. The neutrino excess has been associated e.g. with

unidentified TeV γ -ray sources [6], CR pevatrons [7] or PeV dark matter [10]. The Galactic neutrino flux contains a guaranteed component which is produced by CRs interacting with gas during their confinement in a CR halo. This minimal Galactic neutrino flux has been discussed since the late 1970s [11].

The maximal energy of neutrinos produced via pion production in proton-photon ($p\gamma$) or proton-gas (pp) interactions is approximately 10% of the energy of the proton primary. Thus the observed 2 PeV neutrino event requires proton energies above 20 PeV. However, already at 10^{15} eV protons represent only a subdominant fraction of the primary CR flux compared to helium and heavier nuclei [12, 13]. Moreover, the composition of the CR flux becomes increasingly heavier in the energy range between the knee at $E_k \approx 4$ PeV and 10^{17} eV [12, 14, 15]. Since the maximal neutrino energy in nucleus-proton collisions is a factor A lower than in pp interactions (A being the nuclear mass number), the required minimal CR energy to explain the IceCube events increases compared to pp processes. This implies in turn that the number of potential scattering events and thus secondary fluxes are drastically reduced, because the CR spectrum is steeply falling, $I(E) \propto E^{-3.1}$ above the knee [12]. Therefore it is essential to account correctly for the elemental composition of the Galactic CR flux, if one aims at relating the neutrino intensity required to explain the IceCube excess to the primary CR intensity.

Aim of this work is to quantify the neutrino yield from nucleus-proton collisions using up-to-date simulation tools for the relevant hadron production processes and including information on the elemental composition of the CR flux around and above the knee region. Our simulations are based on the event generator QGSJET-II-04 [16] which includes relevant experimental information from run I of LHC [17]. We present in Sec. II the general characteristics of the neutrino yields for the case of power-law fluxes of primary nuclei. Then we calculate in Sec. III the neutrino yields for three parametrisations of the CR flux, suitable for the energy region of the knee.

¹ While the cascade bound is derived considering CR interactions with the extragalactic γ -ray background during propagation, a similar bound applies to most neutrino sources themselves.

Finally, we comment in Sec. IV on the IceCube neutrino excess in view of our findings before we conclude.

2. NEUTRINO YIELD FOR POWER-LAW CR FLUXES

The neutrino intensity $I_\nu(E)$ produced by CR interactions with the interstellar gas is given by

$$I_\nu(E) = \tilde{\varepsilon}_M d_{\text{CR}} n_{\text{gas}} \sum_i \int_{A_i E}^{\infty} dE' I_i(E') \sigma_{A_i p}^{\text{inel}}(E'/A_i) \times \frac{dn_{A_i p \rightarrow \nu}(E'/A_i, E)}{dE}, \quad (2)$$

where the sum goes over the primary CR mass groups i , $I_i(E)$ is the partial intensity for the i -th group, n_{gas} is the gas density, and d_{CR} is the path-length travelled by the CRs. For simplicity, we assume here a uniform gas density and neglect the dependence of the confinement time on the charge of the nuclei. We account for the helium contribution in the interstellar medium by means of an enhancement factor², $\tilde{\varepsilon}_M \simeq 1.3$ around $E_\nu \sim \text{PeV}$, as explained in the following. Particle physics enters via the inelastic cross section $\sigma_{Ap}^{\text{inel}}(E_A)$ for an interaction of a nucleus of mass number A and energy per nucleon E_A with a proton, and the neutrino production spectrum $dn_{Ap \rightarrow \nu}(E_A, E)/dE$ per inelastic event. The latter is defined as the convolution of the production spectra for different hadron species and the spectra for their decays into neutrinos,

$$\frac{dn_{Ap \rightarrow \nu}(E_A, E)}{dE} = \sum_h \int dE_h \frac{dn_{Ap \rightarrow h}(E_A, E_h)}{dE_h} \times \frac{dn_{h \rightarrow \nu}^{\text{dec}}(E_h, E)}{dE}. \quad (3)$$

Introducing the energy fraction $z = E/(E'/A_i)$ of the produced neutrinos in Eq. (2), we can rewrite it in the case of power-law energy spectra of the CRs, $I_i(E) \propto E^{-\alpha_i}$, as

$$I_\nu(E) = \tilde{\varepsilon}_M d_{\text{CR}} n_{\text{gas}} \sum_i I_i(E) Z_{A_i}^\nu(E, \alpha_i), \quad (4)$$

where the so-called Z -factors³ [19]. Z_A^ν for neutrino production are defined as

$$Z_A^\nu(E, \alpha) = A^{-\alpha} \int_0^1 dz z^{\alpha-1} \sigma_{Ap}^{\text{inel}}(E/z) \times \frac{dn_{Ap \rightarrow \nu}(E/z, z)}{dz}. \quad (5)$$

Using (3), it is convenient to express Z_A^ν via the Z -factors for hadron production as follows

$$Z_A^\nu(E, \alpha) = \sum_h \int_0^1 dz_\nu z_\nu^{\alpha-1} f_{h \rightarrow \nu}^{\text{dec}}(z_\nu) Z_A^h(E/z_\nu, \alpha), \quad (6)$$

where Z_A^h are defined similarly to Z_A^ν as

$$Z_A^h(E, \alpha) = A^{-\alpha} \int_0^1 dz z^{\alpha-1} \sigma_{Ap}^{\text{inel}}(E/z) \times \frac{dn_{Ap \rightarrow h}(E/z, z)}{dz} \quad (7)$$

and $f_{h \rightarrow \nu}^{\text{dec}}$ are the (Lorentz-invariant) spectra for hadron decays into neutrinos,

$$f_{h \rightarrow \nu}^{\text{dec}}(z_\nu^+) = \frac{dn_{h \rightarrow \nu}^{\text{dec}}(E, z_\nu^+)}{dz_\nu^+}. \quad (8)$$

In deriving (6), we used the high-energy limit

$$z_\nu^+ \equiv (E_\nu + p_{z_\nu})/(E_h + p_{z_h}) \simeq E_\nu/E_h = z_\nu. \quad (9)$$

Thus, all the dependence on the properties of proton-proton and nucleus-proton interactions is contained in the hadronic Z -factors Z_A^h . They also define how strongly the contribution to neutrino production from primary CR nuclei is suppressed relative to the one of protons. Due to the steep slopes α_i of the primary spectra, these Z -factors are dominated by the hadron spectra in the very forward direction. This allows one to estimate the suppression of the nuclear contribution, using the well-known relation for the mean number of interacting (“wounded”) projectile nucleons $\langle n_{AB}^{\text{w}_p} \rangle$ for nucleus A – nucleus B collisions [20],

$$\langle n_{AB}^{\text{w}_p}(E) \rangle = \frac{A \sigma_{pB}^{\text{inel}}(E)}{\sigma_{AB}^{\text{inel}}(E)}. \quad (10)$$

This relation holds both in the Glauber approach and in Reggeon Field Theory, if one neglects the contribution of target diffraction [21].

Thus, for the forward ($z \rightarrow 1$) spectra of secondary hadrons we get

$$\begin{aligned} \frac{dn_{Ap \rightarrow h}(E, z)}{dz} &\simeq \langle n_{Ap}^{\text{w}_p}(E) \rangle \frac{dn_{pp \rightarrow h}(E, z)}{dz} \\ &= A \frac{\sigma_{pp}^{\text{inel}}(E)}{\sigma_{Ap}^{\text{inel}}(E)} \frac{dn_{pp \rightarrow h}(E, z)}{dz}. \end{aligned} \quad (11)$$

Substituting (11) into (7), we obtain

$$Z_A^h(E, \alpha) \simeq A^{1-\alpha} Z_p^h(E, \alpha), \quad (12)$$

which leads in turn to

$$I_\nu(E) \simeq \tilde{\varepsilon}_M d_{\text{CR}} n_{\text{gas}} \sum_i I_i(E) Z_p^\nu(E, \alpha_i) A_i^{1-\alpha_i}. \quad (13)$$

² Note that in contrast to its usual definition, see e.g. [18], $\tilde{\varepsilon}_M$ accounts only for nuclei in the interstellar medium.

³ Originally, Z -moments were introduced calculating inclusive fluxes of high energy muons and neutrinos resulting from CR interactions in the atmosphere without the factor $\sigma_{Ap}^{\text{inel}}$

Primary nucleus	$A^{\alpha-1} Z_A^{\pi^\pm}(E, \alpha)$				$A^{\alpha-1} Z_A^{K^\pm}(E, \alpha)$			
	$10^{5.5}$ GeV	10^6 GeV	$10^{6.5}$ GeV	10^7 GeV	$10^{5.5}$ GeV	10^6 GeV	$10^{6.5}$ GeV	10^7 GeV
p	1.6	1.8	1.8	1.9	0.23	0.24	0.28	0.29
^4He	1.7	1.8	1.9	2.0	0.23	0.25	0.28	0.29
^{14}N	1.7	1.8	1.9	2.0	0.23	0.25	0.28	0.30
^{25}Mn	1.7	1.9	1.9	2.0	0.23	0.25	0.28	0.30
^{56}Fe	1.7	1.9	1.9	2.0	0.23	0.26	0.28	0.30

TABLE I: Z -factors $Z_A^h(E, \alpha)$ for charged pion ($h = \pi^\pm$) and kaon ($h = K^\pm$) production, multiplied by $A^{\alpha-1}$, as a function of energy E , as calculated using QGSJET-II-04 for different primary nuclei, for $\alpha = 3.1$.

Primary nucleus	$A^{\alpha-1} Z_A^{\pi^\pm}(E, \alpha)$					$A^{\alpha-1} Z_A^{K^\pm}(E, \alpha)$				
	$\alpha = 2$	$\alpha = 2.5$	$\alpha = 3$	$\alpha = 3.5$	$\alpha = 4$	$\alpha = 2$	$\alpha = 2.5$	$\alpha = 3$	$\alpha = 3.5$	$\alpha = 4$
p	22	5.7	2.1	0.98	0.51	3.1	0.82	0.29	0.13	0.064
^4He	22	5.8	2.2	0.99	0.51	3.1	0.83	0.30	0.13	0.065
^{14}N	22	5.8	2.2	0.99	0.51	3.1	0.83	0.30	0.13	0.065
^{25}Mn	22	5.8	2.2	1.0	0.54	3.1	0.85	0.30	0.13	0.066
^{56}Fe	22	5.8	2.2	1.0	0.54	3.1	0.85	0.30	0.14	0.068

TABLE II: Same as in Table I for different slopes α of the primary spectra for $E = 10^6$ GeV.

Thus the simple $A_i^{1-\alpha_i}$ rule which is often applied to convert neutrino fluxes from pp collisions into those of Ap collisions is only modified by the ratio of Z -factors $Z_p^\nu(E, \alpha_i)/Z_p^\nu(E, \alpha_p)$, if the spectral slopes for CR nuclei differ from the one for protons, $\alpha_i \neq \alpha_p$.

In Table I, we present the Z -factors $Z_A^h(E, \alpha)$ multiplied by $A^{\alpha-1}$ for charged pion and kaon production⁴ by different primary nuclei, calculated with the QGSJET-II-04 model for the primary CR slope $\alpha = 3.1$. Additionally, we demonstrate in Table II the dependence of these factors on the slopes α of the primary spectra for $E = 10^6$ GeV. As one can see from the Tables, Eq. (12) holds here to a very good accuracy: The factors $A^{\alpha-1} Z_A^h(E, \alpha)$ for different primary particles agree with each other to better than 10% accuracy. The relatively weak energy-dependence of these factors stems from the energy rise of the inelastic nucleus-proton cross sections.

We also use the ratios of Z -factors for hadron production on helium and proton targets $Z_{A|\text{He}}^h/Z_A^h$, as compiled in Table III for $E = 10^6$ GeV, to determine the enhancement factor $\tilde{\epsilon}_M$ which accounts for the contribution to neutrino production from CR interactions with the helium component of the ISM. Here $Z_{A|\text{He}}^h$ is defined by Eq. (7) with the replacements $\sigma_{Ap}^{\text{inel}} \rightarrow \sigma_{A\text{He}}^{\text{inel}}$ and $dn_{Ap \rightarrow h}/dz \rightarrow dn_{A\text{He} \rightarrow h}/dz$. For $\alpha \simeq 2.5 - 3$, we have $Z_{A|\text{He}}^h/Z_A^h \simeq 2.7 - 3$ for all CR primaries; typical deviations do not exceed the 10% level [c.f. Eq. (12) and Table III]. For the He/H abundance ratio in the ISM

$R_{\text{He/H}} \simeq 0.096$ [22], we thus obtain

$$\tilde{\epsilon}_M = 1 + R_{\text{He/H}} \frac{Z_{A|\text{He}}^h}{Z_A^h} \simeq 1.3. \quad (14)$$

To check the model dependence of our results, we repeated the same calculations as in Table I for $E = 10^{5.5}$ and 10^7 GeV, using the EPOS-LHC model [23, 24], the results being collected in Table IV. For EPOS-LHC, the deviations from Eq. (12) are more significant, reaching 20% in the case of primary iron. More importantly, also the predictions for the Z -factors Z_p^h for primary protons by EPOS-LHC are $\simeq 20\%$ higher than by QGSJET-II-04. Thus this range defines the characteristic uncertainty of our results that arises from the treatment of hadronic interactions.

3. NEUTRINO FLUX IN THE KNEE REGION

The elemental composition of the CR flux below $E \sim 10^{14}$ eV is relatively well determined and can be described to first order by power-laws. At higher energies, the low CR flux prevents direct measurements, and the elemental composition of the CR flux becomes rather uncertain; for a review of experimental methods and results see e.g. Ref. [25]. While there exist yet substantial uncertainties concerning the partial contributions of different mass groups to the primary CR composition, there is a general agreement that the knee in the total CR spectrum at $E_k \approx 4$ PeV coincides with a suppression of the primary proton flux, and that the composition becomes increasingly heavier in the energy range between the knee and 10^{17} eV [12, 14, 15, 26].

⁴ For the Z -factors of kaons, the relation $Z_A^{K_L} \simeq Z_A^{K^\pm}/2$ holds.

Primary nucleus	$h = \pi^\pm$					$h = K^\pm$				
	$\alpha = 2$	$\alpha = 2.5$	$\alpha = 3$	$\alpha = 3.5$	$\alpha = 4$	$\alpha = 2$	$\alpha = 2.5$	$\alpha = 3$	$\alpha = 3.5$	$\alpha = 4$
p	3.1	2.9	2.7	2.6	2.5	3.2	3.0	2.9	2.8	2.8
^4He	2.9	2.7	2.6	2.5	2.5	2.9	2.7	2.7	2.7	2.7

TABLE III: Ratio of Z -factors $Z_{A|\text{He}}^h(E, \alpha)/Z_A^h(E, \alpha)$ for hadron h production on helium and proton targets for different slopes α of the primary spectra; $E = 10^6$ GeV.

Primary nucleus	$A^{\alpha-1} Z_A^{\pi^\pm}(E, \alpha)$		$A^{\alpha-1} Z_A^{K^\pm}(E, \alpha)$	
	$10^{5.5}$ GeV	10^7 GeV	$10^{5.5}$ GeV	10^7 GeV
p	1.8	2.3	0.27	0.36
^4He	1.9	2.4	0.27	0.36
^{14}N	2.0	2.7	0.27	0.36
^{25}Mn	2.1	2.7	0.27	0.37
^{56}Fe	2.2	2.7	0.27	0.37

TABLE IV: Same as in Table I for the EPOS-LHC model and for two values of energy E .

Explanations for the origin of the knee fall in three main categories. First, there have been speculations that interactions may change in the multi-TeV region and the CR flux may be suppressed because of additional energy loss channels. This possibility is now excluded by LHC data. Second, the knee may correspond to the maximum rigidity to which CRs can be accelerated by the dominant population of Galactic CR sources [27, 28]. Third, the knee energy may correspond to the rigidity at which the CR Larmor radius r_L is of the order of the coherence length l_c of the turbulent magnetic field in the Galactic disk. As a result, a transition from large-angle to small-angle scattering or Hall diffusion is expected, the energy dependence of the confinement time changes which in turn induces a steepening of the CR spectrum [29–32].

Both the second and third possibilities lead to a rigidity-dependent sequence of knees at ZE_k , a behavior first suggested by Peters [33]. In contrast to models in category 2, those of category 3 predict both the position of the knee and the rigidity dependent suppression of the different CR components for a given model of the Galactic magnetic field [32].

Various models which describe the elemental composition of the total CR flux have been developed. The parametrization of Honda and Gaisser [34] is widely used in calculations of the atmospheric neutrino flux up to energies ~ 100 GeV. Since it does not attempt to include the CR knee, it cannot be extrapolated into the energy range of our interest. The poly-gonato model [35] is a fit of rigidity-dependent knees at $E = ZE_k$ to measurements of the total CR intensity. Below and above $E = ZE_k$, the fluxes of individual CR nuclei are assumed to follow power-laws $\phi_A(E) = K_{A,1}E^{-\gamma_{A,1}}$ and $\phi_A(E) = K_{A,2}E^{-\gamma_{A,2}}$ which are smoothly interpolated. The fluxes are assumed to steepen by a common amount, $\gamma_{A,2} = \gamma_{A,1} + \delta$ with $\delta \simeq 2.1$, for more details see [35].

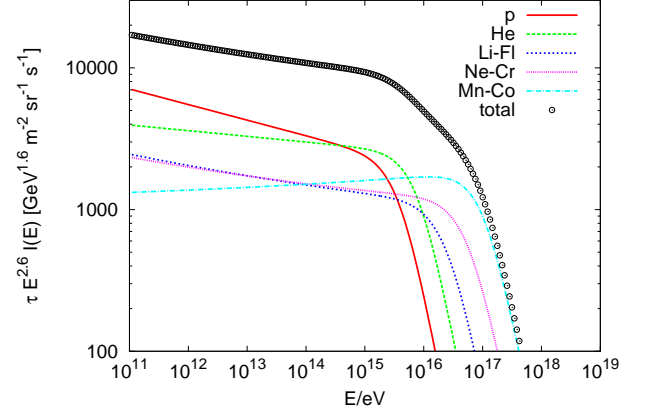


FIG. 1: All particle CR spectrum $E^{2.6}I(E)$ and individual contributions of five elemental groups in the poly-gonato model as a function of the primary energy E .

The CR intensity in this model, split into five elemental groups, is shown in Fig. 1. We neglected elements with $A > 56$ which give in the poly-gonato model [35] an important contribution to the Galactic CR intensity at the highest energies, because their contribution to the neutrino intensity is—as expected from Eq. (12) and as we will see in the following—negligible. The steepening of the CR intensity around the knee is very pronounced in this model, $\delta \sim 2$, and as a result the composition is heavier than suggested by KASCADE-Grande data. The resulting neutrino intensity $I_\nu(E)$ is shown in Fig. 2, where we assumed that the CR nuclei cross the grammage $X = 30$ g/cm 2 ; this value corresponds for primary protons with energy 1 PeV to the interaction depth $\tau_{pp} = 1$. Above few hundred TeV, the intensity is dominated by the proton contribution and is strongly decreasing with energy as $I_\nu(E) \sim E^{-4.7}$. Therefore the expected neutrino energy distribution disagrees with the neutrino spectrum suggested by the IceCube excess, in particular with the two PeV events.

The Hillas model [28] and its variants belong to the category 2, associating the knee with the maximal rigidity achievable in the dominant population of Galactic CR sources. Moreover, the Hillas model assumes that the ankle signals the transition from Galactic to extragalactic CRs. Therefore, an additional population of Galactic CR sources must exist (“the component B” of Ref. [28]) which fills the gap between the knee and the ankle. Thus

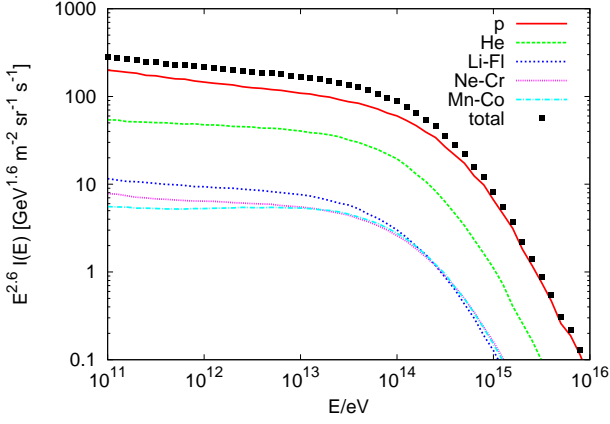


FIG. 2: Total neutrino spectrum $E^{2.6}I(E)$ and individual contributions of five elemental groups for $X = 30 \text{ g/cm}^2$ in the poly-gonato model.

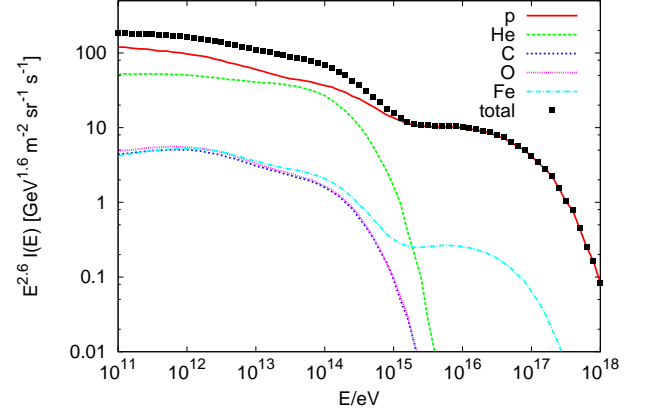


FIG. 4: Total neutrino spectrum $E^{2.6}I(E)$ and individual contributions of five elemental groups for $X = 30 \text{ g/cm}^2$ in the Hillas model.

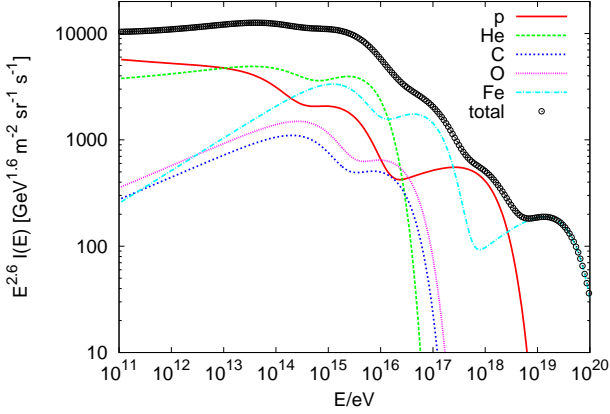


FIG. 3: All particle CR spectrum $E^{2.6}I(E)$ and individual contributions of five elemental groups in the Hillas model as a function of the primary energy.

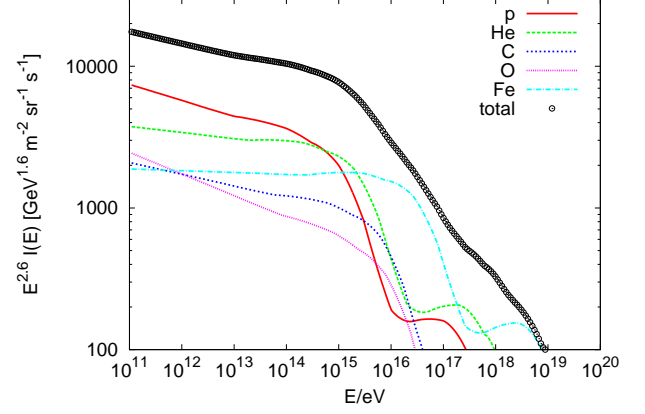


FIG. 5: All particle CR spectrum and individual contribution of five elemental groups in the escape model of Ref. [32].

the Hillas model contains at least three Galactic components. Each population is assumed to contain five elemental groups and cuts off at a characteristic rigidity.

Variations of the original Hillas model were presented in Refs. [36, 37]. We use here the new parametrisation H3a given in Tab. 3 of Ref. [37], where the first population is fitted only above $E/Z = 200 \text{ GeV}$, i.e. above the hardening observed by CREAM [13] and PAMELA [38]. The CR intensity in this model is shown in Fig. 3, the resulting neutrino intensity in Fig. 4. The neutrino intensity is again dominated by the proton contribution; its energy behavior is close to $I_\nu(E) \propto E^{-2.8}$ up to 10^{17} eV where it cuts off.

Finally, we consider a parametrisation of the CR flux motivated by the recent results of Ref. [32]: There, the escape of CRs from our Galaxy was studied calculating trajectories of individual CRs in models of the regular

and turbulent Galactic magnetic field. For a coherence length $l_c \simeq 10 \text{ pc}$ of the turbulent field and a reduced turbulent magnetic field, a knee-like structure at $E/Z = \text{few} \times 10^{15} \text{ eV}$ was found, which is sufficiently strong to explain the proton knee observed by KASCADE. Assuming the same slopes α_i as in the poly-gonato model at low energies and Peter's cycle for the knee, the all particle CR spectrum and the individual contributions of five elemental groups follow as shown in Fig. 5 [39]. The resulting neutrino intensity for $X = 30 \text{ g/cm}^2$ is shown in Fig. 6. Its energy behavior above few hundred TeV is intermediate between the one in the poly-gonato and the Hillas model.

In summary, we found that the neutrino intensity below 10^{14} eV reflects the slope of protons and agrees therefore in all three models. In contrast, the exact position of “neutrino knee” and the slope of neutrino intensity above this break depends on the nuclear composition and

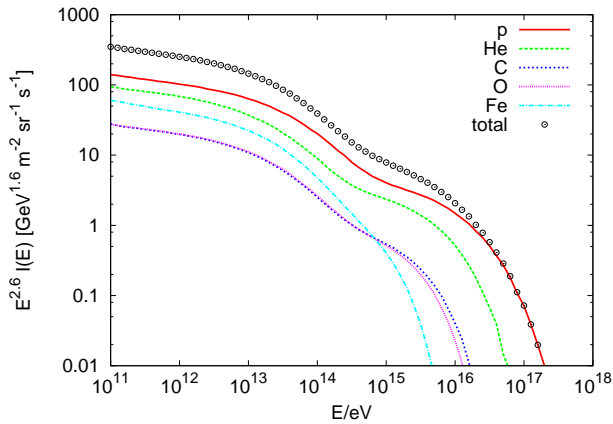


FIG. 6: Total neutrino spectrum $E^{2.6}I(E)$ and individual contributions of five elemental groups for $X = 30\text{g/cm}^2$ in the escape model of Ref. [32].

is therefore model dependent.

4. COMMENTS ON THE ICECUBE EVENTS

We discuss now briefly how our results impact the Galactic interpretation of the IceCube excess.

4.1. Neutrinos from Galactic Sea CRs

The results of the previous section can be converted to the neutrino intensity resulting from collisions of Galactic sea CRs on gas after evaluating the interaction depth

$$\tau_\nu = \sigma_{\text{inel}}^{pp}(E) \int_{\text{l.o.s.}} \xi n(\rho, z), \quad (15)$$

where $\rho = (x^2 + y^2)^{1/2}$ is the distance from the Galactic center (GC) in the Galactic plane, z the distance above the plane, and s the distance from the Sun along the chosen line-of-sight (l.o.s.). We neglect for our estimates the contribution from primary nuclei, because we have seen that the neutrino flux is dominated by pp interactions.

The gas distribution in the Galactic disk can be modeled as $n(z) = N \exp(-(z/z_{1/2})^2)$ with $N \simeq 0.3\text{cm}^{-3}$ at R_\odot (increasing to $N \simeq 10\text{cm}^{-3}$ at the GC) and $z_{1/2} = 0.21\text{kpc}$. Integrating (15) with $\sigma_{\text{inel}}^{pp}(E) \simeq 60\text{mb}$ results in the maximal interaction depth of $\tau \sim 0.005$ towards the GC.

At the reference energy $E_* = 1\text{PeV}$, all three parametrisations predict a neutrino intensity around $\tau_\nu E_*^{2.6} I_\nu(E_*) \sim 10\text{GeV}^{1.6}\text{m}^{-2}\text{s}^{-1}\text{sr}^{-1}$, corresponding to $E_\nu^2 I_\nu \sim 0.1 \times \text{eV cm}^{-2}\text{s}^{-1}\text{sr}^{-1}$. Thus even in the direction of the largest expected intensity, the predicted neutrino intensity due to diffuse Galactic CRs interactions is about two orders of magnitude too small

compared to the IceCube excess. Moreover, the neutrino events should be concentrated within $|b| \leq 1^\circ$ [40], reflecting the very slim Galactic plane, which is much narrower than the latitude distribution of the IceCube events.

4.2. Neutrinos from Galactic CR sources

We consider next the neutrino flux produced close to recent CR sources. The propagation of CRs on distances $l > \text{few} \times l_{\text{coh}}$ can be approximated by diffusion [41]. For $l_{\text{coh}} \sim 10\text{pc}$ as found in Ref. [42] for the Galactic disk, the diffusion approach is marginally justified for the time scales, 10^3 to 10^4yr , we consider.

Galactic accelerators able to produce CRs with energies 10^{16}eV have typically only short life-times: For instance, the highest energy particles produced by a supernova remnant (SNR) are thought to escape at the end of the Sedov phase after few 100 yrs. Approximating therefore the accelerator as a bursting source, the number density $n_{\text{CR}}(E, r) = dN/(dE dV)$ of CRs at the distance r is given by

$$n_{\text{CR}}(E, r) = \frac{Q(E)}{\pi^{3/2} r_{\text{diff}}^3} \exp[-r^2/r_{\text{diff}}^2], \quad (16)$$

with $r_{\text{diff}}^2 = 4Dt$ assuming no energy losses. We use as diffusion coefficient $D(E_*) = 3 \times 10^{28}\text{cm}^2/\text{s}$ at our reference energy $E_* = 1\text{PeV}$ and assume that the source injects instantaneously CRs with the total energy $E_p = 10^{50}\text{erg}$ in protons with an injection spectrum $Q(E) = Q_0(E/E_0)^{-\alpha}$ between the minimal energy $E_0 = 1\text{GeV}$ and a maximal energy $E_{\text{max}} = 10\text{PeV}$. We choose $\alpha = 2.0$ suggested by shock acceleration. Then PeV CRs are concentrated within $r_{\text{diff}} \sim 35\text{pc}$ after 3000 yr.

The brightest spots in the Galactic neutrino sky are likely giant molecular clouds (GMC) immersed into the CR overdensities close to recent CR sources. The neutrino flux from a point source at the distance d is given by

$$\phi_\nu(E) = \tilde{\epsilon}_M \frac{c \sigma_{\text{inel}}}{4\pi d^2} \frac{M_{\text{cl}}}{m_p} n_{\text{CR}}(E) Y_\nu(E). \quad (17)$$

where $Y_\nu(E)$ denotes the neutrino yield $Y_\nu(E) = \phi_\nu(E)/[\tau(E) \phi(E)]$. Assuming as cloud mass $M_{\text{cl}} = 10^5 M_\odot$ and as distance $d = 1\text{kpc}$ results in the neutrino flux

$$E^2 \phi_\nu(E) \simeq 140\text{eV cm}^{-2}\text{sr}^{-1}. \quad (18)$$

Sources of this kind would be clearly visible on the neutrino sky as seen by IceCube. Choosing as source rate $\dot{N} \simeq 1/(30\text{yr})$, which coincides with the Galactic SN rate, implies that the average number N_s of such sources present in the Galaxy equals $N_s \simeq 100$. Using as volume of the Galactic disk $V = \pi R^2 h \simeq 140\text{kpc}^3$, there are on average 0.5 sources within one kpc distance to an

observer. We note also that the presence of GMCs close to SNRs is not unnatural, since they are born most likely in OB associations.

Any source of high-energy neutrinos produces also γ -rays. In Ref. [7], the 1–10 TeV γ -ray flux from known sources in the direction towards the GC was compared with the IceCube excess. Extrapolating the γ -ray flux of these sources to higher energies implies a neutrino flux which is an order of magnitude smaller than the one required to explain the IceCube excess. This discrepancy could be explained by the slower diffusion of low-energy CRs which have not yet reached the GMC.

Limits on the fraction of photons in the CR flux as e.g. those of CASA-MIA, KASCADE and IceCube can be used to constrain Galactic neutrino sources [5]. However, PeV γ -rays can be absorbed both in sources and during propagation by pair production on star light and CMB photons. Moreover, these gamma-ray limits are biased towards the northern hemisphere. As a result, they do not exclude the case that (a fraction of) the IceCube excess has a Galactic origin.

5. SUMMARY

We have calculated the neutrino yield from collisions of CR nuclei on gas using the event generator QGSJET-II. Our numerical results assuming power-law fluxes for the primary CR nuclei can be used in all applications where the neutrino yield is dominated by the contribution of heavy nuclei. In the case of Galactic CRs, we found that the neutrino flux is well approximated by accounting only for the proton component in the CR flux. Since the proton intensity above 10^{15} eV varies considerably in different parametrisations of the elemental composition of Galactic CRs, the resulting variations in the predicted neutrino intensity offer the possibility to distinguish between these options. The helium contribution in the interstellar medium to the neutrino flux can be accounted for approximately by employing an enhancement

factor, $\tilde{\epsilon}_M \simeq 1.3$ around $E_\nu \sim \text{PeV}$.

We have compared the spectral shape and the magnitude of the predicted neutrino intensity to the IceCube excess. The slope of the neutrino intensity from interactions of sea CRs varies between $\alpha = 2.8$ in the Hillas and $\alpha = 4.7$ in the poly-gonato model at high energies, while it reflects the proton slope $\alpha = 2.7$ at low energies. Thus the expected slopes in the poly-gonato and the escape model are compatible with a cutoff (or break) suggested by the IceCube events. However, the slope at lower energies, the energy scale of the break and the total number of events expected make an explanation of these events by Galactic sea CRs very unlikely. By contrast, the energy spectrum of neutrinos produced by proton–gas interactions close to sources has the same slope as the CR injection spectrum. Since the injection spectrum is flatter, this results in a better agreement with the energy spectrum of the IceCube excess.

The required magnitude of the neutrino flux can be achieved, if the sources illuminate a close GMC. Moreover, the sources have to be relatively nearby, $d \lesssim 1$ kpc. A small distance to the sources would also explain, why the IceCube neutrino events are not as strongly concentrated towards the Galactic plane as expected. In conclusion, we consider it as a viable option that the “hot spots” contributing to the IceCube excess which are close to the Galactic plane are connected to relatively nearby Galactic CR sources.

Acknowledgments

We are grateful to Gwenaél Giacinti and Dima Semikoz for discussions and collaboration on CR propagation on which the “escape model” from Ref. [32, 39] is based on. MK would like to thank Nordita for hospitality and support during the program “News in Neutrino Physics.” SO acknowledges support from NASA through the grants NNX13AC47G and NNX13A092G.

-
- [1] M. G. Aartsen *et al.* [IceCube Collaboration], Science **342**, 1242856 (2013) [arXiv:1311.5238 [astro-ph.HE]].
 - [2] M. G. Aartsen *et al.* [IceCube Collaboration], Phys. Rev. Lett. **111**, 021103 (2013) [arXiv:1304.5356 [astro-ph.HE]].
 - [3] L. A. Anchordoqui, H. Goldberg, M. H. Lynch, A. V. Olinto, T. C. Paul and T. J. Weiler, arXiv:1306.5021 [astro-ph.HE].
 - [4] I. Cholis and D. Hooper, JCAP **06**, 030 (2013) [arXiv:1211.1974 [astro-ph.HE]]; M. D. Kistler, T. Stanev and H. Yuksel, [arXiv:1301.1703 [astro-ph.HE]]; F. W. Stecker, Phys. Rev. D **88**, 047301 (2013) [arXiv:1305.7404 [astro-ph.HE]]; K. Murase and K. Ioka, Phys. Rev. Lett. **111**, 121102 (2013) [arXiv:1306.2274 [astro-ph.HE]]; W. Winter, Phys. Rev. D **88**, 083007 (2013) [arXiv:1307.2793 [astro-ph.HE]]; J. C. Joshi, W. Winter and N. Gupta, arXiv:1310.5123 [astro-ph.HE].
 - [5] M. Ahlers and K. Murase, arXiv:1309.4077 [astro-ph.HE].
 - [6] D. B. Fox, K. Kashiyama and P. Meszaros, Astrophys. J. **774**, 74 (2013) [arXiv:1305.6606 [astro-ph.HE]].
 - [7] A. Neronov, D. V. Semikoz and C. Tchernin, [arXiv:1307.2158 [astro-ph.HE]]; J. C. Joshi, W. Winter and N. Gupta, arXiv:1310.5123 [astro-ph.HE].
 - [8] E. Roulet, G. Sigl, A. van Vliet and S. Mollerach, JCAP **1301**, 028 (2013) [arXiv:1209.4033 [astro-ph.HE]].
 - [9] V. Berezhinsky, A. Gazizov, M. Kachelrieß and S. Ostapchenko, Phys. Lett. B **695**, 13 (2011); [arXiv:1003.1496 [astro-ph.HE]].

- [10] A. Esmaili and P. D. Serpico, JCAP **1311**, 054 (2013) [arXiv:1308.1105 [hep-ph]] and references therein.
- [11] R. Silberberg and M.M. Shapiro, Proc. 15th ICRC, v. **6**, p. 237 (1977); F. W. Stecker, Astrophys. J. **228**, 919 (1979).
- [12] T. Antoni *et al.* [KASCADE Collaboration], Astropart. Phys. **24**, 1 (2005) [arXiv:astro-ph/0505413].
- [13] H. S. Ahn *et al.*, Astrophys. J. **714**, L89 (2010) [arXiv:1004.1123 [astro-ph.HE]].
- [14] R. Abbasi *et al.* [IceCube Collaboration], Astropart. Phys. **42**, 15 (2013) [arXiv:1207.3455 [astro-ph.HE]].
- [15] W. D. Apel *et al.* [KASCADE-Grande Collaboration], Astropart. Phys. **47**, 54 (2013) [arXiv:1306.6283 [astro-ph.HE]].
- [16] S. Ostapchenko, Phys. Rev. D **83**, 014018 (2011).
- [17] S. Ostapchenko, Progr. Theor. Phys. Suppl. **193**, 204 (2012); EPJ Web Conf. **52** (2013) 02001.
- [18] M. Kachelrieß, I. V. Moskalenko and S. S. Ostapchenko, submitted to Astrophys. J.
- [19] T. K. Gaisser, *Cosmic Rays and Particle Physics* (Cambridge University Press, Cambridge, England 1990).
- [20] A. Białaś, M. Bleszyński and W. Czyż, Nucl. Phys. B **111**, 461 (1976).
- [21] N. N. Kalmykov and S. S. Ostapchenko, Phys. At. Nucl. **56**, 346 (1993).
- [22] J. P. Meyer, Astrophys. J. Suppl. **57**, 173 (1985).
- [23] K. Werner, F.-M. Liu and T. Pierog, Phys. Rev. C **74**, 044902 (2006).
- [24] T. Pierog, Yu. Karpenko, J. M. Katzy, E. Yatsenko and K. Werner, arXiv:1306.0121 [hep-ph].
- [25] J. Blümer, R. Engel and J. R. Hörandel, Prog. Part. Nucl. Phys. **63**, 293 (2009) [arXiv:0904.0725 [astro-ph.HE]].
- [26] M. Aglietta, B. Alessandro, P. Antonioli *et al.* [EAS-TOP Collaboration], Astropart. Phys. **21**, 583 (2004).
- [27] T. Stanev, P. L. Biermann and T. K. Gaisser, Astron. Astrophys. **274**, 902 (1993); K. Kobayakawa, Y. Sato and T. Samura, Phys. Rev. D **66**, 083004 (2002).
- [28] A. M. Hillas, J. Phys. G **31**, R95 (2005).
- [29] Ptuskin, V. S. *et al.*, Astron. Astrophys. **268**, 726 (1993).
- [30] J. Candia, E. Roulet and L. N. Epele, JHEP **0212**, 033 (2002).
- [31] J. Candia, S. Mollerach, and E. Roulet, JCAP **0305**, 003 (2003).
- [32] G. Giacinti, M. Kachelrieß and D. V. Semikoz, arXiv:1403.3380 [astro-ph.HE].
- [33] B. Peters, Nuovo Cim. **22**, 800 (1961); see also G. T. Zatsepin, N. N. Gorunov and L. G. Dedenko, Izv. Akad. Nauk USSR Ser. Fiz. **26** (1962) 685.
- [34] T. K. Gaisser and M. Honda, Ann. Rev. Nucl. Part. Sci. **52**, 153 (2002) [hep-ph/0203272].
- [35] J. R. Hörandel, Astropart. Phys. **19**, 193 (2003) [astro-ph/0210453].
- [36] T. K. Gaisser, Astropart. Phys. **35**, 801 (2012).
- [37] T. K. Gaisser, T. Stanev and S. Tilav, Front. Phys. China **8**, 748 (2013) [arXiv:1303.3565 [astro-ph.HE]].
- [38] O. Adriani *et al.* [PAMELA Collaboration], Science **332**, 69 (2011) [arXiv:1103.4055 [astro-ph.HE]].
- [39] G. Giacinti, M. Kachelrieß and D. V. Semikoz, in preparation.
- [40] V. S. Berezhinsky, T. K. Gaisser, F. Halzen and T. Stanev, Astropart. Phys. **1**, 281 (1993); C. Evoli, D. Grasso and L. Maccione, JCAP **0706**, 003 (2007).
- [41] G. Giacinti, M. Kachelrieß and D. V. Semikoz, Phys. Rev. Lett. **108**, 261101 (2012); Phys. Rev. D **88**, no. 2, 023010 (2013) [arXiv:1306.3209 [astro-ph.HE]].
- [42] M. Iacobelli *et al.*, Astron. Astrophys. **558**, A72 (2013).