

Recurrent and symbiotic novae in the OGLE data

P. Mróz^{1*}, R. Poleski^{1,2}, A. Udalski¹, I. Soszyński¹, M. K. Szymański¹, M. Kubiak¹, G. Pietrzyński^{1,3}, Ł. Wyrzykowski^{1,4}, K. Ulaczyk¹, S. Kozłowski¹, P. Pietrukowicz¹, and J. Skowron¹

¹Warsaw University Observatory, Al. Ujazdowskie 4, 00-478 Warszawa, Poland

²Department of Astronomy, Ohio State University, 140 W. 18th Ave., Columbus, OH 43210, USA

³Universidad de Concepción, Departamento de Astronomía, Casilla 160-C, Concepción, Chile

⁴Institute of Astronomy, University of Cambridge, Madingley Road, Cambridge CB3 0HA, UK

Accepted YYYY MM DD. Received YYYY MM DD; in original form 2014 May 07

ABSTRACT

We analyse long-term optical photometry for two Galactic recurrent novae (V745 Sco, V3890 Sgr) and one LMC object (Nova LMC 1990b) observed over several years by the OGLE sky survey. We do not find variability with previously claimed orbital period of V745 Sco. This voids previous findings based on this value, e.g., the distance determination. The quiescence variability of this object is dominated by semiregular pulsations of the red giant secondary (with periods of 136.5 and 77.4 d). The photometry of Nova LMC 1990b reveals unnoticed eruption in 2010 and eclipse-like variability in quiescence with a period of 1.26432(8) d. The photometric properties make this object very similar to U Sco. Finally, we describe eruptions of two likely symbiotic novae - V5590 Sgr and OGLE-2011-BLG-1444. The progenitor of V5590 Sgr was a Mira star with pulsation period of 236 d.

Key words: novae, cataclysmic variables – stars: individual (V745 Sco, V3890 Sgr, Nova LMC 1990b, V5590 Sgr, OGLE-2011-BLG-1444)

1 INTRODUCTION

Every cataclysmic variable is expected to explode as a classical nova, as soon as a sufficient mass of accreted gas piles up onto the white dwarf surface. Typically, such eruptions repeat every $10^4 - 10^6$ years. However, in case of recurrent novae (RNe) at least two nova explosions had been observed with a recurrence timescale of the order of decades. From the theoretical point of view, two conditions must be fulfilled to obtain such a short timescale: the mass-transfer rate must be high ($\gtrsim 10^{-7} M_{\odot} \text{ y}^{-1}$) and the mass of the white dwarf has to be larger than $1.2 M_{\odot}$ (e.g., Kato et al. 2014).

For this reason some RNe are suspected to be progenitors of Type Ia supernovae. However, their estimated number is too low to account for the observed supernova rate (e.g., Maoz, Mannucci & Nelemans 2014, and references therein).

There are only 10 RNe known in the Milky Way (namely T Pyx, IM Nor, CI Aql, V2487 Oph, U Sco, V394 CrA, T CrB, RS Oph, V745 Sco, and V3890 Sgr), one in the Large Magellanic Cloud and a few in M31 (including remarkable M31N 2008-12a, which showed 5 nova eruptions in 5 years;

Tang et al. 2014; Darnley et al. 2014), but many explosions could have been missed. For exhaustive review of galactic RNe we refer the reader to Schaefer (2010).

Another class of interesting objects are symbiotic novae (SyNe) with evolved red giant secondaries. Some of them might be recurrent (i.e., T CrB, RS Oph, V745 Sco, V3890 Sgr). However, the term "symbiotic novae" is usually restricted for objects with prolonged eruptions (lasting from years to decades), when steady hydrogen burning at the white dwarf surface occurs. There are only a few SyNe known (e.g., AG Peg, PU Vul, RR Tel, HM Sge). Recent review was given by Mikołajewska (2010).

Regular long-term observations of dense stellar regions of the sky by the Optical Gravitational Lensing Experiment (OGLE) photometric survey allow unprecedented studies of very rare stellar events, e.g., the detection of the binary star merger V1309 Sco (Tylenda et al. 2011), or the discovery of mode switching in the RR Lyrae star OGLE-BLG-RRLYR-12245 (Soszyński et al. 2014). In this paper we present analysis of photometric properties of three recurrent and two symbiotic novae observed by the OGLE project.

* E-mail: pmroz@astrouw.edu.pl

Name	RA J2000.0	Dec J2000.0	Field (OGLE-III)	Star ID (OGLE-III)	Field (OGLE-IV)	Star ID (OGLE-IV)
Nova LMC 1990b	05 ^h 09 ^m 58 ^s .40	-71°39′52″.7	–	–	LMC508.01	1937
OGLE-2011-BLG-1444	17 ^h 50 ^m 19 ^s .26	-33°39′07″.2	BLG140.7	169918	BLG502.14	59301
V745 Sco	17 ^h 55 ^m 22 ^s .22	-33°14′58″.6	BLG149.1	78644	BLG508.07	67742
V5590 Sgr	18 ^h 11 ^m 03 ^s .70	-27°17′29″.4	BLG236.1	–	BLG523.25	–
V3890 Sgr	18 ^h 30 ^m 43 ^s .28	-24°01′08″.9	BLG278.6	85802	–	–

Table 1. Basic data on the described objects.

2 OBSERVATIONS AND DATA REDUCTIONS

The data presented in this paper were collected during the third and fourth phase of the Optical Gravitational Lensing Experiment (OGLE-III, OGLE-IV; Udalski 2003) in 2001-2009 and 2010-2013, respectively. The observations were obtained with the 1.3-m Warsaw Telescope located at Las Campanas Observatory, which is operated by the Carnegie Institution for Science.

The observations were taken through the *I*- and *V*-band filters, closely resembling those of the standard Johnson-Cousins system. The photometry was carried out with the Difference Image Analysis (DIA) algorithm (Alard & Lupton 1998; Woźniak 2000). Details of the instrumentation, reductions, astrometric and photometric calibrations can be found in Udalski (2003), Udalski et al. (2008), and Szymański et al. (2011).

In table 1, we give basic information on the described objects.

3 V745 SCORPII

Because of its location toward the dense Galactic bulge regions, V745 Sco is a relatively poorly studied recurrent nova. Its eruptions were observed in 1937 (Plaut 1958), 1989 (Liller 1989; Sekiguchi et al. 1990b), and most recently, in February 2014 (Stubbings 2014). The latter enabled intensive multiwavelength studies of this object (e.g., Banerjee et al. 2014, and references therein). The recurrence timescale is $\tau_{\text{rec}} = 25.7$ yr and the eruption around 1963 must have been missed. The secondary is a red giant or supergiant of M-type (Harrison et al. 1993; Anupama & Mikolajewska 1999). Schaefer (2009) measured orbital period $P = 510 \pm 20$ d and on that basis Schaefer (2010) calculated distance, spectral energy distribution, and other properties. However, our observations do not confirm his result.

The *I*-band light curve of V745 Sco consists of 1566 measurements from 1254 nights spanning years 2001 to 2014. The nova is located in the OGLE-IV field BLG508, which is observed 1-3 times per night. Unfortunately, the beginning of the 2014 eruption was not observed due to proximity of the star to the Sun in the sky. The star was already overexposed in the first images taken in February 2014. The entire light curve is shown in Fig. 1.

Additionally, 83 *V*-band measurements (from 69 nights) were collected. Based on the closest *I*-band point, we estimated the *V*–*I* color (see the lower-left panel of Fig. 1). The median time interval between *V*- and *I*-band images is 1.1 h. Keeping in mind fast (1-1.5 h) flickering (Schaefer 2010),

the accuracy of color measurements is limited to 0.05-0.1 mag.

3.1 Orbital period

The most prominent features of the quiescent light curve are red giant pulsations superimposed on long-term variations. In fact, V745 Sco was included in the OGLE-III Catalog of Variable Stars as OGLE-BLG-LPV-120729 (Soszyński et al. 2013) and classified as a semiregular variable (SRV). Soszyński et al. (2013) reported pulsation periods of 78.63 d and 137.53 d, and the *I*-band amplitudes of 0.193 mag and 0.158 mag, typical for this class of variable stars.

In order to measure the pulsation period, we changed magnitudes into flux and detrended the light curve. Then, we used the Lomb-Scargle algorithm (Scargle 1982) and refined periods with the TATRY code (Schwarzenberg-Czerny 1996), which uses the multiharmonic analysis of variance. The periodogram (see left panel of Fig. 2) has two strong peaks at $P_1 = 136.47$ d and $P_2 = 77.43$ d which likely correspond to the fundamental-mode and first-overtone radial pulsations (e.g. Soszyński, Wood & Udalski 2013), respectively. The third peak, located at $f = 1/P_1 + 1/365 \approx 0.01$ d⁻¹, is a year alias of P_1 . After pre-whitenings, the remaining peaks are much weaker and they are associated with the variability of about an order of magnitude lower amplitude. Right panel of Fig. 2 shows the light curve folded with periods P_1 (upper-right diagram) and P_2 (lower-right).

We fitted sinusoids corresponding to P_1 and P_2 and subtracted them from the original data. We searched such prewhitened data for additional periodicity in a range 10 – 10000 d. The most prominent peaks correspond to $P_3 = 2413 \pm 6$ d, $P_4 = 344.1 \pm 0.7$ d, $P_5 = 199.5 \pm 0.5$ d, and $P_6 = 159.5 \pm 0.2$ d. We cannot exclude some orbital-related variability as a cause, but detected periods are probably produced by long-term variations and/or pulsations.

Schaefer (2009) used data from 246 nights, collected between June 2004 and August 2008, and measured a photometric periodicity of 255 ± 10 d (and attributed it to ellipsoidal modulations). In our data limited to a time-span of Schaefer (2009) observations, we detected periods of 136.6 and 77.9 d. There was not any statistically significant periodicity at 255 ± 10 d. We also phased our light curve with ephemeris given in Schaefer (2009), but clearly no ellipsoidal effect is visible (Fig. 3). This signal should be definitely strong in the *I*-band, where the red giant contribution dominates.

We suspect that the inclination of this system is low and ellipsoidal variations are either of a small amplitude

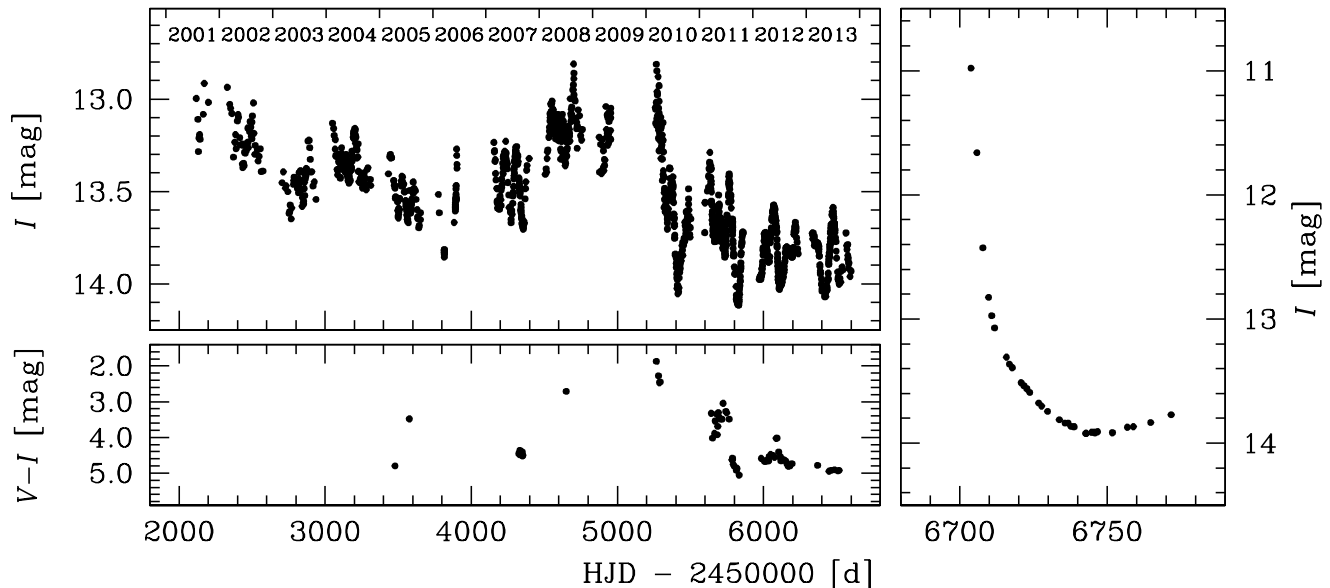


Figure 1. OGLE light and color curve of V745 Sco. Right panel shows a closeup of the 2014 eruption.

compared to pulsations, flickering, and long-term variability or simply invisible. Amplitudes of ellipsoidal variables are smaller than ~ 0.3 mag; it is almost impossible to distinguish such changes from large-amplitude, irregular variations occurring on the same timescale. Therefore, the orbital period can be detected only spectroscopically (which is not easy in this case). Since the secondary is a red giant (or supergiant), we are left with a crude approximation of the orbital period of a few hundreds of days (in other RNe with red giant secondaries: 228 d in T CrB, 457 d in RS Oph; Schaefer 2010).

3.2 Pre-eruption light curve

The OGLE light curve of V745 Sco enables studies of long-term brightness variations before 2014 eruption. Between 2006 and 2008, V745 Sco brightened with a rate of 0.15 mag/yr. In 2009-2010, it reached a maximum at $I \sim 12.8$ mag followed by a fast decline by 1 mag in 150 days. Subsequently, the mean brightness decreased monotonically until November 2013. In the V-band, the star faded from ~ 15 mag to 19 mag, throughout 2010 and 2011.

The observed brightness of the object in quiescence is composed of the contributions from the accretion disk, hot spot, and red giant. The V-band peak-to-peak amplitude of the pulsating red giant is 1.0 – 1.2 mag, so it cannot be fully responsible for the described drop. The observed flux decreased at least 20 times, which suggests a similar decline of an accretion rate. Similar jitters (from months to two years in duration and amplitudes up to 2 mag) were observed in RS Oph (Schaefer 2010). It is not clear if such behaviour is connected with the 2014 eruption. In the analogy to RS Oph, where flares are seen with random times and are not associated with explosions, we can rule this out.

For a few novae, a pre-eruption rise was observed. The brightening started from 2 years (V533 Her) to several days (T Pyx, V1500 Cyg) before the explosion (Collazzi et al. 2009; Schaefer et al. 2013). We can rule out the early pre-

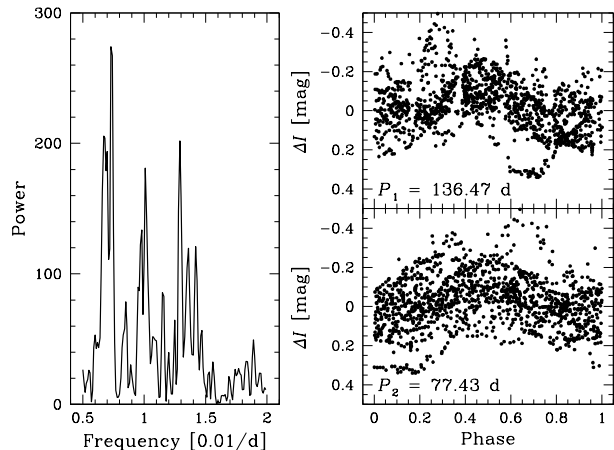


Figure 2. Red giant pulsations in V745 Sco. Left panel: the Lomb-Scargle periodogram. Right panel: quiescent light curve folded with pulsation periods $P_1 = 136.47$ d and $P_2 = 77.43$ d.

eruption rise, starting at least 90 days prior the 2014 eruption. Because of a conjunction with the Sun, the photometric behaviour of the star between November 2013 and February 2014, will remain a mystery.

3.3 2014 eruption

The explosion was noted on 2014 Feb 6.7 UT (HJD = 2456695.2) and reported by Stubbings (2014). The star was overexposed in the image taken on 2014 Feb 7.4 UT – our photometry starts 8 days after the peak. The right panel of Fig. 1 shows a closeup on the light variations during eruption. A rate of decline dropped continuously from 0.44 mag/d to 0.01 mag/d. In March 2014, ~ 50 days after the peak, the nova returned to the quiescence.

The light curve is smooth during the decline (the S-type in Strope et al. (2010) classification system), we did not observe a plateau. Plateaus were found only in recurrent novae

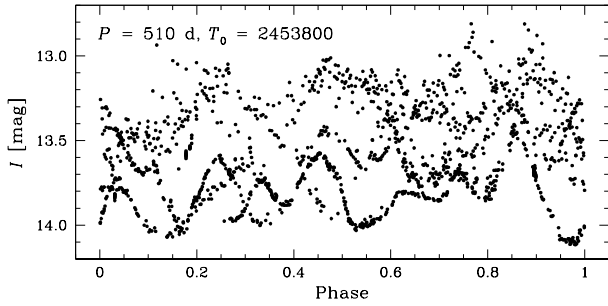


Figure 3. The light curve of V745 Sco folded with ephemeris from Schaefer (2009). No ellipsoidal effect is visible.

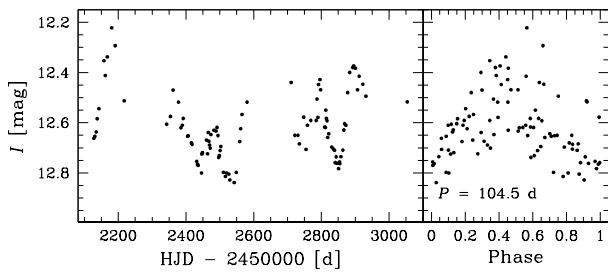


Figure 4. OGLE-III light curve of V3890 Sgr. Right panel present light curve phased with the pulsation period $P = 104.5$ d.

(Schaefer 2010). However, some RNe with giant secondaries – T CrB (Schaefer 2010) and V745 Sco – do not show this feature.

4 V3890 SAGITTARI

V3890 Sgr was observed in eruption in 1962 (Dinerstein & Hoffleit 1973) and 1990 (Kilmartin et al. 1990). Schaefer (2010) reports an orbital period of 519.7 d and a distance of 7000 ± 1600 pc. The secondary is a M5 red giant (Harrison et al. 1993).

The OGLE I -band light curve of V3890 Sgr (shown in Fig. 4) consists of only 100 measurements spanning years 2001 to 2003. The variability is dominated by the red giant pulsations with a period of 104.5 ± 1.0 d (phased light curve is shown in the right panel of Fig. 4). Pulsations are superimposed on the long-term trend with an amplitude of ~ 0.4 mag. There are some weaker periodicities at 178.7 ± 1.5 d, 78.9 ± 0.5 d, and 140.8 ± 1.5 d.

We have not detected photometric variations with half the orbital period described by Schaefer (2009) and Schaefer (2010), because their amplitude decreases toward infrared (from 1.0 mag in B to 0.07 mag in J). Moreover, in the I -band, any such signal is buried in red giant semiregular pulsations. Also the span of observations is too short for sound detection of so long periodicity.

5 NOVA LMC 1990B

Nova LMC 1990b was the first extragalactic RN to be recognized (Sekiguchi et al. 1990a; Shore et al. 1991). Known eruptions occurred in December 1968 (Sievers 1970) and February 1990. It is the only nova in the Large Magellanic

Cloud with more than one explosion observed (two other novae, LMC 2004 and LMC 2009a, are suspected of being recurrent; Shafter 2013).

5.1 2010 eruption

The nova has been monitored in the OGLE-IV project since 2010. Our dataset consists of 587 measurements in the I - and 114 in the V -band. The light curve is shown in Fig. 5.

In November 2010 Nova LMC 1990b underwent the third known eruption, unfortunately missed by the astronomical community. Since the real-time data reduction pipeline was not available at that time, we could not have alerted this event. The explosion has not been noticed by Walter et al. (2012) in their Stony Brook / SMARTS Atlas of (mostly) Southern Novae, although they monitored old novae.

In the image taken on 2010 Nov 21.2 UT, the star was already overexposed. In the previous frame, taken on 2010 Nov 19.2 UT, the nova had a normal quiescent brightness around 19 mag, so the eruption and the maximum light must have occurred around 2010 Nov 20.2 ± 1.0 UT (HJD = 2455520.7 ± 1.0).

During the first week after the eruption, nova faded at a rate of 0.57 ± 0.07 mag/d in I and 0.59 ± 0.05 mag/d in V . We assessed the peak magnitudes $I_{\text{peak}} = 11.4 \pm 0.4$ mag and $V_{\text{peak}} = 11.7 \pm 0.3$ mag and estimated the decline timescales $t_2 \approx 3.5$ d and $t_3 \approx 5$ d, respectively.

Between 2010 Nov 26 and Dec 8, the nova showed a plateau. The brightness dropped slightly by ~ 0.5 mag. Subsequently, the system faded slowly at a constant rate of 0.070 ± 0.006 mag/d in I and 0.094 ± 0.008 mag/d in V . Two months after the eruption, it reached its normal quiescent brightness $I_{\text{qui}} = 19.2$ mag. Following Strobe et al. (2010) classification system, the nova is of P(5) type.

The mean color in quiescence is $\langle V - I \rangle_{\text{qui}} = 0.37 \pm 0.05$ mag, while during the eruption the nova was slightly bluer $\langle V - I \rangle_{\text{erup}} = 0.29 \pm 0.03$ mag. The color is nearly constant throughout the light curve, which is a typical feature of recurrent novae.

Adopting the distance modulus $m - M = 18.49$ mag for the LMC (Pietrzyński et al. 2013) and the mean extinction $A_V = 0.70 \pm 0.43$ mag (Zaritsky et al. 2004), we estimate absolute magnitudes at maximum $M_{\text{peak}}^V = -7.5$ mag and in quiescence $M_{\text{qui}}^V = 0.4$ mag.

Based on the timing of three eruptions, we can assess the recurrence timescale of the Nova LMC 1990b at $\tau_{\text{rec}} \approx 21$ yr.

5.2 Orbital period

There is only one notice in the literature on the orbital period of the Nova LMC 1990b: $P_{\text{orb}} \sim 1.3$ d (Sekiguchi 1992). We used the TATRY code to find any periodic variations in the quiescence.

We measured a period of 1.26432(8) d. The phased light curve (inset panel in Fig. 5) shows some scatter, but the eclipse-like shape is clear (U Sco and V394 CrA have similar light curves; Schaefer 2010). The I -band depth is 0.6 mag, while in the V -band it is larger ~ 1.5 mag. In principle, the orbital period might be two times longer, but we do not

Band	Mag	Err	Date	Source
<i>J</i>	9.294	0.018	1999-05-29	(1)
<i>H</i>	8.127	0.033	1999-05-29	(1)
<i>K_s</i>	7.349	0.013	1999-05-29	(1)
<i>W1</i>	6.160	0.045	2010-03-21	(2)
<i>W2</i>	5.413	0.024	2010-03-21	(2)
<i>W3</i>	4.325	0.015	2010-03-21	(2)
<i>W4</i>	3.650	0.021	2010-03-21	(2)

(1) Cutri et al. 2003; (2) Wright et al. 2010

Table 2. The IR photometry of V5590 Sgr.

observe any differences between odd and even minima. The secondary eclipse is probably too shallow to be distinguished from flickering.

We tried to detect any period changes caused by the 2010 explosion, but the number of observations in the first season, before the eruption, is insufficient.

6 V5590 SAGITTARI = PNV J18110375-2717276

The discovery of this nova was announced in April 2012 (Nakano et al. 2012), but there were some reports that it was already bright in April 2011 (Walter et al. 2012).

This object has been observed in the OGLE survey since 2001. Its equatorial coordinates are $(\alpha, \delta)_{J2000.0} = (18^{\text{h}}11^{\text{m}}03^{\text{s}}.70, -27^{\circ}17'29''.4)$. We found its counterparts in the 2MASS All-Sky Catalog of Point Sources (Cutri et al. 2003) and the WISE All-Sky Source Catalog (Wright et al. 2010). The IR photometry is listed in Table 2.

The OGLE light curve of V5590 Sgr consists of 679 measurements in the *I*- and 22 in the *V*-band. The data are shown in Fig. 6.

The eruption started on 2010 Jul 31 (HJD = 2455409) and the nova brightened by 1.5 mag in *I* in a week (0.2 mag/d). Subsequently, the brightness was rising until the end of the 2010 season (i.e. Oct 25) with a rate of 0.006 mag/d. The observations were resumed on 2011 Mar 3 when the object brightness was the same as in October 2010, which suggests that it reached the maximum during a conjunction with the Sun. In the *V*-band, the amplitude of the eruption was larger than in the *I*: at least $\Delta V = 6$ mag.

The nova faded slowly at a rate of 0.68 ± 0.12 mag/yr (2011) and 0.11 ± 0.02 mag/yr (2012-13) in *I*, and 0.99 ± 0.68 mag/yr (2011) and 0.16 ± 0.06 mag/yr (2012-13) in *V*. In the *I*-band light curve, we noticed three brightenings (“jitters”; Strope et al. 2010) with amplitudes 0.5-1.0 mag lasting 20–30 d.

The progenitor was a Mira variable with a pulsation period of 235.9 ± 1.0 d and an *I*-band peak-to-peak amplitude of 1.0-1.2 mag. Between 2001 and 2005 the mean brightness dropped with a constant rate of 0.19 ± 0.01 mag/y in *I*. The near-IR 2MASS photometry (Cutri et al. 2003) confirmed that this object is located on sequence C (occupied by Mira stars) in the PL diagram for long period variables (Soszyński et al. 2013).

The shape of the light curve and the Mira progenitor suggest that this object is a symbiotic nova of D-type (i.e. a Mira variable is surrounded by an optically thick dust shell).

7 OGLE-2011-BLG-1444 = VVV-NOV-003

In September 2011, the OGLE survey announced the discovery of a candidate microlensing event OGLE-2011-BLG-1444. It brightened until the end of an observing season (i.e. Oct 27) with a constant rate of 0.14 mag/d. However, the light curve deviated from the standard microlensing curve.

Beamin et al. (2013) reported the discovery of the likely Galactic nova VVV-NOV-003, based on the VISTA Variables in the Via Lactea (VVV) survey data (Minniti et al. 2010). Between August 2011 and March 2012 this object brightened by at least $\Delta K_s = 6.4$ mag, suggesting it might be a slow nova.

Poleski & Udalski (2013) immediately realized the coincidence with the OGLE-2011-BLG-1444. The OGLE data revealed almost flat, long maximum, a distinctive feature of symbiotic novae. The symbiotic nature of this object was later confirmed by the low resolution spectroscopy (Munari et al. 2013). The light curve is presented in Fig. 7.

The 2012-14 light curve (see inset panel of Fig. 7) shows semiregular variations with a period of ~ 120 d and a peak-to-peak amplitude of 1 mag. Similar variability was observed in other SyNe (Munari et al. 2013), but its origin is unknown.

8 SUMMARY

We present photometric properties of three recurrent and two symbiotic novae observed by the OGLE project. The pre-eruption light curve of V745 Sco reveals semiregular pulsations of the red giant secondary (with periods of 136.5 and 77.4 d). We do not find ellipsoidal variability claimed by some authors. This voids previous findings based on the wrong orbital period (e.g., the distance measurement).

We report the discovery of a missing 2010 eruption of Nova LMC 1990b. Based on the eclipse-like variability in quiescence, we measured its orbital period of 1.26432(8) d. The photometric properties (orbital period, color, speed of decline) of this nova confirm it is a member of the U Sco subgroup of recurrent novae.

We also present light curves of two likely symbiotic novae: V5590 Sgr and OGLE-2011-BLG-1444. Both stars show flat, long maxima. The progenitor of V5590 Sgr was a Mira star with pulsation period of 235.9 ± 1.0 d.

We checked the OGLE photometry of old novae (almost 180 objects), located toward the Galactic bulge and the Magellanic Clouds, but none of them showed the second eruption.

Currently the sky area of over 140 sq deg is regularly monitored by the OGLE project with cadence ranging from 20 min to 2 d. Photometry is performed on-line at the telescope and transient objects are effectively found by the EWS (Early Warning System; Udalski 2003). This guarantees that only conjunction with the Sun can cause a nova eruption to be missed. For objects brighter than $I = 20$ mag the long-term photometry is available. Future (recurrent) nova eruptions located in the OGLE monitored fields can be, then, investigated in a more detailed way.

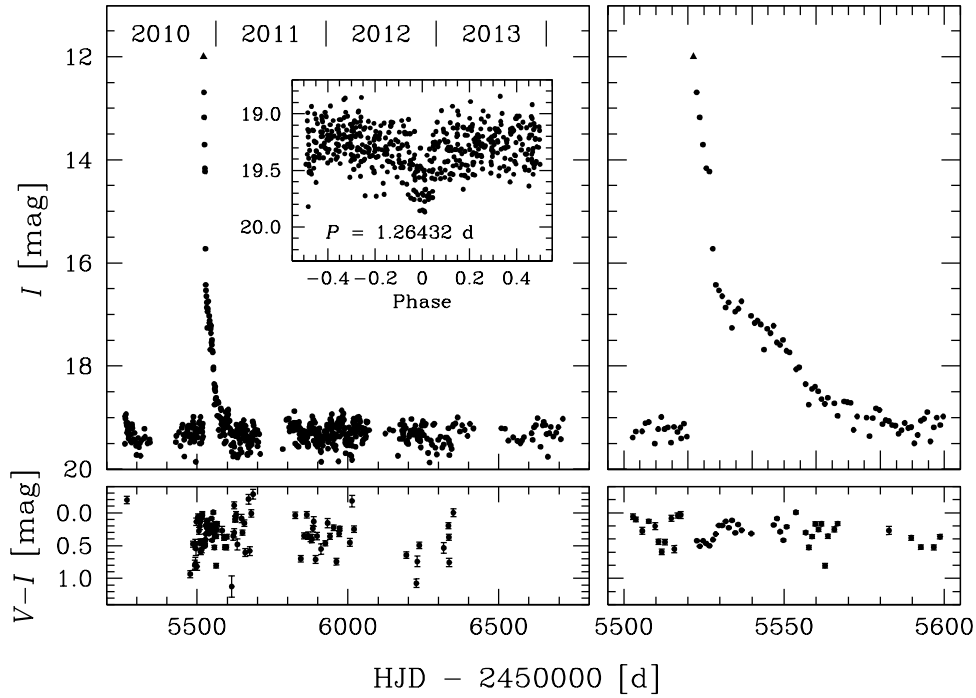


Figure 5. OGLE-IV light and color curve of Nova LMC 1990b. 2010 eruption is presented in the right panel. Inset shows the quiescent light curve phased with the orbital period $P_{\text{orb}} = 1.26432$ d. Triangle indicates the overexposed image.

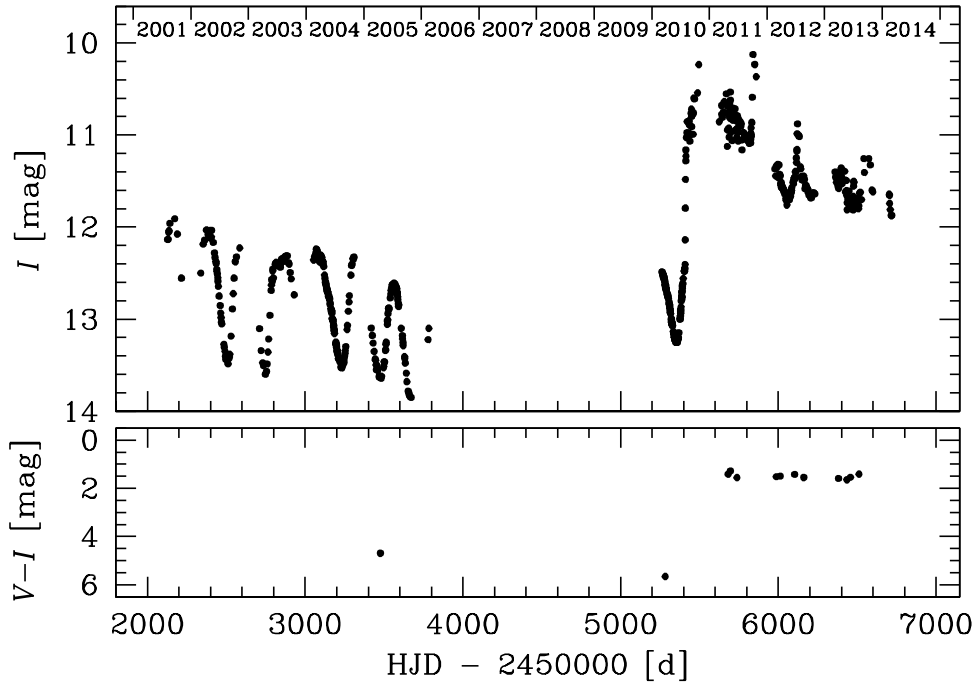


Figure 6. OGLE light and color curve of V5590 Sgr.

ACKNOWLEDGMENTS

This work has been supported by the Polish Ministry of Science and Higher Education through the program "Ideas Plus" award No. IdP2012 000162. The OGLE project has received funding from the European Research Council under the European Community's Seventh Framework Programme (FP7/2007-2013)/ERC grant agreement No. 246678 to AU.

This publication makes use of data products from the Wide-field Infrared Survey Explorer, which is a joint project of the University of California, Los Angeles, and the Jet Propulsion Laboratory/California Institute of Technology, funded by the National Aeronautics and Space Administration.

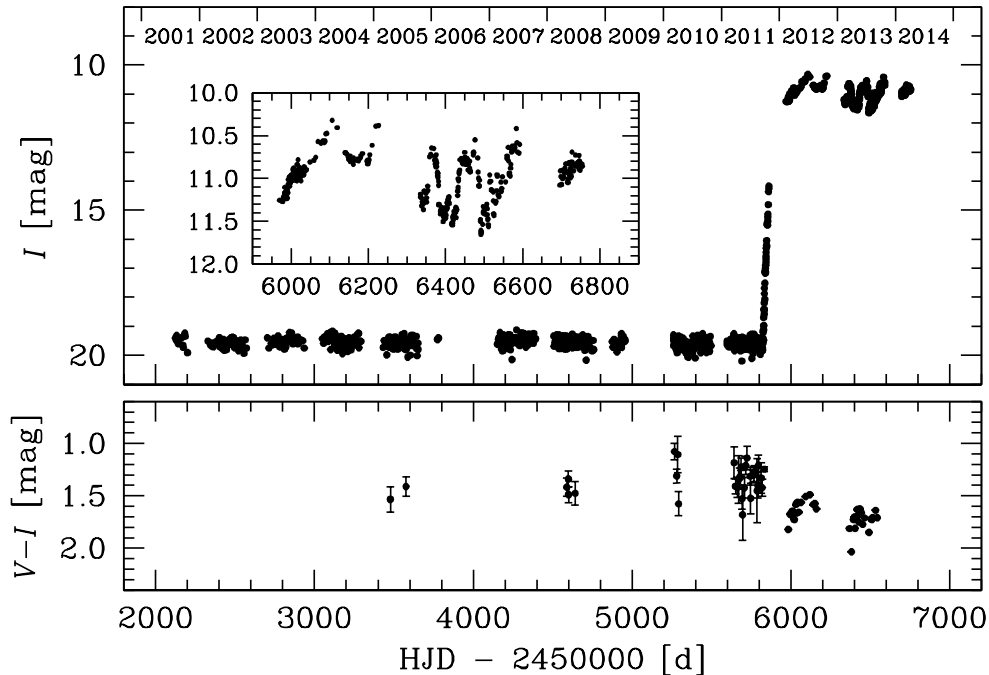


Figure 7. OGLE light and color curve of OGLE-2011-BLG-1444. Inset panel shows a closeup of the eruption data.

REFERENCES

- Alard C., Lupton R.H., 1998, *ApJ*, 503, 325
 Anupama G., Mikołajewska J., 1999, *A&A*, 344, 177
 Banerjee D., Joshi V., Venkataraman V., Ashok N., Marion G., Hsiao E., Raj A., 2014, *ApJL*, 785, 11
 Beamin J., Minniti D., Saito R., Kurtev R., 2013, *ATel* #5212
 Collazzi A., Schaefer B., Xiao L., Pagnotta A., Kroll P., Löchel K., Henden A., 2009, *AJ*, 138, 1846
 Cutri R. et al., 2003, "2MASS All-Sky Catalog of Point Sources"
 Darnley M., Williams S., Bode M., Henze M., Ness J.-U., Shafter A., Hornoch K., Votruba V., 2014, *A&A*, 563, 9
 Dinerstein H., Hoffleit D., 1973, *IBVS*, 845
 Harrison T., Johnson J., Spyromilio J., 1993, *AJ*, 105, 320
 Kato M., Saio H., Hachisu I., Nomoto K., 2014, *arXiv:1404.0582*
 Kilmartin P., Gilmore A., Jones A., Pearce A., 1990, *IAU Circ.*, 5002
 Liller W., 1989, *IAUC*, 4820
 Maoz D., Mannucci F., Nelemans G., 2014, *arXiv:1312.0628*
 Mikołajewska J., 2010, *arXiv:1011.5657*
 Minniti D. et al., 2010, *NewA*, 15, 433
 Munari U., Valisa P., Cetrulo G., Poleski R., 2013, *IBVS*, 6069
 Nakano S., Itagaki K., Kaneda H., Ayani K., Fujii M., Maeno S., 2012, *CBET*, 3140
 Pietrzyński G. et al., 2013, *Nature*, 7439, 76
 Plaut L., 1958, *Leiden Ann.*, 21, 3
 Poleski R., Udalski A., 2013, *ATel* #5215
 Scargle J., 1982, *ApJ*, 263, 835
 Schaefer B.E., 2009, *ApJ*, 697, 721
 Schaefer B.E., 2010, *ApJS*, 187, 275
 Schaefer B.E. et al., 2013, *ApJ*, 773, 55
 Schwarzenberg-Czerny A., 1996, *ApJ*, 460, L107
 Sekiguchi K., 1992, *ASPC*, 30, 345
 Sekiguchi K., Stobie R., Buckley D., Caldwell J., 1990a, *MNRAS*, 245, 28
 Sekiguchi K. et al., 1990b, *MNRAS*, 246, 78
 Shafter A.W., 2013, *AJ*, 145, 117
 Shore S., Sonneborn G., Starrfield S., Hamuy M., Williams R., Cassatella A., Drechsel H., 1991, *ApJ*, 370, 193
 Sievers J., 1970, *IBVS*, 448
 Soszyński I., Wood P.R., Udalski A., 2013, *ApJ*, 779, 167
 Soszyński I. et al., 2013, *Acta Astron.*, 63, 21
 Soszyński I. et al., 2014, *Acta Astron.*, 64, 1
 Strobe R., Schaefer B., Henden A., 2010, *AJ*, 140, 34
 Stubbings R., 2014, *CBET*, 3803
 Szymański M.K., Udalski A., Soszyński I., Kubiak M., Pietrzyński G., Poleski R., Wyrzykowski Ł., Ulaczyk K., 2011, *Acta Astron.*, 61, 83
 Tang S. et al., 2014, *ApJ*, 786, 61
 Tylenda R. et al., 2011, *A&A*, 528, A114
 Udalski A., 2003, *Acta Astron.*, 53, 291
 Udalski A., Szymański M.K., Soszyński I., Poleski R., 2008, *Acta Astron.*, 58, 69
 Walter F., Battisti A., Towers S., Bond H., Stringfellow G., 2012, *PASP*, 124, 1057
 Woźniak P.R., 2000, *Acta Astron.*, 50, 421
 Wright E. et al., 2010, *AJ*, 140, 1868
 Zaritsky D., Harris J., Thompson I., Grebel E., 2004, *AJ*, 128, 1606

This paper has been typeset from a \TeX / \LaTeX file prepared by the author.