

Testing equality between several populations covariance operators

Graciela Boente, Daniela Rodriguez and Mariela Sued

Facultad de Ciencias Exactas y Naturales, Universidad de Buenos Aires and CONICET, Argentina

e-mail: gboente@dm.uba.ar

drodrig@dm.uba.ar

msued@dm.uba.ar

Abstract

In many situations, when dealing with several populations, equality of the covariance operators is assumed. An important issue is to study if this assumption holds before making other inferences. In this paper, we develop a test for comparing covariance operators of several functional data samples. The proposed test is based on the Hilbert–Schmidt norm of the difference between estimated covariance operators. In particular, when dealing with two populations, the tests statistic is just the squared norm of the difference between the two covariance operators estimators. The asymptotic behaviour of the test statistic under the null and under local alternatives is obtained. Since the statistic null asymptotic distribution does not allow to obtain easily its quantiles, a bootstrap procedure to compute the critical values is considered. The performance of the test statistics for small sample sizes is illustrated through a Monte Carlo study.

1 Introduction

In many applications, we study phenomena that are continuous in time or space and can be considered as smooth curves or functions. Statistical procedures to deal with such functional data may be found, for instance, in Ramsay and Silverman (2005), Ferraty and Vieu (2006) and Horváth and Kokoszka (2012). On the other hand, when working with more than one population, as in the finite–dimensional case, equality among the covariance operators associated to each population is often assumed. In the case of finite–dimensional data, tests for equality of covariance matrices have been extensively studied, see for example, Seber (1984) and Gupta and Xu (2006). This problem has been considered even for high dimensional data, i.e., when the sample size is smaller than the number of variables under study; we refer among others to Ledoit and Wolf (2002) and Schott (2007).

For functional data, most of the literature on hypothesis testing deals with tests on the mean function including the functional linear model, see, for instance, Fan and Lin (1998), Cardot *et al.* (2003), Cuevas *et al.* (2004) and Shen and Faraway (2004). However, as mentioned in Pigoli *et al.* (2014) the analysis of the covariance operator arises in many applied contexts. For instance, Ferraty *et al.* (2007) considered tests for comparing groups of curves based on comparison of their covariances. In this paper, we rather focus on testing equality of the covariance operators of several functional samples. By the Karhunen–Loève expansion, this is equivalent to testing

if all the samples have the same set of functional principal components sharing also their size. When considering only two populations, Benko *et al.* (2009), Panaretos *et al.* (2010) and Fremdt *et al.* (2013) used this characterization to develop test statistics. In particular, Benko *et al.* (2009) proposed two-sample bootstrap tests for specific aspects of the spectrum of functional data, such as the equality of a subset of eigenfunctions. On the other hand, Panaretos *et al.* (2010) and Fremdt *et al.* (2013) considered an approach based on the projection of the data over a suitable chosen finite-dimensional space, such as that defined by the functional principal components. The results in Fremdt *et al.* (2013) generalized those provided in Panaretos *et al.* (2010) which assume that the processes have a Gaussian distribution. More recently, Pigoli *et al.* (2014) developed a two-sample test for comparing covariance operators using different distances between covariance operators. Their procedure is based on a permutation test and assumes that the two samples have the same mean, otherwise, an approximate permutation test is considered after the processes are centred using their sample means. A different approach was given by Gaines *et al.* (2011), who defines an univariate likelihood ratio test combined with Roy's union-intersection principle for testing the equality of two covariance operators and derives its asymptotic behaviour under the null and under a set of local alternatives converging to the null hypothesis at a rate $n^{1/2}$, where n stands for the total sample size.

In this paper, we go one step further by studying the problem of more than two populations, that is, we study if the covariance operators of k independent samples are equal, for $k \geq 2$. Clearly, the permutation test defined in Pigoli *et al.* (2014) can easily be adapted to the situation of more than two populations. However, up to our knowledge, the asymptotic behaviour of their test statistic under local alternatives has not been studied yet. One of the goals of this paper is not only to propose a test statistic to compare covariance operators of k populations, but also to provide a theoretical framework which clarifies the ability of the test statistic to detect root- n local alternatives and the rate of convergence of the detected alternatives. Hence, our results extend the approaches based on distances between covariance operators estimators given in the case of two independent samples to the several samples situation and provide a full asymptotic analysis not only under the null but also under local alternatives converging at a root- n rate, which include, for instance, the functional common principal components model.

To fix ideas, we will begin by describing the two sample situation and we will then generalize the test statistic to the situation in which $k > 2$. Let us assume that we have two independent populations with covariance operators $\mathbf{\Gamma}_1$ and $\mathbf{\Gamma}_2$. Denote by $\widehat{\mathbf{\Gamma}}_1$ and $\widehat{\mathbf{\Gamma}}_2$ consistent estimators of $\mathbf{\Gamma}_1$ and $\mathbf{\Gamma}_2$, respectively, such as the sample covariance estimators studied in Dauxois *et al.* (1982). It is clear that under the standard null hypothesis $\mathbf{\Gamma}_1 = \mathbf{\Gamma}_2$, the difference between the covariance operator estimators should be small. For that reason, a test statistic based on the norm of $\widehat{\mathbf{\Gamma}}_1 - \widehat{\mathbf{\Gamma}}_2$ may be helpful to study the hypothesis of equality. Different norms including the operator norm and the trace have been explored in Pigoli *et al.* (2014) for the two sample case. Here, we will focus on the Hilbert-Schmidt norm which is a natural norm for covariance operators. In the general situation, one may consider the norm of $\widehat{\mathbf{\Gamma}}_1 - \widehat{\mathbf{\Gamma}}_j$, for $j = 2, \dots, k$ to construct a test statistic. It is worth noting that the asymptotic null distribution of the test statistic was stated without proof in Boente *et al.* (2011) corresponding to the peer-reviewed contribution to the International Workshop on Functional and Operatorial Statistics. This paper completes the results stated therein by generalizing the results to several populations and by

providing the asymptotic distribution for root- n local alternatives as well as a numerical study conducted to illustrate the behaviour of the proposed test for finite samples.

The paper is organized as follows. Section 2 introduce the notation and review some basic concepts which are used in later sections. In Section 3, we introduce the test statistics and derive its asymptotic distribution under the null hypothesis. An important issue is to describe a set of local alternatives that the proposed statistic is able to detect. For that purpose, the asymptotic distribution under a set of local alternatives converging to the null hypothesis at rate $n^{1/2}$ which include the functional common principal component model is studied in Section 4. A bootstrap calibration for the null distribution of the test statistic is described in Section 5. The results of a Monte Carlo study are summarized in Section 6. Proofs are relegated to the Appendix.

2 Preliminaries and notation

From now on, \mathcal{H} stands for a separable Hilbert space with inner product $\langle \cdot, \cdot \rangle$ and norm $\|u\| = \langle u, u \rangle^{1/2}$. Let $\mathbf{H} : \mathcal{H} \rightarrow \mathcal{H}$ be a compact operator. The operator \mathbf{H} is said to be a trace class operator if $\sum_{\ell=1}^{\infty} \langle \mathbf{H}u_{\ell}, u_{\ell} \rangle < \infty$, for $\{u_{\ell} : \ell \geq 1\}$ any orthonormal basis of \mathcal{H} , while it is said to be Hilbert-Schmidt if $\sum_{\ell=1}^{\infty} \|\mathbf{H}u_{\ell}\|^2 < \infty$. From now on, \mathcal{F} stands for the Hilbert space of Hilbert-Schmidt operators over \mathcal{H} and \mathbf{H}^* will denote the adjoint of the operator \mathbf{H} . Given $\mathbf{H}_1, \mathbf{H}_2$ and \mathbf{H} Hilbert-Schmidt operators, the inner product in \mathcal{F} is defined as $\langle \mathbf{H}_1, \mathbf{H}_2 \rangle_{\mathcal{F}} = \text{trace}(\mathbf{H}_1^* \mathbf{H}_2) = \sum_{\ell=1}^{\infty} \langle \mathbf{H}_1 u_{\ell}, \mathbf{H}_2 u_{\ell} \rangle$, while the norm equals $\|\mathbf{H}\|_{\mathcal{F}} = \langle \mathbf{H}^*, \mathbf{H} \rangle_{\mathcal{F}}^{1/2} = \{\sum_{\ell=1}^{\infty} \|\mathbf{H}u_{\ell}\|^2\}^{1/2}$, with $\{u_{\ell} : \ell \geq 1\}$ any orthonormal basis of \mathcal{H} . These definitions are independent of the basis choice. Note that Hilbert-Schmidt operators have a countable number of eigenvalues, all of them being real when the operator is self-adjoint. Hence, choosing as orthonormal basis the eigenfunctions of \mathbf{H} , we get that for non-negative and self-adjoint operators $\|\mathbf{H}\|_{\mathcal{F}}^2 = \sum_{\ell=1}^{\infty} \lambda_{\ell}^2$, where $\{\lambda_{\ell} : \ell \geq 1\}$ are the eigenvalues of \mathbf{H} ordered such that $\lambda_{\ell} \geq \lambda_{\ell+1}$.

Let us consider independent random elements X_1, \dots, X_k in \mathcal{H} and assume that $\mathbb{E}\|X_i\|^2 < \infty$. Denote by $\mu_i \in \mathcal{H}$ the mean of X_i , $\mu_i = \mathbb{E}(X_i)$ and by $\mathbf{\Gamma}_i : \mathcal{H} \rightarrow \mathcal{H}$ the covariance operator of X_i . Let \otimes stand for the tensor product on \mathcal{H} , e.g., for $u, v \in \mathcal{H}$, the operator $u \otimes v : \mathcal{H} \rightarrow \mathcal{H}$ is defined as $(u \otimes v)w = \langle v, w \rangle u$. With this notation, the covariance operator $\mathbf{\Gamma}_i$ can be written as $\mathbf{\Gamma}_i = \mathbb{E}\{(X_i - \mu_i) \otimes (X_i - \mu_i)\}$. The operator $\mathbf{\Gamma}_i$ is a linear, self-adjoint and compact operator with finite trace, so it is a Hilbert-Schmidt operator. From now on, we denote as $\{\phi_{i,\ell} : \ell \geq 1\}$ the eigenfunctions of $\mathbf{\Gamma}_i$ related to the eigenvalues $\{\lambda_{i,\ell} : \ell \geq 1\}$, ordered as a non-increasing sequence, i.e., $\lambda_{i,\ell} \geq \lambda_{i,\ell+1}$. Note that the trace of $\mathbf{\Gamma}_i$ is given by $\sum_{\ell=1}^{\infty} \lambda_{i,\ell}$.

When $\mathcal{H} = L^2(\mathcal{I})$ for some bounded interval \mathcal{I} and $\langle u, v \rangle = \int_{\mathcal{I}} u(s)v(s)ds$, it is well known that the covariance operator is defined through the covariance function of X_i , $\gamma_i(s, t) = \text{Cov}(X_i(s), X_i(t))$, $s, t \in \mathcal{I}$ as $(\mathbf{\Gamma}_i u)(t) = \int_{\mathcal{I}} \gamma_i(s, t)u(s)ds$. Besides, $\|\mathbf{\Gamma}_i\|_{\mathcal{F}}^2 = \sum_{\ell=1}^{\infty} \lambda_{i,\ell}^2 = \|\gamma_i\|^2 = \int_{\mathcal{I}} \int_{\mathcal{I}} \gamma_i^2(t, s)dt ds$.

Our goal is to test whether the covariance operators $\mathbf{\Gamma}_i$ of several populations are equal or not. For that purpose, let us consider independent samples of each population, that is, let us assume that we have independent observations $X_{i,1}, \dots, X_{i,n_i}$, $1 \leq i \leq k$ such that $X_{i,j} \sim X_i$, $1 \leq j \leq n_i$. A natural way to estimate the covariance operators $\mathbf{\Gamma}_i$ is through their empirical

versions. The sample covariance operator $\widehat{\mathbf{\Gamma}}_i$ is defined as

$$\widehat{\mathbf{\Gamma}}_i = \frac{1}{n_i} \sum_{j=1}^{n_i} (X_{i,j} - \overline{X}_i) \otimes (X_{i,j} - \overline{X}_i) ,$$

where $\overline{X}_i = (1/n_i) \sum_{j=1}^{n_i} X_{i,j}$. Dauxois *et al.* (1982) obtained the asymptotic behaviour of $\widehat{\mathbf{\Gamma}}_i$. In particular, they have shown that, when $\mathbb{E}(\|X_i\|^4) < \infty$, $\sqrt{n_i} (\widehat{\mathbf{\Gamma}}_i - \mathbf{\Gamma}_i)$ converges in distribution to a zero mean Gaussian random element of \mathcal{F} , \mathbf{U}_i , with covariance operator $\mathbf{\Upsilon}_i$ given by

$$\begin{aligned} \mathbf{\Upsilon}_i &= \sum_{m,r,o,p} \lambda_{im}^{1/2} \lambda_{ir}^{1/2} \lambda_{io}^{1/2} \lambda_{ip}^{1/2} \mathbb{E}(f_{im} f_{ir} f_{io} f_{ip}) \phi_{i,m} \otimes \phi_{i,r} \tilde{\otimes} \phi_{i,o} \otimes \phi_{i,p} \\ &- \sum_{m,r} \lambda_{im} \lambda_{ir} \phi_{i,m} \otimes \phi_{i,m} \tilde{\otimes} \phi_{i,r} \otimes \phi_{i,r} \end{aligned} \quad (1)$$

where $\tilde{\otimes}$ stands for the tensor product in \mathcal{F} and, as mentioned above, $\{\phi_{i,\ell} : \ell \geq 1\}$ is an orthonormal basis of eigenfunctions of $\mathbf{\Gamma}_i$ with associated eigenvalues $\{\lambda_{i,\ell} : \ell \geq 1\}$ such that $\lambda_{i,\ell} \geq \lambda_{i,\ell+1}$. The random variables f_{im} are the standardized coordinates of $X_i - \mu_i$ on the basis $\{\phi_{i,\ell} : \ell \geq 1\}$, that is, $f_{im} = \lambda_{i,m}^{-1/2} \langle X_i - \mu_i, \phi_{i,m} \rangle$. Note that $\mathbb{E}(f_{im}) = 0$. Using that $\text{COV}(\langle u, X_i - \mu_i \rangle, \langle v, X_i - \mu_i \rangle) = \langle u, \mathbf{\Gamma}_i v \rangle$, we get that $\mathbb{E}(f_{im}^2) = 1$, $\mathbb{E}(f_{im} f_{is}) = 0$ for $m \neq s$. In particular, the Karhunen-Loéve expansion leads to

$$X_i = \mu_i + \sum_{\ell=1}^{\infty} \lambda_{i,\ell}^{1/2} f_{i\ell} \phi_{i,\ell} . \quad (2)$$

It is worth noticing that, since $\mathbb{E}\|\mathbf{U}_i\|_{\mathcal{F}}^2 < \infty$, $\mathbf{\Upsilon}_i$ is a linear operator over \mathcal{F} with finite trace, so it is also a Hilbert-Schmidt operator. Thus, any linear combination of the operators $\mathbf{\Upsilon}_i$, $\mathbf{\Upsilon} = \sum_{i=1}^k a_i \mathbf{\Upsilon}_i$, with $a_i \geq 0$, will be trace class operator, that is, if $\{\theta_\ell\}_{\ell \geq 1}$ stand for the eigenvalues of $\mathbf{\Upsilon}$ ordered in decreasing order, we have that $\theta_\ell \geq 0$ and $\sum_{\ell \geq 1} \theta_\ell < \infty$. This property will be used later in Theorem 3.1.

When $\mathcal{H} = L^2(\mathcal{I})$, smooth estimators, $\widehat{\mathbf{\Gamma}}_{i,h}$, of the covariance operators were studied in Boente and Fraiman (2000). The smoothed operator is the operator induced by the smooth covariance function

$$\widehat{\gamma}_{i,h}(t, s) = \frac{1}{n_i} \sum_{j=1}^{n_i} (X_{i,j,h}(t) - \overline{X}_{i,h}(t)) (X_{i,j,h}(s) - \overline{X}_{i,h}(s)) ,$$

where $X_{i,j,h}(t) = \int_{\mathcal{I}} K_h(t-x) X_{i,j}(t) dt$ are the smoothed trajectories, $K_h(\cdot) = h^{-1} K(\cdot/h)$ is a nonnegative kernel function, and h a smoothing parameter. Boente and Fraiman (2000) have shown that the smooth estimators have the same asymptotic distribution as the empirical version, under mild conditions.

3 The test statistic

To motivate our test statistic, we first consider the two sample setting, that is, the problem of testing the hypothesis

$$H_0 : \mathbf{\Gamma}_1 = \mathbf{\Gamma}_2 \quad \text{against} \quad H_1 : \mathbf{\Gamma}_1 \neq \mathbf{\Gamma}_2, \quad (3)$$

from two independent samples $X_{1,1}, \dots, X_{1,n_1}$ and $X_{2,1}, \dots, X_{2,n_2}$. A natural approach is to consider $\widehat{\mathbf{\Gamma}}_i$ as the empirical covariance operators of each population and construct a statistic T_n based on the difference between the covariance operators estimators, i.e., to define

$$T_n = n \|\widehat{\mathbf{\Gamma}}_1 - \widehat{\mathbf{\Gamma}}_2\|_{\mathcal{F}}^2, \quad (4)$$

where $n = n_1 + n_2$, $n_i/n \rightarrow \tau_i$ with $\tau_i \in (0, 1)$. As mentioned in Pigoli *et al.* (2014), the null hypothesis can be written as $d(\mathbf{\Gamma}_1, \mathbf{\Gamma}_2) = \|\mathbf{\Gamma}_1 - \mathbf{\Gamma}_2\|_{\mathcal{F}} = 0$ while the alternative corresponds to $\|\mathbf{\Gamma}_1 - \mathbf{\Gamma}_2\|_{\mathcal{F}} > 0$. Thus, if $\widehat{\mathbf{\Gamma}}_j$ are consistent estimators of $\mathbf{\Gamma}_j$ for $j = 1, 2$, any test based on the distance $d(\widehat{\mathbf{\Gamma}}_1, \widehat{\mathbf{\Gamma}}_2)$ between will be consistent.

To generalize the procedure to several populations, let $\mathbf{\Gamma}_i$ stand for the covariance operator of the i -th population. We wish to test the null hypothesis

$$H_0 : \mathbf{\Gamma}_1 = \dots = \mathbf{\Gamma}_k \quad \text{against} \quad H_1 : \exists i \neq j \text{ such that } \mathbf{\Gamma}_i \neq \mathbf{\Gamma}_j. \quad (5)$$

Note that the null hypothesis is equivalent to $\sum_{j=2}^k \|\mathbf{\Gamma}_j - \mathbf{\Gamma}_1\|_{\mathcal{F}}^2 = 0$, which allows to construct a consistent test using consistent covariance operator estimators. To be more precise, let $X_{i,1}, \dots, X_{i,n_i}$, $1 \leq i \leq k$, be independent samples, $n = n_1 + \dots + n_k$ and assume that $n_i/n \rightarrow \tau_i$, $0 < \tau_i < 1$, $\sum_{i=1}^k \tau_i = 1$. Denote with $\widehat{\mathbf{\Gamma}}_i$ the sample covariance operator of i -th population. A natural generalization of the statistic defined in (4) is to consider the test statistic

$$T_{k,n} = n \sum_{j=2}^k \|\widehat{\mathbf{\Gamma}}_j - \widehat{\mathbf{\Gamma}}_1\|_{\mathcal{F}}^2. \quad (6)$$

To define the test we need the asymptotic distribution of $T_{k,n}$ under the null hypothesis, which is derived in Corollary 3.1.

The following result allows to study, under the null hypothesis, the asymptotic behaviour of $n \sum_{j=2}^k \|\widehat{\mathbf{\Gamma}}_j - \widehat{\mathbf{\Gamma}}_1\|_{\mathcal{F}}^2$ when considering a general class of covariance estimators $\widetilde{\mathbf{\Gamma}}_i$ rather than the sample covariance operators.

Theorem 3.1. *Let $X_{i,1}, \dots, X_{i,n_i}$, for $1 \leq i \leq k$, be independent observations from k independent distributions in \mathcal{H} , with mean μ_i and covariance operator $\mathbf{\Gamma}_i$. Assume that $n_i/n \rightarrow \tau_i$ with $\tau_i \in (0, 1)$ where $n = \sum_{i=1}^k n_i$. Let $\widetilde{\mathbf{\Gamma}}_i$ be the independent estimators of the i -th population covariance operator such that $\sqrt{n_i}(\widetilde{\mathbf{\Gamma}}_i - \mathbf{\Gamma}_i) \xrightarrow{D} \mathbf{U}_i$, with \mathbf{U}_i a zero mean Gaussian random element with covariance operator $\mathbf{\Upsilon}_i$. Denote $\mathbf{\Upsilon}_W = (\mathbf{\Upsilon}_{W,1}, \dots, \mathbf{\Upsilon}_{W,k-1})$ the trace operator $\mathbf{\Upsilon}_W : \mathcal{F}^{k-1} \rightarrow \mathcal{F}^{k-1}$ with i -th component defined as*

$$\mathbf{\Upsilon}_{W,i}(u_1, \dots, u_{k-1}) = \frac{1}{\tau_{i+1}} \mathbf{\Upsilon}_{i+1}(u_i) + \frac{1}{\tau_1} \mathbf{\Upsilon}_1 \left(\sum_{\ell=1}^{k-1} u_\ell \right) \quad \text{for } 1 \leq i \leq k-1. \quad (7)$$

Let $\{\theta_\ell\}_{\ell \geq 1}$ stand for the sequence of eigenvalues of $\Upsilon_{\mathbf{W}}$ ordered in decreasing order. Then, we have that

$$n \sum_{j=2}^k \|(\tilde{\Gamma}_j - \Gamma_j) - (\tilde{\Gamma}_1 - \Gamma_1)\|_{\mathcal{F}}^2 \xrightarrow{\mathcal{D}} \sum_{\ell \geq 1} \theta_\ell Z_\ell^2,$$

with $Z_\ell \sim N(0, 1)$ independent. In particular, if $H_0 : \Gamma_1 = \dots = \Gamma_k$ holds, we have that $n \sum_{j=2}^k \|\tilde{\Gamma}_j - \tilde{\Gamma}_1\|_{\mathcal{F}}^2 \xrightarrow{\mathcal{D}} \sum_{\ell \geq 1} \theta_\ell Z_\ell^2$.

When $\mathbb{E}(\|X_i\|^4) < \infty$, the results in Theorem 3.1 apply in particular to the sample covariance operator, i.e., when $\tilde{\Gamma}_i = \hat{\Gamma}_i$, leading to the asymptotic distribution of $T_{k,n}$ under the null hypothesis stated in Corollary 3.1. However, it also allows to use other covariance estimators to define the test statistic, such as the smooth ones $\hat{\Gamma}_{i,h}$ defined in Boente and Fraiman (2000).

Corollary 3.1. *Let $X_{i,1}, \dots, X_{i,n_i}$, for $1 \leq i \leq k$, be independent observations from k independent distributions in \mathcal{H} , with mean μ_i and covariance operator Γ_i such that $\mathbb{E}(\|X_i\|^4) < \infty$. Let $\hat{\Gamma}_i$ be the sample covariance operator of the i -th population. Assume that $n_i/n \rightarrow \tau_i$ with $\tau_i \in (0, 1)$ where $n = \sum_{i=1}^k n_i$. Denote $\Upsilon_{\mathbf{W}} = (\Upsilon_{\mathbf{W},1}, \dots, \Upsilon_{\mathbf{W},k-1})$ the trace operator $\Upsilon_{\mathbf{W}} : \mathcal{F}^{k-1} \rightarrow \mathcal{F}^{k-1}$ where $\Upsilon_{\mathbf{W},i}$ is defined in (7) with Υ_i given in (1). Let $\{\theta_\ell\}_{\ell \geq 1}$ stand for the sequence of eigenvalues of $\Upsilon_{\mathbf{W}}$ ordered in decreasing order. Under $H_0 : \Gamma_1 = \dots = \Gamma_k$, we have*

$$n \sum_{j=2}^k \|\hat{\Gamma}_j - \hat{\Gamma}_1\|_{\mathcal{F}}^2 \xrightarrow{\mathcal{D}} \sum_{\ell \geq 1} \theta_\ell Z_\ell^2, \quad (8)$$

with $Z_\ell \sim N(0, 1)$ independent.

Remark 3.1.

- a) Note that the fact that $\mathbb{E}(\|X_i\|^4) < \infty$ entails that $\mathbb{E}(\|(X_i - \mu_i) \otimes (X_i - \mu_i)\|^2) < \infty$, so Υ_i , the covariance operator of $(X_i - \mu_i) \otimes (X_i - \mu_i)$, is well defined and $\sum_{\ell \geq 1} \theta_\ell < \infty$. Hence, for any q_n a sequence of integers such that $q_n \rightarrow \infty$, the sequence $\mathcal{U}_n = \sum_{\ell=1}^{q_n} \theta_\ell Z_\ell^2$ is Cauchy in $L^2(\mathbb{P})$, so the limit $\mathcal{U} = \sum_{\ell \geq 1} \theta_\ell Z_\ell^2$ is well defined. In fact, analogous arguments to those considered in Neuhaus (1980) allow to show that the series converges almost surely. Moreover, since $Z_1^2 \sim \chi_1^2$, \mathcal{U} has a continuous distribution function $F_{\mathcal{U}}$ which entails that the distribution function of \mathcal{U}_n , $F_{\mathcal{U}_n}$, converges to $F_{\mathcal{U}}$ uniformly (see, for instance, shown in Lemma 2.11 in Van der Vaart, 2000).
- b) It is worth noticing that Corollary 3.1 is a natural extension of its analogous in the finite-dimensional case. To be more precisely, let $\mathbf{Z}_{ij} \in \mathbb{R}^p$ with $1 \leq i \leq k$ and $1 \leq j \leq n_i$ be independent random vectors and let $\hat{\Sigma}_i$ be their sample covariance matrix. Then, $\sqrt{n_i} \mathbf{V}_i = \sqrt{n_i}(\hat{\Sigma}_i - \Sigma_i)$ converges to a multivariate normal distribution with mean zero and covariance matrix Υ_i . Let

$$\mathbf{A} = \begin{pmatrix} -\mathbf{I}_p & \mathbf{I}_p & 0 & \dots & 0 \\ -\mathbf{I}_p & 0 & \mathbf{I}_p & \dots & 0 \\ \vdots & \vdots & \vdots & \vdots & \vdots \\ -\mathbf{I}_p & 0 & \dots & 0 & \mathbf{I}_p \end{pmatrix}$$

where \mathbf{I}_p stands for the identity matrix of order p . Then, straightforward calculations allow to show that $\sqrt{n}\mathbf{A}(\mathbf{V}_1, \dots, \mathbf{V}_k)^\top \xrightarrow{D} N(0, \Upsilon)$ where

$$\Upsilon = \begin{pmatrix} \tau_1^{-1}\Upsilon_1 + \tau_2^{-1}\Upsilon_2 & \tau_1^{-1}\Upsilon_1 & \dots & \tau_1^{-1}\Upsilon_1 \\ \tau_1^{-1}\Upsilon_1 & \tau_1^{-1}\Upsilon_1 + \tau_3^{-1}\Upsilon_3 & \dots & \tau_1^{-1}\Upsilon_1 \\ \vdots & \vdots & \ddots & \vdots \\ \tau_1^{-1}\Upsilon_1 & \tau_1^{-1}\Upsilon_1 & \dots & \tau_1^{-1}\Upsilon_1 + \tau_k^{-1}\Upsilon_k \end{pmatrix}$$

Therefore, under the null hypothesis of equality of the covariance matrices Σ_i , we have that $n \sum_{i=2}^k \|\widehat{\Sigma}_i - \widehat{\Sigma}_1\|^2 = \|\sqrt{n}\mathbf{A}\mathbf{V}\|^2 \xrightarrow{D} \sum_{\ell=1}^{kp^4} \theta_\ell Z_\ell^2$ where $\mathbf{V} = (\mathbf{V}_1, \dots, \mathbf{V}_k)$ and $\theta_1, \theta_2, \dots, \theta_{kp^4}$ are the eigenvalues of Υ . Note that the matrix Υ is the finite dimensional version of the covariance operator $\Upsilon_{\mathbf{W}}$.

- c) From Corollary 3.1 we have that, under the null hypothesis $H_0 : \Gamma_1 = \dots = \Gamma_k$, the test statistic $T_{k,n} = n \sum_{j=2}^k \|\widehat{\Gamma}_j - \widehat{\Gamma}_1\|_{\mathcal{F}}^2 \xrightarrow{D} \mathcal{U} = \sum_{\ell \geq 1} \theta_\ell Z_\ell^2$. Hence, an asymptotic test may be based on $T_{k,n}$ rejecting for large values of $T_{k,n}$. To obtain the critical values, the distribution of \mathcal{U} and thus, the eigenvalues of $\Upsilon_{\mathbf{W}}$ need to be estimated. In particular, when $k = 2$, the test statistic $T_{k,n}$ equals $T_n = n \|\widehat{\Gamma}_1 - \widehat{\Gamma}_2\|_{\mathcal{F}}^2$ and $\Upsilon_{\mathbf{W}} = \tau_1^{-1}\Upsilon_1 + \tau_2^{-1}\Upsilon_2$. As mentioned above, the distribution function of \mathcal{U} can be uniformly approximated by that of \mathcal{U}_n and so, the critical values can be approximated by the $(1 - \alpha)$ -quantile of \mathcal{U}_n . Gupta and Xu (2006) provide an approximation for the distribution function of any finite mixture of χ_1^2 independent random variables that can be used in the computation of the $(1 - \alpha)$ -quantile of $\sum_{\ell=1}^{q_n} \widehat{\theta}_\ell Z_\ell^2$, where $\widehat{\theta}_\ell$ are estimators of θ_ℓ . It is also worth noticing that, under $H_0 : \Gamma_1 = \dots = \Gamma_k$, the operator Υ_i given in (1) reduces to

$$\Upsilon_i = \sum_{m,r,o,p} \lambda_m^{1/2} \lambda_r^{1/2} \lambda_o^{1/2} \lambda_p^{1/2} \mathbb{E}[f_{im} f_{ir} f_{io} f_{ip}] \phi_m \otimes \phi_r \tilde{\otimes} \phi_o \otimes \phi_p - \sum_{m,r} \lambda_m \lambda_r \phi_m \otimes \phi_m \tilde{\otimes} \phi_r \otimes \phi_r$$

for $i = 1, \dots, k$, where, for the sake of simplicity, we denote as λ_m the m -th largest eigenvalue of Γ_1 and ϕ_m its corresponding eigenfunction.

In particular, if all the populations have the same underlying distribution except for the mean and covariance operator, as it happens when comparing the covariance operators of Gaussian processes, the random functions f_{im} , $i = 2, \dots, k$, have the same distribution as f_{1m} , so, in this case, $\Upsilon_1 = \Upsilon_i$, for $i = 2, \dots, k$, under H_0 .

- d) Assume that the processes are Gaussian, then using that $\mathbb{E}(f_{im} f_{ir} f_{io} f_{ip})$ equals 1 when pairs of indices are equal, 3 when $m = r = o = p$ and 0 otherwise, we have that, under the null hypothesis

$$\begin{aligned} \Upsilon_i = \Upsilon_1 &= \sum_{i \neq j} \lambda_i \lambda_j \phi_i \otimes \phi_j \tilde{\otimes} \phi_j \otimes \phi_i + \sum_{i \neq j} \lambda_i \lambda_j \phi_i \otimes \phi_j \tilde{\otimes} \phi_i \otimes \phi_j + 2 \sum_i \lambda_i^2 \phi_i \otimes \phi_i \tilde{\otimes} \phi_i \otimes \phi_i \\ &= 2 \sum_i \lambda_i^2 \phi_i \otimes \phi_i \tilde{\otimes} \phi_i \otimes \phi_i + \sum_{i < j} \lambda_i \lambda_j (\phi_i \otimes \phi_j + \phi_j \otimes \phi_i) \tilde{\otimes} (\phi_i \otimes \phi_j + \phi_j \otimes \phi_i). \end{aligned}$$

Using that $\phi_i \otimes \phi_i$ and $(\phi_i \otimes \phi_j + \phi_j \otimes \phi_i)/\sqrt{2}$, for $i < j$, constitutes a complete orthonormal basis of the space of self-adjoint Hilbert-Schmidt operators, we conclude that they

are the eigenfunctions of Υ_1 associated to the eigenvalues $2\lambda_i^2$ and $2\lambda_i\lambda_j$, respectively. Furthermore, if $\tau_i = 1/k$ for $i = 1 \dots, k$, we get that for $1 \leq i \leq k-1$

$$\Upsilon_{W,i}(u_1, \dots, u_{k-1}) = k \left[\Upsilon_1(u_i) + \Upsilon_1 \left(\sum_{\ell=1}^{k-1} u_\ell \right) \right] = k \left[\Upsilon_1(u_i) + \sum_{\ell=1}^{k-1} \Upsilon_1(u_\ell) \right], \quad (9)$$

which entails that $\theta_{i,i} = 2k^2\lambda_i^2$ and $\theta_{i,j} = 2k^2\lambda_i\lambda_j$, for $i < j$, are eigenvalues of $\Upsilon_W = (\Upsilon_{W,1}, \dots, \Upsilon_{W,k-1})$, related to the eigenfunctions $v_{i,i} = (\phi_i \otimes \phi_i, \dots, \phi_i \otimes \phi_i)$ and $v_{i,j} = ((\phi_i \otimes \phi_j + \phi_j \otimes \phi_i)/\sqrt{2}, \dots, (\phi_i \otimes \phi_j + \phi_j \otimes \phi_i)/\sqrt{2})$, respectively. On the other hand, if α is an eigenvalue of Υ_W , α/k^2 is an eigenvalue of Υ_1 , meaning that we have obtained all the eigenvalues of Υ_W .

4 Behaviour under local alternatives

In this section, we study the behaviour of the test statistic $T_{k,n}$ under a set of local alternatives. It is clear that, as in the multivariate situation, there are many ways in which the covariance operators may differ, one of them being the functional common principal model in which discrepancies from the null hypothesis arise only in the eigenvalues and not in the eigenfunctions of the covariance operators. Our results include that setting but also a situation in which the processes can be written as sums of two independent processes, one of them having the same covariance operator along populations.

We decided to keep fixed the distribution of the first population, while that of the remaining ones will depend on the sample size, in such a way that for each fixed n the alternative assumption holds but, as is usual for local alternatives, when the sample sizes increase, the alternatives considered converge to the null hypothesis at a given rate. To avoid burden notation, when it is clear, in this section we will use $X_{i,j}$ to denote the observations under the local alternatives $X_{i,j}^{(n)}$, for $1 \leq j \leq n_i$, $2 \leq i \leq k$. Similarly, we denote as X_i , instead of $X_i^{(n)}$, the random element with common distribution, that is, $X_{i,j} \sim X_i$.

As in Section 3, the following result present a general framework which allows to study the distribution of the test statistic under root- n local alternatives. Theorem 4.1 together with Propositions 4.1a) and 4.2a) allows to derive the behaviour of the test statistic $T_{k,n}$ under the local alternatives described above. However, Theorem 4.1 may also be applied when considering covariance estimators other than the sample covariance estimators.

Theorem 4.1. *Let $X_{i,1}, \dots, X_{i,n_i}$ for $i = 1, \dots, k$ be independent observations from k independent distributions in \mathcal{H} , with covariance operator Γ_i such that, for $i \geq 2$, $\Gamma_i = \Gamma_{i,n} = \Gamma_1 + n^{-1/2}\Delta_i$. Assume that Δ_i is a self-adjoint trace operator such that $\Gamma_{i,n}$ is non-negative. Denote as $\Delta^{(k-1)} = (\Delta_2, \dots, \Delta_k)^\top \in \mathcal{F}^{k-1}$, $n = \sum_{i=1}^k n_i$ and assume that $n_i/n \rightarrow \tau_i \in (0, 1)$. Let $\tilde{\Gamma}_i$ be the independent estimators of the i -th population covariance operator such that, for $1 \leq i \leq k$, $\sqrt{n_i}(\tilde{\Gamma}_i - \Gamma_i) \xrightarrow{D} \mathbf{U}_i + \tau_i^{1/2}\Delta_i$ where \mathbf{U}_i is a zero mean Gaussian random element with covariance operator Υ_i and $\Delta_1 = \mathbf{O}$ stands for the null operator. Define*

$\Upsilon_{\mathbf{W}} = (\Upsilon_{\mathbf{W},1}, \dots, \Upsilon_{\mathbf{W},k-1})$ where $\Upsilon_{\mathbf{W},i}$ is given in (7) and let $\{v_\ell\}_{\ell \geq 1}$ be an orthonormal basis of eigenfunctions of $\Upsilon_{\mathbf{W}}$ related to the eigenvalues $\{\theta_\ell\}_{\ell \geq 1}$ ordered in decreasing order. Then,

$$n \sum_{i=2}^k \|\tilde{\Gamma}_i - \tilde{\Gamma}_1\|_{\mathcal{F}}^2 \xrightarrow{D} \sum_{\ell \geq 1} \theta_\ell \left(Z_\ell + \frac{\eta_\ell}{\sqrt{\theta_\ell}} \right)^2,$$

where Z_ℓ are independent and $Z_\ell \sim N(0, 1)$ and $\eta_\ell = \langle \Delta^{(k-1)}, v_\ell \rangle_{\mathcal{F}^{k-1}}$, i.e., $\Delta^{(k-1)} = \sum_{\ell \geq 1} \eta_\ell v_\ell$.

Note that the requirement that Δ_i is a self-adjoint trace operator is needed to guarantee that $\Gamma_i = \Gamma_{i,n}$ is a valid covariance operator. Besides, since Δ_i has finite trace, we have that $\Delta^{(k-1)} \in \mathcal{F}^{k-1}$, so $\sum_{\ell \geq 1} \eta_\ell^2 < \infty$.

As mentioned at the beginning of this section, we will consider two scenarios where the assumptions of Theorem 4.1 are satisfied. The first one is a generalization of Example 2.2 in Gaines *et al.* (2011) and assumes that, for $i = 2, \dots, k$, the observations from the i -th population can be written as the sum of two independent processes, the first one having the same covariance operator as X_1 . Namely, we assume that

$$X_{i,j} = X_{i,j}^{(n)} = W_{i,j} + n^{-1/4} R_{i,j}, \quad \text{for } 2 \leq i \leq k, \quad (10)$$

where $W_{i,j}, R_{i,j}$ are independent and such that $W_{i,j} \sim W_i, R_{i,j} \sim R_i$ and W_i has the same covariance operator as X_1 , for $1 \leq i \leq k$. Notice that the distribution of the term R_i is free to vary across populations, for $2 \leq i \leq k$, as well as the distribution of W_i as far as W_i and X_1 share the same covariance operator.

From now on, let $\{\phi_\ell\}_{\ell \geq 1}$ be the eigenfunctions of Γ_1 , the covariance operator of X_1 , and denote λ_ℓ the eigenvalues of Γ_1 related to ϕ_ℓ , that is, we omit the subscript 1 in $\lambda_{1,\ell}$ and $\phi_{1,\ell}$.

Proposition 4.1. *Let $X_{i,1}, \dots, X_{i,n_i}, i = 1, \dots, k$ be independent observations from k independent distributions in \mathcal{H} such that (10) holds. Assume that $n_i/n \rightarrow \tau_i \in (0, 1)$ with $n = \sum_{i=1}^k n_i$, $\mathbb{E}(\|X_1\|^4) < \infty$ and that, for $2 \leq i \leq k$, $\mathbb{E}(\|W_i\|^4) < \infty$ and $\mathbb{E}(\|R_i\|^4) < \infty$. Let Δ_i be the covariance operator of R_i , for $i = 2, \dots, k$ and assume that $\Gamma_1 = \mathbb{E}\{(X_1 - \mu_1) \otimes (X_1 - \mu_1)\}$ is also the covariance operator of W_i , for $i = 2, \dots, k$. Denote as $\hat{\Gamma}_i$ the sample covariance operator of the i -th population. Then, we have that $\sqrt{n_i} (\hat{\Gamma}_i - \Gamma_1) \xrightarrow{D} \mathbf{U}_i + \tau_i^{1/2} \Delta_i$ with \mathbf{U}_i a zero mean Gaussian random element with covariance operator Υ_i given in (1), that is,*

$$\Upsilon_i = \sum_{m,r,o,p} \lambda_m^{1/2} \lambda_r^{1/2} \lambda_o^{1/2} \lambda_p^{1/2} \mathbb{E}[f_{im} f_{ir} f_{io} f_{ip}] \phi_m \otimes \phi_r \otimes \phi_o \otimes \phi_p - \sum_{m,r} \lambda_m \lambda_r \phi_m \otimes \phi_m \otimes \phi_r \otimes \phi_r, \quad (11)$$

where f_{im} are the standardized coordinates of $W_i - \mathbb{E}(W_i)$ on the basis $\{\phi_\ell : \ell \geq 1\}$, i.e., $\lambda_\ell^{1/2} f_{i\ell} = \langle W_i - \mathbb{E}(W_i), \phi_\ell \rangle$.

Note that if W_i has the same distribution as X_1 , we have that $\Upsilon_i = \Upsilon_1$.

The second model for local alternatives to be considered in this section is the functional common principal model. These alternatives include, as a particular case, alternatives following the proportional model $\mathbf{\Gamma}_{i,n} = (1 + \rho_i/\sqrt{n})\mathbf{\Gamma}_1$. For details on the functional principal component model we refer to Benko *et al.* (2009) and Boente *et al.* (2010), for instance. By assuming local alternatives satisfying a functional common principal model, we get that the processes X_i , $1 \leq i \leq k$, can be written as

$$X_1 = \mu_1 + \sum_{\ell=1}^{\infty} \lambda_{\ell}^{\frac{1}{2}} f_{1\ell} \phi_{\ell} \quad \text{and} \quad X_i = X_i^{(n)} = \mu_i + \sum_{\ell=1}^{\infty} \lambda_{i,\ell}^{(n)\frac{1}{2}} f_{i\ell} \phi_{\ell}, \quad \text{for } i \geq 2 \quad (12)$$

with $\lambda_1 \geq \lambda_2 \geq \dots \geq 0$, $\lambda_{i,\ell}^{(n)} \rightarrow \lambda_{\ell}$ at a given rate, while $f_{i\ell}$ are random variables such that $\mathbb{E}(f_{i\ell}) = 0$, $\mathbb{E}(f_{i\ell}^2) = 1$, $\mathbb{E}(f_{i\ell} f_{is}) = 0$ for $\ell \neq s$.

Proposition 4.2 gives the asymptotic behaviour of the sample covariance operators when choosing $\lambda_{i,\ell}^{(n)} = \lambda_{\ell}(1 + n^{-1/2}\Delta_{i,\ell})$ in (12). It is worth noting that, if $(1 + n^{-1/2}\Delta_{i,\ell}) \geq 0$ and some additional conditions on $\Delta_{i,\ell}$ to be stated below are fulfilled, then $\mathbf{\Gamma}_i = \mathbf{\Gamma}_{i,n} = \mathbf{\Gamma}_1 + n^{-1/2}\mathbf{\Delta}_i$, for $i \geq 2$, where $\mathbf{\Delta}_i = \sum_{\ell \geq 1} \Delta_{i,\ell} \lambda_{\ell} \phi_{\ell} \otimes \phi_{\ell}$. Hence, Proposition 4.2 together with Theorem 4.1 lead to the asymptotic behaviour of the test statistic $T_{k,n}$ under local alternatives following a functional common principal model, as stated in Corollary 4.1.

Proposition 4.2. *Let $X_{i,1}, \dots, X_{i,n_i}$, $i = 1, \dots, k$, be independent observations from k independent distributions in \mathcal{H} , such that $X_{i,j} \sim X_i$. Assume that X_i satisfy (12) with $\lambda_{i,\ell}^{(n)} = \lambda_{\ell}(1 + n^{-1/2}\Delta_{i,\ell})$ and that $n_i/n \rightarrow \tau_i \in (0, 1)$ where $n = \sum_{i=1}^k n_i$. Let $\hat{\mathbf{\Gamma}}_i$ be the sample covariance operator of the i -th population. Furthermore, assume that $\mathbb{E}(\|X_1\|^4) < \infty$, $\sigma_{4,i,\ell}^2 = \mathbb{E}(f_{i\ell}^4) < \infty$, $\sum_{\ell=1}^{\infty} \lambda_{\ell} |\Delta_{i,\ell}| < \infty$, $\sum_{\ell=1}^{\infty} \lambda_{\ell} \Delta_{i,\ell}^2 \sigma_{4,i,\ell} < \infty$, $\sum_{\ell=1}^{\infty} \lambda_{\ell} \Delta_{i,\ell}^2 < \infty$ and $\sum_{\ell=1}^{\infty} \lambda_{\ell} \sigma_{4,i,\ell} < \infty$, for $i = 2, \dots, k$. Then, $\sqrt{n_i} (\hat{\mathbf{\Gamma}}_i - \mathbf{\Gamma}_1) \xrightarrow{D} \mathbf{U}_i + \tau_i^{1/2} \mathbf{\Delta}_i$, where $\mathbf{\Delta}_i = \sum_{\ell \geq 1} \Delta_{i,\ell} \lambda_{\ell} \phi_{\ell} \otimes \phi_{\ell}$ and \mathbf{U}_i a zero mean Gaussian random element with covariance operator $\mathbf{\Upsilon}_i$ given by (11) where f_{im} are defined in (12).*

Remark 4.1. The conditions $\sum_{\ell=1}^{\infty} \lambda_{\ell} |\Delta_{i,\ell}| < \infty$ and $\lambda_{\ell}(1 + n^{-1/2}\Delta_{i,\ell}) \geq 0$ ensure that $\mathbf{\Delta}_i$ is a self-adjoint trace operator and that $\mathbf{\Gamma}_{i,n}$ is non-negative, respectively. Note that if, for all the populations, the observations $X_{i,j}$ have a Gaussian distribution, then $f_{i\ell} \sim N(0, 1)$, so $\sigma_{4,i,\ell}^2 = 3$. This implies that the conditions $\sum_{\ell=1}^{\infty} \lambda_{\ell} \Delta_{i,\ell}^2 \sigma_{4,i,\ell} < \infty$, $\sum_{\ell=1}^{\infty} \lambda_{\ell} \Delta_{i,\ell}^2 < \infty$ and $\sum_{\ell=1}^{\infty} \lambda_{\ell} \sigma_{4,i,\ell} < \infty$ reduce to $\sum_{\ell=1}^{\infty} \lambda_{\ell} \Delta_{i,\ell}^2 < \infty$, since $\sum_{\ell=1}^{\infty} \lambda_{\ell} < \infty$. Moreover, when considering root- n local proportional alternatives, i.e., when $\Delta_{i,\ell} = \rho_i$, the condition $\sum_{\ell=1}^{\infty} \lambda_{\ell} \Delta_{i,\ell}^2 < \infty$ is immediately fulfilled since $\mathbf{\Gamma}_1$ is a trace operator.

Theorem 4.1 and Propositions 4.1 and 4.2, lead immediately to the asymptotic distribution of the test statistic $T_{k,n}$ under the local alternatives studied above. We summarize this result in Corollary 4.1.

Corollary 4.1. *Let $X_{i,1}, \dots, X_{i,n_i}$ for $i = 1, \dots, k$ be independent observations from k inde-*

pendent distributions in \mathcal{H} , with mean μ_i and covariance operator $\mathbf{\Gamma}_i$ such that $\mathbf{\Gamma}_i = \mathbf{\Gamma}_{i,n} = \mathbf{\Gamma}_1 + n^{-1/2}\mathbf{\Delta}_i$, for $i \geq 2$. Let $\widehat{\mathbf{\Gamma}}_i$ be the sample covariance operator of the i -th population. Assume that the assumptions of Propositions 4.1 or 4.2 hold and denote $\mathbf{\Upsilon}_W = (\mathbf{\Upsilon}_{W,1}, \dots, \mathbf{\Upsilon}_{W,k-1})$ where $\mathbf{\Upsilon}_{W,i}$ is defined in (7) with $\mathbf{\Upsilon}_i$ given in (11). Let $\{v_\ell\}_{\ell \geq 1}$ be the orthonormal eigenfunctions of $\mathbf{\Upsilon}_W$ related to the eigenvalues $\{\theta_\ell\}_{\ell \geq 1}$ ordered in decreasing order and $\eta_\ell = \langle \mathbf{\Delta}^{(k-1)}, v_\ell \rangle_{\mathcal{F}^{k-1}}$. Then, we have that

$$T_{k,n} = n \sum_{i=2}^k \|\widehat{\mathbf{\Gamma}}_i - \widehat{\mathbf{\Gamma}}_1\|_{\mathcal{F}}^2 \xrightarrow{D} \sum_{\ell \geq 1} \theta_\ell \left(Z_\ell + \frac{\eta_\ell}{\sqrt{\theta_\ell}} \right)^2,$$

where Z_ℓ are independent, $Z_\ell \sim N(0,1)$.

Under the local alternatives $\mathbf{\Gamma}_{i,n} = \mathbf{\Gamma}_1 + n^{-1/2}\mathbf{\Delta}_i$, for $i \geq 2$, and, in particular, under those given in Propositions 4.1 and 4.2, similar arguments to those considered in the proof of Proposition 4 in Boente and Fraiman (2000) allow to show that, if $h = h_n \rightarrow 0$, the smooth estimator $\widehat{\mathbf{\Gamma}}_{i,h}$ has the same asymptotic behaviour as $\widehat{\mathbf{\Gamma}}_i$, i.e., that $\sqrt{n_i} \|(\widehat{\mathbf{\Gamma}}_{i,h} - \mathbf{\Gamma}_{1,h}) - (\widehat{\mathbf{\Gamma}}_i - \mathbf{\Gamma}_1)\|_{\mathcal{F}} \xrightarrow{p} 0$, where $\mathbf{\Gamma}_{1,h}$ is the smoothed covariance operator. On the other hand, Proposition 3 in Boente and Fraiman (2000) entails that $\sqrt{n} \|\mathbf{\Gamma}_{1,h} - \mathbf{\Gamma}_1\|_{\mathcal{F}} \rightarrow 0$ if, in addition, $nh \rightarrow 0$, the kernel K has finite first moment and the covariance kernel γ_1 satisfies the following Lipschitz condition $|\gamma_1(t,u) - \gamma_1(t,t)| \leq C|t-u|$, so that the asymptotic distribution of the statistic test $T_{k,n,h} = n \sum_{j=2}^k \|\widehat{\mathbf{\Gamma}}_{j,h} - \widehat{\mathbf{\Gamma}}_{1,h}\|_{\mathcal{F}}^2$ is that given in Corollary 4.1.

Remark 4.2. Proportional alternatives of the form $\mathbf{\Gamma}_{i,n} = (1 + \rho_i/\sqrt{n})\mathbf{\Gamma}_1$ are obtained taking $\mathbf{\Delta}_{i,\ell} = \rho_i$ in Proposition 4.2, so that $\mathbf{\Delta}_i = \rho_i\mathbf{\Gamma}_1$. In this particular case, we have that

$$\langle \mathbf{\Delta}^{(k-1)}, v_{i,i} \rangle = \sum_{j=2}^k \langle \rho_j \mathbf{\Gamma}_1, \phi_i \otimes \phi_i \rangle = \lambda_i \sum_{j=2}^k \rho_j$$

and

$$\langle \mathbf{\Delta}^{(k-1)}, v_{i,j} \rangle = \frac{1}{\sqrt{2}} \sum_{j=2}^k \langle \rho_j \mathbf{\Gamma}_1, \phi_i \otimes \phi_j + \phi_j \otimes \phi_i \rangle = 0,$$

where $\mathbf{\Gamma}_1 = \sum \lambda_i \phi_i \otimes \phi_i$. Moreover, if the processes are Gaussian, using Remark 3.1, we get that the asymptotic distribution given in Theorem 4.1, can be written as $W_k = 2k^2 \sum_{i \geq 1} \lambda_i^2 (Z_i + \sum_{j=2}^k \rho_j / (k\sqrt{2}))^2 + 2k^2 \sum_{i \geq 1} \sum_{j \geq 1} \lambda_i \lambda_{i+j} Z_{i,j}^2$ and it depends only on the eigenvalues of $\mathbf{\Gamma}_1$ different from zero.

Figure 1 contains the theoretical power computed using Monte Carlo, for different number of populations and alternatives, when the underlying processes are Brownian motions. In Figure 1a) to c), we choose identical values of ρ_j , i.e., we considered the alternatives $\mathbf{\Gamma}_i = (1 + \rho n^{-1/2})\mathbf{\Gamma}_1$, for $2 \leq i \leq k$. On the other hand, Figure 1d) corresponds to the three population situation and shows the surface plot of the theoretical power $\pi(\rho_2, \rho_3)$ when $\mathbf{\Gamma}_i = (1 + \rho_i n^{-1/2})\mathbf{\Gamma}_1$, for $2 \leq i \leq 3$.

To numerically compute the power, we have truncated W_k as

$$W_k = 2k^2 \sum_{i=1}^{20} \lambda_i^2 (Z_i + \sum_{j=2}^k \rho_j / (k\sqrt{2}))^2 + 2k^2 \sum_{1 \leq i < j \leq 20} \lambda_i \lambda_j Z_{i,j}^2.$$

The value 20 was chosen since the proportion of explained variance $\sum_{i=1}^{20} \lambda_i / \sum_{i \geq 1} \lambda_i$ is approximately 0.9898. Figure 1 (a) to (c) displays the theoretical power $\pi(\rho)$ as a function of ρ for different values $\rho \in [0, 10]$ and different number of populations. More precisely, Figure 1 (a) corresponds to $k = 2, 3, 4$, (b) to $k = 5, 6, 7$ and (c) to $k = 8, 9, 10$. The solid lines correspond to $k = 2, 5, 8$, the circles to $k = 3, 6, 9$ and the triangles $k = 4, 7, 10$. On the other hand, Figure 1(d) provides a surface plot for the theoretical power $\pi(\rho_2, \rho_3)$ when $\rho_i \in [0, 20]$ for $i = 2, 3$. The horizontal gray line in a) to c) and the horizontal gray plane in d) correspond to the level 0.05. These plots show that the test improves its performance considerably when $k = 3$ populations are compared instead of two populations. Besides, the power is quite stable for values of k larger than 5 and for the proportional alternatives considered it shows an important detection capability, when $k \geq 4$.

When the stronger condition $\sup_{n \geq 1} \mathbb{E} \|X_i^{(n)}\|^{4+\delta} < \infty$ holds, Theorem 2.1 in Gaines *et al.* (2011) together with Theorem 4.1 lead immediately to the asymptotic distribution of test statistic $T_{k,n}$ under root- n local alternatives as stated in Proposition 4.3.

Proposition 4.3. *Let $X_{i,1}^{(n)}, \dots, X_{i,n_i}^{(n)}$ for $i = 1, \dots, k$ be independent observations from k independent distributions in \mathcal{H} , with covariance operators $\mathbf{\Gamma}_i$ such that, for $i \geq 1$, $\mathbf{\Gamma}_i = \mathbf{\Gamma}_{i,n} = \mathbf{\Gamma}_1 + n^{-1/2} \mathbf{\Delta}_i$, where $\mathbf{\Delta}_i$ is a trace operator and $\sup_{n \geq 1} \mathbb{E} \|X_i^{(n)}\|^{4+\delta} < \infty$, with $X_{i,j}^{(n)} \sim X_i^{(n)}$. Assume that, for $i \geq 2$, the covariance operator of $\mathbf{Y}_i^{(n)} = (X_i^{(n)} - \mathbb{E}(X_i^{(n)})) \otimes (X_i^{(n)} - \mathbb{E}(X_i^{(n)}))$ converges to an operator $\mathbf{\Upsilon}_i$ in trace norm. Denote $\mathbf{\Upsilon}_w = (\mathbf{\Upsilon}_{w,1}, \dots, \mathbf{\Upsilon}_{w,k-1})$ where $\mathbf{\Upsilon}_{w,i}$ is defined in (7) and $\mathbf{\Upsilon}_1$ is given in (11). Let $\{v_\ell\}_{\ell \geq 1}$ be the orthonormal eigenfunctions of $\mathbf{\Upsilon}_w$ related to the eigenvalues $\{\theta_\ell\}_{\ell \geq 1}$ ordered in decreasing order and $\eta_\ell = \langle \mathbf{\Delta}^{(k-1)}, v_\ell \rangle_{\mathcal{F}^{k-1}}$. Then if $\widehat{\mathbf{\Gamma}}_i$ stands for the sample covariance operator of the i -th population, we have that*

$$T_{k,n} = n \sum_{i=2}^k \|\widehat{\mathbf{\Gamma}}_i - \widehat{\mathbf{\Gamma}}_1\|_{\mathcal{F}}^2 \xrightarrow{D} \sum_{\ell \geq 1} \theta_\ell \left(Z_\ell + \frac{\eta_\ell}{\sqrt{\theta_\ell}} \right)^2,$$

where Z_ℓ are independent, $Z_\ell \sim N(0, 1)$.

It is worth noting that if $X_{i,j}$ satisfy (10) and $\mathbb{E} \|W_i\|^{4+\delta} < \infty$ and $\mathbb{E} \|R_i\|^{4+\delta} < \infty$ the proof of Proposition 4.1 is a consequence of Theorem 2.1 in Gaines *et al.* (2011). Similarly, if $\Delta_{i,\ell} \geq 0$ and $\mathbb{E} \|X_i^{(1)}\|^{4+\delta} < \infty$ the proof of Proposition 4.1 can also be derived from Theorem 2.1 in Gaines *et al.* (2011) through straightforward calculations. However, in both cases, we prefer to avoid imposing higher moment conditions and/or to consider more general alternatives and for that reason we have included their proof in the Appendix.

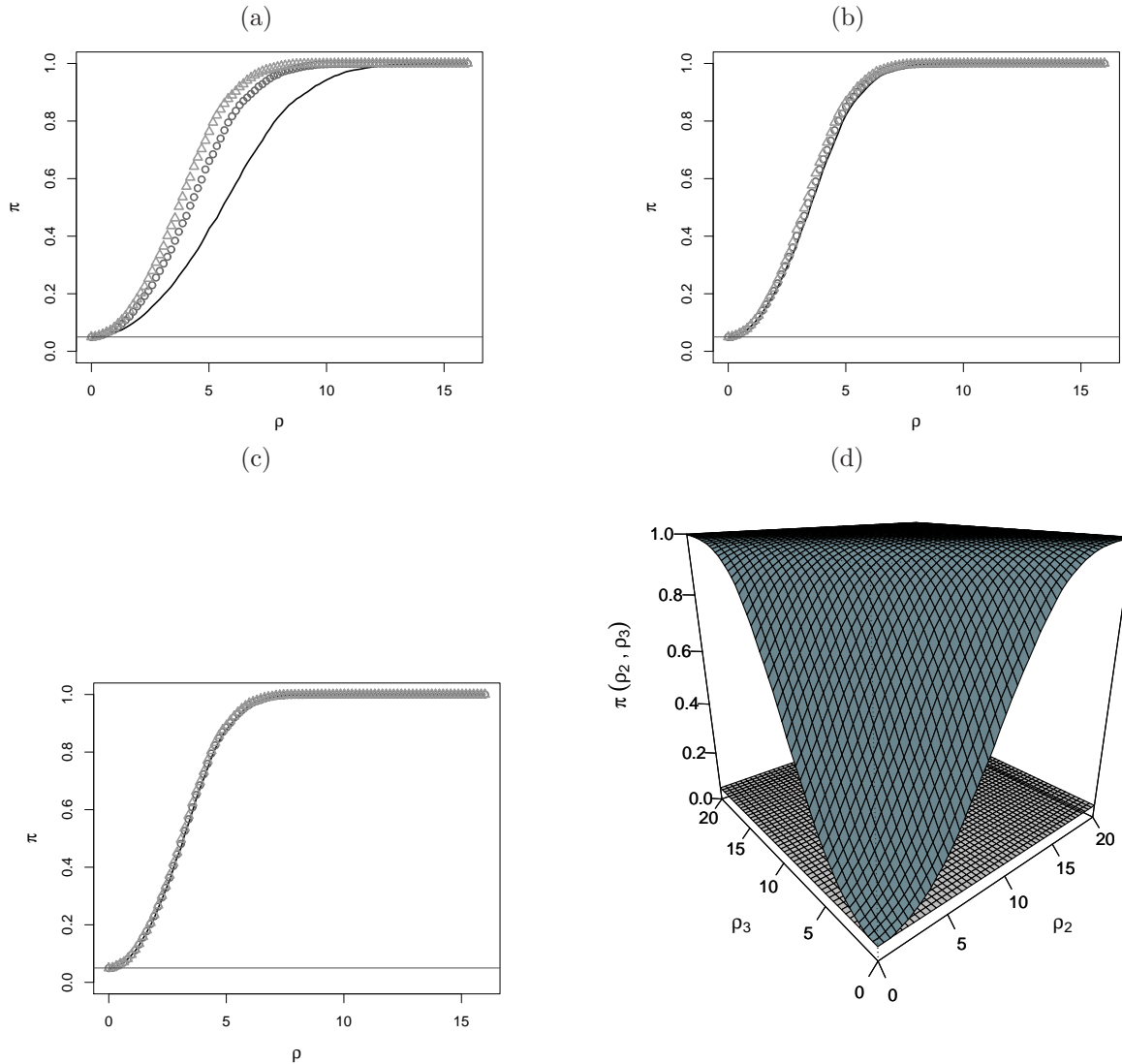


Figure 1: Theoretical power for proportional Brownian motions. Figures a) to c) correspond to the situation $\rho_1 = \dots = \rho_k = \rho$, where $k = 2$ to 4 in (a), $k = 5$ to 7 in (b) and $k = 8$ to 10 in (c). The solid lines correspond to $k = 2, 5, 8$, the circles to $k = 3, 6, 9$ and the triangles $k = 4, 7, 10$. Figure (d) corresponds to $k = 3$ and $\rho_2, \rho_3 \in [0, 20]$.

5 Bootstrap calibration

The asymptotic null behaviour derived in Section 3 motivate the use of the bootstrap methods, due the fact that the asymptotic distribution obtained in (8) depends on the unknown eigenvalues θ_ℓ . For that reason, we will consider a general bootstrap method to approximate the distribution of the test which can be described as follows.

Step 1. For $1 \leq i \leq k$, and given the sample $X_{i,1}, \dots, X_{i,n_i}$, let $\widehat{\Upsilon}_i$ be consistent estimators of Υ_i . Define $\widehat{\Upsilon}_W = (\widehat{\Upsilon}_{W,1}, \dots, \widehat{\Upsilon}_{W,k-1})$ where

$$\widehat{\Upsilon}_{W,i}(u_1, \dots, u_{k-1}) = \frac{1}{\widehat{\tau}_{i+1}} \widehat{\Upsilon}_{i+1}(u_1) + \frac{1}{\widehat{\tau}_1} \widehat{\Upsilon}_1 \left(\sum_{i=1}^{k-1} u_i \right),$$

and $\widehat{\tau}_i = n_i / \sum_{s=1}^k n_s$. In particular, if $k = 2$, $\widehat{\Upsilon}_W = \widehat{\tau}_1^{-1} \widehat{\Upsilon}_1 + \widehat{\tau}_2^{-1} \widehat{\Upsilon}_2$ with $\widehat{\tau}_i = n_i / (n_1 + n_2)$.

Step 2. For $1 \leq \ell \leq q_n$ denote by $\widehat{\theta}_\ell$ the positive eigenvalues of $\widehat{\Upsilon}_W$.

Step 3. Generate $Z_1^*, \dots, Z_{q_n}^*$ i.i.d. such that $Z_i^* \sim N(0, 1)$ and let $\mathcal{U}_n^* = \sum_{j=1}^{q_n} \widehat{\theta}_j Z_j^{*2}$.

Step 4. Repeat **Step 3** N_B times, to get N_B values of \mathcal{U}_{nr}^* for $1 \leq r \leq N_B$.

The $(1 - \alpha)$ -quantile of the asymptotic distribution of $T_{k,n}$ can be approximated by the $(1 - \alpha)$ -quantile of the empirical distribution of \mathcal{U}_{nr}^* for $1 \leq r \leq N_B$. The p -value can be estimated by $\widehat{p} = s / N_B$ where s is the number of \mathcal{U}_{nr}^* which are larger or equal than the observed value of $T_{k,n}$.

Remark 5.1. Note that this procedure depends only on the asymptotic distribution of $\widehat{\Gamma}_i$. For the sample covariance estimator, the covariance operator Υ_i to be estimated in **Step 1** is given in (1). Assume that all the populations have a Gaussian distribution, then Υ_i can be estimated using the eigenvalues and eigenfunctions of the sample covariance, since f_{ij} are independent and $f_{ij} \sim N(0, 1)$. For non Gaussian samples, Υ_i can be estimated noticing that it is the covariance operator of $\mathbf{Y}_i = (X_i - \mu_i) \otimes (X_i - \mu_i)$. When considering other asymptotically normally estimators of Γ_i , such as the smoothed estimators $\widehat{\Gamma}_{i,h}$ for $L^2(\mathcal{I})$ trajectories, the estimators need to be adapted.

Note that the space of covariance operators of random elements on \mathcal{H} is a Hilbert space with the inner product defined in \mathcal{F} . Hence, the covariance of any estimate of the covariance operator is also an element of a Hilbert space, which we denote as \mathcal{G} . Then, for instance, Υ_i and $\widehat{\Upsilon}_i$ in **Step 1** belong to \mathcal{G} , while $\widehat{\Upsilon}_W$ and Υ_W are random elements of the product Hilbert space \mathcal{G}^{k-1} with norm denoted as $\|\cdot\|_{\mathcal{G}^{k-1}}$.

The following theorem entails the validity of the bootstrap calibration method. It states that the bootstrap distribution of \mathcal{U}_n^* converges to the asymptotic null distribution of T_n . This fact

ensures that the asymptotic significance level of the test based on the bootstrap critical value is indeed α and that the bootstrap test leads to a consistent test.

Theorem 5.1. *Let q_n such that $q_n/\sqrt{n} \rightarrow 0$ and $\tilde{X}_n = (X_{1,1}, \dots, X_{1,n_1}, \dots, X_{k,1}, \dots, X_{k,n_k})$. Denote by $F_{\mathcal{U}_n^*|\tilde{X}_n}(\cdot) = \mathbb{P}(\mathcal{U}_n^* \leq \cdot | \tilde{X}_n)$ and by $F_{\mathcal{U}}$ the distribution function of $\mathcal{U} = \sum_{\ell \geq 1} \theta_\ell Z_\ell^2$, where Z_ℓ are i.i.d. and $Z_\ell \sim N(0, 1)$. Assume that $\mathbb{E}(\|X_i\|^4) < \infty$ and $n_i/n \rightarrow \tau_i$ with $\tau_i \in (0, 1)$ and $n = \sum_{i=1}^k n_i$. Then, if $\sqrt{n}\|\hat{\Upsilon}_W - \Upsilon_W\|_{\mathcal{G}^{k-1}} = O_{\mathbb{P}}(1)$, we have that $\rho_K(F_{\mathcal{U}_n^*|\tilde{X}_n}, F_{\mathcal{U}}) \xrightarrow{p} 0$, where $\rho_K(F, G)$ stands for the Kolmogorov distance between the distribution functions F and G .*

6 Simulation study

This section contains the results of two simulation studies carried on with $k = 2$ and $k = 3$ populations and designed to illustrate the finite-sample performance of the bootstrap test procedure described in Section 5, under the null hypothesis and under different alternatives. In all cases, we generate $NR = 1000$ samples of size n_i , $1 \leq i \leq k$ and each trajectory was observed at $m = 100$ equidistant points in the interval $[0, 1]$. To analyse the dependence on the sample size, we choose $n_i = 50, 100$ and 200 , for $1 \leq i \leq k$ which allows to study the behaviour of the test in terms of level approximation as well as power performance depending on the sample size. In all tables, we report the observed frequency of rejections over replications with nominal level $\alpha = 0.05$.

6.1 Simulation settings

Under the null hypothesis, we consider infinite-dimensional processes generating independent centred Brownian motion processes, denoted from now on as $\mathcal{BW}(0, 1)$. On the other hand, to check the test power performance, we consider root- n local alternatives. To be more precise, when comparing two populations, we generate independent observations $X_{1,j} \sim X_1$, $1 \leq j \leq n_1$, and $X_{2,j} \sim X_2$, $1 \leq j \leq n_2$, such that $X_1 \sim \mathcal{BW}(0, 1)$ and $X_2 \sim W_1 + \delta_n W_2^2$, where W_1 and W_2 are independent $W_i \sim \mathcal{BW}(0, 1)$, $i = 1, 2$ and $\delta_n = \rho n^{-1/4}$ with $n = n_1 + n_2$. The situation $\rho = 0$ corresponds to the null hypothesis, while to study the test power we choose $\delta_n = \rho n^{-1/4}$ with $n = n_1 + n_2$ and ρ taking values from 1 to 10. Note that for set of alternatives, the covariance operator of $X_{2,1}$ equals $\Gamma_2 = \Gamma_1 + \rho^2 n^{-1/2} \Delta$, where Δ is the covariance operator of W_2^2 . These alternatives correspond to the local alternatives studied in Proposition 4.1.

On the other hand, for the three populations case, we consider a proportional model taking independent observations $X_{i,j} \sim X_i$, $1 \leq j \leq n_i$, $1 \leq i \leq k$, such that $X_1 \sim \mathcal{BW}(0, 1)$, while $X_i \sim (1 + \delta_n)^{1/2} \mathcal{BW}(0, 1)$, for $i = 2, 3$, where $\delta_n = \rho n^{-1/2}$ with $n = \sum_{i=1}^3 n_i$. The parameter ρ takes values on an equidistant grid of points between 0 and 20 of size 11. In this case, the covariance operators of X_2 and X_3 equal $\Gamma_2 = \Gamma_3 = (1 + \rho n^{-1/2})\Gamma_1$ corresponding to the proportional alternatives described in Remark 4.2.

6.2 The testing procedures

We study the behaviour of the test based on $T_{k,n}$ defined in (6) using the bootstrap calibration described in Section 5 with $N_B = 5000$ bootstrap replications. To perform the bootstrap calibration, we project the centred data onto the M largest principal components of the pooled sample covariance matrix $n^{-1} \sum n_i \widehat{\Gamma}_i$. We then estimate the covariance operator $\widehat{\Upsilon}_W$ through a finite dimensional matrix. To evaluate the dependence on the number of principal components chosen, we select different values of M as $M = 3, 10, 20, 30$. Note that, in this situation, the value q_n used in **Step 2** equals $q_n = M(M + 1)/2$. The percentage of total variance explained by the selected number of principal components is reported in Table 1, while the frequencies of rejection at the 5% level, for $k = 2$ and $k = 3$, are given in Tables 2 and 3, respectively.

k	ρ	$n_i = 50$				$n_i = 100$				$n_i = 200$			
		M				M				M			
		3	10	20	30	3	10	20	30	3	10	20	30
2	0	0.935	0.982	0.993	0.996	0.934	0.981	0.991	0.995	0.934	0.980	0.991	0.994
3	0	0.934	0.981	0.991	0.995	0.934	0.980	0.991	0.995	0.934	0.981	0.991	0.994

Table 1: Percentage of the total variance explained by the first M principal components.

Taking into account the fact that, under the null hypothesis, the processes are Gaussian, Remark 3.1.d) entails that $\theta_{i,i} = 2k^2 \lambda_i^2$ and $\theta_{i,j} = 2k^2 \lambda_i \lambda_j$, for $i < j$. Then, from the eigenvalues $\widehat{\lambda}_\ell$ of the pooled sample covariance matrix, one may easily provide estimators $\widehat{\theta}_j$ of θ_j to replace those considered in **Step 2**. This approximation is denoted as *Gaussian* in Tables 2 and 3 and was computed using the fact that the trajectories were generated over a grid of 100 points for all the sample sizes leading to at most 100 non-null values $\widehat{\lambda}_\ell$.

We also compare the behaviour of our test statistic with the permutation test introduced in Pigoli *et al.* (2014) when $k = 2$. Our choice for the permutation test is based on the numerical study reported in Pigoli *et al.* (2014), where it is shown that the permutation test provides a good competitor to the tests introduced in Panaretos *et al.* (2010) and Fremdt *et al.* (2013). We perform the permutation test taking the same discrepancy measure between covariance operators used for $T_{k,n}$, i.e., $d(\Gamma_1, \Gamma_2) = \|\Gamma_1 - \Gamma_2\|_{\mathcal{F}}$. The obtained results when using $N_P = 1000$ and 5000 random permutations are given in Table 4. In the case of $k = 3$ populations, a permutation test was also considered taking as test statistic $D = d(\widehat{\Gamma}_1, \widehat{\Gamma}_2, \widehat{\Gamma}_3) = \|\widehat{\Gamma}_2 - \widehat{\Gamma}_1\|_{\mathcal{F}}^2 + \|\widehat{\Gamma}_3 - \widehat{\Gamma}_1\|_{\mathcal{F}}^2 + \|\widehat{\Gamma}_3 - \widehat{\Gamma}_2\|_{\mathcal{F}}^2$. As in Pigoli *et al.* (2014), we first center the samples using the sample mean and then, we consider N_P random permutations of the labels 1, 2, 3 on the centred sample curves. For each permutation j , we compute $D_j = d(\widehat{\Gamma}_1^{(j)}, \widehat{\Gamma}_2^{(j)}, \widehat{\Gamma}_3^{(j)})$, for $j = 1, \dots, N_P$, where $\widehat{\Gamma}_i^{(j)}$ is the sample covariance operator of the group indexed with label i in the given permutation. As in the two population case, the p -value of the test is the proportion of D_j which are greater than or equal than D . Table 5 reports the obtained frequencies of rejection. We also used this approach taking as test statistic $D^* = d(\widehat{\Gamma}_1, \widehat{\Gamma}_2, \widehat{\Gamma}_3) = \|\widehat{\Gamma}_2 - \widehat{\Gamma}_1\|_{\mathcal{F}}^2 + \|\widehat{\Gamma}_3 - \widehat{\Gamma}_1\|_{\mathcal{F}}^2$, which corresponds to $T_{k,n}$, but is not invariant by permutation of the labels. The results for D^* are similar to those obtained for D and are not reported here.

In all tables, we denote as $\phi_{B,M}$, for $M = 3, 10, 20$ and 30 the bootstrap calibration of $T_{k,n}$

computed using M principal components, $\phi_{B,G}$ the bootstrap calibration of $T_{k,n}$ computed using the Gaussian approximation for $\theta_{i,j}$ and ϕ_{P,N_P} , for $N_P = 1000$ and 5000 , the permutation test computed using N_P random permutations.

6.3 Simulation results

With respect to the bootstrap calibration described in Section 5 for the test based on $T_{k,n}$, Tables 2 and 3 show the improvement attained in level when the Gaussian approximation is used, both for $k = 2$ and $k = 3$ populations. Also, when we project the data on the first M principal components, the empirical size of the test based on the bootstrap calibration is quite close to the nominal one. To analyse the significance of the empirical size, we study if the empirical size is significantly different from the nominal level $\alpha = 0.05$. To be more precise, for a test ϕ_n based on a statistic T_n , let π be such that $\pi_{H_0}(\phi_n) \xrightarrow{p} \pi$. Then, using the central limit theorem, the hypothesis $H_{0,\pi} : \pi = \alpha$ is rejected at level γ versus $H_{1,\pi} : \pi \neq \alpha$ if $\pi_{H_0}(\phi_n) \notin [a_1(\alpha), a_2(\alpha)]$ where $a_j(\alpha) = \alpha + (-1)^j z_{\gamma/2} \{\alpha(1-\alpha)/NR\}^{1/2}$, $j = 1, 2$. If $H_{0,\pi} : \pi = \alpha = 0.05$ is not rejected, the testing procedure based on T_n is considered accurate, while if $\pi_{H_0}(\phi_n) < a_1(\alpha)$ the testing procedure is conservative and when $\pi_{H_0}(\phi_n) > a_2(\alpha)$ the test is liberal. In all the considered situations for $k = 2$, the test is accurate with significance level $\gamma = 0.01$. On the other hand, for $k = 3$ populations, the test is liberal only when $n_1 = n_2 = n_3 = 50$ and $M = 3$ or 10 , in all other situations the test is accurate, so in almost all considered situations the proposed method has a good level performance.

Regarding the behaviour under the alternative, the bootstrap test detects the considered alternatives for different values of M and also when using the Gaussian approximation to the eigenvalues $\theta_{i,j}$. As expected, the observed frequencies of rejection converge to one as ρ increases. Since local alternatives are taken, the power is almost similar for all choices of sample sizes and shows the tests capability to detect the selected local alternatives. However, it is worth noting that the test shows a slower power convergence for $k = 2$ and $n_1 = n_2 = 50$.

Tables 4 and 5 show that the permutation test is an accurate test both for $k = 2$ and $k = 3$. When comparing the power of the permutation test and the bootstrap calibration, we note that both tests lead to similar results. However, the permutation test has a better power performance for $k = 2$ when large values of ρ and small sample sizes are combined. On the contrary, for $k = 3$ populations a better power is attained with the bootstrap calibration. This behaviour is clearly visualized in Figures 2 and 3.

To help in the effective comparison of the power performance of the two tests, we compute the size-corrected relative exact powers $\rho_{H_1}(\phi_{B,M}, \phi_{P,N_P})$ and $\rho_{H_1}(\phi_{B,G}, \phi_{P,N_P})$, where as mentioned above, $\phi_{B,M}$ stands the bootstrap calibration of $T_{k,n}$ computed using M principal components, $\phi_{B,G}$ denotes the bootstrap calibration of $T_{k,n}$ computed using the Gaussian approximation and ϕ_{P,N_P} is the permutation test computed using N_P random permutations. For two test ϕ_1 and ϕ_2 and an alternative H_1 , the size-corrected relative exact power $\rho_{H_1}(\phi_1, \phi_2)$ was defined in Morales *et al.* (2004) as

$$\rho_{H_1}(\phi_1, \phi_2) = \left(\frac{D_{H_1}(\phi_1)}{D_{H_1}(\phi_2)} - 1 \right) \times 100,$$

	$n_1 = n_2 = 50$					$n_1 = n_2 = 100$					$n_1 = n_2 = 200$				
ρ	$\phi_{B,3}$	$\phi_{B,10}$	$\phi_{B,20}$	$\phi_{B,30}$	$\phi_{B,G}$	$\phi_{B,3}$	$\phi_{B,10}$	$\phi_{B,20}$	$\phi_{B,30}$	$\phi_{B,G}$	$\phi_{B,3}$	$\phi_{B,10}$	$\phi_{B,20}$	$\phi_{B,30}$	$\phi_{B,G}$
0	0.068	0.064	0.063	0.061	0.048	0.066	0.065	0.061	0.060	0.050	0.054	0.052	0.052	0.051	0.040
1	0.074	0.070	0.068	0.067	0.066	0.083	0.082	0.081	0.079	0.064	0.081	0.078	0.076	0.075	0.059
2	0.234	0.218	0.215	0.208	0.305	0.315	0.299	0.296	0.290	0.333	0.356	0.348	0.343	0.337	0.355
3	0.536	0.512	0.498	0.490	0.721	0.694	0.681	0.671	0.666	0.801	0.851	0.845	0.840	0.837	0.891
4	0.722	0.699	0.689	0.682	0.911	0.895	0.890	0.885	0.882	0.975	0.992	0.990	0.989	0.988	0.999
5	0.814	0.796	0.788	0.785	0.979	0.948	0.942	0.941	0.940	0.998	0.999	0.999	0.999	0.998	1.000
6	0.851	0.836	0.829	0.821	0.997	0.959	0.957	0.956	0.956	1.000	0.999	0.999	0.999	0.999	1.000
7	0.864	0.853	0.847	0.840	0.999	0.967	0.962	0.961	0.961	1.000	0.999	0.999	0.999	0.999	1.000
8	0.872	0.857	0.853	0.850	1.000	0.972	0.969	0.965	0.964	1.000	0.999	0.999	0.999	0.999	1.000
10	0.873	0.864	0.859	0.857	1.000	0.973	0.971	0.968	0.967	1.000	0.999	0.999	0.999	0.999	1.000

Table 2: Frequency of rejection for the bootstrap test $\phi_{B,M}$ when $M = 3, 10, 20$ and 30 principal components are used for different sample sizes and two populations are compared. The column labelled $\phi_{B,G}$ reports the frequencies obtained when the eigenvalues θ_ℓ are estimated using that the processes are Gaussian as described in Remark 3.1.d). The alternatives considered are $X_1 \sim \mathcal{BW}(0, 1)$ while $X_2 \sim W_1 + \delta n^{-1/4} W_2^2$, where $W_j \sim \mathcal{BW}(0, 1)$ are independent of each other and $\delta_n = \rho n^{-1/4}$ with $n = n_1 + n_2$.

	$n_1 = n_2 = n_3 = 50$					$n_1 = n_2 = n_3 = 100$					$n_1 = n_2 = n_3 = 200$				
ρ	$\phi_{B,3}$	$\phi_{B,10}$	$\phi_{B,20}$	$\phi_{B,30}$	$\phi_{B,G}$	$\phi_{B,3}$	$\phi_{B,10}$	$\phi_{B,20}$	$\phi_{B,30}$	$\phi_{B,G}$	$\phi_{B,3}$	$\phi_{B,10}$	$\phi_{B,20}$	$\phi_{B,30}$	$\phi_{B,G}$
0	0.071	0.069	0.063	0.062	0.065	0.066	0.062	0.059	0.058	0.066	0.064	0.058	0.057	0.054	0.058
2	0.126	0.118	0.118	0.115	0.099	0.139	0.135	0.134	0.134	0.108	0.114	0.108	0.107	0.104	0.094
4	0.272	0.258	0.255	0.251	0.216	0.285	0.276	0.275	0.272	0.243	0.294	0.280	0.273	0.271	0.242
6	0.437	0.426	0.422	0.418	0.369	0.476	0.460	0.455	0.453	0.413	0.496	0.481	0.476	0.472	0.454
8	0.623	0.610	0.604	0.602	0.541	0.663	0.656	0.652	0.646	0.606	0.695	0.683	0.680	0.678	0.668
10	0.746	0.733	0.728	0.725	0.686	0.798	0.793	0.792	0.790	0.760	0.843	0.832	0.829	0.828	0.818
12	0.843	0.834	0.830	0.829	0.791	0.899	0.896	0.890	0.889	0.875	0.926	0.922	0.917	0.914	0.908
14	0.909	0.904	0.901	0.899	0.867	0.951	0.949	0.944	0.944	0.943	0.976	0.972	0.967	0.966	0.968
16	0.945	0.940	0.938	0.937	0.928	0.973	0.971	0.970	0.969	0.969	0.993	0.993	0.992	0.991	0.990
18	0.971	0.968	0.968	0.967	0.961	0.991	0.989	0.989	0.988	0.985	0.999	0.999	0.999	0.999	0.999
20	0.986	0.985	0.985	0.985	0.982	0.995	0.995	0.995	0.995	0.994	1.000	1.000	1.000	1.000	1.000

Table 3: Frequency of rejection for the bootstrap test $\phi_{B,M}$ when $M = 3, 10, 20$ and 30 principal components are used for different sample sizes and $k = 3$ populations are considered, when $X_1 \sim \mathcal{BW}(0, 1)$ and $X_i \sim (1 + \delta_n)^{1/2} \mathcal{BW}(0, 1)$, for $i = 2, 3$, where $\delta_n = \rho n^{-1/2}$ with $n = \sum_{i=1}^3 n_i$. The column labelled $\phi_{B,G}$ reports the frequencies obtained when the eigenvalues θ_ℓ are estimated using that the processes are Gaussian as described in Remark 3.1.d).

$$n_1 = n_2 = 50$$

$$n_1 = n_2 = 100$$

$$n_1 = n_2 = 200$$

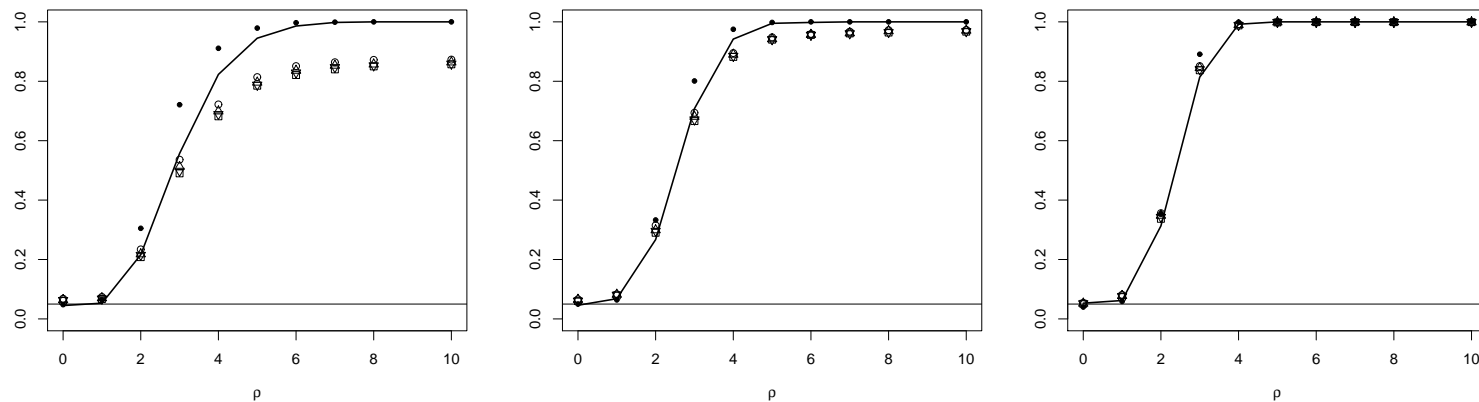


Figure 2: Frequency of rejection when $k = 2$ for the bootstrap test $\phi_{B,M}$, $\phi_{B,G}$, and $\phi_{P,5000}$. The solid line corresponds to $\phi_{P,5000}$, the filled circles to $\phi_{B,G}$, while the circles, upper, lower triangles and the square correspond to $\phi_{B,M}$, with $M = 3, 10, 20$ and 30 , respectively.

$$n_1 = n_2 = n_3 = 50$$

$$n_1 = n_2 = n_3 = 100$$

$$n_1 = n_2 = n_3 = 200$$

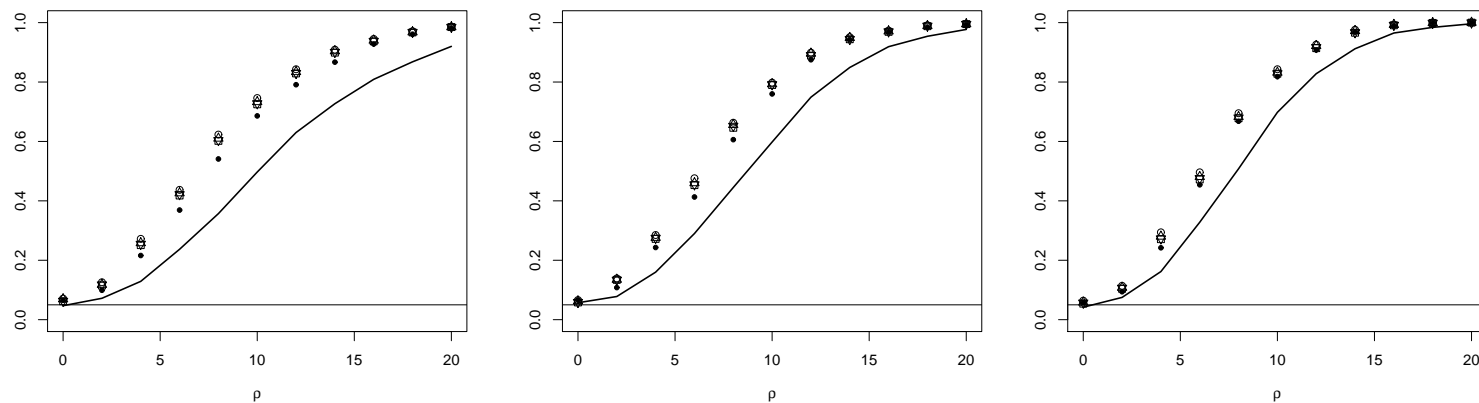


Figure 3: Frequency of rejection when $k = 3$ for the bootstrap test $\phi_{B,M}$, $\phi_{B,G}$, and $\phi_{P,5000}$. The solid line corresponds to $\phi_{P,5000}$, the filled circles to $\phi_{B,G}$, while the circles, upper, lower triangles and the square correspond to $\phi_{B,M}$, with $M = 3, 10, 20$ and 30 , respectively.

	$n_1 = n_2 = 50$		$n_1 = n_2 = 100$		$n_1 = n_2 = 200$	
ρ	$\phi_{P,1000}$	$\phi_{P,5000}$	$\phi_{P,1000}$	$\phi_{P,5000}$	$\phi_{P,1000}$	$\phi_{P,5000}$
0	0.040	0.045	0.048	0.046	0.055	0.053
1	0.053	0.053	0.070	0.068	0.060	0.062
2	0.206	0.216	0.264	0.267	0.313	0.313
3	0.557	0.557	0.702	0.708	0.813	0.814
4	0.816	0.823	0.943	0.942	0.990	0.992
5	0.946	0.945	0.993	0.995	1.000	1.000
6	0.986	0.986	0.998	0.998	1.000	1.000
7	0.998	0.998	1.000	1.000	1.000	1.000
8	1.000	1.000	1.000	1.000	1.000	1.000
10	1.000	1.000	1.000	1.000	1.000	1.000

Table 4: Frequency of rejection for the permutation test ϕ_{P,N_P} when two populations are compared and $N_P = 1000$ and 5000 permutations are used. The alternatives considered are $X_1 \sim \mathcal{BW}(0, 1)$ while $X_2 \sim W_1 + \delta n^{-1/4} W_2^2$, where $W_j \sim \mathcal{BW}(0, 1)$ are independent of each other and $\delta_n = \rho n^{-1/4}$ with $n = n_1 + n_2$.

with $D_{H_1}(\phi) = \pi_{H_1}(\phi) - \pi_{H_0}(\phi)$, where $\pi_{H_1}(\phi)$ and $\pi_{H_0}(\phi)$ denote the power of the test ϕ under H_1 and the null hypothesis, respectively. This measure allows to clarify the fluctuations in the powers which are more difficult to observe in Tables 2 to 5, since large negative values of $\rho_{H_1}(\phi_1, \phi_2)$ indicate that ϕ_2 outperforms ϕ_1 , while large positive values show that ϕ_1 is preferable.

Tables 6 and 7 report the values of $\rho_{H_1}(\phi_{B,M}, \phi_{P,N_P})$ and $\rho_{H_1}(\phi_{B,G}, \phi_{P,N_P})$, for two populations, when the permutation test ϕ_{P,N_P} is computed with $N_P = 1000$ and 5000 random permutations, respectively. As expected the test obtained using the Gaussian approximation outperforms the permutation test in particular, for local alternatives close to the null hypothesis. On the other hand, the permutation test based on 1000 permutations shows its advantage for $n_1 = n_2 = 50$, in particular, when $\rho = 1$ since the asymptotic approximation leads to some loss of power in the bootstrap test. The large negative values obtained for $N_P = 1000$ are reduced when 5000 random permutations are considered, since the empirical size is closer to the nominal one. The better performance for $\rho = 1$ is also observed when $n_1 = n_2 = 100$, while for $n_1 = n_2 = 200$ the test defined in Section 5 is much better than the permutation test. In general, for large sample sizes, the bootstrap test shows its advantage. The worst behaviour of the permutation test for large samples may be due to the fact that the number of random permutations must be increased with the sample size.

When considering $k = 3$ populations, Tables 8 and 9 report the size corrected values $\rho_{H_1}(\phi_{B,M}, \phi_{P,N_P})$ and $\rho_{H_1}(\phi_{B,G}, \phi_{P,N_P})$ when $N_P = 1000$ and 5000, respectively. In this case, the bootstrap calibration test always outperforms the permutation test, in particular, for alternatives close to the null hypothesis. The better performance may be explained by the fact that the asymptotic behaviour of the tests and so, its bootstrap calibration, detects more easily alternatives following a proportional model than those considered in the two population case.

	$n_1 = n_2 = n_3 = 50$		$n_1 = n_2 = n_3 = 100$		$n_1 = n_2 = n_3 = 200$	
ρ	$\phi_{P,1000}$	$\phi_{P,5000}$	$\phi_{P,1000}$	$\phi_{P,5000}$	$\phi_{P,1000}$	$\phi_{P,5000}$
0	0.046	0.047	0.058	0.057	0.041	0.042
2	0.070	0.072	0.079	0.078	0.072	0.075
4	0.133	0.129	0.157	0.160	0.158	0.162
6	0.229	0.237	0.282	0.290	0.329	0.328
8	0.351	0.357	0.452	0.445	0.505	0.508
10	0.498	0.497	0.598	0.598	0.697	0.698
12	0.630	0.630	0.753	0.749	0.821	0.828
14	0.725	0.727	0.849	0.849	0.907	0.912
16	0.806	0.809	0.920	0.919	0.962	0.965
18	0.867	0.868	0.948	0.954	0.985	0.984
20	0.916	0.920	0.976	0.977	0.996	0.996

Table 5: Frequency of rejection for the permutation test ϕ_{P,N_P} based on $D = \|\widehat{\Gamma}_2 - \widehat{\Gamma}_1\|_{\mathcal{F}}^2 + \|\widehat{\Gamma}_3 - \widehat{\Gamma}_1\|_{\mathcal{F}}^2 + \|\widehat{\Gamma}_3 - \widehat{\Gamma}_2\|_{\mathcal{F}}^2$, when three populations are compared, $N_P = 1000$ and 5000 permutations are used. The observations are generated as $X_1 \sim \mathcal{BW}(0, 1)$ and $X_i \sim (1 + \delta_n)^{1/2} \mathcal{BW}(0, 1)$, for $i = 2, 3$, where $\delta_n = \rho n^{-1/2}$ with $n = \sum_{i=1}^3 n_i$.

The higher capability of $\phi_{B,M}$ to detect proportional local alternatives for three populations is related to power performance described in Remark 4.2. Besides, the obtained results suggest that as the number of populations increases the number of permutations needed to attain a good power performance needs also to be increased considerably, which leads to a larger computing time.

Although a formal computational analysis of the different test statistics is beyond the scope of this paper, we tested the speed of our R codes using an Intel i7-2600K CPU (3.4GHz) machine running Windows 7. Table 10 report the average time in CPU seconds of the different test procedures computed over 10 random samples generated as in the simulation settings under H_0 and for the sample sizes n_i considered above. The obtained results show that the computing time increases linearly as the number of permutations increase and in all situations ϕ_{P,N_P} is much more time expensive than $\phi_{B,M}$. On the other hand, as expected, the number M of principal components used increases considerably the computation time. However, the computing time of $\phi_{B,M}$ is quite stable along sample sizes, for a fixed number of populations and a fixed M . The Gaussian approximation takes almost the same computing time in all the considered situations and shows a larger average time than $\phi_{B,M}$, except when $M = 30$ and $k = 3$, in which they both give similar average timings.

From the obtained results, we see that our procedure is, in terms of level and power behaviour, a good competitor for the permutation test introduced for two populations in Pigoli *et al.* (2014). On the other hand, when $k = 3$ it has a better detection capability with a much lower computing time. Besides, our method has the advantage of allowing to develop a theory regarding its asymptotic behaviour as described in Sections 4 and 5.

ρ	$n_1 = n_2 = 50$					$n_1 = n_2 = 100$					$n_1 = n_2 = 200$				
	$\phi_{B,3}$	$\phi_{B,10}$	$\phi_{B,20}$	$\phi_{B,30}$	$\phi_{B,G}$	$\phi_{B,3}$	$\phi_{B,10}$	$\phi_{B,20}$	$\phi_{B,30}$	$\phi_{B,G}$	$\phi_{B,3}$	$\phi_{B,10}$	$\phi_{B,20}$	$\phi_{B,30}$	$\phi_{B,G}$
1	-53.85	-53.85	-61.54	-53.85	38.46	-22.73	-22.73	-9.09	-13.64	-36.36	440.00	420.00	380.00	380.00	280.00
2	0.00	-7.23	-8.43	-11.45	54.82	15.28	8.33	8.80	6.48	31.02	17.05	14.73	12.79	10.85	22.09
3	-9.48	-13.35	-15.86	-17.02	30.17	-3.98	-5.81	-6.73	-7.34	14.83	5.15	4.62	3.96	3.69	12.27
4	-15.72	-18.17	-19.33	-19.97	11.21	-7.37	-7.82	-7.93	-8.16	3.35	0.32	0.32	0.21	0.21	2.57
5	-17.66	-19.21	-19.98	-20.09	2.76	-6.67	-7.20	-6.88	-6.88	0.32	0.00	0.21	0.21	0.21	1.59
6	-17.23	-18.39	-19.03	-19.66	0.32	-6.00	-6.11	-5.79	-5.68	0.00	0.00	0.21	0.21	0.32	1.59
7	-16.91	-17.64	-18.16	-18.68	-0.73	-5.36	-5.78	-5.46	-5.36	-0.21	0.00	0.21	0.21	0.32	1.59
8	-16.25	-17.40	-17.71	-17.81	-0.83	-4.83	-5.04	-5.04	-5.04	-0.21	0.00	0.21	0.21	0.32	1.59
10	-16.15	-16.67	-17.08	-17.08	-0.83	-4.73	-4.83	-4.73	-4.73	-0.21	0.00	0.21	0.21	0.32	1.59

Table 6: Size corrected relative exact powers, $\rho_{H_1}(\phi_{B,M}, \phi_{P,N_P})$ and $\rho_{H_1}(\phi_{B,G}, \phi_{P,N_P})$, for the bootstrap tests $\phi_{B,M}$ ($M = 3, 10, 20$ and 30) and $\phi_{B,G}$ with respect to the permutation test ϕ_{P,N_P} with $N_P = 1000$ random permutations, for $k = 2$.

ρ	$n_1 = n_2 = 50$					$n_1 = n_2 = 100$					$n_1 = n_2 = 200$				
	$\phi_{B,3}$	$\phi_{B,10}$	$\phi_{B,20}$	$\phi_{B,30}$	$\phi_{B,G}$	$\phi_{B,3}$	$\phi_{B,10}$	$\phi_{B,20}$	$\phi_{B,30}$	$\phi_{B,G}$	$\phi_{B,3}$	$\phi_{B,10}$	$\phi_{B,20}$	$\phi_{B,30}$	$\phi_{B,G}$
1	-25.00	-25.00	-37.50	-25.00	125.00	-22.73	-22.73	-9.09	-13.64	-36.36	200.00	188.89	166.67	166.67	111.11
2	-2.92	-9.94	-11.11	-14.04	50.29	12.67	5.88	6.33	4.07	28.05	16.15	13.85	11.92	10.00	21.15
3	-8.59	-12.50	-15.04	-16.21	31.45	-5.14	-6.95	-7.85	-8.46	13.44	4.73	4.20	3.55	3.29	11.83
4	-15.94	-18.38	-19.54	-20.18	10.93	-7.48	-7.92	-8.04	-8.26	3.24	-0.11	-0.11	-0.21	-0.21	2.13
5	-17.11	-18.67	-19.44	-19.56	3.44	-7.06	-7.59	-7.27	-7.27	-0.11	-0.21	0.00	0.00	0.00	1.37
6	-16.79	-17.96	-18.60	-19.23	0.85	-6.20	-6.30	-5.99	-5.88	-0.21	-0.21	0.00	0.00	0.11	1.37
7	-16.47	-17.21	-17.73	-18.26	-0.21	-5.56	-5.97	-5.66	-5.56	-0.42	-0.21	0.00	0.00	0.11	1.37
8	-15.81	-16.96	-17.28	-17.38	-0.31	-5.03	-5.24	-5.24	-5.24	-0.42	-0.21	0.00	0.00	0.11	1.37
10	-15.71	-16.23	-16.65	-16.65	-0.31	-4.93	-5.03	-4.93	-4.93	-0.42	-0.21	0.00	0.00	0.11	1.37

Table 7: Size corrected relative exact powers, $\rho_{H_1}(\phi_{B,M}, \phi_{P,N_P})$ and $\rho_{H_1}(\phi_{B,G}, \phi_{P,N_P})$, for the bootstrap tests $\phi_{B,M}$ ($M = 3, 10, 20$ and 30) and $\phi_{B,G}$ with respect to the permutation test ϕ_{P,N_P} with $N_P = 5000$ random permutations, for $k = 2$.

ρ	$n_1 = n_2 = n_3 = 50$					$n_1 = n_2 = n_3 = 100$					$n_1 = n_2 = n_3 = 200$				
	$\phi_{B,3}$	$\phi_{B,10}$	$\phi_{B,20}$	$\phi_{B,30}$	$\phi_{B,G}$	$\phi_{B,3}$	$\phi_{B,10}$	$\phi_{B,20}$	$\phi_{B,30}$	$\phi_{B,G}$	$\phi_{B,3}$	$\phi_{B,10}$	$\phi_{B,20}$	$\phi_{B,30}$	$\phi_{B,G}$
2	129.17	104.17	129.17	120.83	41.67	247.62	247.62	257.14	261.90	100.00	61.29	61.29	61.29	61.29	16.13
4	131.03	117.24	120.69	117.24	73.56	121.21	116.16	118.18	116.16	78.79	96.58	89.74	84.62	85.47	57.26
6	100.00	95.08	96.17	94.54	66.12	83.04	77.68	76.79	76.34	54.91	50.00	46.87	45.49	45.14	37.50
8	80.98	77.38	77.38	77.05	56.07	51.52	50.76	50.51	49.24	37.06	35.99	34.70	34.27	34.48	31.47
10	49.34	46.90	47.12	46.68	37.39	35.56	35.37	35.74	35.56	28.52	18.75	17.99	17.68	17.99	15.85
12	32.19	30.99	31.34	31.34	24.32	19.86	20.00	19.57	19.57	16.40	10.51	10.77	10.26	10.26	8.97
14	23.42	22.97	23.42	23.27	18.11	11.88	12.14	11.88	12.01	10.87	5.31	5.54	5.08	5.31	5.08
16	15.00	14.61	15.13	15.13	13.55	5.22	5.45	5.68	5.68	4.76	0.87	1.52	1.52	1.74	1.19
18	9.62	9.50	10.23	10.23	9.14	3.93	4.16	4.49	4.49	3.26	-0.95	-0.32	-0.21	0.11	-0.32
20	5.17	5.29	5.98	6.09	5.40	1.20	1.63	1.96	2.07	1.09	-1.99	-1.36	-1.26	-0.94	-1.36

Table 8: Size corrected relative exact powers, $\rho_{H_1}(\phi_{B,M}, \phi_{P,N_P})$ and $\rho_{H_1}(\phi_{B,G}, \phi_{P,N_P})$, for the bootstrap tests $\phi_{B,M}$ ($M = 3, 10, 20$ and 30) and $\phi_{B,G}$ with respect to the permutation test ϕ_{P,N_P} based on $D = \|\widehat{\Gamma}_2 - \widehat{\Gamma}_1\|_{\mathcal{F}}^2 + \|\widehat{\Gamma}_3 - \widehat{\Gamma}_1\|_{\mathcal{F}}^2 + \|\widehat{\Gamma}_3 - \widehat{\Gamma}_2\|_{\mathcal{F}}^2$ with $N_P = 1000$ random permutations when $k = 3$.

ρ	$n_1 = n_2 = n_3 = 50$					$n_1 = n_2 = n_3 = 100$					$n_1 = n_2 = n_3 = 200$				
	$\phi_{B,3}$	$\phi_{B,10}$	$\phi_{B,20}$	$\phi_{B,30}$	$\phi_{B,G}$	$\phi_{B,3}$	$\phi_{B,10}$	$\phi_{B,20}$	$\phi_{B,30}$	$\phi_{B,G}$	$\phi_{B,3}$	$\phi_{B,10}$	$\phi_{B,20}$	$\phi_{B,30}$	$\phi_{B,G}$
2	120.00	96.00	120.00	112.00	36.00	247.62	247.62	257.14	261.90	100.00	51.52	51.52	51.52	51.52	9.09
4	145.12	130.49	134.15	130.49	84.15	112.62	107.77	109.71	107.77	71.84	91.67	85.00	80.00	80.83	53.33
6	92.63	87.89	88.95	87.37	60.00	75.97	70.82	69.96	69.53	48.93	51.05	47.90	46.50	46.15	38.46
8	78.06	74.52	74.52	74.19	53.55	53.87	53.09	52.84	51.55	39.18	35.41	34.12	33.69	33.91	30.90
10	50.00	47.56	47.78	47.33	38.00	35.30	35.12	35.49	35.30	28.28	18.75	17.99	17.68	17.99	15.85
12	32.42	31.22	31.56	31.56	24.53	20.38	20.52	20.09	20.09	16.91	9.67	9.92	9.41	9.41	8.14
14	23.24	22.79	23.24	23.09	17.94	11.74	11.99	11.74	11.87	10.73	4.83	5.06	4.60	4.83	4.60
16	14.70	14.30	14.83	14.83	13.25	5.22	5.45	5.68	5.68	4.76	0.65	1.30	1.30	1.52	0.98
18	9.62	9.50	10.23	10.23	9.14	3.12	3.34	3.68	3.68	2.45	-0.74	-0.11	0.00	0.32	-0.11
20	4.81	4.93	5.61	5.73	5.04	0.98	1.41	1.74	1.85	0.87	-1.89	-1.26	-1.15	-0.84	-1.26

Table 9: Size corrected relative exact powers, $\rho_{H_1}(\phi_{B,M}, \phi_{P,N_P})$ and $\rho_{H_1}(\phi_{B,G}, \phi_{P,N_P})$, for the bootstrap tests $\phi_{B,M}$ ($M = 3, 10, 20$ and 30) and $\phi_{B,G}$ with respect to the permutation test ϕ_{P,N_P} based on $D = \|\widehat{\Gamma}_2 - \widehat{\Gamma}_1\|_{\mathcal{F}}^2 + \|\widehat{\Gamma}_3 - \widehat{\Gamma}_1\|_{\mathcal{F}}^2 + \|\widehat{\Gamma}_3 - \widehat{\Gamma}_2\|_{\mathcal{F}}^2$ with $N_P = 5000$ random permutations when $k = 3$.

	$k = 2$			$k = 3$		
	$n_i = 50$	$n_i = 100$	$n_i = 200$	$n_i = 50$	$n_i = 100$	$n_i = 200$
$\phi_{B,3}$	0.053	0.059	0.090	0.055	0.072	0.114
$\phi_{B,10}$	0.125	0.120	0.151	0.164	0.173	0.215
$\phi_{B,20}$	0.334	0.309	0.367	0.693	0.693	0.828
$\phi_{B,30}$	0.867	0.906	1.069	3.510	3.580	3.822
$\phi_{B,G}$	3.424	3.363	3.379	3.317	3.315	4.413
$\phi_{P,1000}$	1.176	1.930	3.457	3.264	5.045	9.276
$\phi_{P,5000}$	5.831	9.493	17.825	15.544	25.957	47.575

Table 10: Average timing (in seconds) of the test procedures.

7 Conclusions

In this paper, we have studied a procedure to test equality among several populations covariance operators. The test statistic is based on the Hilbert–Schmidt distance between consistent estimators of $\mathbf{\Gamma}_i$ and $\mathbf{\Gamma}_1$, for $2 \leq i \leq k$. The analysis of the asymptotic distribution of the test statistic reveals that the testing procedure is consistent against local alternatives converging to the null hypothesis at rate $n^{-1/2}$, when the sample covariance operators are used. These results also hold for the smoothed covariance operators defined in Boente and Fraiman (2000), under mild conditions. The asymptotic null behaviour obtained motivate the use of bootstrap methods, since it depends on the eigenvalues of an unknown operator. For that reason, we also provide a general bootstrap calibration method whose validity is derived. Our numerical studies have shown that the bootstrap calibration has a good practical behaviour and is a good competitor for the permutation test defined in Pigoli et al. (2014) for two populations and the considered alternatives. On the other hand, when $k = 3$ and for proportional alternatives, it has shown a better detection capability. Another advantages of the bootstrap test over the permutation test is its lower computing time, for the sample sizes considered.

Acknowledgements. This research was partially supported by Grants PIP 112-201101-00339 and 112-201101-00742 from CONICET, PICT 2014-0351 and 2012-1641 from ANPCYT and 20020130100279BA and 20020120200244BA from the Universidad de Buenos Aires at Buenos Aires, Argentina.

A Appendix

Proof of Theorem 3.1. Denote as $\mathcal{F}^k = \mathcal{F} \times \dots \times \mathcal{F}$ the k -th dimensional product space of identical copies of \mathcal{F} and consider the process $\mathbf{V}_{k,n} = \left(\sqrt{n}(\tilde{\mathbf{\Gamma}}_1 - \mathbf{\Gamma}_1), \dots, \sqrt{n}(\tilde{\mathbf{\Gamma}}_k - \mathbf{\Gamma}_k) \right)^\top$. Using that $\sqrt{n_i}(\tilde{\mathbf{\Gamma}}_i - \mathbf{\Gamma}_i) \xrightarrow{D} \mathbf{U}_i$, the independence of the estimated operators and the fact that $n_i/n \rightarrow \tau_i \in (0, 1)$, we get that $\mathbf{V}_{k,n} \xrightarrow{D} \mathbf{V} = (\mathbf{V}_1, \dots, \mathbf{V}_k)^\top$, where $\mathbf{V}_i = \tau_i^{-1/2} \mathbf{U}_i$ are independent random processes of \mathcal{F} with covariance operators $\tau_i^{-1} \mathbf{\Upsilon}_i$. Hence, $\mathbf{V}_{k,n}$ converges in distribution to a zero mean Gaussian random element $\mathbf{V} = (\mathbf{V}_1, \dots, \mathbf{V}_k)^\top \in \mathcal{F}^k$ with covariance

operator $\tilde{\Upsilon} = \text{DIAG}(\tau_1^{-1}\Upsilon_1, \dots, \tau_k^{-1}\Upsilon_k)$.

Let $A : \mathcal{F}^k \rightarrow \mathcal{F}^{k-1}$ be the linear operator defined as $A(V_1, \dots, V_k) = (V_2 - V_1, \dots, V_k - V_1)$ and denote as $A^* : \mathcal{F}^{k-1} \rightarrow \mathcal{F}^k$ its adjoint operator. The continuous map theorem guarantees that $A\mathbf{V}_{k,n} \xrightarrow{D} \mathbf{W}$, where $\mathbf{W} = (W_1, \dots, W_{k-1})^\top = A\mathbf{V}$ is a zero mean Gaussian random element of \mathcal{F}^{k-1} with covariance operator $\Upsilon_{\mathbf{W}} = A\tilde{\Upsilon}A^*$. Moreover, we also obtain that $n \sum_{j=2}^k \|(\tilde{\Gamma}_j - \Gamma_j) - (\tilde{\Gamma}_1 - \Gamma_1)\|_{\mathcal{F}}^2 \xrightarrow{D} \sum_{j=1}^{k-1} \|W_j\|_{\mathcal{F}}^2 = \|\mathbf{W}\|_{\mathcal{F}^{k-1}}^2$. Let $v_\ell \in \mathcal{F}^{k-1}$ be the orthonormal eigenfunctions of $\Upsilon_{\mathbf{W}}$ related to the eigenvalues θ_ℓ ordered in decreasing order. Since \mathbf{W} is a zero mean Gaussian random element of \mathcal{F}^{k-1} with covariance operator $\Upsilon_{\mathbf{W}}$, \mathbf{W} can be written as $\sum_{\ell \geq 1} \theta_\ell^{1/2} Z_\ell v_\ell$ where Z_ℓ are i.i.d. random variables such that $Z_\ell \sim N(0, 1)$. Hence, $\|\mathbf{W}\|_{\mathcal{F}^{k-1}}^2 = \sum_{\ell \geq 1} \theta_\ell Z_\ell^2$, which leads to the desired result.

It only remains to show (7). Straightforward calculations allow to show that the adjoint operator $A^* : \mathcal{F}^{k-1} \rightarrow \mathcal{F}^k$ is given by $A^*(w_1, \dots, w_{k-1}) = (-\sum_{i=1}^{k-1} w_i, w_1, \dots, w_{k-1})$. Hence, as $\mathbf{U}_1, \dots, \mathbf{U}_k$ are independent, we obtain that

$$\begin{aligned} \Upsilon_{\mathbf{W}}(w_1, \dots, w_{k-1}) &= (A\tilde{\Upsilon}A^*)(w_1, \dots, w_{k-1}) \\ &= \left(\frac{1}{\tau_2} \Upsilon_2(w_1) + \frac{1}{\tau_1} \Upsilon_1 \left(\sum_{i=1}^{k-1} w_i \right), \dots, \frac{1}{\tau_k} \Upsilon_k(w_{k-1}) + \frac{1}{\tau_1} \Upsilon_1 \left(\sum_{i=1}^{k-1} w_i \right) \right), \end{aligned}$$

concluding the proof. \square

Proof of Corollary 3.1. Consider the process $\mathbf{U}_{i,n_i} = \sqrt{n_i}(\hat{\Gamma}_i - \Gamma_i)$. The independence of the samples and among populations together with the results stated in Dauxois *et al.* (1982), allow to show that \mathbf{U}_{i,n_i} are independent and converge in distribution to independent zero mean Gaussian random elements \mathbf{U}_i of \mathcal{F} with covariance operator Υ_i defined in (1). The result follows now from Theorem 3.1. \square

Proof of Theorem 4.1. Using that $n_i/n \rightarrow \tau_i$, we get immediately that $\sqrt{n}(\tilde{\Gamma}_i - \Gamma_1) \xrightarrow{D} \Delta_i + (1/\sqrt{\tau_i})\mathbf{U}_i$ where \mathbf{U}_i is a zero mean Gaussian random element with covariance operator Υ_i and for $i = 1$, $\Delta_1 = \mathbf{O}$ is the null operator. The fact that the estimators are independent implies that \mathbf{U}_i can be chosen to be independent so, as in the proof of Theorem 3.1, we have that $\mathbf{V}_{k,n} = \left(\sqrt{n}(\tilde{\Gamma}_1 - \Gamma_1), \dots, \sqrt{n}(\tilde{\Gamma}_k - \Gamma_1) \right)^\top \xrightarrow{D} \mathbf{V} = (\mathbf{V}_1, \dots, \mathbf{V}_k)^\top$, where $\mathbf{V}_i = \Delta_i + (1/\sqrt{\tau_i})\mathbf{U}_i$ are independent random processes of \mathcal{F} with mean Δ_i and covariance operators $\tau_i^{-1}\Upsilon_i$. Hence, $\mathbf{V}_{k,n}$ converges in distribution to a Gaussian random element $\mathbf{V} = (\mathbf{V}_1, \dots, \mathbf{V}_k)^\top \in \mathcal{F}^k$ with mean $\Delta = (\Delta_1, \dots, \Delta_k)^\top$ and covariance operator $\tilde{\Upsilon} = \text{DIAG}(\tau_1^{-1}\Upsilon_1, \dots, \tau_k^{-1}\Upsilon_k)$.

As in the proof of Theorem 3.1, define $A : \mathcal{F}^k \rightarrow \mathcal{F}^{k-1}$ as the linear operator $A(V_1, \dots, V_k) = (V_2 - V_1, \dots, V_k - V_1)$. Then, $A\mathbf{V}_{k,n} \xrightarrow{D} \mathbf{W}$, where $\mathbf{W} = (W_1, \dots, W_{k-1})^\top = A\mathbf{V}$ is a Gaussian random element of \mathcal{F}^{k-1} with mean $A\Delta$ and covariance operator $A\tilde{\Upsilon}A^*$. Note that $A\Delta = (\Delta_2, \dots, \Delta_k) = \Delta^{(k-1)}$, since Δ_1 is the null operator. Moreover, from the proof of Theorem 3 we get that $A\tilde{\Upsilon}A^* = \Upsilon_{\mathbf{W}}$. Let $v_\ell \in \mathcal{F}^{k-1}$ be the orthonormal eigenfunctions of $\Upsilon_{\mathbf{W}}$ related to the eigenvalues θ_ℓ ordered in decreasing order. Since $\mathbf{W} - \Delta^{(k-1)}$ is a zero mean Gaussian random element of \mathcal{F}^{k-1} with covariance operator $\Upsilon_{\mathbf{W}}$, $\mathbf{W} - \Delta^{(k-1)}$ can be written

as $\sum_{\ell \geq 1} \theta_\ell^{1/2} Z_\ell v_\ell$ where Z_ℓ are i.i.d. random variables such that $Z_\ell \sim N(0, 1)$. On the other hand, we have the expansion $\mathbf{\Delta}^{(k-1)} = \sum_{\ell \geq 1} \eta_\ell v_\ell$, so that $\mathbf{W} = \sum_{\ell \geq 1} (\eta_\ell + \theta_\ell^{1/2} Z_\ell) v_\ell$ and $\|\mathbf{W}\|_{\mathcal{F}^{k-1}}^2 = \sum_{\ell \geq 1} (\eta_\ell + \theta_\ell^{1/2} Z_\ell)^2 = \sum_{\ell \geq 1} \theta_\ell (\eta_\ell \theta_\ell^{-1/2} + Z_\ell)^2$, which concludes the proof since $T_{k,n} = n \sum_{j=2}^k \|(\hat{\mathbf{\Gamma}}_j - \mathbf{\Gamma}_1) - (\hat{\mathbf{\Gamma}}_1 - \mathbf{\Gamma}_1)\|_{\mathcal{F}}^2 \xrightarrow{D} \sum_{j=1}^{k-1} \|W_j\|_{\mathcal{F}}^2 = \|\mathbf{W}\|_{\mathcal{F}^{k-1}}^2$. \square

Proof of Proposition 4.1. The results in Dauxois *et al.* (1982) entail that $\sqrt{n_1} (\hat{\mathbf{\Gamma}}_1 - \mathbf{\Gamma}_1) \xrightarrow{D} \mathbf{U}_1$, where \mathbf{U}_1 a zero mean Gaussian random element with covariance operator $\mathbf{\Upsilon}_1$ so, we only have to prove the result for $i \geq 2$. Note that

$$\begin{aligned} \sqrt{n_i}(\hat{\mathbf{\Gamma}}_i - \mathbf{\Gamma}_1) &= \sqrt{n_i} \left(\frac{1}{n_i} \sum_{j=1}^{n_i} (X_{i,j} - \bar{X}_i) \otimes (X_{i,j} - \bar{X}_i) - \mathbf{\Gamma}_1 \right) \\ &= \sqrt{n_i}(\tilde{\mathbf{\Gamma}}_i - \mathbf{\Gamma}_1) + n^{-1/4} \sqrt{n_i} \hat{\mathbf{\Gamma}}_{i,WR} + n^{-1/4} \sqrt{n_i} \hat{\mathbf{\Gamma}}_{i,RW} + n^{-1/2} \sqrt{n_i} \hat{\mathbf{\Delta}}_i \end{aligned}$$

where

$$\begin{aligned} \tilde{\mathbf{\Gamma}}_i &= \frac{1}{n_i} \sum_{j=1}^{n_i} (W_{i,j} - \bar{W}_i) \otimes (W_{i,j} - \bar{W}_i), & \hat{\mathbf{\Delta}}_i &= \frac{1}{n_i} \sum_{j=1}^{n_i} (R_{i,j} - \bar{R}_i) \otimes (R_{i,j} - \bar{R}_i), \\ \hat{\mathbf{\Gamma}}_{i,WR} &= \frac{1}{n_i} \sum_{j=1}^{n_i} (W_{i,j} - \bar{W}_i) \otimes (R_{i,j} - \bar{R}_i) & \text{and} & \hat{\mathbf{\Gamma}}_{i,RW} = \frac{1}{n_i} \sum_{j=1}^{n_i} (R_{i,j} - \bar{R}_i) \otimes (W_{i,j} - \bar{W}_i). \end{aligned}$$

Using that $W_{i,j} \sim W_i$ and that the covariance operator of W_i is $\mathbf{\Gamma}_1$, from the results in Dauxois *et al.* (1982) we get that $\sqrt{n_i} (\tilde{\mathbf{\Gamma}}_i - \mathbf{\Gamma}_1) \xrightarrow{D} \mathbf{U}_i$, where \mathbf{U}_i a zero mean Gaussian random element with covariance operator $\mathbf{\Upsilon}_i$ given in (11).

Note that $\hat{\mathbf{\Gamma}}_{i,WR}$ and $\hat{\mathbf{\Gamma}}_{i,RW}$ are estimators of the cross covariance operators $\mathbf{\Gamma}_{i,WR} = \mathbb{E}\{(W_i - \mathbb{E}W_i) \otimes (R_i - \mathbb{E}R_i)\}$ and $\mathbf{\Gamma}_{i,RW} = \mathbb{E}\{(R_i - \mathbb{E}R_i) \otimes (W_i - \mathbb{E}W_i)\}$, respectively. The independence between W_i and R_i entails that $\mathbf{\Gamma}_{i,WR}$ is the null operator, which implies that $\sqrt{n_i} \hat{\mathbf{\Gamma}}_{i,WR}$ is bounded in probability, so that $n^{-1/4} \sqrt{n_i} \hat{\mathbf{\Gamma}}_{i,WR} \xrightarrow{p} 0$. Similarly, we obtain that $n^{-1/4} \sqrt{n_i} \hat{\mathbf{\Gamma}}_{i,RW} \xrightarrow{p} 0$.

Finally, using the law of large numbers we have that $\hat{\mathbf{\Delta}}_i$, the empirical covariance operator of R_i , converges in probability to $\mathbf{\Delta}_i$, so $n^{-1/2} \sqrt{n_i} \hat{\mathbf{\Delta}}_i \xrightarrow{p} \tau_i^{1/2} \mathbf{\Delta}_i$, concluding the proof of a). \square

Proof of Proposition 4.2. As in the proof of Proposition 4.1, we only have to prove the result for $i \geq 2$. Using the Karhunen–Loève representation, we can write

$$\begin{aligned} X_{1,j} &= \mu_1 + \sum_{\ell=1}^{\infty} \lambda_\ell^{\frac{1}{2}} f_{1\ell j} \phi_\ell, \quad 1 \leq j \leq n_1 \\ X_{i,j} &= \mu_i + \sum_{\ell=1}^{\infty} \lambda_\ell^{\frac{1}{2}} \left(1 + \frac{\Delta_{i,\ell}}{\sqrt{n}} \right)^{\frac{1}{2}} f_{i\ell j} \phi_\ell, \quad 1 \leq j \leq n_i, \quad 2 \leq i \leq k. \end{aligned}$$

where $f_{i\ell j} \sim f_{i\ell}$ in (12). For $1 \leq j \leq n_i$, let $Z_{i,j} = \mu_i + \sum_{\ell=1}^{\infty} \lambda_{\ell}^{\frac{1}{2}} f_{i\ell j} \phi_{\ell} = \mu_i + Z_{0,i,j}$. Denote as

$$V_{i,j} = X_{i,j} - Z_{i,j} = \sum_{\ell=1}^{\infty} \lambda_{\ell}^{\frac{1}{2}} \left[\left(1 + \frac{\Delta_{i,\ell}}{\sqrt{n}} \right)^{\frac{1}{2}} - 1 \right] f_{i\ell j} \phi_{\ell}.$$

Define the following operators that will be used in the sequel $\tilde{\Gamma}_i = (1/n_i) \sum_{j=1}^{n_i} (X_{i,j} - \mu_i) \otimes (X_{i,j} - \mu_i)$, $\hat{\Gamma}_{Z_0} = (1/n_i) \sum_{j=1}^{n_i} Z_{0,i,j} \otimes Z_{0,i,j}$, $\hat{\Gamma}_V = (1/n_i) \sum_{j=1}^{n_i} V_{i,j} \otimes V_{i,j}$ and finally, $\tilde{\mathbf{A}} = (1/n_i) \sum_{j=1}^{n_i} (Z_{0,i,j} \otimes V_{i,j} + V_{i,j} \otimes Z_{0,i,j})$, where we avoid the index i for the sake of simplicity. Using that $X_{i,j} - \mu_i = Z_{0,i,j} + V_{i,j}$, we obtain the following expansion $\tilde{\Gamma}_i = \hat{\Gamma}_{Z_0} + \hat{\Gamma}_V + \tilde{\mathbf{A}}$.

The proof will be carried out in several steps, by showing that

$$\sqrt{n_i}(\hat{\Gamma}_i - \tilde{\Gamma}_i) = o_{\mathbb{P}}(1) \quad (\text{A.1})$$

$$\sqrt{n_i} \hat{\Gamma}_V = o_{\mathbb{P}}(1) \quad (\text{A.2})$$

$$\sqrt{n_i} \tilde{\mathbf{A}} \xrightarrow{p} \tau_i^{\frac{1}{2}} \mathbf{\Delta}_i \quad (\text{A.3})$$

$$\sqrt{n_i} (\hat{\Gamma}_{Z_0} - \mathbf{\Gamma}_1) \xrightarrow{D} \mathbf{U}_i, \quad (\text{A.4})$$

where \mathbf{U}_i is a zero mean Gaussian random element with covariance operator $\mathbf{\Upsilon}_i$. Using that, for all $2 \leq i \leq k$, the covariance operator of $Z_{0,i,j}$ is $\mathbf{\Gamma}_1$, (A.4) follows from Dauxois *et al.* (1982).

We will derive (A.1). Note that $\hat{\Gamma}_i - \tilde{\Gamma}_i = -(\bar{X}_i - \mu_i) \otimes (\bar{X}_i - \mu_i)$. Then, it is enough to prove that $\sqrt{n_i}(\bar{X}_i - \mu_i) = \sqrt{n_i}(\bar{Z}_{0,i} + \bar{V}_i) = O_{\mathbb{P}}(1)$, with $\bar{Z}_{0,i} = (1/n_i) \sum_{j=1}^{n_i} Z_{0,i,j}$ and $\bar{V}_i = (1/n_i) \sum_{j=1}^{n_i} V_{i,j}$.

By the central limit theorem in Hilbert spaces, we get that $\sqrt{n_i} \bar{Z}_{0,i}$ converges in distribution, which entails that the process is tight, i.e., $\sqrt{n_i} \bar{Z}_{0,i} = O_{\mathbb{P}}(1)$.

Note that

$$\left(1 + \frac{\Delta_{i,\ell}}{\sqrt{n}} \right)^{\frac{1}{2}} - 1 = \frac{1}{\sqrt{n}} \frac{\Delta_{i,\ell}}{\left(1 + \frac{\Delta_{i,\ell}}{\sqrt{n}} \right)^{\frac{1}{2}} + 1} = a_{i,\ell,n} \frac{\Delta_{i,\ell}}{\sqrt{n}} \quad (\text{A.5})$$

where $0 \leq a_{i,\ell,n} \leq 1$.

To derive that $\sqrt{n_i} \bar{V}_i = O_{\mathbb{P}}(1)$, we will further show that $\sqrt{n_i} \bar{V}_i = o_{\mathbb{P}}(1)$. To do so, note that $\mathbb{E} \|\bar{V}_i\|^2 = (1/n_i) \sum_{\ell=1}^{\infty} \lambda_{\ell} \left[\left(1 + (\Delta_{i,\ell}/\sqrt{n}) \right)^{\frac{1}{2}} - 1 \right]^2$. Using (A.5), we get that $\mathbb{E}(\|\sqrt{n_i} \bar{V}_i\|^2) \leq (1/n) \sum_{\ell=1}^{\infty} \lambda_{\ell} \Delta_{i,\ell}^2$, concluding the proof of (A.1).

To obtain (A.2), note that (A.5) entails that $V_{i,j} \otimes V_{i,j} = (1/n) \sum_{\ell,s} \lambda_{\ell}^{\frac{1}{2}} \lambda_s^{\frac{1}{2}} a_{i,\ell,n} a_{i,s,n} \Delta_{i,s} \Delta_{i,\ell} f_{i\ell j} f_{isj} \phi_{\ell} \otimes \phi_s$, so if we denote as $U_{\ell s} = (1/n_i) \sum_{j=1}^{n_i} f_{i\ell j} f_{isj}$, we get that

$$\hat{\Gamma}_V = \frac{1}{n} \sum_{\ell,s} \lambda_{\ell}^{\frac{1}{2}} \lambda_s^{\frac{1}{2}} a_{i,\ell,n} a_{i,s,n} \Delta_{i,s} \Delta_{i,\ell} U_{\ell s} \phi_{\ell} \otimes \phi_s.$$

Note that $f_{ilj} \sim f_{il}$ and recall that $\mathbb{E}(f_{il}f_{is}) = \delta_{\ell s}$ where $\delta_{\ell s} = 1$ if $\ell = s$ and 0 otherwise. Hence, we have that $\mathbb{E}(U_{\ell s}) = \delta_{\ell s}$ which implies that

$$\begin{aligned} \mathbb{E}(U_{\ell s}^2) &= \text{VAR}(U_{\ell s}) + \mathbb{E}^2(U_{\ell s}) = \frac{1}{n_i} \text{VAR}(f_{il}f_{is}) + \delta_{\ell s} \\ &\leq \frac{1}{n_i} \mathbb{E}(f_{il}^2 f_{is}^2) + \delta_{\ell s} \leq \frac{1}{n_i} \sigma_{4,i,\ell} \sigma_{4,i,s} + \delta_{\ell s}, \end{aligned} \quad (\text{A.6})$$

where the last bound follows from the Cauchy–Schwartz inequality and the fact that $\sigma_{4,i,s}^2 = \mathbb{E}(f_{is}^4)$. Hence, using (A.6) and the fact that $0 \leq a_{i,\ell,n} \leq 1$, we obtain the bound

$$\begin{aligned} \mathbb{E}(n_i \|\widehat{\Gamma}_V\|_{\mathcal{F}}^2) &\leq \frac{n_i}{n^2} \sum_{\ell,s} \lambda_\ell \lambda_s \Delta_{i,s}^2 \Delta_{i,\ell}^2 \mathbb{E}(U_{\ell s}^2) \leq \frac{n_i}{n^2} \sum_{\ell,s} \lambda_\ell \lambda_s \Delta_{i,\ell}^2 \Delta_{i,s}^2 \left(\frac{1}{n_i} \sigma_{4,i,\ell} \sigma_{4,i,s} + \delta_{\ell s} \right) \\ &= \frac{1}{n^2} \left(\sum_{\ell} \lambda_\ell \Delta_{i,\ell}^2 \sigma_{4,i,\ell} \right)^2 + \frac{1}{n} \sum_{\ell} \lambda_\ell^2 \Delta_{i,\ell}^4. \end{aligned}$$

Therefore, from the fact that $\sum_{\ell} \lambda_\ell^2 \Delta_{i,\ell}^4 \leq \left(\sum_{\ell} \lambda_\ell \Delta_{i,\ell}^2 \right)^2 < \infty$ we get that $\mathbb{E}(n_i \|\widehat{\Gamma}_V\|_{\mathcal{F}}^2) \rightarrow 0$, concluding the proof of (A.2).

Finally, to derive (A.3) note that

$$\widetilde{\mathbf{A}} = \frac{1}{\sqrt{n}} \sum_{\ell,s} \lambda_\ell^{\frac{1}{2}} \lambda_s^{\frac{1}{2}} a_{i,s,n} \Delta_{i,s} U_{\ell s} (\phi_\ell \otimes \phi_s + \phi_s \otimes \phi_\ell) = \widetilde{\mathbf{A}}_1 + \widetilde{\mathbf{A}}_2$$

where $U_{\ell s} = (1/n_i) \sum_{j=1}^{n_i} f_{ilj} f_{isj}$, as above. We will show that $\sqrt{n_i} (\widetilde{\mathbf{A}}_j - \mathbb{E}(\widetilde{\mathbf{A}}_j)) \xrightarrow{p} 0$, for $j = 1, 2$ which entails that $\sqrt{n_i} (\widetilde{\mathbf{A}} - \mathbb{E}(\widetilde{\mathbf{A}})) \xrightarrow{p} 0$. We will only prove that $\sqrt{n_i} (\widetilde{\mathbf{A}}_1 - \mathbb{E}(\widetilde{\mathbf{A}}_1)) \xrightarrow{p} 0$, since the other one follows similarly. Note that from (A.6), we get that $\text{VAR}(U_{\ell s}) \leq (1/n_i) \sigma_{4,i,\ell} \sigma_{4,i,s}$ which together with the fact that $0 \leq a_{i,\ell,n} \leq 1$ leads to

$$\begin{aligned} \mathbb{E}(n_i \|\widetilde{\mathbf{A}}_1 - \mathbb{E}(\widetilde{\mathbf{A}}_1)\|_{\mathcal{F}}^2) &= \frac{n_i}{n} \sum_{\ell,s} \lambda_\ell \lambda_s a_{i,s,n}^2 \Delta_{i,s}^2 \text{VAR}(U_{\ell s}) \\ &\leq \frac{1}{n} \sum_{\ell,s} \lambda_\ell \lambda_s \Delta_{i,s}^2 \sigma_{4,i,\ell} \sigma_{4,i,s} = \frac{1}{\sqrt{n}} \left(\sum_{\ell} \lambda_\ell \sigma_{4,i,\ell} \right) \left(\sum_{\ell} \lambda_\ell \sigma_{4,i,\ell} \Delta_{i,\ell}^2 \right) \end{aligned}$$

so that $\sqrt{n_i} (\widetilde{\mathbf{A}}_1 - \mathbb{E}(\widetilde{\mathbf{A}}_1)) \xrightarrow{p} 0$, as desired. Besides, using that $\mathbb{E}(U_{\ell s}) = \delta_{\ell s}$, we get that

$$\mathbb{E}(\sqrt{n_i} \widetilde{\mathbf{A}}) = \frac{2\sqrt{n_i}}{\sqrt{n}} \sum_{\ell} \lambda_\ell a_{i,\ell,n} \Delta_{i,\ell} \phi_\ell \otimes \phi_\ell \rightarrow \tau_i^{\frac{1}{2}} \sum_{\ell=1}^{\infty} \lambda_\ell \Delta_{i,\ell} \phi_\ell \otimes \phi_\ell = \tau_i^{\frac{1}{2}} \mathbf{\Delta}_i$$

where we have used that $a_{i,\ell,n} \rightarrow 1/2$, as $n \rightarrow \infty$ and $\sum_{\ell=1}^{\infty} \lambda_\ell |\Delta_{i,\ell}| < \infty$. This concludes the proof of (A.3). The proof of Proposition 4.2a) follows now combining (A.1) to (A.4). \square

Proof of Theorem 5.1. Recall that $\tilde{X}_n = (X_{1,1}, \dots, X_{1,n_1}, \dots, X_{k,1}, \dots, X_{k,n_k})$. Let $\tilde{Z}_n = (Z_1, \dots, Z_{q_n})$ and $\tilde{Z} = \{Z_\ell\}_{\ell \geq 1}$ with $Z_i \sim N(0, 1)$ independent. Define $\hat{\mathcal{U}}_n(\tilde{X}_n, \tilde{Z}_n) = \sum_{\ell=1}^{q_n} \hat{\theta}_\ell Z_\ell^2$, $\mathcal{U}_n(\tilde{Z}_n) = \sum_{\ell=1}^{q_n} \theta_\ell Z_\ell^2$ and $\mathcal{U}(\tilde{Z}) = \sum_{\ell=1}^{\infty} \theta_\ell Z_\ell^2$.

First note that, for any ℓ , $|\hat{\theta}_\ell - \theta_\ell| \leq \|\hat{\mathbf{Y}}_W - \mathbf{Y}_W\|_{\mathcal{G}^{k-1}}$ (see, for instance, Kato, 1966), which implies that

$$\sum_{\ell=1}^{q_n} |\hat{\theta}_\ell - \theta_\ell| \leq \frac{q_n}{\sqrt{n}} \sqrt{n} \|\hat{\mathbf{Y}}_W - \mathbf{Y}_W\|_{\mathcal{G}^{k-1}}. \quad (\text{A.7})$$

On the other hand, we have

$$\mathbb{E} \left[|\hat{\mathcal{U}}_n - \mathcal{U}| \mid \tilde{X}_n \right] = \mathbb{E} \left[|\hat{\mathcal{U}}_n - \mathcal{U}_n + \mathcal{U}_n - \mathcal{U}| \mid \tilde{X}_n \right] \leq \sum_{\ell=1}^{q_n} |\hat{\theta}_\ell - \theta_\ell| + \sum_{\ell > q_n} \theta_\ell$$

which together with (A.7), the fact that $\sqrt{n} \|\hat{\mathbf{Y}}_W - \mathbf{Y}_W\| = O_{\mathbb{P}}(1)$, $q_n/\sqrt{n} \rightarrow 0$ and $\sum_{\ell \geq 1} \theta_\ell < \infty$ implies that

$$\mathbb{E} \left[|\hat{\mathcal{U}}_n - \mathcal{U}| \mid \tilde{X}_n \right] \xrightarrow{p} 0. \quad (\text{A.8})$$

We also have the following inequalities

$$\begin{aligned} \mathbb{P}(\hat{\mathcal{U}}_n \leq t \mid \tilde{X}_n) &= \mathbb{P}(\hat{\mathcal{U}}_n \leq t \cap |\hat{\mathcal{U}}_n - \mathcal{U}| < \epsilon \mid \tilde{X}_n) + \mathbb{P}(\hat{\mathcal{U}}_n \leq t \cap |\hat{\mathcal{U}}_n - \mathcal{U}| > \epsilon \mid \tilde{X}_n) \\ &\leq \mathbb{P}(\mathcal{U} \leq t + \epsilon) + \mathbb{P}(|\hat{\mathcal{U}}_n - \mathcal{U}| > \epsilon \mid \tilde{X}_n) \\ &\leq F_{\mathcal{U}}(t + \epsilon) + \frac{1}{\epsilon} \mathbb{E}(|\hat{\mathcal{U}}_n - \mathcal{U}| \mid \tilde{X}_n) \leq F_{\mathcal{U}}(t) + \Delta_\epsilon(t) + \frac{1}{\epsilon} \mathbb{E}(|\hat{\mathcal{U}}_n - \mathcal{U}| \mid \tilde{X}_n), \end{aligned}$$

where $\Delta_\epsilon(t) = \sup_{|\delta| \leq \epsilon} |F_{\mathcal{U}}(t + \delta) - F_{\mathcal{U}}(t)|$. Besides,

$$\begin{aligned} \mathbb{P}(\hat{\mathcal{U}}_n \leq t \mid \tilde{X}_n) &= \mathbb{P}(\hat{\mathcal{U}}_n \leq t \cap |\hat{\mathcal{U}}_n - \mathcal{U}| < \epsilon \mid \tilde{X}_n) + \mathbb{P}(\hat{\mathcal{U}}_n \leq t \cap |\hat{\mathcal{U}}_n - \mathcal{U}| > \epsilon \mid \tilde{X}_n) \\ &\geq \mathbb{P}(\mathcal{U} \leq t - \epsilon \cap |\hat{\mathcal{U}}_n - \mathcal{U}| < \epsilon \mid \tilde{X}_n) \\ &\geq F_{\mathcal{U}}(t - \epsilon) - \frac{1}{\epsilon} \mathbb{E}(|\hat{\mathcal{U}}_n - \mathcal{U}| \mid \tilde{X}_n) \geq F_{\mathcal{U}}(t) - \Delta_\epsilon(t) - \frac{1}{\epsilon} \mathbb{E}(|\hat{\mathcal{U}}_n - \mathcal{U}| \mid \tilde{X}_n). \end{aligned}$$

Therefore,

$$|\mathbb{P}(\hat{\mathcal{U}}_n \leq t \mid \tilde{X}_n) - F_{\mathcal{U}}(t)| \leq \Delta_\epsilon(t) + \frac{1}{\epsilon} \mathbb{E}(|\hat{\mathcal{U}}_n - \mathcal{U}| \mid \tilde{X}_n).$$

As we mentioned in Remark 3.1, $F_{\mathcal{U}}$ is a continuous distribution function on \mathbb{R} and so, uniformly continuous, hence $\lim_{\epsilon \rightarrow 0} \sup_{t \in \mathbb{R}} \Delta_\epsilon(t) = 0$, which together with (A.8) implies that $\rho_K(F_{\mathcal{U}_n^* | \tilde{X}_n}, F_{\mathcal{U}}) = \sup_t |\mathbb{P}(\hat{\mathcal{U}}_n \leq t \mid \tilde{X}_n) - F_{\mathcal{U}}(t)| \xrightarrow{p} 0$. \square

References

- [1] Benko, M., Härdle, P. and Kneip, A. (2009). Common functional principal components. *Annals of Statistics*, **37**, 1-34.
- [2] Boente, G. and Fraiman, R. (2000). Kernel-based functional principal components. *Statistics and Probability Letters*, **48**, 335-345.

- [3] Boente, G., Rodriguez, D. and Sued, M. (2010). Inference under functional proportional and common principal components models. *Journal of Multivariate Analysis*, **101**, 464-475.
- [4] Boente, G., Rodriguez, D. and Sued, M. (2011). Testing the equality of covariance operators. In *Recent advances in functional data analysis and related topics* (ed. F. Ferraty), 49-53. Physica-Verlag, Heidelberg.
- [5] Cardot, H., Ferraty, F., Mas, A. and Sarda, P. (2003). Testing hypotheses in the functional linear model. *Scandinavian Journal of Statistics*, **30**, 241-255.
- [6] Cuevas, A., Febrero, M. and Fraiman, R. (2004). An ANOVA test for functional data. *Computational Statistics and Data Analysis*, **47**, 111-122.
- [7] Dauxois, J., Pousse, A. and Romain, Y. (1982). Asymptotic theory for the principal component analysis of a vector random function: Some applications to statistical inference. *Journal of Multivariate Analysis*, **12**, 136-154.
- [8] Gabrys, R. and Kokoszka, P. (2007). Portmanteau test of independence for functional observations. *Journal of the American Statistical Association*, **102**, 1338-1348.
- [9] Gabrys, R., Horvath, L. and Kokoszka, P. (2010). Tests for error correlation in the functional linear model. *Journal of the American Statistical Association*, **105**, 1113-1125.
- [10] Gaines, G., Kaphle, K. and Ruymgaart, F. (2011). Application of a delta-method for random operators to testing equality of two covariance operators. *Mathematical Methods of Statistics*, **20**, 232-245.
- [11] Fan, J. and Lin, S.-K. (1998). Tests of significance when the data are curves. *Journal of the American Statistical Association*, **93**, 1007-1021.
- [12] Febrero-Bande, M., Galeano, P. and Gonzalez-Manteiga, W. (2008). Outlier detection in functional data by depth measures with application to identify abnormal NOx levels. *Environmetrics*, **19**, 331-345.
- [13] Ferraty, F., Vieu, Ph. and Viguier-Pla, S. (2007). Factor-based comparison of groups of curves. *Computational Statistics and Data Analysis*, **51**, 4903-4910.
- [14] Ferraty, F. and Vieu, Ph. (2006). *Nonparametric Functional data analysis: Theory and practice*. Springer Series in Statistics, Springer, New York.
- [15] Fremdt, S., Steinbach, J. G., Horváth, L. and Kokoszka, P. (2013). Testing the equality of covariance operators in functional samples. *Scand. J. Statist.*, **40**, 138-52.
- [16] Gupta, A. and Xu, J. (2006). On some tests of the covariance matrix under general conditions. *Annals of the Institute of Statistical Mathematics*, **58**, 101-114.
- [17] Hastie, T., Buja, A. and Tibshirani, R., 1995. Penalized discriminant analysis. *Annals of Statistics*, **23**(1), 73-102.
- [18] Horváth, L., Husková, M. and Kokoszka, P. (2010). Testing the stability of the functional autoregressive process. *Journal of Multivariate Analysis*, **101**, 352-367.
- [19] Horváth, L. and Kokoszka, P. (2012). *Inference for functional data with applications*. New York: Springer
- [20] Kato, T. (1966). *Perturbation theory for linear operators*. Springer-Verlag, New York.
- [21] Ledoit, O. and Wolf, M. (2002). Some hypothesis tests for the covariance matrix when the dimension is large compared to the sample size. *Annals of Statistics*, **30**, 4, 1081-1102.

- [22] Neuhaus, G. (1980). A note on computing the distribution of the norm of Hilbert space valued gaussian random variables. *Journal of Multivariate Analysis*, **10**, 19-25.
- [23] Panaretos, V. M., Kraus, D. and Maddocks, J. H. (2010). Second-Order Comparison of Gaussian Random Functions and the Geometry of DNA Minicircles. *Journal of the American Statistical Association*, **105**, 670-682.
- [24] Pigoli, D., Aston, J. A., Dryden, I. and Secchi, P. (2014). Distances and inference for covariance operators. *Biometrika*, **101**, 409-422.
- [25] Ramsay, J. O. and Silverman, B. W. (2005). *Functional Data Analysis*, 2nd edition. New York: Springer.
- [26] Ruiz-Meana, M., García-Dorado, D., Pina, P., Inserte, J., Agullo, L. and Soler-Soler, J. (2003). Cariporide preserves mitochondrial proton gradient and delays ATP depletion in cardiomyocytes during ischemic conditions. *American Journal Physiology Heart Circulatori Physiology* **285**, 999-1006.
- [27] Schott, J. (2007). A test for the equality of covariance matrices when the dimension is large relative to the sample sizes. *Computational Statistics and Data Analysis*, **51**, 12, 6535-6542.
- [28] Seber, G. (1984) *Multivariate Observations*. John Wiley and Sons.
- [29] Shen, Q. and Faraway, J. (2004). An F-test for linear models with functional responses. *Statistica Sinica*, **14**, 1239-1257.
- [30] Van der Vaart, A. (2000). *Asymptotic Statistics*. Cambridge University Press.