

# Large tensor-to-scalar ratio from Composite Inflation

Phongpichit Channuie\*

*Physics Division, School of Science, Walailak University, 80160, Thailand*

Khamphee Karwan†

*The Institute for Fundamental Study, Naresuan University,  
Phitsanulok 65000 and Thailand Center of Excellence in Physics,  
Ministry of Education, Bangkok 10400, Thailand*

The recent discovery of BICEP2 on the primordial B-mode of CMB polarization suggests that cosmic inflation takes place at the energy around the GUT scale, with the tensor-to-scalar ratio  $r \simeq 0.20$ . In this Letter, we examine single-field (slow-roll) composite inflation, and show that, with proper choice of parameters and sizeable amounts of number of e-foldings, a large tensor-to-scalar ratio consistent with the recent BICEP2 results can be significantly produced with regard to the composite paradigms.

Elucidating the underlying theory of inflationary universe is a central problem in cosmology. During the first moments of inflation, scientists believed that the gravitational-wave background would have left an imprint on the polarization of the CMB. Among interesting features, the primordial B- and E-mode polarizations gain much attraction. Very recent announcement of the BICEP2 experiment [1] addresses the present of the primordial B-mode polarization of the CMB, thereby giving us a strong support for the inflationary scenario [3–8] taken place at the energy around  $10^{16}$  GeV, i.e. the GUT scale. The former has a tensor component caused by gravitational waves, whilst the later is a gradient field in the sky, a scalar component.

The exciting new results of BICEP2 have been triggering a series of papers on model updates. These recent investigations include the Higgs-related inflationary scenarios [9–13], several paradigms of chaotic inflation [14, 15], some interesting analyses related to supersymmetry [16, 29], and other compelling scenarios [18, 19, 21–25, 28, 30–36]. BICEP2’s detection of the B-mode power spectrum constrains the ratio of tensor-to-scalar perturbations to be  $r = 0.20^{+0.07}_{-0.05}$  at 68% CL, and raises the possibility to look for the signal of gravitational waves possibly generated during inflation. The possibility that the ratio is zero is ruled out with a statistical certainty of  $7\sigma$ .

However, it is considered to be significantly larger than that expected from previous results of Planck and WMAP. This apparent tension can be alleviated in accordance with recently various investigations, e.g. running of the spectral index [17, 26, 27], the presence of sizable quantum departures from the  $\phi^4$ -Inflationary model with the non-minimally coupled scenario [20]. De facto, however, all of the above investigations deals with inflation driven by an elementary inflaton field.

The authors of [37–42] have posted the compelling assumption that the inflaton needs not be an elemen-

tary degree of freedom called “composite inflaton”. The studies concerns with the scenarios in which the inflaton is a composite field, and remarkably showed that the energy scale of inflation driven by composite inflaton is around the GUT energy scale [38–40]. We will show in this Letter that composite paradigms potentially predict the tensor-to-scalar ratio  $r$ , consistent with BICEP2 observations, and the scalar spectral index  $n_s$ , consistent with Planck results, with proper choice of parameters and sizeable amounts of number of e-foldings. The general action for composite inflation in the Jordan frame takes the form for scalar-tensor theory of gravity as

$$S_{\text{Cl},J} = \int d^4x \sqrt{-g} \left[ \frac{M_{\text{P}}^2}{2} F(\Phi) R - \frac{1}{2} G(\Phi) g^{\mu\nu} \partial_\mu \Phi \partial_\nu \Phi - V(\Phi) \right]. \quad (1)$$

Here  $F(\Phi)$  and  $G(\Phi)$  in this action are functions of the field  $\Phi$ , and can be written as

$$F(\Phi) = 1 + \frac{\xi}{M_{\text{P}}^2} \Phi^{2/D} \quad \text{and} \quad G(\Phi) = \frac{1}{D^2} G_0 \Phi^{(2-2D)/D}, \quad (2)$$

where  $D$  is the mass dimension of the composite field  $\Phi$ ,  $G_0$  is a constant and  $1/D^2$  is introduced for later simplification. In this investigation, we write the potential in the following form:

$$V(\Phi) = \Phi^{4/D} f(\Phi) \quad \text{with} \quad \Phi \equiv \varphi^D, \quad (3)$$

where the field  $\varphi$  possesses unity canonical dimension and  $f(\Phi)$  is a general function of the field  $\Phi$  concretely implemented below. The non-minimal coupling to gravity is controlled by the dimensionless coupling  $\xi$ . Here, we write the general action for the composite inflation in the form of scalar-tensor theory of gravity in which the inflaton non-minimally couples to gravity. At first glance, the non-minimal term  $\xi \Phi^{2/D} R / M_{\text{P}}^2$  has purely phenomenological origin. The reason resides from the fact that one wants

to relax the unacceptable large amplitude of primordial power spectrum generated if one takes  $\xi = 0$  or smaller.

With the non-minimal coupling term phenomenologically introduced, one need to diagonalize into another form by applying a conformal transformation. To this end, we take the following replacement,

$$g_{\mu\nu} \longrightarrow \tilde{g}_{\mu\nu} = F(\Phi) g_{\mu\nu}. \quad (4)$$

Regarding to the above (conformal) transformation, the action in Eq. (1) can be written in Einstein frame as

$$\mathcal{S}_{\text{Cl,E}} = \int d^4x \sqrt{-\tilde{g}} \left[ \frac{M_{\text{P}}^2}{2} \tilde{R} - \frac{1}{2} \partial_\mu \chi \partial^\mu \chi - U(\chi) \right], \quad (5)$$

where  $\tilde{g}$  and  $\tilde{R}$  are basically computed from  $\tilde{g}_{\mu\nu}$ , ‘‘tildes’’ represent the quantities in the Einstein frame, and

$$\frac{\partial \Phi}{\partial \chi} = \frac{F}{\sqrt{GF + 3F_\Phi^2/2}} \quad \text{and} \quad U(\chi) = \frac{V(\Phi)}{F^2(\Phi)} \Big|_{\Phi=\Phi(\chi)}. \quad (6)$$

We can re-express inflationary parameters and all relevant quantities in terms of the field  $\chi$  if we solve:

$$\chi \equiv \int \frac{\sqrt{GF + 3F_\Phi^2/2}}{F} d\Phi. \quad (7)$$

Using the expression for the slow-roll parameter,  $\tilde{\epsilon}$ , in the Einstein frame such that

$$\tilde{\epsilon} = \frac{1}{2} \left( \frac{1}{U} \frac{\partial U}{\partial \chi} \right)^2, \quad (8)$$

one can simply show that

$$\tilde{\epsilon} = \frac{1}{2} \left( \frac{F^2}{V} \frac{\partial \Phi}{\partial \chi} \frac{\partial}{\partial \Phi} \left( \frac{V}{F^2} \right) \right)^2 = \epsilon + \mathcal{F}_t, \quad (9)$$

with  $\mathcal{F}_t = \dot{F}/2HF$ . It is well known that the power spectrum for the scalar perturbation generated from inflaton field  $\chi$  in the Einstein frame is given by

$$\mathcal{P}_\zeta \simeq \frac{U}{24\pi^2 \tilde{\epsilon}} \Big|_{k|\tau|=1}, \quad (10)$$

where the above expression is evaluated at the conformal time  $\tau$  when the perturbation with wavenumber  $k$  exits the horizon, and the tensor-to-scalar ratio is

$$r \simeq 16\tilde{\epsilon}. \quad (11)$$

Since the power spectra are frame-independent, we can use Eq.(9) to write the power spectrum in Eq.(10) and the tensor-to-scalar ratio in Eq.(11) in terms of the Jordan frame parameters as

$$\mathcal{P}_\zeta \simeq \frac{V}{24\pi^2 F(\epsilon + \mathcal{F}_t)} \Big|_{k|\tau|=1}, \quad (12)$$

$$r \simeq 16(\epsilon + \mathcal{F}_t). \quad (13)$$

Here it is (tricky) convenient to use the results in the Einstein frame, and then we transform the quantities in the Einstein frame into the Jordan one. It is noticed that one obtain the interplay between two frames:  $\tilde{\epsilon} \Leftrightarrow \epsilon + \mathcal{F}_t$ . Having computed the field  $\Phi$  at the end of inflation  $\Phi_e$  by using the condition  $\epsilon(\Phi_e) = 1$ , one can determine the number of e-foldings via

$$\mathcal{N}(\Phi) = \int_{\Phi}^{\Phi_e} \frac{H}{\dot{\Phi}} d\tilde{\Phi} = \int_{\Phi}^{\Phi_e} \frac{1}{\Phi'} d\tilde{\Phi}, \quad (14)$$

where the subscript ‘‘e’’ denotes the evaluation at the end of inflation and  $\Phi'$  is given by

$$\Phi' = \frac{1}{\left(1 + \frac{3F_\Phi^2}{2FG}\right)} \left(2\frac{F_\Phi}{G} - \frac{V_\Phi}{V} \frac{F}{G}\right). \quad (15)$$

Here we have used the Friedmann equation and the evolution equations for the background field, and apply the standard slow-roll approximations. Determining the value of  $\Phi$  and  $\Phi'$  when the perturbations exit the horizon allows us to compute the spectral index and power spectrum amplitude in terms of the number of e-foldings. The spectrum index for this power spectrum can be computed via

$$n_s = \frac{d \ln \mathcal{P}_\zeta}{d \ln k} + 1 \simeq 1 - 2\epsilon - 2\mathcal{F}_t - \Phi' \frac{d \ln(\epsilon + \mathcal{F}_t)}{d\Phi}, \quad (16)$$

The amplitude of the curvature perturbation can be directly read from the power spectrum and we find

$$\mathcal{A}_s \equiv \log [|\zeta|^2 \times 10^{10}] \simeq \log \left[ \frac{V \times 10^{10}}{24\pi^2 F^2(\epsilon + \mathcal{F}_t)} \right]_{\epsilon_s, k|\tau|=1} \quad (17)$$

We consider the first viable model of composite inflation (model#1) in which inflation is driven by gluonic-type fields. In this case, the inflaton emerges as the interpolating field describing the lightest glueball associated to a pure Yang-Mills theory. It is worthy to note here that the theory we are using describes the ground state of pure Yang-Mills theory, and of course is not the simple  $\phi^4$  theory. Here one can effectively solve the cosmological ‘‘hierarchy problem’’ in the scalar sector of the inflation which is not solved by Higgs inflation. For this model, we have

$$f(\varphi) = 2 \ln(\varphi/\Lambda), \quad (18)$$

so that the effective Lagrangian for the lightest glueball state, constrained by the Yang-Mills trace anomaly, non-minimally coupled to gravity in the Jordan frame reads

$$\mathcal{S}_{\#1} = \int d^4x \sqrt{-g} \left[ \frac{F(\varphi)}{2} R - 16g^{\mu\nu} \partial_\mu \varphi \partial_\nu \varphi - V_{\text{GI}}(\varphi) \right], \quad (19)$$

where

$$V_{\#1}(\varphi) = 2\varphi^4 \ln(\varphi/\Lambda). \quad (20)$$

In this work, we consider only the large  $\xi$  limit, and find for this case

$$\mathcal{N} \simeq 3 \left( \ln^2(\varphi/\Lambda) - \ln^2(\varphi_e/\Lambda) \right) + \mathcal{O}(1/\xi). \quad (21)$$

Here we can write  $\varphi$  in terms of  $\mathcal{N}$ , and use Eqs.(16), (13) and (17) to write  $n_s$ ,  $r$  and  $|\zeta|^2$  in terms of  $\mathcal{N}$ . Finally we obtain for a large  $\xi$  limit

$$n_s \simeq 1 - \frac{3}{2\mathcal{N}} + \mathcal{O}(\xi), \quad (22)$$

$$r \simeq \frac{4}{\mathcal{N}} + \mathcal{O}(\xi), \quad (23)$$

$$|\zeta|^2 \simeq \frac{\mathcal{N}^{3/2}}{3\sqrt{3}\pi^2\xi^2} + \mathcal{O}(1/\xi^3). \quad (24)$$

Notice that the above relations lead to the consistency relation allowing to write

$$r \simeq \frac{8}{3}(1 - n_s). \quad (25)$$

From the above analytical estimations, we see that when  $\xi \gg 1$ ,  $n_s$ ,  $r$  and  $|\zeta|^2$  can satisfy the 95%CL observational bound from Planck data for  $50 < \mathcal{N} < 60$  and  $\xi \sim 10^4$ , see Fig. (1) and Fig. (3). Nevertheless, for such range of  $\mathcal{N}$ ,  $r$  lies outside the  $2\sigma$  CL with BICEP2 results shown in Fig. (3). The value of  $r$  will increase and then satisfy the bound from BICEP2 results when  $\mathcal{N} \lesssim 45$ . However, this can be accommodated to the data allowing that the smaller number of  $\mathcal{N}$  is basically required. It is obvious that  $\mathcal{N}$  is model-dependent quantity. However, it is quite subtle if we have  $\mathcal{N} \lesssim 45$  for viable models of inflation. This is so since, in order to solve the horizon problem, in the common formulation one frequently use at least  $\mathcal{N} \subseteq [50, 60]$ . We anticipate this can be further verified by studying the reheating effect. The compatibility between our analytical and numerical results of this model is illustrated in Fig. (3).

According to the second model of inflation (model#2) investigated here, the inflaton is assigned to be the gluino-ball state in SYM theory. For this model, we have

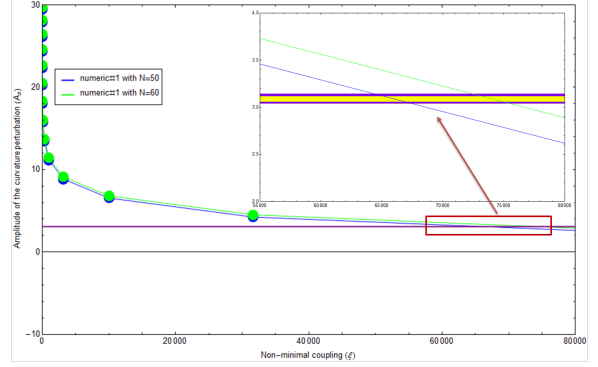
$$f(\varphi) = 4\alpha N_c^2 \ln^2(\varphi/\Lambda). \quad (26)$$

As always investigated in standard fashion, we take the scalar component part of the super-glueball action and coupled it non-minimally to gravity. Focusing only on the modulus of the inflaton field and taking the next step in order to write the non-minimally coupled scalar component part of the super-glueball action to gravity, the resulting action in the Jordan frame reads

$$\mathcal{S}_{\#2} = \int d^4x \sqrt{-g} \left[ \frac{F(\varphi)}{2} R - \frac{9N_c^2}{2\alpha} g^{\mu\nu} \partial_\mu \varphi \partial_\nu \varphi - V_{\text{Sbgl}}(\varphi) \right], \quad (27)$$

where

$$V_{\#2}(\varphi) = 4\alpha N_c^2 \varphi^4 (\ln[\varphi/\Lambda])^2, \quad (28)$$



**FIG. 1:** The plot shows the relation between the amplitude of the power spectrum  $\mathcal{A}_s$  and the non-minimal coupling  $\xi$  with  $10^{-3} \lesssim \xi \lesssim 10^6$  for  $\mathcal{N} = 50, 60$  predicted by model#1. The horizontal bands represent the  $1\sigma$  (yellow) and  $2\sigma$  (purple) CL for  $\mathcal{A}_s$  obtained from Planck.

with  $N_c$  a number of colours, and  $\alpha$  a  $N_c$ -independent quantity. Using the similar approximations to those of the above consideration, the number of e-foldings for this inflation model in the large  $\xi$  limit is approximately given by

$$\mathcal{N} \simeq \frac{3}{2} \left( \ln^2(\varphi/\Lambda) - \ln^2(\varphi_e/\Lambda) \right) + \mathcal{O}(1/\xi). \quad (29)$$

Regarding to the above relations between the number of e-foldings and  $\varphi$ , we can write  $n_s$ ,  $r$  and  $|\zeta|^2$  in terms of  $\mathcal{N}$  for a large  $\xi$  limit to yield

$$n_s \simeq 1 - \frac{2}{\mathcal{N}} + \mathcal{O}(1/\xi), \quad (30)$$

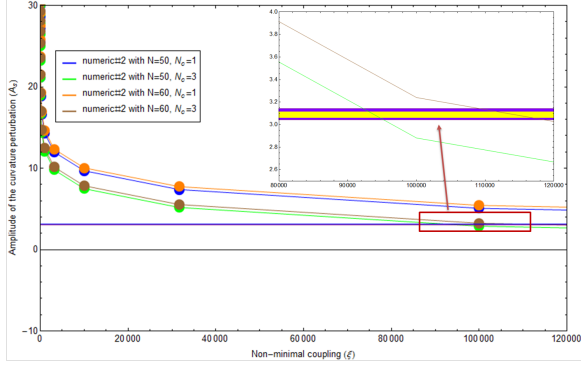
$$r \simeq \frac{8}{\mathcal{N}} + \mathcal{O}(1/\xi), \quad (31)$$

$$|\zeta|^2 \simeq \frac{2\alpha N^2}{81N_c^2\pi^2\xi^2} + \mathcal{O}(1/\xi^3). \quad (32)$$

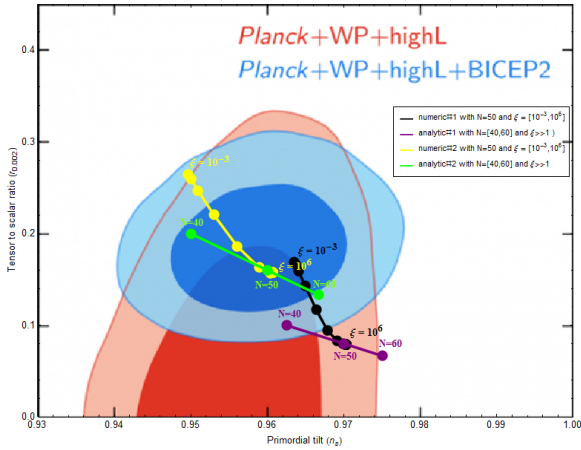
The consistency relation of the above relations read

$$r \simeq 4(1 - n_s). \quad (33)$$

The main results from the above analytical estimations are similar to those of the first ones. The interesting different result is that for this model of inflation,  $r$  can be large enough to satisfy the bound launched by BICEP2, see Figs. (3). Concretely, the predictions of this model are satisfactorily consistent with the BICEP2 data at 68% CL if  $\mathcal{N} \subseteq [50, 60]$  and  $\xi \sim 10^4 - 10^5$  with an exceptional range of  $\Lambda$ . Regarding to such ranges of  $\mathcal{N}$ ,  $\xi$  and  $\Lambda$ , we discover that the predictions of this model can also satisfy the Planck data. The amplitude of the power spectrum  $\mathcal{A}_s$  predicted by model#2 is in good agreement with the Planck results, see Figs. (2), for proper choice of parameters and sizeable amounts of number of e-foldings. Except for the results illustrated in Figs. (2) and (3), the numerical implementations also address that, for  $\xi \gg 1$ ,  $r$



**FIG. 2:** The plot shows the relation between the amplitude of the power spectrum  $\mathcal{A}_s$  and the non-minimal coupling  $\xi$  with  $10^{-3} \lesssim \xi \lesssim 10^6$  for  $N = 50, 60$  predicted by model#2. The horizontal bands represent the  $1\sigma$  (yellow) and  $2\sigma$  (purple) CL for  $\mathcal{A}_s$  obtained from Planck.



**FIG. 3:** The contours show the resulting 68% and 95% confidence regions for the tensor-to-scalar ratio  $r$  and the scalar spectral index  $n_s$ . The red contours are for the Planck+WP+highL data combination, while the blue ones display the BICEP2 constraints on  $r$ . The plots show the analytical and numerical data predicting by the models examined in this work (#1 and #2).

gets smaller when  $\Lambda$  decreases, and  $r$  is in tension with the BICEP2 results when  $\Lambda < 10^{-4}$ . Moreover, our analytical computations is in good agreement to those of numerical ones presented in Figs. (3)

In the present work, we examine single-field (slow-roll) inflation in which the inflaton is a composite field stemming from various strongly interacting field theories, and emphasis that, with proper choice of parameters and sizeable amounts of number of e-foldings, a large tensor-to-scalar ratio consistent with the recent BICEP2 observations can be significantly produced under circumstances of composite paradigms. If the result of BICEP2 is confirmed,

the composite paradigms and their verifiable consequences, e.g. reheating mechanism [43–45], would also gain lots of attention for inflationary model build-ings. However, comprehensive and thorough studies along the line of compositeness are still required.

This work is fully supported by the Institute for the Promotion of Teaching Science and Technology (IPST) under the project of the “Research Fund for DPST Graduate with First Placement” with Grant No.033/2557.

\* phongpichit.ch@wu.ac.th

† khampheek@nu.ac.th

- [1] P. A. R. Ade *et al.* [BICEP2 Collaboration], arXiv:1403.3985 [astro-ph.CO].
- [2] P. A. R. Ade *et al.* [Planck Collaboration], “Planck 2013 results. XXII. Constraints on inflation,” arXiv:1303.5082 [astro-ph.CO].
- [3] A. A. Starobinsky, JETP Lett. **30**, 682 (1979) [Pisma Zh. Eksp. Teor. Fiz. **30**, 719 (1979)].
- [4] A. A. Starobinsky, Phys. Lett. B **91**, 99 (1980).
- [5] V. F. Mukhanov and G. V. Chibisov, JETP Lett. **33**, 532 (1981) [Pisma Zh. Eksp. Teor. Fiz. **33**, 549 (1981)].
- [6] A. H. Guth, Phys. Rev. D **23**, 347 (1981).
- [7] A. D. Linde, Phys. Lett. B **108**, 389 (1982).
- [8] A. Albrecht and P. J. Steinhardt, Phys. Rev. Lett. **48**, 1220 (1982).
- [9] K. Nakayama and F. Takahashi, arXiv:1403.4132 [hep-ph].
- [10] J. L. Cook, L. M. Krauss, A. J. Long and S. Sabharwal, arXiv:1403.4971 [astro-ph.CO].
- [11] Y. Hamada, H. Kawai, K. -y. Oda and S. C. Park, arXiv:1403.5043 [hep-ph].
- [12] C. Germani, Y. Watanabe and N. Wintergerst, arXiv:1403.5766 [hep-ph].
- [13] I. Oda and T. Tomoyose, arXiv:1404.1538 [hep-ph].
- [14] K. Harigaya, M. Ibe, K. Schmitz and T. T. Yanagida, arXiv:1403.4536 [hep-ph].
- [15] H. M. Lee, arXiv:1403.5602 [hep-ph].
- [16] K. Harigaya and T. T. Yanagida, arXiv:1403.4729 [hep-ph].
- [17] M. Czerny, T. Kobayashi and F. Takahashi, arXiv:1403.4589 [astro-ph.CO].
- [18] J. Ellis, N. E. Mavroumatos and D. V. Nanopoulos, arXiv:1402.5075 [hep-th].
- [19] S. Viaggiu, arXiv:1403.2868 [astro-ph.CO].
- [20] J. Joergensen, F. Sannino and O. Svendsen, arXiv:1403.3289 [hep-ph].
- [21] A. Kehagias and A. Riotto, arXiv:1403.4811 [astro-ph.CO].
- [22] T. Kobayashi and O. Seto, arXiv:1403.5055 [astro-ph.CO].
- [23] M. P. Hertzberg, arXiv:1403.5253 [hep-th].
- [24] N. Okada, V. N. ?eno?uz and Q. Shafi, arXiv:1403.6403 [hep-ph].
- [25] S. Ferrara, A. Kehagias and A. Riotto, arXiv:1403.5531 [hep-th].
- [26] S. Choudhury and A. Mazumdar, arXiv:1403.5549 [hep-th].
- [27] J. Garcia-Bellido and D. Roest, arXiv:1402.2059 [astro-ph.CO].

- [28] Y. Gong, arXiv:1403.5716 [gr-qc].
- [29] M. Czerny, T. Higaki and F. Takahashi, arXiv:1403.5883 [hep-ph].
- [30] K. Bamba, R. Myrzakulov, S. D. Odintsov and L. Sebastiani, arXiv:1403.6649 [hep-th].
- [31] P. Di Bari, S. F. King, C. Luhn, A. Merle and A. Schmidt-May, arXiv:1404.0009 [hep-ph].
- [32] E. Palti and T. Weigand, arXiv:1403.7507 [hep-th].
- [33] K. S. Kumar, J. Marto, N. J. Nunes and P. V. Moniz, arXiv:1404.0211 [gr-qc].
- [34] T. Fujita, M. Kawasaki and S. Yokoyama, arXiv:1404.0951 [astro-ph.CO].
- [35] Y. -C. Chung and C. Lin, arXiv:1404.1680 [astro-ph.CO].
- [36] S. Antusch and D. Nolde, arXiv:1404.1821 [hep-ph].
- [37] N. Evans, J. French and K. -y. Kim, JHEP **1011**, 145 (2010) [arXiv:1009.5678 [hep-th]].
- [38] P. Channuie, J. J. Joergensen and F. Sannino, JCAP **1105**, 007 (2011) [arXiv:1102.2898 [hep-ph]].
- [39] F. Bezrukov, P. Channuie, J. J. Joergensen and F. Sannino, Phys. Rev. D **86**, 063513 (2012) [arXiv:1112.4054 [hep-ph]].
- [40] P. Channuie, J. J. Joergensen and F. Sannino, Phys. Rev. D **86**, 125035 (2012) [arXiv:1209.6362 [hep-ph]].
- [41] P. Channuie and K. Karwan, arXiv:1307.2880 [hep-ph].
- [42] P. Channuie, arXiv:1312.7122 [gr-qc].
- [43] F. Bezrukov, D. Gorbunov and M. Shaposhnikov, JCAP **0906**, 029 (2009) [arXiv:0812.3622 [hep-ph]].
- [44] J. Garcia-Bellido, D. G. Figueroa and J. Rubio, Phys. Rev. D **79**, 063531 (2009) [arXiv:0812.4624 [hep-ph]].
- [45] Y. Watanabe and E. Komatsu, Phys. Rev. D **75**, 061301 (2007) [gr-qc/0612120].