

The Solar System and the Exoplanet Orbital Eccentricity - Multiplicity Relation

Mary Anne Limbach¹ * † and Edwin L. Turner^{*} ‡

¹Department of Astrophysical Sciences, Princeton University, Princeton, NJ 08544, USA, †Department of Mechanical and Aerospace Engineering, Princeton University, Princeton, NJ 08544, USA, and ‡The Kavli Institute for the Physics and Mathematics of the Universe, The University of Tokyo, Kashiwa 227-8568, Japan

Submitted to Proceedings of the National Academy of Sciences of the United States of America

The known population of exoplanets exhibits a much wider range of orbital eccentricities than Solar System planets and has a much higher average eccentricity. These facts have been widely interpreted to indicate that the Solar System is an atypical member of the overall population of planetary systems. We report here on a strong anti-correlation of orbital eccentricity with multiplicity (number of planets in the system) among catalogued RV systems. The mean, median and rough distribution of eccentricities of Solar System planets fits an extrapolation of this anti-correlation to the eight planet case rather precisely. Thus, the Solar System is not anomalous among known exoplanetary systems with respect to eccentricities when its multiplicity is taken into account. Specifically, as the multiplicity of a system increases the eccentricity decreases roughly as a power law of index -1.20 . A simple and plausible but ad hoc model of this relationship implies that approximately 80% of the one planet and 25% of the two planet systems in our sample have additional, as yet undiscovered, members. If low eccentricities favor high multiplicities, habitability may be more common in systems with a larger number of planets.

planetary systems – fundamental parameters, orbital eccentricities, dynamical evolution, Solar System; techniques – radial velocity

Significance Statement

The Solar System planets have near-circular orbits (i.e. unusually low eccentricity) compared with the known population of exoplanets, or planets that orbit stars other than the sun. This fact has been widely interpreted to indicate that the Solar System is an atypical member of the overall population of planetary systems. We find a strong anti-correlation of orbital eccentricity with the number of planets (multiplicity) in a star system that extrapolates nicely to the eight-planet, Solar System case. Thus the Solar System is not anomalous among known exoplanetary systems with respect to eccentricities when its multiplicity is taken into account. If low eccentricities favor high multiplicities, habitability may be more common in systems with a larger number of planets.

Introduction

Solar System orbital eccentricities are unusually low compared to those of exoplanets. This fact is one of the most frequently noted major surprises revealed by the discovery and early explorations of the exoplanet population orbiting Sun-like stars and has been widely interpreted to indicate that the Solar System is not a representative example of a planetary system (reviews by (1; 2; 3) and references therein). Many planetary formation theories developed prior to the discovery of exoplanets suggested planets would have eccentricities similar to the Solar System planets (4; 5). Several attempts have been made to accurately model the dynamical evolution of planetary systems since then with the goal of explaining the observed eccentricity distribution (6; 7; 8; 9; 10). These papers invoke planet-planet interactions as the primary mechanism determining the distribution of orbital eccentricities. The most recent of these papers, (10), concludes that there would be

a dependence of eccentricity on multiplicity (the number of planets in the system) in this scenario. We use existing RV exoplanet data to test that prediction.

Our dataset consist of 403 of the 441 cataloged radial velocity (RV) exoplanets obtained since the 1990s (*exoplanet.org*). Of these 127 are members of known multiple-planet systems with multiplicities of up to six. The data are sufficient to allow an estimate of the relationship of eccentricity to multiplicity. It has been noted that eccentricity in two planet systems tends to be lower than in single planet systems (11). This paper explores the relation at higher multiplicities and notes its unexpected consistency with the Solar System.

The dataset is discussed in the next section. We then show the trend in eccentricity with multiplicity and comment on possible sources of error and bias. Next we measure the mean, median and probability density distribution of eccentricities for various multiplicities and fit them to a simple power-law model for multiplicities greater than two. This fit is used to make a rough estimate of the number of higher multiplicity systems likely to be contaminating the one and two planet system samples due to as yet undiscovered members. Finally, we conclude with some discussion of the implications of this result.

The Dataset

Only radial velocity (RV) exoplanet data obtained from *exoplanet.org* and the eight planets from the Solar System are used. All of the RV exoplanets listed on the website that have a measured eccentricity are included in the analysis. If the eccentricity of the planet was not listed or if it was given as zero, the exoplanet was excluded from our sample. Thirty-eight systems were excluded on the latter basis, of which twenty-nine had their eccentricity constrained to zero in the orbital fit. Table 1 lists the number of RV (and Solar System) planets in each multiplicity bin.

The 5- and 6-planet systems, one of each, were combined into one bin so that there was sufficient data for a statical analysis. Note that the total number of planets with a given multiplicity is not necessarily a multiple of the multiplicity of the system because not all planets in some systems have measured eccentricities. In the case where a certain parameter of

¹Published previously under Mary Anne Peters

Reserved for Publication Footnotes

a exoplanet or exoplanet system is under debate, we used the *exoplanet.org* value. For instance, the multiplicity of a system may be three planets based on observations, however the motion of those three planets may imply that there are additional companions and therefore the multiplicity of the system may be listed as four planets rather than three on *exoplanet.org*. In all such cases, we simply adopt the data listed on the website for consistency. The data was taken from the website over the course of several weeks in February and March 2014. We chose to use RV data only for our analysis since the planets in that data set typically have known and relatively reliably measured eccentricities.

A Trend in Multiplicity versus Eccentricity

Fig. 1 shows the cumulative eccentricity distribution function in exoplanet systems and the Solar System for systems of various multiplicities. There is a clear trend towards lower eccentricities in higher multiplicity systems. This trend is perhaps most noticeable in the top (high eccentricity) half of the plot. Fig. 2 shows the eccentricity vs. semi-major axis relation at each multiplicity and also displays the strong tendency towards lower eccentricity at higher multiplicity.

The strength and nature of the anti-correlation of orbital eccentricity with multiplicity is even more dramatically revealed by plotting the mean and median eccentricity as a function of multiplicity, as shown in Fig. 3. Two features of this figure are worthy of special note. 1 - The divergence of the one-planet systems, and two-planet systems to a lesser extent, from what appears to be a power-law relation at higher multiplicities is noticeable in both the mean and median curves. 2 - The Solar System fits the eccentricity trend at higher multiplicity quite well. The Solar System does not appear to have unusually low orbital eccentricities with respect to exoplanet systems, but rather **the Solar System planet eccentricities are consistent with the exoplanet eccentricity distribution when multiplicity is taken into account.**

The uncertainties of the mean eccentricities shown in Fig. 3 were calculated by bootstrapping. The bootstrap method gave an uncertainty of approximately two-thirds of the usual rms estimator, which is consistent with the limited extent of the eccentricity distribution tail. The uncertainties in the medians correspond to the one-third and two-thirds points in the distributions shown in Fig. 1 divided by $\sqrt{N-1}$, where N is the number of points in the multiplicity bin.

A 2-sample Kolmogorov–Smirnov (K–S) test was used to determine the significance of the differences in the eccentricity distributions of systems with different multiplicities. The test was applied both to the entire data sample and to the subsamples consisting of the highest 75% of the eccentricities in each multiplicity subsample. Use of the latter subset of the data is motivated by the possibility that low multiplicity systems with low eccentricity orbits may have undiscovered members and thus actually be of higher multiplicity.

In both cases, the p-values consistently decrease for larger difference in the multiplicities of the two samples being compared. This is consistent with the systematic trends visible in Fig. 1 and 3. The results of the tests for the full sample and the high eccentricity subsamples are shown in Table 2. In high eccentricity subsample case, for samples which have multiplicities that differ by at least two planets, the K–S test yield a statistically significant difference ($p \leq 0.05$). At higher multiplicities, the significance ($1 - p$) of the difference between distributions with adjacent multiplicities generally decreases. This may well be an artifact of the smaller sample sizes at higher multiplicities rather than an actual convergence of the eccentricity distributions.

Sources of Error. Systematic errors in the eccentricity distribution of exoplanets are possible due to the techniques used for measuring this parameter and biases associated with exoplanet detection methods. Shen & Turner (12) studied the systematic bias of RV determinations of eccentricity using the conventional χ^2 fitting and showed that such measurements are biased high for low values of $N^{1/2}K/\sigma$, where K is the velocity semi-amplitude and σ is the typical uncertainty of each of the N velocity measurements. One might then be concerned that higher multiplicity systems receive more telescope time and thus have a higher value of this parameter and a more accurately determined eccentricity values than lower multiplicity systems. If this were the case, one might observe a multiplicity-eccentricity trend due to observational bias rather than a true physical phenomena. To ensure that this effect is negligible for our dataset, we conducted a careful analysis of the measured $N^{1/2}K/\sigma$ values and found that there is no significant effect in our sample. Furthermore, higher-multiplicity systems tended to have $N^{1/2}K/\sigma$ values similar to those of lower-multiplicity systems. Shen & Turner (12) only expect eccentricity to increase for $N^{1/2}K/\sigma \gtrsim 15$ and most of the measurements in our sample have higher $N^{1/2}K/\sigma$ value than that threshold. For these reasons, we do not believe that the multiplicity-eccentricity trend we reported here is influenced by this effect.

A probable shortcoming of the data is undetected companions, especially in low-multiplicity systems. Given the eccentricity-multiplicity relation, this would add low eccentricity planets to the low-multiplicity subsamples. And indeed there does appear to be an excess of low eccentricities in the low-multiplicity systems relative to a smooth extrapolation of their higher-eccentricity distributions (see Fig. 1), and this excess of low-eccentricity orbits is particularly noticeable in the single-planet and two-planet distributions. This raises the question of whether or not the turnover in the trend at low-multiplicities in Fig. 3 is real or due to contamination of the low-multiplicity by high-multiplicity systems with so far undiscovered planets. In the next section we estimate the number of higher-multiple systems contaminating the one- and two-planet distributions by fitting a power law to the higher-multiplicity data.

Analysis

For each multiplicity, the probability density distributions of eccentricities were derived from the cumulative eccentricity distributions and is shown in Fig. 4. The probability density distributions were obtained by taking the derivative of polynomials that were fit to the cumulative eccentricity distribution function (the data shown in Fig. 1). This yields a heavily smoothed estimate of the true differential distributions. Second order polynomials were fit to the data except in the one planet case. A K–S test indicated that a second order polynomial was inconsistent ($p < 0.01$) with the one planet data, and a third order polynomial was necessary to obtain an acceptable fit.

If we knew the true occurrence rate of planetary systems as a function of multiplicity, these probability density distributions would allow determination of the likelihood of a planet with any given eccentricity belonging to a system of a particular multiplicity. While that conditional is clearly not satisfied at the present time, it is clear that if one wants to find companions to existing exoplanets, one- and two-planet systems with low eccentricities are relatively good targets for further investigation.

A power law was fit to the median eccentricity vs. multiplicity and is shown in Fig. 5. The fit is only for the higher multiplicity data, specifically $M > 2$ where M is the multiplicity or number of planets in the system. The one- and two-planet systems were excluded from the fit on the assumption that they are likely contaminated with planets that belong in higher-multiplicity bins due to so far undetected additional planets in those systems. If the eccentricity (e) versus multiplicity (M) relation obeys this power law

$$e(M) \approx 0.584M^{-1.20} \quad [1]$$

fit, then the relationship can be used to estimate the number of systems in the one- and two-planet bins that belong to higher-multiplicity systems. Proceeding on the basis of this hypothesis leads to the conclusion that approximately 80% of the one-planet systems and 25% of the two-planet systems belong to higher-multiplicity systems with as yet undiscovered members. While this scenario seems quite plausible, we emphasize that the estimates of companions in the one- and two-planet bins is dependent on the assumption that the true eccentricity-multiplicity trend behaves like a power law of constant index at all multiplicities and that the $M > 2$ subsamples are not significantly contaminated by yet higher multiplicity systems due to undiscovered members. It is also plausible that the turn-over or plateau seen in the eccentricity distribution is a actual physical phenomena.

The power law fit can also be used to predict the median eccentricity of as yet undiscovered high-multiplicity RV systems. For example, we estimate that 7-planet RV systems, when discovered, will have a median eccentricity of 0.06 ± 0.01 .

In addition to studying the relation between eccentricity and multiplicity, we also checked for a trend in semi-major axis with multiplicity but found no significant relationship with the exception of the trend noted by (13) that extremely short period exoplanets ($\lesssim 10$ days) typically have lower eccentricities presumably due to tidal circularization.

Discussion

The distribution of orbital eccentricities as a function of multiplicity provides an important new constraint for planetary system formation and evolution models. The observational evidence for the multiplicity-eccentricity relation can perhaps be explained by planet-planet interactions and dynamical evolution. The general trend of decreasing eccentricity with increasing multiplicity was predicted by (10) using dynamical evolution simulations. Although the relationship reported here is qualitatively similar to that prediction, the observed dependence of e on M is steeper and extends to smaller eccentricities than the one produced by the simulations carried out by Juric & Tremaine (10).

Although we are aware of no reason to suspect that the strong dependence of orbital eccentricity on multiplicity among RV exoplanet systems reported here is due to some defect or bias in the available data, it is undeniable that it is based on an inhomogeneous and statistically ill-conditioned data set. However, even if it were the case that the trend shown in Fig. 3 is somehow a spurious non-physical one, the empirical correlation is still an important one which merits detailed future study. The reason is that such a situation would imply that either a large number of low-eccentricity, low multiplicity exoplanetary systems or high-eccentricity, high-multiplicity ones have been systematically missed in RV searches.

Conclusions

We find that the orbital eccentricities of the Solar System planets are fully consistent with those found in exoplanetary systems when multiplicity is taken into account. Specifically, we find that as the multiplicity of a system increases the eccentricity decreases. This relation can be well fit by a power law at multiplicities greater than two. We conclude from a power-law fit that $\sim 80\%$ of one-planet systems and $\sim 25\%$ of two-planet systems are likely members of higher-multiplicity systems. The distribution of orbital eccentricities as a function of multiplicity provides an important new constraint for planetary system formation and evolution models. Any theory that accounts for this trend would be adequate to explain the distributions of eccentricities seen both in our Solar System and exoplanetary systems.

Because low eccentricity is arguably advantageous for habitability (14; 15), this relationship suggests that high-multiplicity systems may be more likely to host habitable exoplanets.

ACKNOWLEDGMENTS. We thank Adam Burrows, AJ Eldorado Riggs and Scott Tremaine for useful conversations and comments. This research has been supported in part by the World Premier International Research Center Initiative, MEXT, Japan.

References

1. Marcy G, Butler RP, Fischer D, Vogt S, Wright JT, Tinney CG, Jones HRA (2005) Observed properties of exoplanets: Masses, orbits, and metallicities. *Prog of Theo Phys Sup* 158:24-42.
2. Udry S, Santos NC (2007) Statistical properties of exoplanets. *ARA&A* 45:397-439.
3. Perryman M (2011) *The Exoplanet Handbook.*, Cambridge University Press.
4. Lissauer JJ (1995) Urey prize lecture: On the diversity of plausible planetary systems. *Icarus* 114:217-236.
5. Boss AP (1995) Proximity of jupiter-like planets to low-mass stars. *Science* 267:360-362.
6. Rasio FA, Ford EB (1996) Dynamical instabilities and the formation of extrasolar planetary systems. *Science* 274:954-956.
7. Weidenschilling SJ, Marzari F (1996) Gravitational scattering as a possible origin for giant planets at small stellar distances. *Nature* 284:619-621.
8. Adams FC, Laughlin G (2003) Migration and dynamical relaxation in crowded systems of giant planets. *Icarus* 163:290-306.
9. Juric M, Tremaine S (2008) Dynamical origin of extrasolar planet eccentricity distribution. *ApJ* 686:603-620.
10. Juric M, Tremaine S (2008) Dynamical relaxation by planet-planet interactions as the origin of exoplanet eccentricity distribution. *Extreme Solar Systems, ASP Conference Series* 398:295-300.
11. Rodigas TJ, Hinz PM (2009) Which radial velocity exoplanets have undetected outer companions? *ApJ* 702:716-723.
12. Shen Y, Turner EL (2008) On the eccentricity distribution of exoplanets from radial velocity surveys. *ApJ* 685:553-559.
13. Stepinski T, Black D (2000) Statistics of low-mass companions to stars: Implications for their origin. *A&A* 356:903-912.
14. Williams DM, Pollard D (2002) Earth-like worlds on eccentric orbits: excursions beyond the habitable zone. *Interna J of Astrobio* 1:61-69.

15. Dressing CD, Spiegel DS, Scharf CA, Menou K, Raymond SN (2010) Habitable climates: The influence of eccentricity. *ApJ* 721:1295-1307.

Table 1. No. planets in dataset for given multiplicity

Multiplicity (no. planets in system):	Total number of planets with given multiplicity ¹ :
1	276
2	81
3	25
4	12
5 or 6	9
8	8 (Solar System planets)

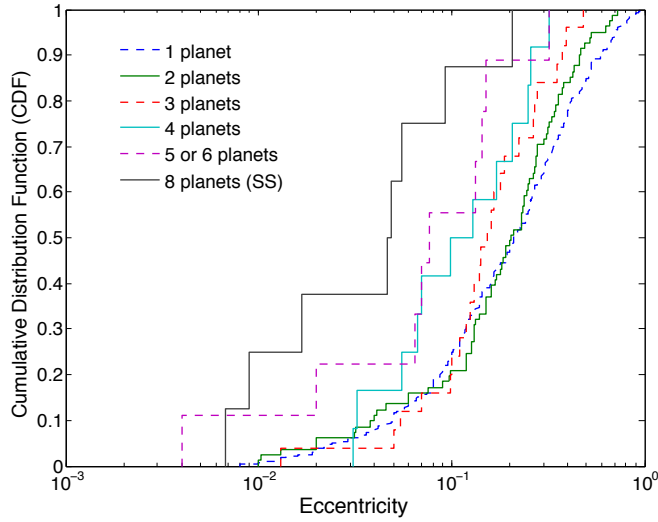


Fig. 1. Cumulative eccentricity distributions in RV exoplanet systems and the Solar System for various multiplicities. There is a trend towards lower eccentricities at higher multiplicities. The abbreviation ‘SS’ is for ‘Solar System’ planets.

¹This value is not necessarily a multiple of the system multiplicity since not all exoplanets have measured eccentricities.

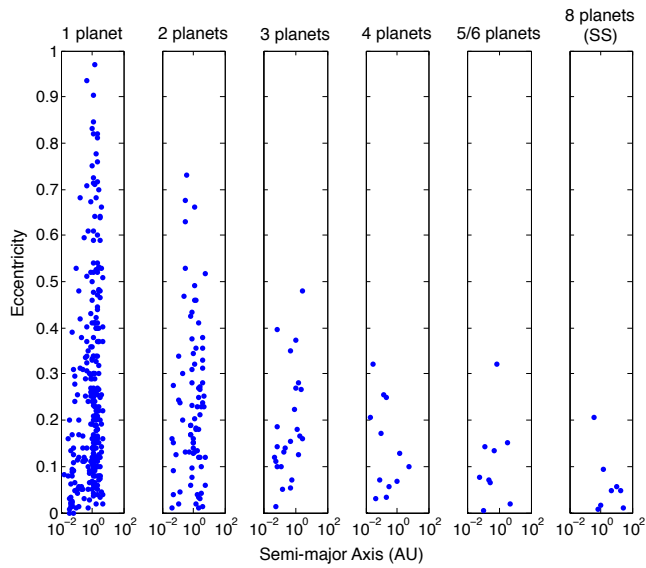


Fig. 2. Eccentricity versus semi-major axis going from low- (left) to high-multiplicity (right). The 'SS' denotes 'Solar System' planets.

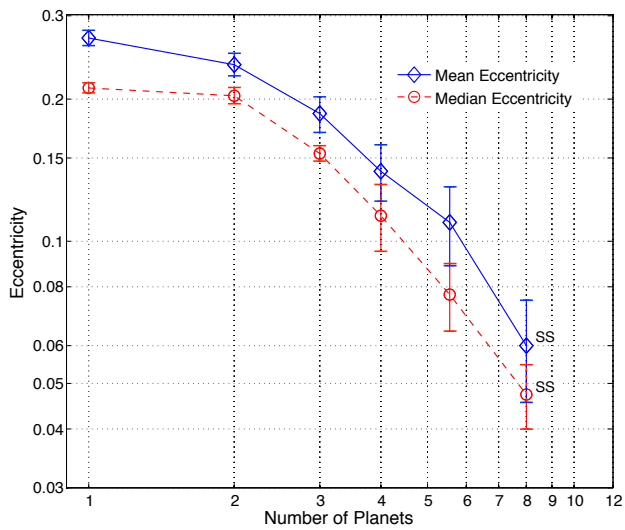


Fig. 3. Mean and Median Eccentricities in RV exoplanet systems and the Solar System as a function of multiplicity (number of planets in the system). As the number of planets increases, eccentricity decreases. A plateau in eccentricity at low multiplicity is noticeable especially in the median. This is possibly due to contamination of the one-planet data with higher-multiplicity systems. The 'SS' denotes 'Solar System' planets.

Table 2. K–S test on eccentricity for various multiplicities

P-value for K–S test, including highest 75% of eccentricities for each multiplicity shown in Fig. 1						
	1 planet	2 planets	3 planets	4 planets	5 or 6 planets	8 planets
1 planet	-					
2 planets	0.34	-				
3 planets	0.02	0.09	-			
4 planets	0.02	0.04	0.18	-		
5 or 6 planets	<0.01	<0.01	0.05	0.46	-	
8 planets	<0.01	<0.01	<0.01	0.05	0.09	-

P-value for K–S test, includes entire sample						
	1 planet	2 planets	3 planets	4 planets	5 or 6 planets	8 planets
1 planet	-					
2 planets	0.57	-				
3 planets	0.14	0.26	-			
4 planets	0.11	0.21	0.25	-		
5 or 6 planets	0.02	0.02	0.16	0.64	-	
8 planets	<0.01	<0.01	<0.01	0.12	0.12	-

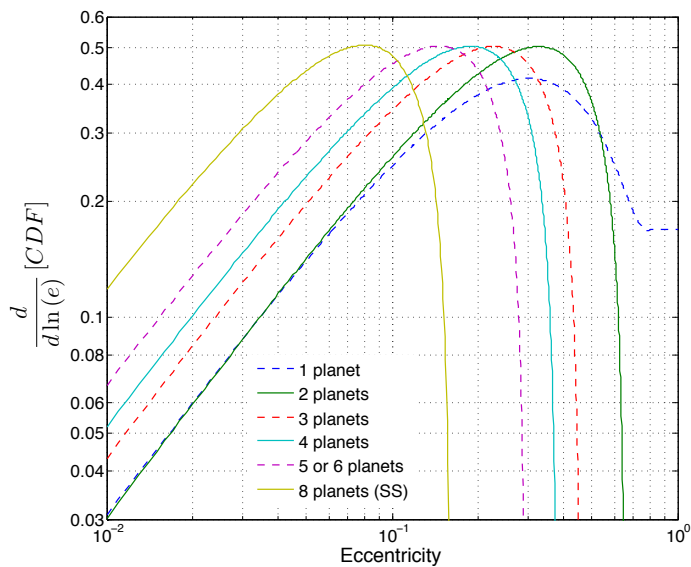


Fig. 4. Eccentricity probability density distributions for various multiplicities based on polynomial fits to the cumulative distribution functions (CDF). Lower eccentricity systems are more likely to belong to higher multiplicity systems. Second-order polynomials were fit to the cumulative distributions for all multiplicities except the single-planet systems in which case a third-order polynomial was used. The ‘SS’ denotes ‘Solar System’ planets.

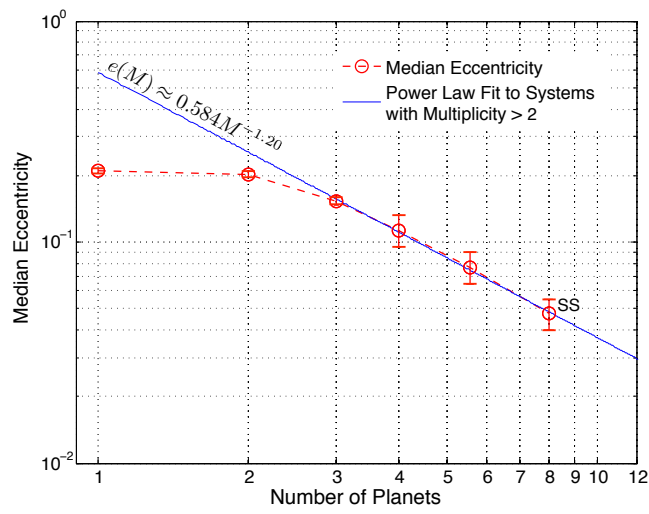


Fig. 5. Power-law fit to median eccentricity in systems with multiplicity >2 planets. The fit suggests that the one- and two-planet data are contaminated with higher-multiplicity systems due to so far undiscovered members. The ‘SS’ denotes ‘Solar System’ planets.