

Charm meson production and double parton interactions at the LHC *

RAFAŁ MACIUŁA, A. VAN HAMEREN

Institute of Nuclear Physics PAN, PL-31-342 Cracow, Poland
ANTONI SZCZUREK

Institute of Nuclear Physics PAN, PL-31-342 Cracow, Poland and
University of Rzeszów, PL-35-959 Rzeszów, Poland

We discuss production of open charm mesons in proton-proton collisions at the LHC. The cross section for inclusive production of $c\bar{c}$ pairs is calculated within the k_{\perp} -factorization approach in which a major part of higher-order corrections is believed to be effectively included. We use and test the applicability of several unintegrated gluon distributions. Numerical results of the k_{\perp} -factorization approach are compared to NLO pQCD collinear predictions. Inclusive differential distributions in transverse momentum and (pseudo)rapidity of several charmed mesons are presented and compared to recent results of the ALICE, ATLAS and LHCb collaborations. We also examine production of neutral charmed meson-antimeson pairs ($D^0\bar{D}^0$) in unique kinematics of forward rapidities of the LHCb experiment. Kinematical correlations in azimuthal angle $\varphi_{D^0\bar{D}^0}$, invariant mass $M_{D^0\bar{D}^0}$ and rapidity difference $Y_{D^0\bar{D}^0}$ distributions are calculated. Moreover, we also discuss production of two pairs of $c\bar{c}$ within a simple formalism of double-parton scattering (DPS). We compare results of calculations of single-parton scattering (SPS) and double-parton scattering (DPS) for production of $c\bar{c}c\bar{c}$ and for $D^0 - \bar{D}^0$ meson-meson correlations. We compare our predictions for double charm production with recent results of the LHCb collaboration for azimuthal angle $\varphi_{D^0\bar{D}^0}$ distribution, dimeson invariant mass $M_{D^0\bar{D}^0}$ and rapidity distance between mesons $Y_{D^0\bar{D}^0}$. The obtained results clearly certify the dominance of DPS in the production of events with double charm.

PACS numbers: 13.87.Ce, 14.65.Dw

* Presented at the XX Cracow EPIPHANY Conference on the Physics at the LHC

1. Introduction

Recently, ATLAS [1], ALICE [2, 3] and LHCb [4] collaborations have measured inclusive distributions of different charmed mesons. The LHCb collaboration has measured in addition a few correlation observables for charmed meson-antimeson pairs in the forward rapidity region $2 < y < 4$ [5]. Previously, the STAR collaboration at RHIC has measured only $e - D$ correlation of charmed mesons and leptons from their semileptonic decays [6]. An examination of $D\bar{D}$ meson-antimeson correlations was accessible only at the Tevatron where first midrapidity measurements of $D\bar{D}$ azimuthal angle correlations have been performed by the CDF experiment [7].

Commonly in the exploration of heavy quark production the main efforts concentrate on inclusive distributions. Improved schemes of standard pQCD NLO collinear approach, e.g. FONLL [8] or GM-VFNS [9] are state of art in this respect. These models can be, however, used only when transverse momenta of charm quark and antiquark are balanced. This means in practice that it cannot be used for studies of correlation observables, which provide broader kinematical characteristic of the process under consideration.

Another approach which is much more efficient in this respect is the so-called k_{\perp} -factorization (see e.g. [10] and references therein). Here, the transverse momenta of incident partons are explicitly taken into account and their emission is encoded in the unintegrated gluon distributions – the building blocks of the formalism. This allows to construct different correlation distributions which are strictly related with the transverse momenta of initial particles.

In addition, within the k_{\perp} -factorization approach it is possible to study interesting low- x effects, which may appear especially in the case of charm production. In principle a comparison of experimental data and predictions with the unintegrated gluon distribution functions (UGDFs) which include such effects may tell us more, e.g. about indication of the saturation – the topic being extensively studied in recent years.

Moreover, it was recently argued that the cross section for $c\bar{c}c\bar{c}$ production at LHC energies may be very large due to mechanism of double-parton scattering (DPS), which is a completely new situation [11, 12]. The double scattering effects were studied in several other processes such as four jet production, production of W^+W^- pairs or production of four charged leptons, however, in all the cases the DPS contributions have been found to be much smaller than the conventional single-parton scattering (SPS) mechanisms.

In the meanwhile the LHCb collaboration measured the cross section for the production of DD meson-meson pairs at $\sqrt{s} = 7$ TeV which is surprisingly large, including interesting correlation distributions [5]. So far those data sets for double open charm production have been studied differentially

only within the k_\perp -factorization approach using unintegrated gluon distributions [13], where several observables useful to identify the DPS effects in the case of double open charm production have been carefully discussed.

Separately the production of double hidden charm was studied e.g. in Ref. [14] for the $pp \rightarrow J/\psi J/\psi X$ process. There the SPS single- J/ψ and DPS double- J/ψ contributions are comparable. Furthermore, the DPS contribution exceeds the SPS contribution for large rapidity distance between the two J/ψ 's. This is similar to the case of $c\bar{c}c\bar{c}$ production [13].

In order to draw definite conclusions about the DPS effects in double- D meson production it is necessary to carefully estimate contribution to $c\bar{c}c\bar{c}$ final state from the standard mechanism of single-parton scattering. The latter mechanism constitutes higher-order correction to conventional SPS single $c\bar{c}$ production and one may expect suppression in comparison to the DPS contribution, however, it should be accurately calculated in order to reduce uncertainty of the DPS theoretical model. So far the SPS contribution was calculated only in high-energy approximation [15], which is relevant for large rapidity separation between produced mesons. Since, in the LHCb experiment the condition of large rapidity distances is not always fulfilled, it seems to be essential to perform exact calculations.

2. Inclusive single charm production

As discussed in Ref. [10], in the case of charm production in proton-proton scattering at the LHC one enters a quite new kinematical and dynamical domain. Since the production of charm quarks at high energies is known to be dominated by the gluon-gluon fusion, the charm production at the LHC can be used to verify the quite different models of UGDFs. It is very interesting and important to test various unintegrated gluon distributions from the literature [16, 17, 18, 19] in hadronic reactions, in the kinematical regimes never achieved before. In contrast to the collinear gluon distributions (PDFs) the UGDFs are based on different theoretical assumptions and differ considerably among themselves. Therefore, one may expect that they could lead to different production rates of $c\bar{c}$ pairs at the LHC.

The cross section for the production of a pair of charm quark – charm antiquark can be written as:

$$\begin{aligned} \frac{d\sigma(pp \rightarrow c\bar{c}X)}{dy_1 dy_2 d^2p_{1t} d^2p_{2t}} &= \frac{1}{16\pi^2 \hat{s}^2} \int \frac{d^2k_{1t}}{\pi} \frac{d^2k_{2t}}{\pi} \overline{|\mathcal{M}_{g^*g^* \rightarrow c\bar{c}}^{off}|^2} \\ &\times \delta^2(\vec{k}_{1t} + \vec{k}_{2t} - \vec{p}_{1t} - \vec{p}_{2t}) \mathcal{F}_g(x_1, k_{1t}^2, \mu^2) \mathcal{F}_g(x_2, k_{2t}^2, \mu^2). \end{aligned} \quad (1)$$

The main ingredients in the formula are off-shell matrix element for $g^*g^* \rightarrow$

$c\bar{c}$ subprocess and unintegrated gluon distributions (UGDF). The relevant matrix elements are known and can be found e.g. in Ref. [20]. The unintegrated gluon distributions are functions of longitudinal momentum fraction x_1 or x_2 of gluon with respect to its parent nucleon and of gluon transverse momenta k_t . Some of them depend in addition on the factorization scale μ . The longitudinal momentum fractions can be calculated as:

$$\begin{aligned} x_1 &= \frac{m_{1t}}{\sqrt{s}} \exp(y_1) + \frac{m_{2t}}{\sqrt{s}} \exp(y_2), \\ x_2 &= \frac{m_{1t}}{\sqrt{s}} \exp(-y_1) + \frac{m_{2t}}{\sqrt{s}} \exp(-y_2), \end{aligned} \quad (2)$$

where $m_{it} = \sqrt{p_{it}^2 + m_Q^2}$ is the transverse mass of produced quark/antiquark.

The numerical quark-level results may be compared to real experimental data after inclusion of the hadronization effects. The transition from the quark level to open heavy meson states has to be performed. In the case of charm (or bottom) particles, the hadronization is usually done with the help of fragmentation functions. The inclusive distributions of charmed mesons can be then obtained through a convolution of inclusive distributions of charm quarks/antiquarks and $c \rightarrow D$ fragmentation functions:

$$\frac{d\sigma(pp \rightarrow D\bar{D}X)}{dy_D d^2p_{t,D}} \approx \int_0^1 \frac{dz}{z^2} D_{c \rightarrow D}(z) \frac{d\sigma(pp \rightarrow c\bar{c}X)}{dy_c d^2p_{t,c}} \bigg|_{\substack{y_c=y_D \\ p_{t,c}=p_{t,D}/z}}, \quad (3)$$

where $p_{t,c} = \frac{p_{t,D}}{z}$ and z is the fraction of longitudinal momentum of heavy quark carried by meson. We have made typical approximation assuming that y_c is unchanged in the fragmentation process, i.e. $y_D = y_c$.

In our calculations we use standard Peterson model of fragmentation function [21] with the parameter $\varepsilon_c = 0.02$ for pseudoscalar, and BCFY model [22] with $r_c = 0.1$ for vector D meson states, respectively. This is consistent with the fragmentation scheme applied in the FONLL framework, where rather hard fragmentation functions for charm quarks are suggested [23]. This issue as well as effects of applying other fragmentation functions from the literature, together with aspects of QCD evolution, are carefully discussed in Ref. [10]. The fragmentation functions used here are normalized to branching fractions $\text{BR}(c \rightarrow D)$ from Ref. [24].

2.1. ALICE

The ALICE collaboration has measured the transverse momentum distribution of D^0 , D^+ , D^{*+} , D_s^+ mesons [2, 3]. In the very limited range of rapidity $|y| < 0.5$ one tests unintegrated gluon distributions in a pretty

narrow region of longitudinal momentum fractions $10^{-4} \lesssim x \lesssim 10^{-2}$ [10]. In Fig. 1 we present transverse momentum distribution of D^0 (left panel) and D^+ (right panel) mesons. We show results for different UGDF known from the literature. Most of the applied unintegrated distributions fail to describe the ALICE data. Only the KMR UGDF provides the results which are close to the measured distributions.

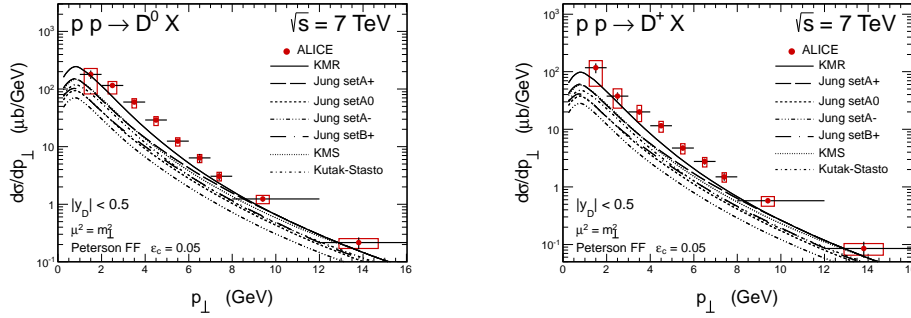


Fig. 1. Transverse momentum distribution of D^0 (left) and D^+ (right) mesons for different UGDFs together with the ALICE data. Details of the calculations are specified in the figure.

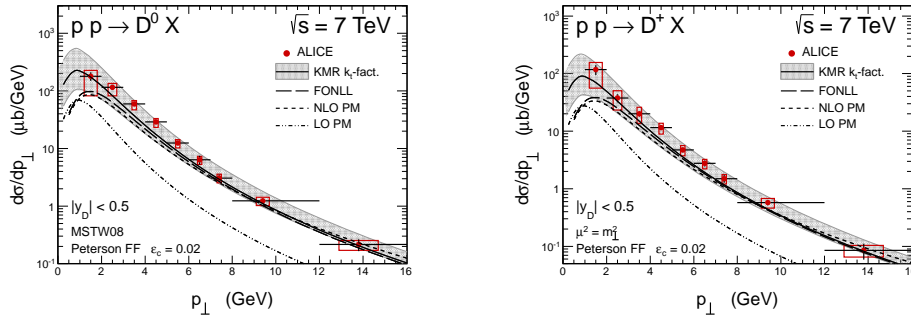


Fig. 2. Transverse momentum distribution of D^0 (left) and D^+ (right) mesons for the ALICE kinematical region. Together with our predictions for the KMR UGDF (solid line with shaded band) results of different other popular approaches are also shown.

In Fig. 2 we present a comparison of our calculations to the results of some other popular approaches used in the literature. Our results obtained within the k_{\perp} -factorization approach with the KMR UGDF are very similar to those obtained within NLO PM and FONLL models. The cross sections obtained within leading-order collinear approximation (LO PM) are much

smaller, in particular for larger transverse momenta. In this case the uncertainties coming from the perturbative part of the calculation are also drawn. The uncertainties of our predictions are obtained by changing charm quark mass $m_c = 1.5 \pm 0.3$ GeV and by varying renormalization and factorization scales $\mu^2 = \zeta m_t^2$, where $\zeta \in (0.5; 2)$. The gray shaded bands represent these both sources of uncertainties summed in quadrature.

2.2. ATLAS

The ATLAS experiment covers much broader range of pseudorapidities than ALICE. As a consequence one tests a bit wider region of longitudinal momentum fractions. However, the gluon distributions in this range of x values carried by gluons are also rather well known, so the application of the known UGDFs should be reliable too.

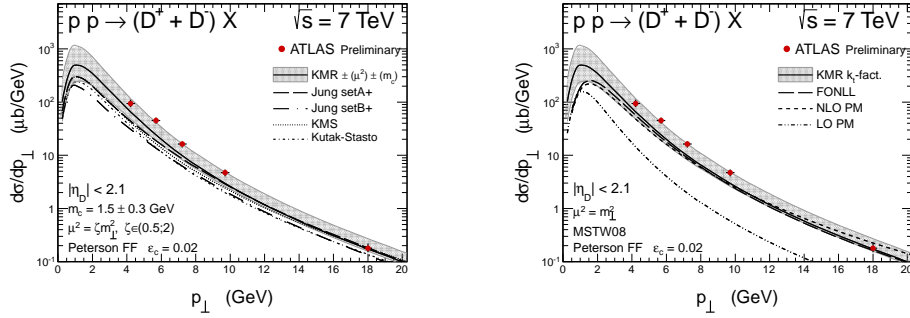


Fig. 3. Transverse momentum distribution of D^\pm mesons for different UGDFs (left) and for standard approaches (right) compared with the ATLAS experimental data.

The left panel of Fig. 3 presents transverse momentum distributions of charged pseudoscalar D^\pm mesons for different models of unintegrated gluon distributions. Overall situation is very similar as for the ALICE experiment except of the agreement with the experimental data points, which is somewhat worse in this case. Only the very upper limit of the KMR result is consistent with the ATLAS data. This may be caused by much broader range of pseudorapidities in the case of the ATLAS detector. Potentially, this can be related to double-parton scattering effects [13]. The other standard pQCD approaches also give results below the ATLAS data as can be seen in the right panel of Fig. 3.

Fairly large span of pseudorapidities allows the ATLAS collaboration to extract also pseudorapidity distributions. In Fig. 4 we show pseudorapidity distributions for charged D^\pm meson. These distributions are rather flat. As in the case of the transverse momentum distributions, here also only

the upper limits of large error bars of the theoretical results obtained with the KMR distributions are consistent with the ATLAS data. The results with other UGDFs clearly underpredict the experimental points (left panel). The central value of the k_{\perp} -factorization approach (grey band) with the KMR UGDF is consistent with the FONLL and NLO PM predictions (right panel).

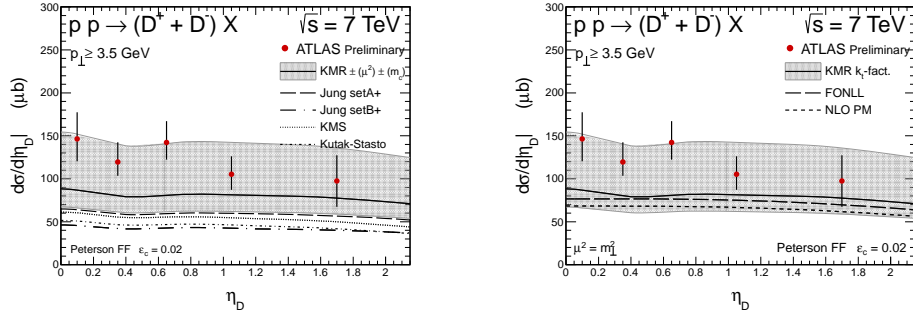


Fig. 4. Distribution in D^\pm meson pseudorapidity. The results for different UGDFs (left) as well as for other standard approaches (right) are compared with the ATLAS data.

2.3. LHCb

At the end we focus on unique measurements in the forward rapidity region $2 < y < 4.5$. Recently the LHCb collaboration presented first results for the production of D^0 , D^+ , D^{*+} and D_s^+ mesons [4] in this region of phase space that has never been explored before. In this case one can test asymmetric configuration of gluon longitudinal momentum fractions: $x_1 \sim 10^{-5}$ and $x_2 > 10^{-2}$ [10]. Standard collinear gluon distributions as well as unintegrated one were never tested at such small values of x_1 . Moreover many models of the latter may be not good enough for $x_2 > 10^{-2}$. From this reason this is certainly more difficult region for reliable calculation and interpretation of experimental data and therefore special care in interpreting the results is required.

The LHCb, similar as ALICE, has measured also distributions of rather rarely produced D_s^\pm mesons. In the left panel of Fig. 5 we present transverse momentum distributions for D_s^\pm mesons distributions together with predictions of other popular approaches. In the right panel we show corresponding rapidity distribution calculated with different UGDFs and those obtained by applying other standard approaches. The main conclusions are the same as for ALICE and ATLAS conditions. Our results with the KMR

UGDF within uncertainties are consistent with the experimental data and with the FONLL and NLO PM predictions.

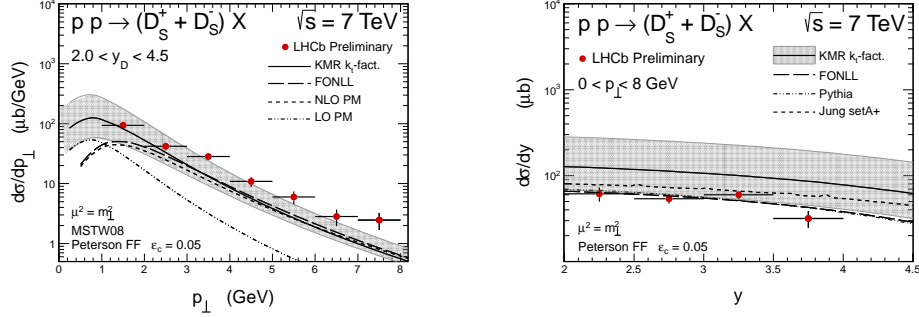


Fig. 5. Results with overall uncertainties for transverse momentum (left) and rapidity distributions (right) of D_s^\pm for the k_\perp -factorization approach with the KMR UGDF. For comparison we show predictions of other popular approaches.

2.4. Charm-anticharm correlations at the LHCb

In order to calculate correlation observables for $D\bar{D}$ pair production, measured recently in the LHCb experiment [5], we follow here, similar as in the single meson production, the fragmentation function technique for hadronization process:

$$\frac{d\sigma(pp \rightarrow D\bar{D}X)}{dy_1 dy_2 d^2 p_{1t}^D d^2 p_{2t}^{\bar{D}}} \approx \int \frac{D_{c \rightarrow D}(z_1)}{z_1} \cdot \frac{D_{\bar{c} \rightarrow \bar{D}}(z_2)}{z_2} \cdot \frac{d\sigma(pp \rightarrow c\bar{c}X)}{dy_1 dy_2 d^2 p_{1t}^c d^2 p_{2t}^{\bar{c}}} dz_1 dz_2, \quad (4)$$

where: $p_{1t}^c = \frac{p_{1,t}^D}{z_1}$, $p_{2,t}^{\bar{c}} = \frac{p_{2,t}^{\bar{D}}}{z_2}$ and meson longitudinal fractions $z_1, z_2 \in (0, 1)$. The multidimensional distribution for c quark and \bar{c} antiquark is convoluted with respective fragmentation functions simultaneously. As the result of the hadronization one obtains corresponding two-meson multidimensional distribution. In the last step experimental kinematical cuts on the distributions can be imposed. Then the resulting distributions can be compared with experimental ones.

The LHCb collaboration presented the distribution of the $D^0\bar{D}^0$ invariant mass $M_{D^0\bar{D}^0}$. In the left panel of Fig. 6 we show the corresponding theoretical result for different UGDFs. Both, the KMR and KMS UGDFs provide the right shape of the distribution. The dip at small invariant masses is due to specific LHCb cuts on kinematical variables.

The LHCb detector has almost full coverage in azimuthal angle. In the right panel of Fig. 6 we show distribution in azimuthal angle between

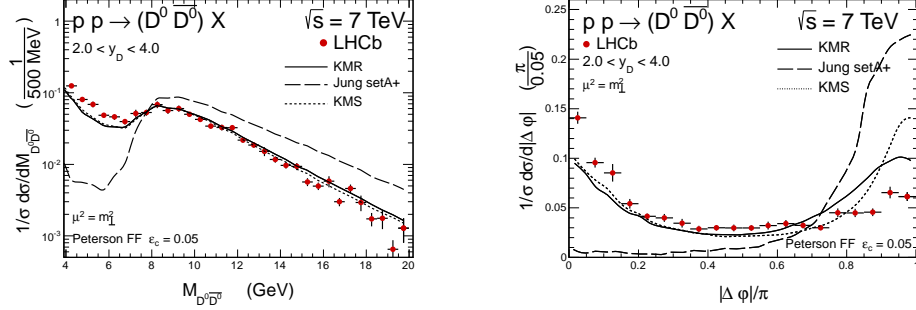


Fig. 6. Invariant mass distribution of the $D^0 \bar{D}^0$ system (left) and distribution in relative azimuthal angle between D^0 and \bar{D}^0 (right) for different UGDFs.

the D^0 and \bar{D}^0 mesons $\varphi_{D^0 \bar{D}^0}$. Both, the KMR and KMS UGDFs give the enhancement of the cross section at $\phi_{D\bar{D}} \sim 0$. This is due to the fact that these approaches effectively include gluon splitting contribution, not included in the case of the Jung UGDFs. However, still one can observe some small missing strength at small angles. It may suggest that within the KMR and KMS models the gluon splitting contribution is not fully reconstructed.

3. Double charm production and meson-meson correlations

Production of $c\bar{c}c\bar{c}$ four-parton final state is particularly interesting especially in the context of experiments being carried out at the LHC and has been recently carefully discussed [11, 13]. The double-parton scattering formalism in the simplest form assumes two independent standard single-parton scatterings. Then in a simple probabilistic picture, in the so-called factorized Ansatz, the differential cross section for DPS production of $c\bar{c}c\bar{c}$ system within the k_\perp -factorization approach can be written as:

$$\frac{d\sigma^{DPS}(pp \rightarrow c\bar{c}c\bar{c}X)}{dy_1 dy_2 d^2 p_{1,t} d^2 p_{2,t} dy_3 dy_4 d^2 p_{3,t} d^2 p_{4,t}} = \frac{1}{2\sigma_{eff}} \cdot \frac{d\sigma^{SPS}(pp \rightarrow c\bar{c}X_1)}{dy_1 dy_2 d^2 p_{1,t} d^2 p_{2,t}} \cdot \frac{d\sigma^{SPS}(pp \rightarrow c\bar{c}X_2)}{dy_3 dy_4 d^2 p_{3,t} d^2 p_{4,t}}. \quad (5)$$

When integrating over kinematical variables one obtains

$$\sigma^{DPS}(pp \rightarrow c\bar{c}c\bar{c}X) = \frac{1}{2\sigma_{eff}} \sigma^{SPS}(pp \rightarrow c\bar{c}X_1) \cdot \sigma^{SPS}(pp \rightarrow c\bar{c}X_2). \quad (6)$$

These formulae assume that the two partonic subprocesses are not correlated one with each other and do not interfere. The parameter σ_{eff} in the

denominator of above formulae from a phenomenological point of view is a non-perturbative quantity related to the transverse size of the hadrons and has the dimension of a cross section. The dependence of σ_{eff} on the total energy at fixed scales is rather small and it is believed, that the value should be equal to the total non-diffractive cross section, if the hard-scatterings are really uncorrelated. More details of the theoretical framework for DPS mechanism applied here can be found in Ref. [13].

In turn, the elementary cross section for the SPS mechanism of double $c\bar{c}$ production has the following generic form:

$$d\hat{\sigma} = \frac{1}{2\hat{s}} \overline{|\mathcal{M}_{gg \rightarrow c\bar{c}c\bar{c}}|^2} d^4PS. \quad (7)$$

where

$$d^4PS = \frac{d^3p_1}{E_1(2\pi)^3} \frac{d^3p_2}{E_2(2\pi)^3} \frac{d^3p_3}{E_3(2\pi)^3} \frac{d^3p_4}{E_4(2\pi)^3} \delta^4(p_1 + p_2 + p_3 + p_4 - k_1 - k_2) \quad (8)$$

is the 4-particle Lorentz invariant phase space, k_1 and k_2 are four-momenta of incoming gluons and p_1, p_2, p_3, p_4 are four-momenta of final charm quarks and antiquarks.

Neglecting small electroweak corrections and taking into account also $q\bar{q}$ annihilation terms, the hadronic cross section takes the following form:

$$d\sigma = \int dx_1 dx_2 [g(x_1, \mu_F^2) g(x_2, \mu_F^2) d\sigma_{gg \rightarrow c\bar{c}c\bar{c}} + \sum_f q_f(x_1, \mu_F^2) \bar{q}_f(x_2, \mu_F^2) d\sigma_{q\bar{q} \rightarrow c\bar{c}c\bar{c}}]. \quad (9)$$

The matrix elements for single-parton scattering were calculated using color-connected helicity amplitudes. They allow for an explicit exact sum over colors, while the sum over helicities can be done by using Monte Carlo methods. The color-connected amplitudes were calculated following a recursive numerical Dyson-Schwinger approach. More details about the SPS calculation and useful references can be found in Ref. [26].

In Fig. 7 we show azimuthal angle correlation (left panel) and distributions in relative rapidity distance between two D^0 mesons (right panel) with kinematical cuts (rapidities and transverse momenta) corresponding to the LHCb experiment. The shapes of the distributions are rather well reproduced.

Other distributions in meson transverse momentum and two-meson invariant mass are shown in Fig. 8. The shape in the transverse momentum is almost correct but some cross section is lacking. Two-meson invariant mass distribution is shown in the right panel. One can see some lacking strength at large invariant masses.

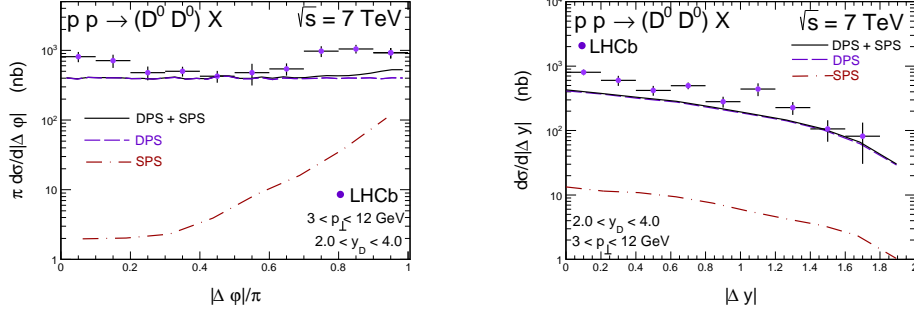


Fig. 7. Azimuthal angle correlation between $D^0 D^0$ (left) and distribution in rapidity difference between two D^0 mesons (right) for DPS and SPS contributions.

In the figures shown in this section the SPS contribution (dash-dotted line) is compared to the DPS contribution (dashed line). The dominance of the DPS mechanism in description of the LHCb double charm data is clearly confirmed. The DPS mechanism gives a sensible clarification of the measured distribution, however some strength is still missing. This can be due to $3 \rightarrow 4$ processes discussed recently e.g. in Ref. [27]. This will be a subject of separate studies.

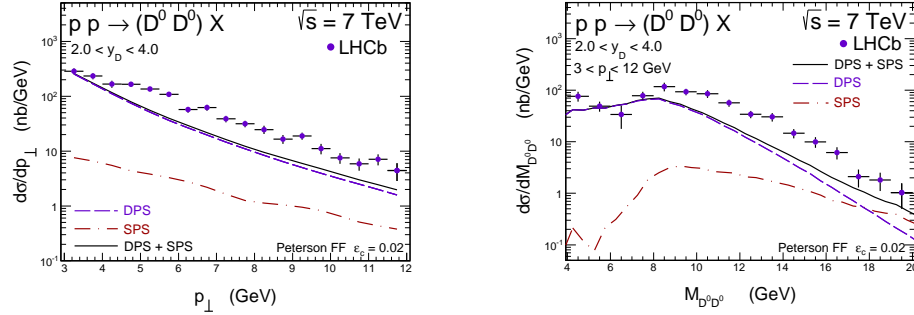


Fig. 8. Distributions in meson transverse momentum when both mesons are measured within the LHCb acceptance (left) and corresponding distribution in meson invariant mass (right) for DPS and SPS contributions.

REFERENCES

- [1] The ATLAS collaboration, ATLAS-CONF-2011-017.

- [2] B.I. Abelev et al. (The ALICE collaboration), J. High Energy Phys. **01** (2012) 128.
- [3] The ALICE collaboration, CERN-PH-EP-2012-227; arXiv:1208.1948 [hep-ex].
- [4] The LHCb collaboration, LHCb-CONF-2010-013.
- [5] R. Aaij et al. (The LHCb collaboration), J. High Energy Phys. **06** (2012) 141.
- [6] B.I. Abelev et al. (The STAR collaboration), Phys. Rev. Lett. **105** (2010) 202301;
A. Mischke, Phys. Lett. **B671** (2009) 361.
- [7] J. Rademacker (The CDF collaboration), FERMILAB-CONF-07-634-E, Proceedings of Charm'07, Ithaca, NY, August 2007.
- [8] M. Cacciari, M. Greco and P. Nason, J. High Energy Phys. **05** (1998) 007;
M. Cacciari, S. Frixione and P. Nason, J. High Energy Phys. **03** (2001) 006.
- [9] B. A. Kniehl, G. Kramer, I. Schienbein and H. Spiesberger, Phys. Rev. **D71** (2005) 014018; Phys. Rev. Lett. **96** (2006) 012001; Phys. Rev. **D79** (2009) 094009.
- [10] R. Maciula, and A. Szczurek, Phys. Rev. **D87**, 094022 (2013).
- [11] M. Łuszczak, R. Maciula, and A. Szczurek, Phys. Rev. **D85**, 094034 (2012).
- [12] E. R. Cazaroto, V. P. Goncalves, and F. S. Navarra, Phys. Rev. **D88**, 034005 (2013).
- [13] R. Maciula, and A. Szczurek, Phys. Rev. **D87**, 074039 (2013).
- [14] S. P. Baranov, A. M. Snigirev, N. P. Zotov, A. Szczurek, and W. Schäfer, Phys. Rev. **D87**, 034035 (2013).
- [15] W. Schäfer, and A. Szczurek, Phys. Rev. **D85**, 094029 (2012).
- [16] M.A. Kimber, A.D. Martin and M.G. Ryskin, Phys. Rev. **D63** (2001) 114027.
- [17] J. Kwieciński, A.D. Martin and A.M. Staśto, Phys. Rev. **D56** (1997) 3991.
- [18] K. Kutak and A.M. Stasto, Eur. Phys. J. **C41** (2005) 343.
- [19] H. Jung, G.P. Salam, Eur. Phys. J. **C19** (2001) 351.
- [20] S. Catani, M. Ciafaloni and F. Hautmann, Nucl. Phys. **366** (1991) 135.
- [21] C. Peterson, D. Schlatter, I. Schmitt, P.M. Zerwas, Phys. Rev. **D27** (1983) 105.
- [22] E. Braaten et al., Phys. Rev. **D51** (1995) 4819.
- [23] M. Cacciari, P. Nason and R. Vogt, Phys. Rev. Lett. **95** (2005) 122001.
- [24] E. Lohrmann, arXiv:1112.3757 [hep-ex].
- [25] A. van Hameren, arXiv:1003.4953 [hep-ph].
- [26] A. van Hameren, R. Maciula and A. Szczurek, arXiv:1402.6972 [hep-ph].
- [27] J. R. Gaunt, J. High Energy Phys. **01**, 042 (2013).