

Sterile neutrinos help reconcile the observational results of primordial gravitational waves from Planck and BICEP2

Jing-Fei Zhang,¹ Yun-He Li,¹ and Xin Zhang^{1,2,*}

¹*Department of Physics, College of Sciences, Northeastern University, Shenyang 110004, China*

²*Center for High Energy Physics, Peking University, Beijing 100080, China*

We show that involving a sterile neutrino species in the Λ CDM+ r model can help relieve the tension about the tensor-to-scalar ratio r between the Planck temperature data and the BICEP2 B-mode polarization data. Such a model is called the Λ CDM+ $r+\nu_s$ model in this paper. Compared to the Λ CDM+ r model, there are two extra parameters, N_{eff} and $m_{\nu_s}^{\text{eff}}$, in the Λ CDM+ $r+\nu_s$ model. We show that in this model the tension between Planck and BICEP2 can be greatly relieved at the cost of the increase of n_s . However, comparing with the Λ CDM+ $r+dn_s/d\ln k$ model that can significantly reduce the tension between Planck and BICEP2 but also makes trouble to inflation due to the large running of the spectral index of order 10^{-2} produced, the Λ CDM+ $r+\nu_s$ model is much better for inflation. By including a sterile neutrino species in the standard cosmology, besides the tension with BICEP2, the other tensions of Planck with other astrophysical data, such as the H_0 direct measurement, the Sunyaev-Zeldovich cluster counts, and the galaxy shear data, can all be significantly relieved. So, this model seems to be an economical choice. Combining the Planck temperature data, the WMAP-9 polarization data, and the baryon acoustic oscillation data with all these astrophysical data (including BICEP2), we find that in the Λ CDM+ $r+\nu_s$ model $n_s = 0.999 \pm 0.011$, $r = 0.21^{+0.04}_{-0.05}$, $N_{\text{eff}} = 3.95 \pm 0.33$ and $m_{\nu_s}^{\text{eff}} = 0.51^{+0.12}_{-0.13}$ eV. Thus, our results prefer $\Delta N_{\text{eff}} > 0$ at the 2.7σ level and a nonzero mass of sterile neutrino at the 3.9σ level.

Detection of B-mode polarization of the cosmic microwave background (CMB) was recently reported by the BICEP2 (Background Imaging of Cosmic Extragalactic Polarization) Collaboration [1]. The detected B modes might originate from the primordial gravitational waves (PGWs) created by inflation during the very early moments of the universe. If the BICEP2's result is confirmed by upcoming experiments, the frontiers of physics will be pushed forward in an unprecedented way.

The BICEP2 Collaboration reported the fit result of the tensor-to-scalar ratio based on the lensed- Λ CDM+ r model, $r = 0.20^{+0.07}_{-0.05}$, from their observed B-mode power spectrum data, with $r = 0$ disfavored at the 7.0σ level [1]. Subtracting the best available estimate for foreground dust slightly changes the likelihood but still results in high significance of detection of r . However, the Planck Collaboration only reported a 95% confidence level (CL) upper limit for the tensor-to-scalar ratio, $r < 0.11$, from the fit to a combination of Planck, South Pole Telescope (SPT) and Atacama Cosmology Telescope (ACT) temperature data, plus the Wilkinson Microwave Anisotropy Probe (WMAP) 9-year polarization data [2]. (Note that hereafter we use highL to denote the SPT+ACT data, and use WP to denote the WMAP-9 polarization data.) Therefore, there is an apparent tension between Planck and BICEP2.

In order to reduce the tension, the BICEP2 Collaboration considered the case in which the running of the scalar spectral index, $dn_s/d\ln k$, is included. For the Planck+WP+highL data combination, when the running is allowed, the fit results are [2]: $dn_s/d\ln k = -0.022 \pm 0.010$ (68% CL) and $r < 0.26$ (95% CL), from which one can see that the tension between the previ-

ous TT measurements and the current B-mode measurements is relieved.

However, it is well known that the usual slow-roll inflation models cannot produce large running of the scalar spectral index; in these models $dn_s/d\ln k$ is typically of order 10^{-4} . In other words, the usual slow-roll inflation models cannot explain the large negative running of order 10^{-2} that is needed to reconcile the tension between Planck and BICEP2. A large running of the scalar spectral index is not good for inflation since the model must be contrived. Therefore, in order to reduce the tension, more possibilities should be explored.

In fact, it has also been known that several astrophysical observations are inconsistent with the Planck temperature data. For example, for the 6-parameter base Λ CDM model, from the Planck+WP+highL combination, it is found that the 68% CL fit result of the Hubble constant is $H_0 = (67.3 \pm 1.2) \text{ km s}^{-1} \text{ Mpc}^{-1}$ [2], which is in tension with the direct measurement of the Hubble constant, $H_0 = (73.8 \pm 2.4) \text{ km s}^{-1} \text{ Mpc}^{-1}$ [3], at the 2.4σ level. Also, from the Planck temperature data, it seems that the standard cosmology predicts more clusters of galaxies than astrophysical observations see. For the base Λ CDM model, the Planck+WP+highL data combination leads to $\sigma_8(\Omega_m/0.27)^{0.3} = 0.87 \pm 0.02$ [2], while the counts of rich clusters of galaxies from an analysis of a sample of Planck thermal Sunyaev-Zeldovich (tSZ) clusters give $\sigma_8(\Omega_m/0.27)^{0.3} = 0.78 \pm 0.01$ [4], thus there is a significant (4.0σ) discrepancy between them; the same data combination leads to $\sigma_8(\Omega_m/0.27)^{0.46} = 0.89 \pm 0.03$ [2], while the cosmic shear data of the weak lensing from the CFHTLenS survey give $\sigma_8(\Omega_m/0.27)^{0.46} = 0.774 \pm 0.040$ [5], thus there is a discrepancy at the 2.3σ level.

One possible interpretation for these tensions is that some sources of systematic errors in these astrophysical measurements are not completely understood. However, there is an alternative explanation that the base Λ CDM model is incorrect or should be extended.

Indeed, it is possible to alleviate the tensions between Planck and other astrophysical data by invoking new physics. For example, the Planck's tension with the Hubble constant measurement might hint that dark energy is not the cosmological constant [6]. In addition, recently, it was demonstrated [7–9] that the Planck's tensions with the H_0 measurement, the counts of rich clusters, and the cosmic shear measurements may hint the existence of sterile neutrinos. If a sterile neutrino species is added, then clumping would occur more slowly due to its free-streaming damping, producing fewer clusters. In other words, the sterile neutrinos can suppress the growth of structure, bringing the Planck data into better accordance with the counts of clusters. Meanwhile, the sterile neutrinos can increase the early-time Hubble expansion rate and so change the acoustic scale, leading the Planck fit result of H_0 into better agreement with the direct measurement.

Now that the sterile neutrinos can change the acoustic scale and the growth of structure, they may also impact on the constraints on the scalar spectral index n_s and the tensor-to-scalar ratio r . In this work, we will explore this possibility in detail. We will show that the sterile neutrinos can also help resolve the tension of r between Planck and BICEP2.

In the base Λ CDM model, there are three active neutrino species, and so the effective number of relativistic species, N_{eff} , is equal to 3.046 (due to non-instantaneous decoupling corrections) [10]. Also, a minimal-mass normal hierarchy for the neutrino masses is assumed, namely, only one massive eigenstate with $m_\nu = 0.06$ eV. In this paper, we consider a sterile neutrino model in which there exists one massive sterile neutrino in addition to the two massless and one massive active neutrinos in the Λ CDM+ r model, and the active neutrino mass is kept fixed at 0.06 eV. Since we add massive sterile neutrinos into the Λ CDM+ r model, the model considered in this paper is called Λ CDM+ r + ν_s model. Compared to the Λ CDM+ r model (with seven parameters), there are two extra parameters, N_{eff} and $m_{\nu, \text{sterile}}^{\text{eff}}$. In the case of a thermally-distributed sterile neutrino, the effective sterile neutrino mass $m_{\nu, \text{sterile}}^{\text{eff}}$ is related to the true mass via $m_{\nu, \text{sterile}}^{\text{eff}} = (T_s/T_\nu)^3 m_{\nu, \text{sterile}}^{\text{thermal}} = (\Delta N_{\text{eff}})^{3/4} m_{\nu, \text{sterile}}^{\text{thermal}}$, with $\Delta N_{\text{eff}} = (T_s/T_\nu)^4 = N_{\text{eff}} - 3.046$. In the Dodelson-Widrow case the relation is $m_{\nu, \text{sterile}}^{\text{eff}} = \chi_s m_{\nu, \text{sterile}}^{\text{DW}}$, with $\Delta N_{\text{eff}} = \chi_s$.

The possibility of the existence of light massive sterile neutrinos has been motivated to explain the anomalies of short baseline neutrino oscillation experiments, such as the accelerator (LSND [11] and MiniBooNE [12]), reac-

TABLE I: Fit results for the Λ CDM+ r and Λ CDM+ r + ν_s models. Best fit values with $\pm 1\sigma$ errors are presented, but for the parameters that cannot be well constrained, the 95% upper limits are given.

Model	Λ CDM+ r	Λ CDM+ $r+\nu_s$	
Data	CMB+BAO	CMB+BAO	All
$100\Omega_b h^2$	2.211 ± 0.024	2.250 ± 0.030	2.282 ± 0.028
$\Omega_c h^2$	0.1186 ± 0.0014	$0.1273^{+0.0054}_{-0.0061}$	$0.1271^{+0.0049}_{-0.0048}$
$10^4\theta_{\text{MC}}$	104.138 ± 0.055	$104.050^{+0.076}_{-0.075}$	104.050 ± 0.070
τ	0.091 ± 0.013	$0.097^{+0.014}_{-0.015}$	$0.107^{+0.014}_{-0.016}$
n_s	0.9632 ± 0.0053	$0.985^{+0.012}_{-0.014}$	0.999 ± 0.011
$r_{0.05}$	< 0.13	< 0.19	$0.191^{+0.036}_{-0.041}$
N_{eff}	...	$3.72^{+0.32}_{-0.40}$	3.95 ± 0.33
$m_{\nu, \text{sterile}}^{\text{eff}}$...	< 0.51	$0.51^{+0.12}_{-0.13}$
$\ln(10^{10} A_s)$	3.087 ± 0.025	$3.12^{+0.030}_{-0.034}$	$3.140^{+0.031}_{-0.035}$
$r_{0.002}$	< 0.12	< 0.20	$0.207^{+0.041}_{-0.052}$
Ω_Λ	0.6952 ± 0.0084	0.6956 ± 0.0093	$0.6952^{+0.0088}_{-0.0087}$
Ω_m	0.3076 ± 0.0084	0.3044 ± 0.0093	$0.3048^{+0.0087}_{-0.0088}$
σ_8	0.825 ± 0.011	$0.812^{+0.038}_{-0.029}$	0.759 ± 0.012
H_0	$67.80^{+0.64}_{-0.63}$	$70.8^{+1.7}_{-2.1}$	$71.5^{+1.4}_{-1.6}$
S_8^{sz}	0.857 ± 0.015	$0.842^{+0.038}_{-0.029}$	0.787 ± 0.009
S_8^{wl}	$0.876^{+0.019}_{-0.018}$	$0.858^{+0.038}_{-0.030}$	0.802 ± 0.010

tor [13] and Gallium [14] anomalies. It seems that the fully thermalized ($\Delta N_{\text{eff}} \approx 1$) sterile neutrinos with eV-scale mass are needed to explain these results [15–17]. Cosmological observations may provide independent evidence in searching for sterile neutrinos.

In the following we shall use the current data to constrain the Λ CDM+ r model and the Λ CDM+ r + ν_s model, and see how the sterile neutrino impacts on the constraint results of n_s and r , as well as other observables, and if the evidence of existence of sterile neutrino can be found in the cosmological data currently available.

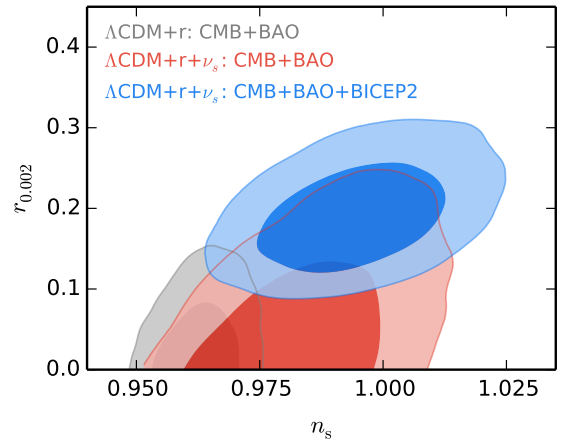


FIG. 1: Two-dimensional marginalized constraints (68% and 95% CL) on the scalar spectral index n_s and the tensor-to-scalar ratio $r_{0.002}$ for the Λ CDM+ r model and the Λ CDM+ r + ν_s model.

First, we use the CMB+BAO data combination to

constrain the models. For convenience, hereafter we use CMB to denote the Planck+WP. For the BAO data, we use the latest measurement of the cosmic distance scale from the Data Release 11 galaxy sample of the Baryon Oscillation Spectroscopic Survey (BOSS): $D_V(0.32)(r_{d,\text{fid}}/r_d) = (1264 \pm 25)$ Mpc and $D_V(0.57)(r_{d,\text{fid}}/r_d) = (2056 \pm 20)$ Mpc, with $r_{d,\text{fid}} = 149.28$ Mpc [18].

The constraint results in the n_s - $r_{0.002}$ plane are presented in Fig. 1. The grey contours are for the $\Lambda\text{CDM}+r$ model and the red contours are for the $\Lambda\text{CDM}+r+\nu_s$ model. It is clear that in the $\Lambda\text{CDM}+r+\nu_s$ model the 95% CL limit on r is greatly relaxed, i.e., $r < 0.20$, but meanwhile the range of n_s is also significantly enlarged and shifted towards the right. So we conclude that in the $\Lambda\text{CDM}+r+\nu_s$ model the tension between Planck and BICEP2 can be greatly relieved at the cost of the increase of n_s . Detailed fit results for the $\Lambda\text{CDM}+r$ and $\Lambda\text{CDM}+r+\nu_s$ models from CMB+BAO can be found in Table I. Note that in our calculations the pivot scale is taken at $k_0 = 0.05$ Mpc $^{-1}$, but in this paper r always refers to $r_{0.002}$ (note that the fit values of $r_{0.05}$ are also given in Table I). Combining CMB+BAO and BICEP2 data gives $n_s = 0.994^{+0.012}_{-0.013}$ and $r = 0.19^{+0.04}_{-0.05}$ (95% CL). The two-dimensional marginalized posterior distribution between n_s and r in this case is given by the blue contours in Fig. 1. Note also that in our calculations with the B-mode data of BICEP2, the consistency relation for slow-roll inflation, $n_t = -r/8$, is assumed. With only the CMB+BAO data, however, $m_{\nu,\text{sterile}}^{\text{eff}}$ cannot be tightly constrained, but only upper bound is given, $m_{\nu,\text{sterile}}^{\text{eff}} < 0.51$ eV. In order to precisely determine N_{eff} and $m_{\nu,\text{sterile}}^{\text{eff}}$, as analyzed in Refs. [7–9], other astrophysical data, such as H_0 measurement, SZ cluster data and lensing data, should be considered.

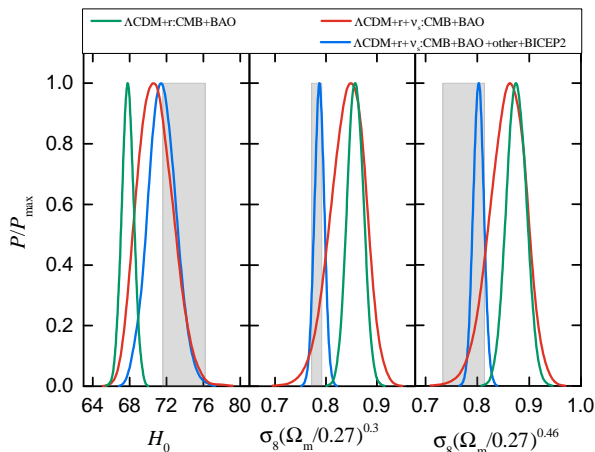


FIG. 2: One-dimensional posterior distributions for H_0 , $\sigma_8(\Omega_m/0.27)^{0.3}$, and $\sigma_8(\Omega_m/0.27)^{0.46}$ in the $\Lambda\text{CDM}+r$ and $\Lambda\text{CDM}+r+\nu_s$ models. Comparisons with the observational results are made.

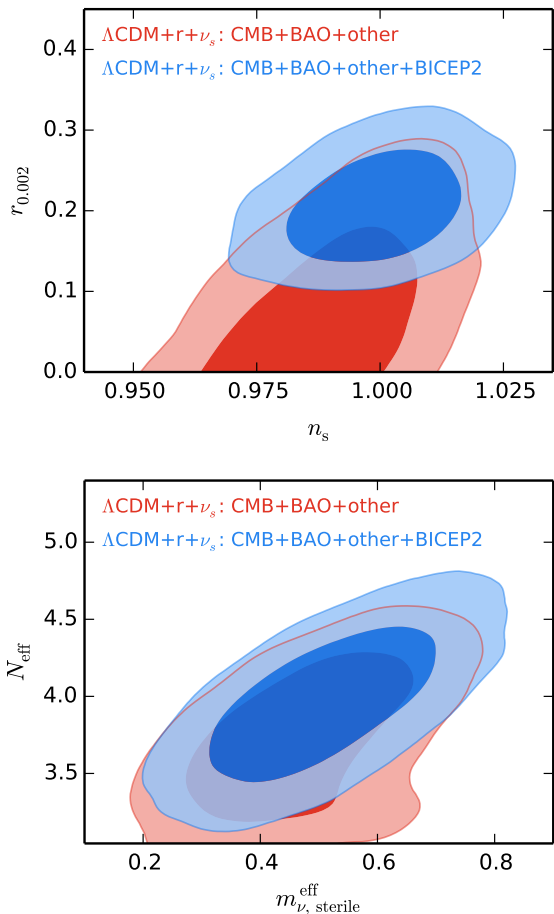


FIG. 3: Two-dimensional joint, marginalized constraints (68% and 95% CL) on the $\Lambda\text{CDM}+r+\nu_s$ model in the n_s - $r_{0.002}$ plane (upper) and in the $m_{\nu,\text{sterile}}^{\text{eff}}$ - N_{eff} plane (lower).

Next, we consider these astrophysical data. For the H_0 direct measurement, we use the HST result $H_0 = (73.8 \pm 2.4)$ km s $^{-1}$ Mpc $^{-1}$ [3]. For the SZ cluster counts, we use the Planck result $\sigma_8(\Omega_m/0.27)^{0.3} = 0.78 \pm 0.01$ [4]. For the lensing data, we use both the CMB lensing data $C_\ell^{\phi\phi}$ from Planck [19] and the galaxy lensing result $\sigma_8(\Omega_m/0.27)^{0.46} = 0.774 \pm 0.040$ from CFHTLenS [5]. We shall first test the data consistency in the $\Lambda\text{CDM}+r+\nu_s$ model, i.e., if the tensions between Planck and H_0 , SZ cluster counts, and galaxy shear can be alleviated at the same time in the $\Lambda\text{CDM}+r+\nu_s$ model so that the combination of these data sets is appropriate.

The one-dimensional posterior distributions for H_0 , $\sigma_8(\Omega_m/0.27)^{0.3}$, and $\sigma_8(\Omega_m/0.27)^{0.46}$ in the $\Lambda\text{CDM}+r$ model and the $\Lambda\text{CDM}+r+\nu_s$ model are shown in Fig. 2, where the green curves are for the $\Lambda\text{CDM}+r$ model constrained by CMB+BAO, and the red and blue curves are for the $\Lambda\text{CDM}+r+\nu_s$ model constrained by CMB+BAO and CMB+BAO+other+BICEP2, respectively. Here, for convenience, we use “other” to denote H_0 +Lensing+SZ. The observational results of H_0 , SZ

cluster counts, and galaxy shear are shown as the grey bands in this figure. Comparing the green curves with the red curves, we find that the tensions of Planck with all these three astrophysical observations are evidently alleviated. The fit results of H_0 , $\sigma_8(\Omega_m/0.27)^{0.3}$ and $\sigma_8(\Omega_m/0.27)^{0.46}$ for the three cases are given in Table I (the last three rows), where the abbreviations S_8^{sz} and S_8^{wl} are used to denote $\sigma_8(\Omega_m/0.27)^{0.3}$ and $\sigma_8(\Omega_m/0.27)^{0.46}$, respectively. Under the constraints from CMB+BAO, considering the sterile neutrino improves the tension with H_0 from 2.4σ to 1.0σ , the tension with SZ cluster counts from 4.3σ to 2.0σ , and the tension with cosmic shear from 2.3σ to 1.7σ , respectively. Thus, we find that the sterile neutrino not only can reconcile the r results from Planck and BICEP2, but also can simultaneously relieve almost all the tensions between Planck and other observations. Of course, residual tensions still exist, but this is rather natural because these astrophysical measurements are sure to have some unknown systematic errors.

The constraint results in the n_s - $r_{0.002}$ and $m_{\nu,sterile}^{eff}$ - N_{eff} planes are shown in Fig. 3. In this figure, the red contours are for the CMB+BAO+other data combination, and the blue contours are for the CMB+BAO+other+BICEP2 data combination. We can see that in this case the r tension between Planck and BICEP2 is further reduced, and the parameters N_{eff} and $m_{\nu,sterile}^{eff}$ can be tightly constrained. We find that for the Λ CDM+ r + ν_s model, the CMB+BAO+other data combination gives $n_s = 0.991^{+0.015}_{-0.013}$, $r < 0.23$ (95% CL), $N_{eff} = 3.75^{+0.34}_{-0.37}$ and $m_{\nu,sterile}^{eff} = 0.48^{+0.11}_{-0.13}$ eV, and including the BICEP2 data modifies the constraint results to $n_s = 0.999 \pm 0.011$, $r = 0.21^{+0.04}_{-0.05}$, $N_{eff} = 3.95 \pm 0.33$ and $m_{\nu,sterile}^{eff} = 0.51^{+0.12}_{-0.13}$ eV. We find that in the tightest constraints from the CMB+BAO+other+BICEP2 combination, $\Delta N_{eff} > 0$ is at the 2.7σ level and $m_{\nu,sterile}^{eff} > 0$ is at the 3.9σ level. Our best-fit results, $\Delta N_{eff} \approx 1$ and $m_{sterile}^{thermal} \approx m_{\nu,sterile}^{eff} \approx 0.5$ eV, indicate a fully thermalized sterile neutrino with sub-eV mass. However, the short baseline neutrino oscillation experiments prefer the mass of sterile neutrino at around 1 eV. The tension on the mass may deserve further investigations. (For tension between short-baseline experiments and cosmology, see also Ref. [20].) It should also be pointed out that in the previous studies [7–9] in which the Λ CDM+ ν_s model is considered, $\Delta N_{eff} < 1$ is preferred, but in this work we show that once the Λ CDM+ r + ν_s model is considered, the full thermalization result ($\Delta N_{eff} = 1$) compatible with the neutrino oscillation experiments can be obtained.

Now that the PGWs have already been discovered and the tensor-to-scalar ratio r is found to be surprisingly large, around 0.2, the standard cosmology should at least be extended to the Λ CDM+ r model. However, in this model the Planck temperature data are in strong tension with the BICEP2 B-mode data. Considering the

Λ CDM+ r + $dn_s/d\ln k$ model can significantly reduce the tension between Planck and BICEP2, but also leads the inflation theory to be in a tough situation since a large running scalar spectral index of order 10^{-2} challenges the design of inflation models. So, perhaps one should explore other possibilities to reduce the tension. See, e.g., Refs. [21–24], for some efforts in this aspect. In this paper we proposed to consider the massive sterile neutrino in the model, i.e., the Λ CDM+ r + ν_s model, in which two extra parameters, N_{eff} and $m_{\nu,sterile}^{eff}$, are introduced.

The inclusion of N_{eff} changes the early-time Hubble expansion rate and thus changes the acoustic scale, leading to the change of the determination of H_0 . Actually, N_{eff} is positively correlated with H_0 . Also, change of the acoustic scale leads to change of the determination of early-time parameters such as n_s . In fact, N_{eff} is also positively correlated with n_s . Increase of N_{eff} leads to increase of n_s , and thus the scalar powers on the large scales are suppressed, leaving sufficient room for the contribution from the tensor powers. Meanwhile, the increase of neutrino mass leads to the increase of the free-streaming damping, and so the growth of structure is suppressed, producing fewer clusters. Therefore, the inclusion of both N_{eff} and $m_{\nu,sterile}^{eff}$ can simultaneously relieve all the tensions of Planck with other astrophysical observations. We have also found from our analysis $\Delta N_{eff} > 0$ at the 2.7σ level and a nonzero mass of sterile neutrino at the 3.9σ level. Detailed investigation on the implications of our results to inflation is the next step.

We acknowledge the use of CosmoMC. This work was supported by the National Natural Science Foundation of China (Grant No. 11175042) and the National Ministry of Education of China (Grant No. N120505003).

* Electronic address: zhangxin@mail.neu.edu.cn

- [1] P. A. R. Ade *et al.* [BICEP2 Collaboration], Phys. Rev. Lett. **112**, 241101 (2014).
- [2] P. A. R. Ade *et al.* [Planck Collaboration], arXiv:1303.5076.
- [3] A. G. Riess, L. Macri, S. Casertano, H. Lampeitl, H. C. Ferguson, A. V. Filippenko, S. W. Jha and W. Li *et al.*, Astrophys. J. **730**, 119 (2011).
- [4] P. A. R. Ade *et al.* [Planck Collaboration], arXiv:1303.5080 [astro-ph.CO].
- [5] J. Benjamin, L. Van Waerbeke, C. Heymans, M. Kilbinger, T. Erben, H. Hildebrandt, H. Hoekstra and T. D. Kitching *et al.*, arXiv:1212.3327 [astro-ph.CO].
- [6] M. Li, X. -D. Li, Y. -Z. Ma, X. Zhang and Z. Zhang, JCAP **1309**, 021 (2013).
- [7] J. Hamann and J. Hasenkamp, JCAP **1310**, 044 (2013).
- [8] M. Wyman, D. H. Rudd, R. A. Vanderveld and W. Hu, Phys. Rev. Lett. **112**, 051302 (2014).
- [9] R. A. Battye and A. Moss, Phys. Rev. Lett. **112**, 051303 (2014).
- [10] G. Mangano, G. Miele, S. Pastor, T. Pinto, O. Pisanti and P. D. Serpico, Nucl. Phys. B **729**, 221 (2005).

- [11] A. Aguilar-Arevalo *et al.* [LSND Collaboration], Phys. Rev. D **64**, 112007 (2001).
- [12] A. A. Aguilar-Arevalo *et al.* [MiniBooNE Collaboration], Phys. Rev. Lett. **110**, 161801 (2013).
- [13] G. Mention, M. Fechner, T. Lasserre, T. A. Mueller, D. Lhuillier, M. Cribier and A. Letourneau, Phys. Rev. D **83**, 073006 (2011).
- [14] C. Giunti, M. Laveder, Y. F. Li and H. W. Long, Phys. Rev. D **87**, 013004 (2013).
- [15] S. Hannestad, I. Tamborra and T. Tram, JCAP **1207**, 025 (2012).
- [16] K. N. Abazajian, M. A. Acero, S. K. Agarwalla, A. A. Aguilar-Arevalo, C. H. Albright, S. Antusch, C. A. Argüelles and A. B. Balantekin *et al.*, arXiv:1204.5379 [hep-ph].
- [17] J. M. Conrad, W. C. Louis and M. H. Shaevitz, Ann. Rev. Nucl. Part. Sci. **63**, 45 (2013).
- [18] L. Anderson *et al.* [BOSS Collaboration], arXiv:1312.4877 [astro-ph.CO].
- [19] P. A. R. Ade *et al.* [Planck Collaboration], arXiv:1303.5077 [astro-ph.CO].
- [20] A. Mirizzi, G. Mangano, N. Saviano, E. Borriello, C. Giunti, G. Miele and O. Pisanti, Phys. Lett. B **726**, 8 (2013).
- [21] C. R. Contaldi, M. Peloso and L. Sorbo, arXiv:1403.4596 [astro-ph.CO].
- [22] V. c. Miranda, W. Hu and P. Adshead, arXiv:1403.5231 [astro-ph.CO].
- [23] K. N. Abazajian, G. Aslanyan, R. Easther and L. C. Price, arXiv:1403.5922 [astro-ph.CO].
- [24] M. Kawasaki and S. Yokoyama, arXiv:1403.5823 [astro-ph.CO].