

Can primordial magnetic fields be the origin of the BICEP2 data?

Camille Bonvin¹, Ruth Durrer² and Roy Maartens^{3,4}

¹*Kavli Institute for Cosmology Cambridge and Institute of Astronomy,
Madingley Road, Cambridge CB3 0HA, U.K., and
DAMTP, Centre for Mathematical Sciences,
Wilberforce Road, Cambridge CB3 0WA, U.K.*

²*Université de Genève,
Département de Physique Théorique and CAP,
24 quai Ernest-Ansermet, CH-1211 Genève, Switzerland*

³*Physics Department, University of the Western Cape,
Cape Town 7535, South Africa*

⁴*Institute of Cosmology & Gravitation,
University of Portsmouth, Portsmouth PO1 3FX, U.K.*

(Dated: December 3, 2024)

If the B-mode signal in CMB polarization seen by the BICEP2 experiment is confirmed, it has dramatic implications for models of inflation. The result is also in tension with Planck limits on standard inflationary models. It is therefore important to investigate whether this signal can arise from alternative sources. If so, this could lessen the pressure on inflationary models and the tension with Planck data. We investigate whether vector and tensor modes from primordial magnetic fields can explain the signal. We find that in principle, magnetic fields generated during inflation can indeed produce the required B-mode, for a suitable range of energy scales of inflation. In this case, the primordial gravitational wave amplitude is negligible, so that there is no tension with Planck and no problems posed for current inflationary models. However, the simplest magnetic model is ruled out by Planck limits on non-Gaussianity in the trispectrum. It may be possible to fine-tune the magnetogenesis model so that this non-Gaussianity is suppressed. Alternatively, a weaker magnetic field can pass the non-Gaussianity constraints and allow the primordial tensor mode to be reduced to $r \simeq 0.1$, thus removing the tension with Planck data and alleviating the problems with simple inflationary models.

PACS numbers: 98.80.-k, 95.36.+x, 98.80.Es

INTRODUCTION

Gravitational waves which can be observed in the polarization pattern of the cosmic microwave background (CMB) are often called the ‘holy grail’ of inflation. Recently their experimental detection has been announced by the BICEP2 collaboration [1].

This result, if confirmed by subsequent experiments, will be among the most important in cosmology since the discovery of the CMB. The reported tensor to scalar ratio of $r \simeq 0.2$ is very high. Such a high r would allow for a detailed study of the primordial tensor spectrum. It would also imply an inflationary energy scale of $\simeq 1.4 \times 10^{16}$ GeV, about 12 orders of magnitude above the highest energies reached by the LHC (Large Hadron Collider) at CERN. Furthermore, within the scenario of inflation, these gravitational waves are produced by the amplification of quantum fluctuations of the gravitational field itself. The result would therefore be evidence that the metric is a quantum field, i.e. our first observational indication of quantum gravity, even if only at the linear level.

The significance of this result demands rigorous scrutiny at the experimental level, extending the excellent work of the BICEP2 collaboration. For simple in-

flationary models, the result is in tension with Planck data [2], which require $r \lesssim 0.1$. While experimental scrutiny proceeds, we require also a rigorous scrutiny at the theoretical level. One line of investigation is to revisit the simple inflationary models (see e.g. [3]). Here we tackle another question – are there alternative explanations of the signal?

One of the first ideas that comes to mind is: could this signal arise from vector modes in the gravitational field which are not generated during inflation, but later in the evolution of the Universe by some inhomogeneous source? Vector modes are a potentially ideal source for B-polarization in the CMB, since their transfer function to B-modes is nearly 10 times larger than the one from tensor modes (see, e.g. [4], Fig. 5.7). Topological defects provide a potential origin of vector modes. The possible contribution from defects to the BICEP2 signal has been investigated by [5] and it is found that defects cannot generate the observed signal, but a small contribution from defects can alleviate the tension with the Planck results.

Here we investigate another possibility, primordial magnetic fields. Magnetic fields which are generated causally after inflation have blue spectra, $n_B = 2$, and cannot leave an observable imprint in the CMB [6]. How-

ever, magnetic fields can also be generated during inflation by couplings of the electromagnetic field to the inflaton or to the metric [7]. In this case, they can have an arbitrary spectrum with $n_B > -3$, where $n_B \simeq -3$ is scale invariant. The imprint of such magnetic fields in the CMB has been studied extensively; see e.g. [8] and references therein. It has been found that all modes (scalar, vector and tensor) contribute with similar amplitudes to the CMB temperature anisotropies and to the E-polarization, but the B-polarization of the compensated mode is dominated by the vector mode [9].

We show below that the combination of compensated and passive modes from a magnetic field alone can reproduce very well the BICEP2 result without invoking primordial tensor modes (i.e. taking r to be negligible). However, if we require that the initial magnetic field be Gaussian, then limits on non-Gaussianity rule out a pure magnetic field solution. On the other hand, the inclusion of a weaker magnetic field, consistent with non-Gaussianity bounds, can reduce the required inflationary tensor contribution to $r \simeq 0.1$, thus removing the present tension with temperature data from Planck.

MAGNETIC MODES AND B-POLARIZATION

We consider a magnetic field generated during inflation, which is nearly scale-invariant $n_B = -2.9$. Such a field produces both ‘compensated’ and ‘passive’ modes. The first type is an isocurvature mode, compensated by free-streaming neutrinos after they decouple, and it is sourced until late times. The passive mode, which is adiabatic, is no longer sourced after neutrino decoupling, and its amplitude depends logarithmically on the scale of generation [9, 10]. The inflationary and magnetic passive modes in general have a higher amplitude than the magnetic compensated mode. A third ‘acausal’ (inflationary) mode discovered in [11] is always scale-invariant and, for $n_B = -2.9$, has the same characteristics as the passive mode. We therefore do not discuss it separately in the following – it can simply be added to the passive mode, enhancing the pre-factor F in eq. (2).

The passive magnetic mode mimics an inflationary spectrum with scalar spectral index $n_S = 2n_B + 7$ and tensor index $n_T = 2n_B + 6$. It can only be distinguished from an inflationary spectrum via higher order correlators (bi- and trispectrum). We can characterize the passive mode by its curvature perturbation,

$$P_{\zeta_B}(k) = A_p(k/k_*)^{2n_B+6}, \quad (1)$$

$$A_p = 1.87 \times 10^{-13} \frac{(0.05)^{2n_B+6}}{\Gamma^2(n_B/2 + 3/2)} F \left[\frac{B_1}{1 \text{ nG}} \right]^4, \quad (2)$$

$$F = [\log(T_*/T_\nu) + 1/2]^2, \quad (3)$$

and the compensated mode by the density fluctuation

which it induces:

$$P_{\delta_B} = A_c(k/k_*)^{2n_B+6}, \quad (4)$$

$$A_c = 1.71 \times 10^{-13} \frac{(0.05)^{2n_B+6}}{\Gamma^2(n_B/2 + 3/2)} \left[\frac{B_1}{1 \text{ nG}} \right]^4, \quad (5)$$

where T_* is the energy scale at which the field started to evolve freely in the radiation dominated era, e.g. after reheating, and $T_\nu \simeq \text{MeV}$ is the scale of neutrino decoupling. More details are found in [9, 10].

We consider three magnetic cases:

$$(M1) \quad B_1 = 1.83 \text{ nG}, \quad T_* = 10^{14} \text{ GeV}, \quad (6)$$

$$(M2) \quad B_1 = 3.04 \text{ nG}, \quad T_* = 10^3 \text{ GeV}, \quad (7)$$

$$(M3) \quad B_1 = 5.5 \text{ nG}, \quad T_* = 57 \text{ MeV}. \quad (8)$$

Here B_1 is the amplitude of the magnetic field today at the scale 1 Mpc. The case (M3) has been included as illustration with a large contribution from the compensated mode, and has a non-realistic value of T_* .

In Fig. 1 we compare the temperature spectra from inflation and from a magnetic field (calculated with the modified CAMB code of [9]). The magnetic modes make a negligible contribution and are therefore not constrained by the observed TT spectrum.

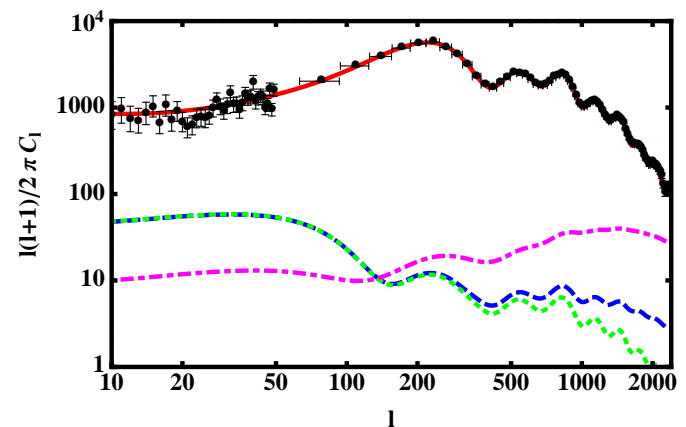


FIG. 1: Temperature angular auto-correlation spectra: from inflation (red) and from magnetic modes, in case (M1) (green, short-dashed), (M2) (blue, long-dashed) and (M3) (magenta, dot-dashed). Data points are from Planck.

Figure 2 shows a fit to the BICEP2 and POLARBEAR data [12] from inflationary tensors and from pure magnetic field B-modes. It is interesting that magnetic fields with $n_B > -3$, which is required in order to evade an infrared divergence, automatically lead to a blue tensor spectrum which seems to be favored by the data. The value of $n_B = -2.9$ adopted here yields $n_T = 0.2$. In all three cases, the dominant contributions to the magnetic field B-modes are from the passive tensor mode and the compensated vector mode. A large value of T_* (M1)

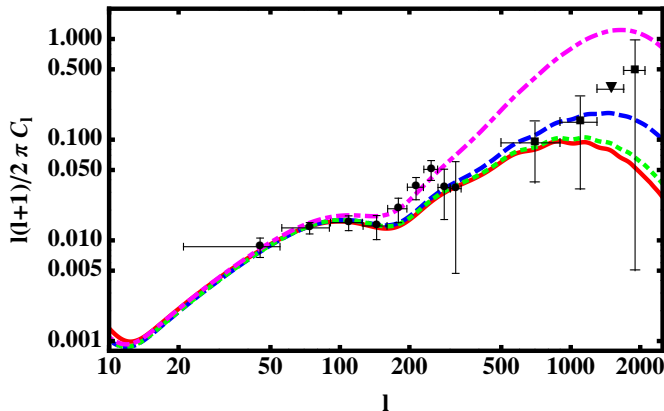


FIG. 2: The B-mode polarization spectrum, i.e. the sum of the scalar lensing B-mode with (a) the inflationary tensor mode with $r = 0.2$ (red, solid), and (b) the magnetic modes in cases (M1), (M2) and (M3) (as in Fig. 1). Data points are from BICEP2 (circles) and POLARBEAR (squares).

amplifies the passive tensor mode with respect to the vector mode so that the magnetic contribution is essentially indistinguishable from the inflationary prediction at all multipoles. On the other hand, for smaller values of T_* (M2 and especially M3), the contribution from the vector mode is enhanced, leading to an increase of the signal at large multipoles. The plots show that magnetic fields (M1) and (M2) can mimic the $r \simeq 0.2$ inflationary prediction very well and are also compatible with the POLARBEAR data at sub-degree scales.

In principle, the BICEP2 data can be explained via magnetic fields, with inflation producing negligible tensor modes and thus avoiding tension with Planck and problems for inflationary model-building.

CONSTRAINTS FROM NON-GAUSSIANITY

If the magnetic field distribution is Gaussian, its energy momentum tensor is the square of a Gaussian and its non-Gaussianity is mainly of the local type. The Planck constraints [13] on the bispectrum then imply $B_1 \lesssim 2 - 3 \text{ nG}$ [14]. The amplitude B_1 (or the pre-factor F) needed to reproduce the B-polarization observed by BICEP2 is just small enough not to spoil the bispectrum constraint from Planck. On the other hand, stronger constraints have recently been shown to arise from the trispectrum [15]. In particular, the passive scalar mode leads to the strongest constraint: $B_1 \lesssim 0.9 \text{ nG}$ for $n_B = -2.8$ and $T_* = 10^{14} \text{ GeV}$, which corresponds to $B_1 \lesssim 1.2 \text{ nG}$ for $n_B = -2.9$ (see eq. (48) in [15]). The amplitude of the magnetic field needed to reproduce the BICEP2 data generates therefore too large a trispectrum in the CMB, if one assumes that the magnetic field itself is Gaussian (the above constraints assume Gaussianity of

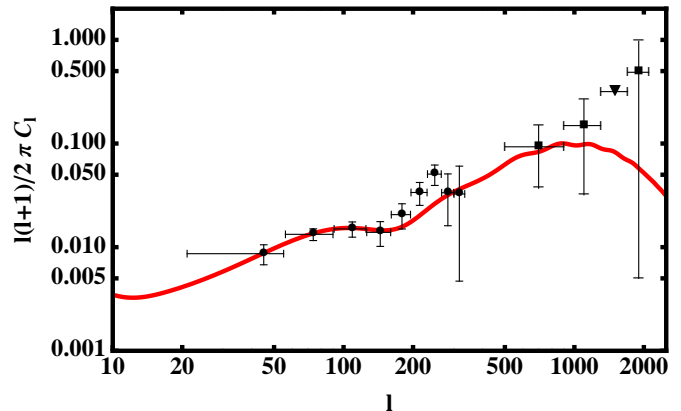


FIG. 3: The B-mode from lensed scalars plus a primordial tensor spectrum with $r = 0.11$, a magnetic field with $n_B = -2.9$ and $B_1 = 1.2 \text{ nG}$, and a dust contribution of $0.0025 (\mu\text{K})^2$. The sum of the primordial and the magnetic contribution reproduce effectively the $r = 0.16$ cited in [1] after dust removal.

the magnetic field) [19].

To evade the constraint $B_1 \lesssim 1.2 \text{ nG}$, we could try to build inflationary magnetogenesis models with non-Gaussian magnetic fields whose trispectra are suppressed with respect to the Gaussian case. However, this seems to be an artificial and unnatural alternative to the high- r inflationary tensor modes. Instead, we can use a reduced contribution from magnetic fields that is consistent with non-Gaussianity bounds. This will take some pressure off the inflationary tensor modes, reducing the r value needed to match the data. In Fig. 3 we give an example to show that $r \sim 0.1$ can be achieved by adding magnetic fields whose bi- and trispectra are consistent with current bounds and including a small amount of dust, $[\ell(\ell+1)C_\ell^{BB}/2\pi]_{\text{dust}} \simeq 0.0025 (\mu\text{K})^2$.

CONCLUSIONS

B-modes from magnetic fields can reproduce the BICEP2 results with no contribution from inflationary gravitational waves, i.e. with $r \simeq 0$. This requires, however, that the fields are generated during inflation with non-Gaussian statistics, in such a way that their energy-momentum tensor is nearly Gaussian. As far as we are aware, no specific mechanism to produce such fields has been proposed in the literature so far.

If Gaussian magnetic fields are generated during inflation, then the non-Gaussianity induced by the fields that are required to replace the $r \simeq 0.2$ tensor mode, violates the trispectrum limits from Planck [15].

Nevertheless, a reduced magnetic contribution together with a small amount of dust can bring the required tensor amplitude down to $r \simeq 0.1$. This mitigates

the tension with Planck bounds [2], which require a relatively strong negative running of the scalar spectrum if $r \simeq 0.2$.

Finally, we note that there is a strong-coupling problem of magnetogenesis. If a magnetic field is generated during inflation by a term $\mathcal{L} \supset f^2(\phi)F_{\mu\nu}F^{\mu\nu}$ in the Lagrangian, the ‘running’ of f during inflation, which is needed for a nearly scale-invariant spectrum, requires that the coupling of the electromagnetic field to the electron $\propto e/f(\phi)$ has been strong during most of the inflationary epoch and perturbation theory cannot be trusted [16]. This can be alleviated by postulating a very low inflationary scale, or a very blue magnetic field spectrum [17]. It has been shown [18] that for an inflationary scale $\sim 10^{16}$ GeV, f is so severely constrained that only fields with $B_1 \lesssim 10^{-30}$ G can be generated. However, there are also other ways to evade the strong-coupling problem, for example breaking gauge-invariance during inflation [11] or choosing different couplings to the electromagnetic field.

Taking these caveats into account, we believe it is fair to say that in principle, the observed B-mode signal could be due to inflationary magnetic fields. However, even though contrary to defects [5], B-modes from magnetic fields have the right shape, the simplest models cannot work mainly because they generate Gaussian magnetic fields which lead to non-Gaussian CMB anisotropies on a level that is excluded by present bounds. On the other hand, a weaker magnetic field compatible with non-Gaussianity constraints can reproduce the observed B-mode, while reducing the primordial signal to $r \simeq 0.1$, thus removing the tension with Planck data.

Acknowledgements: It is a pleasure to thank Kandaswamy Subramanian for discussions and Richard Shaw for his help with the modified CAMB code. We also thank Brian G. Keating for calling to our attention the POLARBEAR data. CB is supported by King’s College Cambridge. RD acknowledges support from the Swiss National Science Foundation. RM is supported by the South Africa Square Kilometre Array Project, the South African National Research Foundation and the UK Science & Technology Facilities Council (grant ST/K0090X/1).

-
- [1] P. A. R. Ade *et al.* [BICEP2 Collaboration], [arXiv:1403.3985];
P. A. R. Ade *et al.* [BICEP2 Collaboration], [arXiv:1403.4302].
 - [2] P. A. R. Ade *et al.* [Planck Collaboration], [arXiv:1303.5076].
 - [3] C. T. Byrnes, M. Cort s and A. R. Liddle, [arXiv:1403.459];
C. R. Contaldi, M. Peloso and L. Sorbo,

- [arXiv:1403.4596];
A. Kehagias and A. Riotto, [arXiv:1403.4811];
V. Miranda, W. Hu and P. Adshead, [arXiv:1403.5231];
K. Freese and W. H. Kinney, [arXiv:1403.5277];
S. Choudhury and A. Mazumdar, [arXiv:1403.5549].
- [4] R. Durrer, *The Cosmic Microwave Background*, Cambridge University Press (2008).
- [5] J. Lizarraga, J. Urrestilla, D. Daverio, M. Hindmarsh, M. Kunz and A. R. Liddle, [arXiv:1403.4924];
A. Moss and L. Pogosian, [arXiv:1403.6105].
- [6] R. Durrer and C. Caprini, JCAP **11**, 010 (2003) [arXiv:astro-ph/0304556].
- [7] M. S. Turner and L. M. Widrow, Phys. Rev. **D37**, 2743 (1988);
B. Ratra, Astrophys. J. **391**, L1 (1992);
K. Subramanian, Astron. Nachr. **331**, 110 (2010) [arXiv:0911.4771].
- [8] R. Durrer, P. Ferreira and T. Kahniashvili, Phys. Rev. **D61**, 043001 (2000) [arXiv:astro-ph/9911040];
A. Mack, T. Kahniashvili and A. Kosowsky, Phys. Rev. **D65**, 123004 (2002) [astro-ph/0105504];
A. Lewis, Phys. Rev. **D70**, 043,011 (2004) [arXiv:astro-ph/0406096];
M. Giovannini and K. E. Kunze, Phys. Rev. **D77**, 061301 (2008) [arXiv:0712.1977];
R. Durrer and A. Neronov, Astron. Astrophys. Rev. **21**, 62 (2013) [arXiv:1303.7121].
- [9] J. R. Shaw and A. Lewis, Phys. Rev. D **81**, 043517 (2010) [arXiv:0911.2714];
J. R. Shaw and A. Lewis, Phys. Rev. D **86**, 043510 (2012) [arXiv:1006.4242].
- [10] C. Bonvin and C. Caprini, JCAP **05**, 022 (2010) [arXiv:1004.1405].
- [11] C. Bonvin, C. Caprini and R. Durrer, Phys. Rev. D **86**, 023519 (2012) [arXiv:1112.3901];
C. Bonvin, C. Caprini and R. Durrer, Phys. Rev. **D88**, 083515 (2013) [arXiv:1308.3348].
- [12] P. A. R. Ade *et al.* [POLARBEAR Collaboration], [arXiv:1403.2369].
- [13] P. A. R. Ade *et al.* [Planck Collaboration], [arXiv:1303.5084].
- [14] T. R. Seshadri and K. Subramanian, Phys. Rev. Lett. **103**, 081303 (2009) [arXiv:0902.4066];
C. Caprini, F. Finelli, D. Paoletti and A. Riotto, JCAP **0906**, 021 (2009) [arXiv:0903.1420];
P. Trivedi, K. Subramanian, and T. R. Seshadri (2010) [arXiv:1009.2724];
M. Shiraishi, D. Nitta, S. Yokoyama, K. Ichiki and K. Takahashi, Phys. Rev. **D83**, 123003 (2011) [arXiv:1103.4103];
P. Trivedi, T. R. Seshadri and K. Subramanian, Phys. Rev. Lett. **108**, 231301 (2012) [arXiv:1111.0744];
M. Shiraishi and T. Sekiguchi, arXiv:1304.7277.
- [15] P. Trivedi, K. Subramanian and T. R. Seshadri, Phys. Rev. **B89**, 043523 (2014) [arXiv:1312.5308].
- [16] V. Demozzi, V. Mukhanov and H. Rubinstein, JCAP **08**, 025 (2009) [arXiv:0907.1030].
- [17] R. J. Z. Ferreira, R. K. Jain and M. S. Sloth, JCAP **10**, 004 (2013) [arXiv:1305.7151].
- [18] R. J. Z. Ferreira, R. K. Jain and M. S. Sloth, arXiv:1403.5516.
- [19] Note that the constraint $B_1 \lesssim 0.05$ nG coming from the trispectrum of the acausal magnetic mode [15], is not

in disagreement with our result. The contribution of the acausal magnetic mode to both the B-polarization and the trispectrum is sensitive to the combination $B_1^4 F$. As shown in [11], F is very large for the acausal mode, $F^{\text{acaus}} \sim 10^5 F$, meaning that a correspondingly smaller B_1 is sufficient to fit the BICEP2 data: $B_1^{\text{acaus}} \sim 0.06 B_1$. Our result therefore still holds if we include the acausal magnetic mode: the particular values of F and B_1 will be different but the effect on the B-polarization (and on

the trispectrum) will remain the same. Note however that one difference arises: since the amplitude B_1^{acaus} needed to fit the BICEP2 data is strongly reduced, the effect of the compensated mode (which depends *only* on B_1 and not on the combination $B_1^4 F$) becomes completely negligible, and of course the constraint on B_1 becomes much stronger as discussed in [15].