

# Cosmic rays around $10^{18}$ eV : implications of contemporary measurements on the origin of the ankle feature

Olivier Deligny

IPN Orsay, 15 Rue Clemenceau  
91406 Orsay CEDEX, France

Received \*\*\*\*; accepted after revision +++++

---

## Abstract

The impressive power-law decay of the energy spectrum of cosmic rays over more than thirty orders of magnitude in intensity and for energies ranging over eleven decades between  $\simeq 10^9$  eV and  $\simeq 10^{20}$  eV is actually dotted with small irregularities. These irregularities are highly valuable for uncovering and understanding the modes of production and propagation of cosmic rays. They manifest themselves through changes in the spectral index characterising the observed power laws. One of these irregularities, known as the *ankle*, is subject to conflicting interpretations for many years. If contemporary observations characterising it have shed new lights, they are still far from being able to deliver all the story. The purpose of this contribution is to give an overview of the physics of cosmic rays in the energy range where the transition between Galactic and extragalactic cosmic rays is expected to occur, and to deliver several lines of thought about the origin of the ankle.

## Résumé

**Rayons cosmiques autour de  $10^{18}$  eV : implications des observations contemporaines pour l'origine de la cheville.** L'impressionnante décroissance en loi de puissance du spectre en énergie des rayons cosmiques sur plus de trente ordres de grandeur en intensité et sur une échelle d'énergie balayant onze décades entre  $\simeq 10^9$  eV et  $\simeq 10^{20}$  eV est en fait semée de petites irrégularités riches d'enseignements quant aux modes de production et de propagation des rayons cosmiques. Ces irrégularités se manifestent par des changements de l'indice spectral caractérisant les lois de puissance observées. L'une de ces irrégularités, connue sous le nom de *cheville*, fait l'objet d'interprétations antagonistes depuis bon nombre d'années. Si les observations contemporaines la caractérisant ont permis de mieux la cerner, elles sont néanmoins encore loin de pouvoir en livrer tous les ressorts. L'objet de cette contribution est de donner un aperçu de la physique des rayons cosmiques dans la gamme d'énergie propice à une transition entre rayons cosmiques d'origine Galactique et extragalactique, et de livrer plusieurs pistes de réflexion sur l'origine de la cheville.

*Key words* : Cosmic rays; Iron knee; Ankle; Galactic/extragalactic transition

*Mots-clés* : Rayons cosmiques; Genou de fer; Cheville; Transition galactique/extragalactique

---



---

*Email address*: deligny@ipno.in2p3.fr (Olivier Deligny).

## 1. Introduction

The ankle is a hardening of the energy spectrum of cosmic rays in the  $10^{18}$  eV energy range. Discovered in 1963 by Linsley at the Volcano Ranch experiment [1], subsequent large-aperture experiments have nevertheless been necessary to characterise accurately this feature [2,3,4,5,6]. The ankle is today commonly described as a *sharp* slope change of the spectral index of the cosmic ray intensity from  $\simeq 3.3$  to  $\simeq 2.7$  located at  $\simeq 4 \times 10^{18}$  eV.

Although the existence of the ankle is beyond controversy, its interpretation is still under debate. A dedicated picture explaining this feature was already put forward by Linsley while he was reporting on this finding : “There are many possible interpretations. The one we favor is that the inflection marks a crossover between galactic and metagalactic cosmic rays” [1]. In other words, this is nothing else but saying that the ankle may be the spectral feature marking the *transition between Galactic and extragalactic cosmic rays*. The reasons supporting this interpretation are the object of section 2. Despite the fact that it has been popular for many years, this interpretation appears now in tension with contemporary measurements related to the mass composition of cosmic rays, the large-scale distribution of their arrival directions, and the energy spectrum for different mass group elements available around  $10^{17}$  eV. The descriptions of these tensions are also the object of section 2.

Alternatively, the ankle may be understood as the natural distortion of a proton-dominated extragalactic spectrum due to  $e^\pm$  pair production in the collisions with the photons of the cosmic microwave background [7,8,9,10]. This requires on the one hand that the transition between Galactic and extragalactic cosmic rays takes place at lower energies and produces another spectral feature below  $10^{18}$  eV [9,10], and on the other hand that the mass composition is made of protons exclusively from the transition energy up to the highest ones. This scenario, referred to as *the dip model*, is presented in section 3.

The Telescope Array and the Pierre Auger Observatory, which are currently running, are the two largest aperture experiments ever built to study cosmic rays around  $10^{18}$  eV and above. Although the dip model provides an overall satisfactory theoretical framework in interpreting data collected at the Telescope Array, a totally different picture is needed in interpreting the ones collected at the Pierre Auger Observatory. This picture, though not final, is the object of section 4.

Hence, establishing the energy at which the intensity of cosmic rays starts to dominate the intensity of Galactic ones is still, as of today, a fundamental question in astroparticle physics. Part of the answer lies in understanding the ankle, but the whole picture will clearly appear only by revealing the origin of cosmic rays down to  $10^{17}$  eV. To this end, some signatures of different scenarios that would be interesting, though challenging, to address in the future from an observational point of view are discussed in the final section.

## 2. The end of the bulk of Galactic cosmic rays

Galactic cosmic rays are thought to be retained by the Galactic magnetic field as long as the size of their Larmor orbit diameter is less than the thickness of the Galactic disk. The large confinement time of the particles in the disk is known to make the energy spectrum observed on Earth steeper compared to the one at the sources. Since the strength of the magnetic field is of the order of microgauss, Galactic cosmic rays might be confined in the Galactic disk up to energies of  $Z 10^{17}$  eV, with  $Z$  the charge of the particles. Once particles are not confined anymore - which should happen at an energy which depends on the charge  $Z$ , the time they spent in the disk tends to the constant free escape time due to the direct escape from the Galaxy. If cosmic rays up to the highest energies were produced by the same sources in the Galaxy responsible for the bulk of low-energy cosmic rays, the energy spectrum of each mass group element should thus show a prominent hardening (with a change of slope of  $\simeq 1$ ) around each charge-dependent energy at which the free escape starts. Also, for energies at which particles escape freely from the Galaxy, the observed intensity should be naturally much stronger towards the disk compared to other directions. Due to their high level of isotropy, cosmic rays in excess of  $\simeq 10^{18}$  eV have thus been thought to be of extragalactic origin since a long time. Because a hardening in the energy spectrum is a natural feature expected from the intersection of a steep component with a flatter one, the ankle has been widely considered as the onset in the energy spectrum marking the transition between Galactic and extragalactic cosmic rays [1,12,13,14,15,16].

Meanwhile, the hypothesis that supernova remnants are the sources of the bulk of Galactic cosmic rays is considered today as a standard paradigm. This is mainly because the intensity of cosmic rays observed on Earth can be produced by using  $\simeq 10\%$  of the energetics of these astrophysical objects [17]; and because the diffusive shock acceleration has been shown to be a mechanism able to convert kinetic energy of the expanding supernova

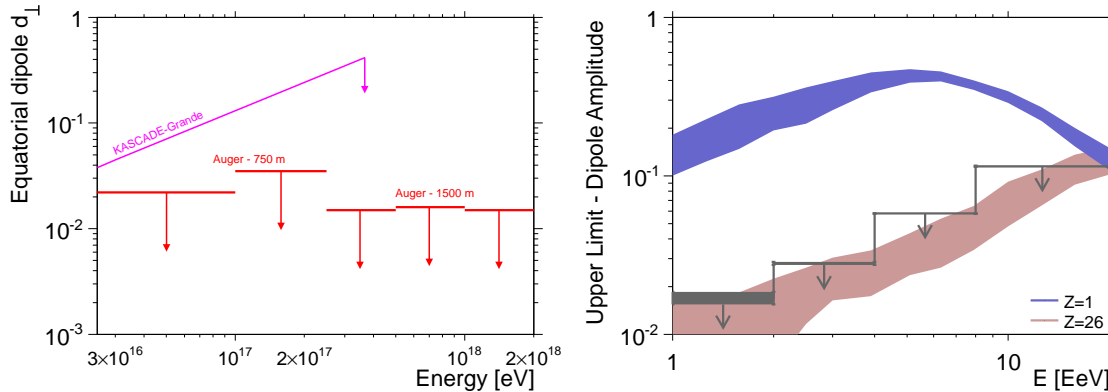


Figure 1. Left : 99%confidence level upper limits on the equatorial component (in equatorial coordinates) of a dipole as a function of the energy. In red are the limits obtained over the full energy range of the Auger observatory [25]. Are also shown in magenta the limits from KASCADE-Grande [26]. Right : 99%confidence level upper limits on a dipole amplitude on the celestial sphere as a function of the energy above  $10^{18}$  eV. Some generic anisotropy expectations from stationary Galactic sources distributed in the disk are also shown for two extreme cosmic-ray compositions. From [23,24].

blast wave into accelerated particles [18,19,20]. In this case, the rigidity-dependent maximum acceleration energy for Galactic cosmic rays is expected to be of the order of  $10^{17}$  eV for iron nuclei [21]. This makes it difficult to reach smoothly the ankle energy.

Besides this theoretical difficulty, it is worth stressing the fine-tuning required to support the hypothesis that the transition occurs at the ankle energy. Pioneer measurements were sparse, and in particular the measurement of the ankle was not very accurate. Only a smooth change of slope could be observed over a wide energy range in overall agreement with the fact that a transition from a steep spectral index ( $\gamma \simeq -3.3$ ) to a flatter one ( $\gamma \simeq -2.7$ ) ranges smoothly over about one decade in energy. In contrast to this natural smooth hardening, an impressive feature of contemporary measurements of the ankle is its *sharpness*. To reproduce such a feature, the end of the steep component has to *sharply cut off* at the exact same energy at which the flatter component becomes predominant, so that the overall energy spectrum appears as a continuous function. *This involves fine-tunings*, and calls into question the natural aspect of the ankle as the transition.

Recent observational results provide interesting additional constraints on the origin of the ankle. One of these results is the high level of isotropy observed at the Pierre Auger Observatory [22,23,24]. Using the large amount of data around  $10^{18}$  eV collected at this observatory, and throughout the amplitudes measured in different energy ranges, no significant departure from isotropy has been observed be it in terms of first harmonic modulations in the right ascension distributions (left panel of figure 1 lastly updated in [25]), or of modulations following a dipole pattern on the celestial sphere (right panel). The derived upper limits are stringent enough to challenge some Galactic scenarios. Indeed, large-scale anisotropies in the distribution of arrival directions is a natural signature of the escape of cosmic rays from the Galaxy. For stationary sources densely distributed in the disk and emitting particles in all directions, estimates based on Monte-Carlo simulations of particles propagating in the Galactic magnetic field show that the dipole amplitudes expected for protons largely stand above the allowed limits [23,24] (see also [27]). To respect the dipole limits below the ankle energy, the fraction of protons should not exceed  $\simeq 10\%$  of the cosmic-ray composition. This is particularly interesting in the view of the indications for the dominance of a light component around  $10^{18}$  eV (see below). These constraints on this Galactic scenario are also supported by the absence of any detectable point-like source above  $10^{18}$  eV that would be indicative of a flux of neutrons produced by high-energy protons through charge exchange interactions in the source environment [28].

The second measurement of interest is the energy spectrum between  $\simeq 10^{17}$  and few  $\simeq 10^{18}$  eV, which has been recently achieved with unprecedented precision. An important spectral feature, namely the *iron knee*, has been observed at  $\simeq 10^{17}$  eV [29,30], energy at which the mass composition is dominated by iron-nuclei elements. This name, corresponding to a softening of the all-particle energy spectrum, is due to the similarity to the knee feature located at an energy about twenty six times lower as measured by the KASCADE experiment [31,32] and others, *e.g.* the EAS-TOP one [33,34]. This observation is thus supporting the paradigm of rigidity-dependent acceleration at the sources. In addition, a recent milestone was achieved by measuring separately the energy spectrum of light and heavy elements above  $\simeq 10^{17}$  eV [35]. It turns out from this measurement that, as shown in the left panel of figure 2, the softening feature can be unambiguously attributed to the heavier elements on the one hand, and

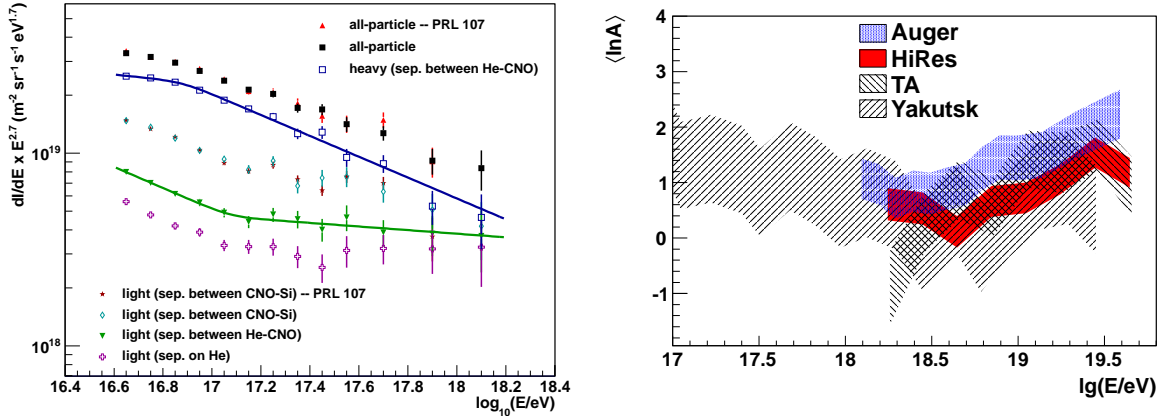


Figure 2. Left : All-particle spectrum as measured at the KASCADE-Grande experiment, together with the separate energy spectrum for light and heavy elements [35]. The separation is based on a distinction selecting preferentially protons and He nuclei in the light element sample, and selecting preferentially CNO, Si and Fe nuclei in the heavy element sample. Right : Averaged composition in terms of the logarithmic mass inferred from measurements of the mean atmospheric depth  $\langle X_{\text{max}} \rangle$  at the Auger, HiRes, Telescope Array and Yakutsk experiments (from [40]).

that a *hardening* is observed at about the same energy in the energy spectrum of the *light* elements on the other hand. Note that the separation is based on a distinction selecting preferentially protons and He nuclei in the light element sample, and selecting preferentially CNO, Si and Fe nuclei in the heavy element sample.

The third relevant piece of information is provided by the observation of the chemical composition of cosmic rays. The best suited tool to infer the mass composition in this energy range is based on the measurements of the atmospheric depth  $X_{\text{max}}$  at which showers reach their maximum of development. Around  $10^{18}$  eV, there are indications that the cosmic-ray composition includes a significant *light* component [36,37,38,39], as summarised in the right panel of figure 2 where the mean atmospheric depth  $\langle X_{\text{max}} \rangle$  is converted into the average logarithmic mass  $\langle \ln A \rangle$  by means of a widely-used interaction model [40]. In this plot, a proton-dominated composition thus results in  $\langle \ln A = 0 \rangle$  while an iron-dominated composition would result in  $\langle \ln A \simeq 4 \rangle$ . The shaded regions correspond to the systematic uncertainties range.

In the context of the ankle marking the transition, the highest energy particles reaching the ankle energy are generally considered to be iron nuclei. This is because iron nuclei can obviously be confined in the Galactic disk up to higher energies than lighter ones. The results shown in figure 2 provide however clear evidences that the contribution of iron nuclei to the total intensity, if any, would only be subdominant. In a recent and comprehensive investigation of the supernova remnants paradigm as the sources of Galactic cosmic rays, it has been shown that both the energy spectrum and the chemical composition up to  $10^{17}$  eV can be reproduced in a satisfactory way for a standard diffusion in the Galaxy, accounting for the spatial and temporal stochastic distributions of supernova remnants [41]. Since the energy spectrum gets cut off exponentially at the sources above the maximum acceleration energy, an *additional* component of light cosmic rays is then required to fill the overall energy spectrum as observed above  $10^{17}$  eV and to reproduce chemical composition measurements around  $10^{18}$  eV. Measurements shown in both panels of figure 2 provide good support to this scenario.

Overall, the hypothesis that the ankle marks the transition between the end of Galactic cosmic rays and extragalactic ones is in clear tension with contemporary observational results. The iron knee is most likely the feature marking the end of the bulk of Galactic cosmic rays. Alternative interpretations of the ankle are thus needed.

### 3. The ankle as a signature of extragalactic protons

An alternative interpretation of the ankle is possible in terms of energy spectrum distortions caused by fundamental particle physics processes during the propagation of ultra-high energy cosmic rays if they are composed quasi-exclusively of extragalactic protons [9,10]. Indeed, while propagating in the Universe through the cosmic microwave background, the most energetic cosmic-ray protons would have to undergo two interactions: photopion production  $p + \gamma_{\text{cmb}} \rightarrow N + \pi$  and  $e^+e^-$  production  $p + \gamma_{\text{cmb}} \rightarrow p + e^+ + e^-$ . The energy losses caused by these

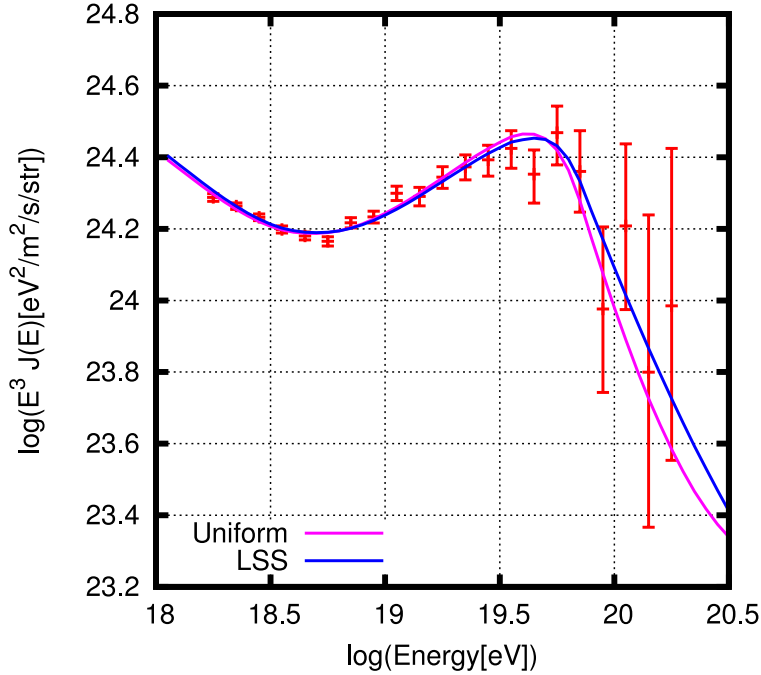


Figure 3. The energy spectrum observed at the Telescope Array interpreted in the framework of the dip model. From [46].

interactions would imprint clear signatures on the energy spectrum of extragalactic protons produced by sources distributed throughout the Universe.

The first interaction results in a sharp steepening above  $\simeq 6 \cdot 10^{19}$  eV called the *GZK cutoff* [42,43]. A comprehensive description of the GZK cutoff and of the current related issues is given elsewhere in this review [44]. The second interaction is, on the other hand, relevant for providing an interpretation of the ankle in terms of a propagation effect. Provided that the initial energy of protons is high enough to produce electron-positron pairs through collisions with the photons of the cosmic microwave background, the energy spectrum observed on Earth is expected to show the impact of these interactions by a steepening in an energy range where the protons with degraded energies pile up, followed by a return to the injected slope at higher energies. In other words, the effect of the energy losses by pair production results in a shallow deepening called *dip*, giving a natural way to induce an ankle spectral feature [7,8,9,10]. Given the distribution in energy of the photons of the cosmic microwave background<sup>1</sup>, precise calculations [9,10] show that the ankle is expected at an energy compatible with the one measured by contemporary experiments. This is a remarkable argument in favor of this scenario. Note that the steepening can be amplified for time-evolving sources stronger in the past than at present day. This is because a large part of the proton intensity observed now on Earth has passed through a photon field of higher density and higher energy per photon, which amplifies to some extent the effect of the energy losses by pair production on the resulting energy spectrum.

In this framework, the transition between Galactic and extragalactic cosmic rays must be completed at  $10^{18}$  eV and has consequently to occur at a lower energy than the ankle one. The observation (though with limited statistics) of a second knee feature around  $5 \cdot 10^{17}$  eV by the HiRes experiment could be interpreted as the spectral feature marking the transition [9,10]. Note that the second knee is *not* the iron knee. This name was adopted at a time where the iron knee had not been yet observed. However, this spectral feature has not been yet confirmed by subsequent experiments collecting much larger statistics on the one hand, and a fine-tuning is required to sharply cut off the extragalactic component below the second knee energy on the other hand. Instead of producing a sharp break in the energy spectrum, the transition might occur in a smooth and progressive way. A magnetic horizon effect provides an interesting mechanism to achieve such a transition [45]. Indeed, the magnetic field permeating the intergalactic space, though small, may be sufficient to reduce the horizon of cosmic rays below some energy and thus suppress the intensity of extragalactic protons below that energy. Note also that such a low-energy cutoff

1. The impact of the extragalactic background light can be neglected for the propagation of ultra-high energy protons.

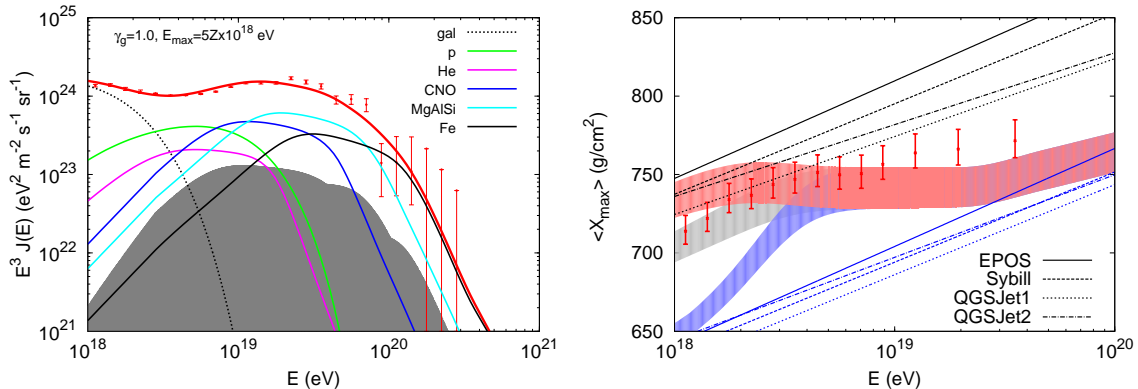


Figure 4. Left : Intensity of different mass group elements of extragalactic origin required to reproduce simultaneously the energy spectrum and the chemical composition measured at the Pierre Auger Observatory, within a scenario of rigidity-dependent acceleration at the sources. Right : Results in terms of the mean value of the depth of shower maximum (observable sensitive to the chemical composition). From [49].

may be intrinsic to the sources if they harbor relativistic shocks. For an exponential cutoff located close to  $10^{17}$  eV, the all-particle energy spectrum can thus be reproduced in the context of the dip scenario, the transition taking place progressively below  $10^{18}$  eV [41]. This is also in qualitative agreement with the energy spectrum of the light elements measured at the KASCADE-Grande experiment.

The mass composition inferred from the data collected at the HiRes and Telescope Array experiments is compatible with the hypothesis of pure protons up to the highest energies. The dip model thus provides a relevant framework for describing these data. Using Monte-Carlo simulations of the one-dimensional trajectories (that is, neglecting the effect of the magnetic fields) accounting for all energy losses and cosmological evolutions of interest, and using a maximum likelihood analysis to compare the observed and expected number of events in each energy bin, the energy spectrum measured at the Telescope Array has recently been confronted to the dip model [46]. The best fit, obtained for a spectral index at the sources of 2.36 and a parameter  $m = 4.5$  describing the source number evolution with redshift  $z$  (in  $(1+z)^m$ ), is displayed in figure 3 for a uniform distribution of sources and for sources following the large-scale structure of matter in the Universe. It turns out that, within the systematic uncertainties on the energy scale, an overall excellent agreement is observed. In particular, the ankle is remarkably reproduced by the dip feature. On the other hand, more statistics are needed to settle whether the high-energy end of the spectrum can be described by the steepening expected from the aforementioned pion-production interactions or not.

Although the dip model provides a sufficient framework to describe the data collected at the Telescope Array, it is in tension with the mass composition inferred from measurements performed at the Pierre Auger Observatory. The description of these data requires a totally different framework, which is the object of the next section.

#### 4. The Auger data : an appeal in favor of an additional component

Provided that there is no unexpected change of the properties of the hadronic interactions describing the first steps in the shower developments in the atmosphere at ultra-high energies, the mean depth of shower maximum and the corresponding fluctuations measured at the Pierre Auger Observatory provide evidences for a transition from light elements at  $\simeq 10^{18}$  eV to heavier ones up to  $\simeq 3 \cdot 10^{19}$  eV [36,50]. This only observation breaks down the interpretation of Auger data in terms of the dip model.

To reproduce the energy spectrum *and* the related- $X_{\text{max}}$  measurements performed at the Pierre Auger Observatory, a rigidity-dependent scenario similar to the one observed between the knee and the iron knee energies is required [47,48,49]. In this scenario, the maximum energy of the accelerators scales with the charge number  $Z$  for each element. A transition from light to heavier elements is then a natural consequence, the components of heavier elements being shifted in energy by the charge  $Z$ . Applied to the Auger data through a simultaneous fit of the energy spectrum and of the  $X_{\text{max}}$  measurements, an important outcome is that the cutoff energy for protons is found around the ankle energy [49]. Depending on the exact hypotheses formulated on the species abundances

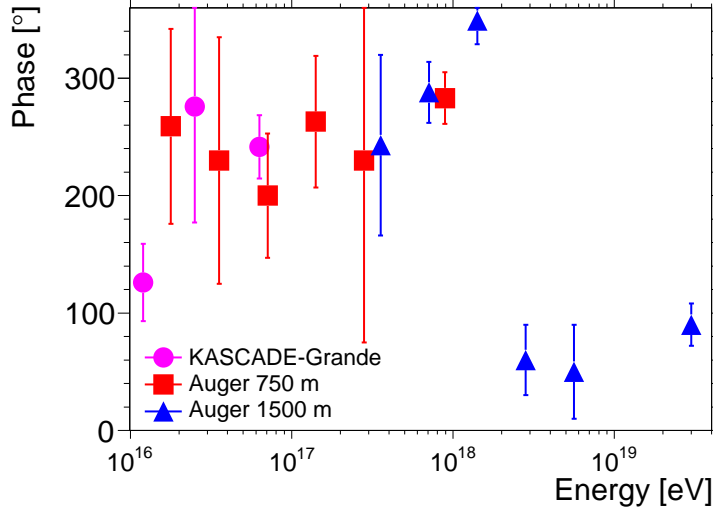


Figure 5. Phase of the first harmonic modulation in right ascension as a function of energy, from [25,51].

at the sources, the upper end of the energy spectrum might be due to the cutoff of the source spectrum rather than caused by energy losses - or to a mix between these two mechanisms.

A comprehensive discussion of these results is out of the scope of this contribution. An important outcome of this framework relevant for understanding the origin of the ankle is that there is no way to reproduce both the energy spectrum and the chemical composition below  $\simeq 5 \cdot 10^{18}$  eV without *introducing a new component mainly composed of light elements* to fill the gap of the all-particle energy spectrum between  $\simeq 10^{17}$  eV and  $\simeq 4 \cdot 10^{18}$  eV, and to reproduce the measurements related to mass composition. An illustration of this new component is given in the left panel of figure 4 where the intensities of the different mass group elements of extragalactic origin are shown together with the additional light component below  $\simeq 5 \cdot 10^{18}$  eV, while the resulting chemical composition is shown in the right panel. The new component, falling off at the ankle energy, appears thus to be the high energy counterpart of the light elements responsible for the ankle-like feature around  $10^{17}$  eV (see section 2). As such, it is *not* a simple continuation of the bulk of Galactic cosmic rays of lower energies.

All in all, the ankle may get back the status of a transition, but not between the bulk of Galactic cosmic rays and extragalactic ones. However, the origin of the new component remains to be understood, as well as the mechanism which induces the sharp cutoff at  $\simeq 4 \cdot 10^{18}$  eV required to reproduce the ankle feature.

## 5. Outlook

Despite the fact that the ankle was discovered in the early sixties, the origin of the ankle in the energy spectrum of cosmic rays is still a hot topic. Given the radically different interpretations of this feature which are possible from the data collected at the two contemporary large-aperture observatories - namely the Telescope Array and the Pierre Auger Observatory, uncovering and understanding the sources of systematic uncertainties in the respective measurements of the energy spectrum and of the atmospheric depths where the showers reach the maximum of their development is of central importance.

Large-scale anisotropies are another part of the story which might help us understanding what is going on. Although no significant amplitude has been detected so far between  $10^{17}$  and  $10^{18}$  eV, it is to be noted that the phase measurements in adjacent energy intervals do not seem to be randomly distributed but rather to follow a constant behaviour as seen in figure 5. This is potentially indicative of a genuine signal, because with a real underlying anisotropy, a consistency of the phase measurements in ordered energy intervals is indeed expected to be revealed with a smaller number of events than needed to detect the amplitude with high statistical significance [52,22]. Whether this consistency provides a real evidence for anisotropy is currently being tested at the Pierre Auger Observatory, and will be established with 99% confidence level if the ongoing prescribed test is successful [24,25].

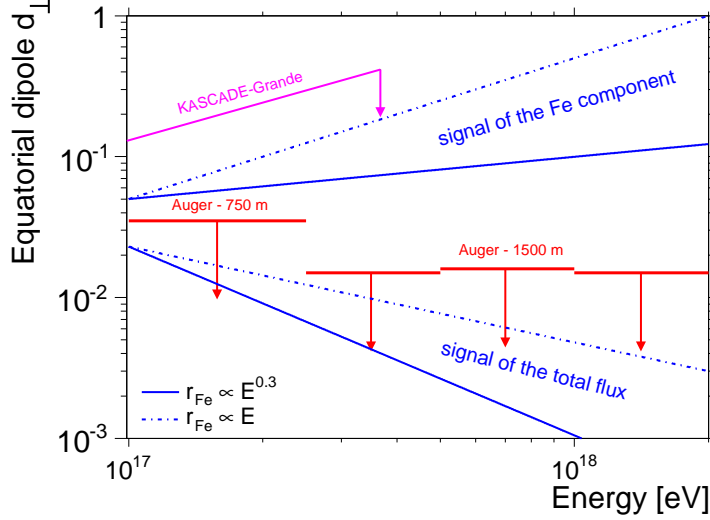


Figure 6. Illustration of a mechanism authorising a large first-harmonic amplitude for the end of the Galactic component - see text.

The putative dipole-like signal responsible for the phase alignment is required to have an amplitude rather low, being below the percent level to meet the conditions fixed by the upper limits obtained from the whole population of cosmic rays detected between  $10^{17}$  and  $10^{18}$  eV. Although hardly predictable in a quantitative way given the unknown source distributions in space and time and the difficulty to model the propagation of particles around  $10^{18}$  eV in the intervening magnetic fields known only approximately, such an amplitude seems too low to be naturally explained by a Galactic scenario. On the other hand, isotropy down to a higher level is a robust expectation in this energy range for an extragalactic scenario. A positive outcome of the prescribed test would thus bring new pieces of information to the global puzzle. Different possibilities are discussed below.

An interesting possibility to explain such a low global level of anisotropy could be that the component of heavy elements marking the end of the Galactic cosmic rays is slowly extinguishing from  $10^{17}$  up to  $\simeq 10^{18}$  eV, and does show important large-scale anisotropies in its distribution of arrival directions. Accounting for both the distribution of supernova remnants in the Galaxy and the random distribution in space and time of the nearest remnants, and considering the propagation of cosmic rays in a purely turbulent magnetic field, recent results *extrapolated* above  $10^{17}$  eV suggest as a sensible possibility an amplitude of the equatorial component of the dipole at the level of a few percents [53]. At these energies, the expected amplitudes could be amplified by drift motions induced by the regular component of the magnetic field [54,55]. The anisotropy of this subdominant component of iron nuclei could be diluted in the almost isotropic predominant component of light elements - possibly extragalactic protons - so that the anisotropy of the all-particle component could satisfy the upper limits obtained between  $10^{17}$  eV and  $10^{18}$  eV. To illustrate this scenario, let's consider the total flux  $\Phi_{\text{tot}}(E, \mathbf{n})$  as the sum of a dominant isotropic component  $\Phi_X(E)$  and of a subdominant anisotropic component  $\Phi_{\text{Fe}}(E, \mathbf{n})$  of iron-nuclei elements :

$$\Phi_{\text{tot}}(E, \mathbf{n}) = \Phi_X^0 E^{-\gamma_X} + \Phi_{\text{Fe}}^0 E^{-\gamma_{\text{Fe}}} (1 + r_{\text{Fe}}(E) \mathbf{d} \cdot \mathbf{n}). \quad (1)$$

The anisotropy of the iron component is here characterised by an energy-dependent amplitude  $r_{\text{Fe}}(E)$  and a direction  $\mathbf{d}$ . The anisotropy amplitude of the total flux is then diluted as follows:

$$r_{\text{tot}}(E) = \frac{\Phi_{\text{Fe}}^0 E^{-\gamma_{\text{Fe}}}}{\Phi_X^0 E^{-\gamma_X} + \Phi_{\text{Fe}}^0 E^{-\gamma_{\text{Fe}}}} r_{\text{Fe}}(E). \quad (2)$$

For reasonable choices of the normalisation parameters and spectral indexes such that  $\gamma_{\text{Fe}}$  is larger than  $\gamma_X$ , a *decreasing* amplitude  $r_{\text{tot}}(E)$  with energy can be naturally obtained in this scenario even for an anisotropy of the iron component increasing with energy. This is illustrated in figure 6 for two *toy* energy evolutions of the anisotropy inspired from diffusion-dominated ( $r_{\text{Fe}} \propto E^{0.3}$ ) or drift-dominated ( $r_{\text{Fe}} \propto E$ ) propagation of cosmic rays in the Galactic magnetic field. Although lots of fine-tunings are involved in this simplistic illustration, the global picture depicted in this plot may not be too unrealistic.

Another possibility to mention is that the anisotropy of the iron component is not diluted, but almost *compensated* by an anisotropy of the same order imprinted in the arrival directions of the component of light elements.



Since the anisotropies discussed here are mainly described in terms of dipoles, this condition can be met by considering that the vectors characterising the dipoles of each component have an amplitude of the same order but an almost *opposite* direction. This scenario provides a mechanism to reduce significantly the amplitude of the vector describing the arrival directions of the whole population of cosmic rays - which is observationally the only one at reach so far. This could relax to some extent the constraints on a Galactic origin of the new component. Along these lines, it is interesting to note the change of phase observed around  $10^{18}$  eV in figure 5 between  $\simeq 260^\circ$  and  $\simeq 80^\circ$  in right ascension.

Alternatively, if the iron-nuclei component is strongly cut off right after  $10^{17}$  eV, the putative anisotropy would pertain to the component containing light elements. An anisotropy at the percent level in the  $10^{18}$  eV energy range would challenge an extragalactic origin of this new component for equal-intensity sources spread over the Universe. Few strong local sources would be necessary to produce a strong density gradient of cosmic rays in the neighborhood of the Galaxy, so that an anisotropy could be observed on the condition that the pattern at the entrance of the Galaxy is not totally washed out by the Galactic magnetic field. On the other hand, a Galactic origin of this component was already shown to be in tension with the larger anisotropy amplitudes expected from stationary sources densely distributed predominantly in the disk and emitting in all directions - unless the strength of the Galactic magnetic field is much higher than currently known and/or much more extended perpendicularly to the disk. It is to be noted, however, that approximate anisotropy estimates from *strongly intermittent* Galactic sources (*e.g.* long gamma-ray bursts) show that the upper limits might be respected [56,57]. In this scenario, the observation of this extra-component of Galactic origin would be indicative of the remnant of an old and mostly isotropised population of cosmic rays from strongly intermittent sources *different* from the ones producing the bulk of Galactic cosmic rays at lower energies. Large fluctuations in the intensity of the energy spectrum and in the anisotropies around  $10^{18}$  eV are then intrinsic to this scenario. Current observations would not be representative of the usual ones and would be possible only during rare time periods. This could have some anthropic implications, which are however out of the scope of this report.

That the ankle feature has not yet revealed all its secrets is indubitable. The end of the story will come from a comprehensive understanding of the origin of the different components observed between the iron knee and the ankle energies. An important step forward from an observational point of view would be to get at energy spectrum and anisotropy measurements for different mass group elements. This requires investing many experimental efforts to identify the primary mass on an event-by-event basis. A fair amount of exciting work remains.

## Acknowledgements

The progresses on the ankle origin summarised in this contribution would not have been possible without the strong commitment from the members of the Pierre Auger collaboration and the technical and administrative staff members in Malargüe. I am grateful to them.

## References

- [1] J. Linsley, Proceedings of the 8th ICRC, Jaipur, vol. 4 (1963) p. 77
- [2] M. A. Lawrence, R. J. O. Reid, A. A. Watson, J. Phys. G 17 (1991) 733
- [3] M. Nagano *et al.*, J. Phys. G 18 (1992) 423
- [4] D. J. Bird *et al.*, (the Fly's Eye Collaboration), Phys. Rev. Lett. 71 (1993) 3401
- [5] The Pierre Auger Collaboration, Phys. Lett. B 685 (2010a) 239
- [6] T. Abu-Zayyad *et al.* (the Telescope Array Collaboration), ApJL 768 (2013) L1
- [7] A. M. Hillas, Phys. Lett. 24A (1967) 677
- [8] G. R. Blumenthal, Phys. Rev. D1 (1970) 1596
- [9] V. S. Berezhinsky, A. Z. Gazizov, S. I. Grigorieva, Phys. Rev. D 74 (2006) 043005
- [10] V. S. Berezhinsky, S. I. Grigorieva, B. I. Hnatyk, Astropart. Phys. 21 (2004) 617625
- [11] N. Nagano *et al.*, Nucl. Part. Phys., 18 (1992) 423
- [12] J. Szabelski *et al.*, Astropart. Phys. 17 (2002) 125

- [13] A. M. Hillas, Nucl. Phys. Proc. Suppl. 136 (2004) 139
- [14] D. De Marco, T. Stanev, Phys. Rev. D 72 (2005) 081301
- [15] T. Wibig, A. Wolfendale, J. Phys. G 31 (2005) 255
- [16] D. Allard, A. Olinto, E. Parizot, Astropart. Phys. 27 (2007) 61
- [17] W. Baade, F. Zwicky, Proceedings of the National Academy of Sciences of the United States of America 20 (1934) 259
- [18] A. R. Bell, Royal Astronomical Society 182 (1978) 443
- [19] A. R. Bell, Royal Astronomical Society 182 (1978) 147
- [20] R. Blandford, D. Eichler, Physics Reports 154 (1987) 1
- [21] E. G. Berezhko, H. J. Völk, ApJL 661 (2007) L175
- [22] The Pierre Auger Collaboration, Astropart. Phys. 34 (2011) 627
- [23] The Pierre Auger Collaboration, ApJL 762 (2013) L13
- [24] The Pierre Auger Collaboration, ApJS 203 (2012) 34
- [25] I. Sidelnik for the Pierre Auger Collaboration, Proceedings of the 33rd ICRC, 2013, Rio de Janeiro, Brazil, arXiv:1307.5059
- [26] S. Over for the KASCADE-Grande Collaboration, Proceedings of the 30th ICRC, 2007, Merida, Mexico
- [27] G. Giacinti *et al.*, JCAP 07 (2012) 031
- [28] The Pierre Auger Collaboration, ApJ 760 (2012) 48
- [29] W. D. Apel *et al.* (the KASCADE-Grande Collaboration), Phys. Rev. Lett. 107 (2011) 171104
- [30] S. F. Berezhnev *et al.*, Nucl. Instrum. Methods A 692 (2012) 98
- [31] T. Antony *et al.* (the KASCADE-Grande Collaboration), Nucl. Instrum. Methods Phys. Res., Sect. A 513 (2003) 490
- [32] T. Antony *et al.* (the KASCADE-Grande Collaboration), Astropart. Phys. 24 (2005) 1
- [33] M. Aglietta *et al.*, Astropart. Phys. 21 (2004) 583
- [34] M. Aglietta *et al.*, Astropart. Phys. 20 (2004) 641
- [35] W. D. Apel *et al.* (the KASCADE-Grande Collaboration), Phys. Rev. D 87 (2013) 081101
- [36] The Pierre Auger Collaboration, Phys. Rev. Lett. 104 (2010) 091101
- [37] R. U. Abbasi *et al.* (the HiRes Collaboration), Phys. Rev. Lett. 104 (2010) 161101
- [38] C. C. H. Jui *et al.* (the Telescope Array Collaboration) 2011, Proceedings of the APS meeting, arXiv:1110.0133
- [39] E. G. Berezhko *et al.*, Astropart. Phys. 36 (2012) 31
- [40] E. Barcikowski *et al.* for the Pierre Auger, Telescope Array, Yakutsk Collaborations, EPJ Web of Conferences 53 (2013) 01006
- [41] P. Blasi, E. Amato, JCAP 01 (2011) 010
- [42] K. Greisen, Phys. Rev. Lett. 16 (1966) 748
- [43] G. T. Zatsepin, V. A. Kuzmin, Pisma Zh. Experm. Theor. Phys. 4 (1966) 114
- [44] D. Harari, C. R. Physique (2014), this volume
- [45] M. Lemoine, Phys. Rev. D 71 (2005) 083007
- [46] E. Kido, O. E. Kalashev for the Telescope Array Collaboration, Proceedings of the 33rd ICRC, 2013, Rio de Janeiro, Brazil, arXiv:1310.6093
- [47] D. Allard *et al.*, JCAP 0810 (2008) 033
- [48] D. Hooper, A. M. Taylor, Astropart. Phys. 33 (2010) 151
- [49] R. Aloisio, V. Berezhinsky, P. Blasi, arXiv:1312.7459, submitted to JCAP
- [50] The Pierre Auger Collaboration, JCAP 02 (2013) 026
- [51] C. Curcio for the KASCADE-Grande Collaboration, Proceedings of the 33rd ICRC, 2013, Rio de Janeiro, Brazil
- [52] D. Edge *et al.*, J. Phys. G 4 (1978) 133
- [53] P. Blasi, E. Amato, JCAP 01 (2012) 011
- [54] V. Ptuskin *et al.*, Astron. Astrophys. 268 (1993) 726
- [55] J. Candia, S. Mollerach, E. Roulet, JCAP 0305 (2003) 003
- [56] D. Eichler, M. Pohl, ApJ 742 (2011) 114
- [57] R. Kumar, D. Eichler, ApJ 781 (2013) 47