

Revision 8.0 — Thursday 27th February, 2014— 01:19

Validation of Kepler’s Multiple Planet Candidates. III: Light Curve Analysis & Announcement of Hundreds of New Multi-planet Systems

Jason F. Rowe,^{1,2} Stephen T. Bryson,¹ Geoffrey W. Marcy,³ Jack J. Lissauer,¹ Daniel Jontof-Hutter,^{1,4} Fergal Mullally,^{1,2} Ronald L. Gilliland,⁵ Howard Issacson,³ Eric Ford,⁶ Steve B. Howell,¹ William J. Borucki,¹ Michael Haas¹, Daniel Huber,^{1,4} Jason H. Steffen,^{7,8} Susan E. Thompson,^{1,2} Elisa Quintana,^{1,2} Thomas Barclay,^{1,9} Martin Still,^{1,9} Jonathan Fortney,¹⁰ T. N. Gautier III,¹¹ Roger Hunter,¹ Douglas A. Caldwell,^{1,2} David R. Ciardi,¹² Edna Devore,² William Cochran,¹³ Jon Jenkins,^{1,2} Eric Agol,¹⁴ Joshua A. Carter,¹⁵ John Geary,¹⁵

Jason.Rowe@nasa.gov

ABSTRACT

¹NASA Ames Research Center, Moffett Field, CA 94035

²SETI Institute, Mountain View, CA 94043

³University of California, Berkeley, CA, 94720

⁴NASA Postdoctoral Program

⁵Center for Exoplanets and Habitable Worlds, The Pennsylvania State University, University Park, PA, 16802, USA

⁶Pennsylvania State University, PA 16801

⁷Northwestern University, Department of Physics & Astronomy/CIERA, 2145 Sheridan Road, Evanston, IL 60208

⁸Lindheimer Fellow

⁹Bay Area Environmental Research Inst., 596 1st St West, Sonoma, CA 95476

¹⁰Department of Astronomy and Astrophysics, University of California, Santa Cruz, CA 95064

¹¹Jet Propulsion Laboratory, California Institute of Technology

¹²NASA Exoplanet Science Institute/Caltech

¹³Department of Astronomy and McDonald Observatory, The University of Texas at Austin

¹⁴Department of Astronomy, Box 351580, University of Washington, Seattle, WA 98195, USA

¹⁵Harvard-Smithsonian Center for Astrophysics, 60 Garden St., Cambridge, MA 02138

The *Kepler* mission has discovered over 2500 exoplanet candidates in the first two years of spacecraft data, with approximately 40% of them in candidate multi-planet systems. The high rate of multiplicity combined with the low rate of identified false-positives indicates that the multiplanet systems contain very few false-positive signals due to other systems not gravitationally bound to the target star (Lissauer, J. J., et al., 2012, ApJ 750, 131). False positives in the multi-planet systems are identified and removed, leaving behind a residual population of candidate multi-planet transiting systems expected to have a false-positive rate less than 1%. We present a sample of 340 planetary systems that contain 851 planets that are validated to substantially better than the 99% confidence level; the vast majority of these have not been previously verified as planets. We expect ~ 2 unidentified false-positives making our sample of planet very reliable. We present fundamental planetary properties of our sample based on a comprehensive analysis of *Kepler* light curves and ground-based spectroscopy and high-resolution imaging. Since we do not require spectroscopy or high-resolution imaging for validation, some of our derived parameters for a planetary system may be systematically incorrect due to dilution from light due to additional stars in the photometric aperture. None the less, our result nearly doubles the number of verified exoplanets.

Subject headings: planets: Kepler-100, Kepler-101,..., Kepler-421 — Facilities: The *Kepler* Mission.

1. Introduction

Data from the first two years of *Kepler* spacecraft operations have identified 3670 target stars with periodic or transit-like signatures indicative of transiting planets or eclipsing binary stars. Approximately 50% of these targets have signatures that can be attributed to false-positives (FPs), primarily eclipsing binaries (EBs) centered on the target star, a chance alignment of a distant EB within the photometric aperture, or flux bleeds into the photometric aperture. The remaining 2530 systems are composed of primarily exoplanetary systems with an expected FP rate of approximately 10% due to photometric blends (Morton & Johnson 2011; Fressin et al. 2013; Santerne et al. 2013). However, a subset of 457 systems show more than one candidate transiting planet candidate (PC); we refer to these candidates as “multis”. FPs should be nearly randomly distributed among *Kepler* targets, whereas if flat multi-planet systems are common, then many targets should have multiple transiting planets (Lissauer et al. 2011). The large number of multis observed thus

implies a high reliability rate, as quantified by (Lissauer et al. 2012, 2013; henceforth Paper I and Paper II, respectively). The small number of FPs found in multis observed by *Kepler* (Latham et al. 2011, and §5.9 of this paper) reinforces our confidence in the high reliability of the PCs remaining in multis (see Appendix C of Paper II for details). After making selections to minimize the odds of blend scenarios, we find 340 systems containing a total of 851 planets that can be validated to better than the 99 percentile, with 768 planets across 306 systems being newly validated. Some of these systems have also been confirmed from radial velocity detection (Marcy et al. 2013; Gautier et al. 2012), transit timing variations (Ford et al. 2011; Steffen et al. 2012) and planet validation techniques such as *BLENDER* (Torres et al. 2011; Fressin et al. 2012) and now through multiplicity boost (Paper I). We increase the known number of exoplanets from 942¹ to 1710.

With excellent precision and high-duty cycle, *Kepler* observations of transiting exoplanet systems provide photometric data that can be used to measure fundamental transit properties such as transit duration and observed transit depth. These properties are determined by the relative sizes of the planet, host star and additional flux sources (other stars) within the photometric aperture. Since observations provide nearly full coverage of the planetary orbit, the resulting photometric phase curves enable a useful diagnostic for the identification of astrophysical FPs that can mimic an exoplanet transit signature. In §4 we examine the light curves of the *Kepler* sample and describe the nature of the planetary systems and how they are identified.

As an imaging instrument, *Kepler* also provides time-series measurements of the centroid of the photometric signal. When multiple sources are present in the photometric aperture, the photometric centroid can move in response to flux changes from any of the sources. This property allows *Kepler* pixel level data to be used to search for scenarios where a planetary transit-like event is produced by a diluted background eclipsing binary star (Batalha et al. 2010).

Paper II presents a theoretical exploration of the expected and predicted FP rate for transiting multi-planet systems. From the $\sim 190\,000$ targets observed by *Kepler*, there are roughly 2500 transit-like patterns of events in the KOI catalogue, split between PCs and EBs. Thus, for a *Kepler* target chosen at random it is unlikely that a transit event will be present. One of the most common classes of FP event is caused by a background eclipsing binary (BEB) in the aperture of the target star. The source of a BEB can either be an additional star that is found within or close to the photometric aperture or a bright star within the *Kepler* Field of View (FOV) that introduces flux in the photometric aperture due

¹Based on NASA Exoplanet Archive 2013/11/12

to optical ghosting, such as mirror images, or electronic interference, such as CCD crosstalk (Coughlin et al. 2013). The occurrence rate of FPs is largely independent of the target stars and thus it is far more likely that a FP source will produce a single transit-like event as opposed to a photometric light curve containing transit-like signals from multi-planet sources. It is important to distinguish between FPs produced by background stars from those caused by instrumental effects. We identify the latter as period/phase (P/T0) collisions to indicate that the period and epoch solution for the candidate event are not due to a unique event. Rather, the transit signal from one target is seen on another target as well. P/T0 collisions account for most of the identified instrumental FPs. A full description and catalogue of P/T0 collisions can be found in Coughlin et al. (2013). Figure 1 of Paper II shows the galactic distribution of *Kepler* targets, PCs and FPs. The results indicate that only a small fraction of the remaining *Kepler* PCs are likely to be background eclipsing binary (BEB) FPs.

The process of identifying and cataloguing FPs from the KOI list continues to evolve. Thus, the FP list from various iterations of the KOI catalogue (Borucki et al. 2011; Batalha et al. 2012, 2013) have different reliability rates. This paper describes in detail the steps taken to develop a reliable and uniform classification scheme and its application to the multi-planet sample to classify KOIs as false-alarms (FAs), FPs or PCs. FAs are transit event candidates with a signal-to-noise ratio (S/N) below a S/N threshold of 7.1 (see §5.2) or a transit candidate mimicked by stellar variability or an instrumental artifact. We find that the FP rate for multi-planet systems is low and consistent with the predictions from Appendix C of Paper II based on a statistical analysis of the FP rate found in the single planet population. The predicted FP rate allows us to conclude that the PCs that pass our FP and morphological tests would misclassify only ~ 2 PCs, allowing us to claim that 768 PCs are bona fide planets with a confidence level greater than 99%.

As an example, consider only the non-transiting, transiting single planet and transiting double planet systems. Here we ignore the case of FP+FP, where two FPs are associated with the same target and estimate the number of FP for the double planet systems in the spirit of Paper II. There are approximately 140 000 stars that contribute to the transiting planet population (§4 of Paper II). After removing FAs and T/P0 collisions there are 2182 systems that show one transiting body and 284 systems that show two transiting bodies. From the single-planet systems, 662 systems were identified as FPs, which provides an estimate of the FP rate of 0.44%. Thus, from the 1500 good single-planet candidates 7 PC+FP systems are predicted. From the sample of 295 that have two transiting candidates, there are 6 that were identified as a PC+FP combination. Good agreement is found even in our simplified case. Of course, one needs to properly account for EBs and the entire range of multi-planet candidates and the multitude of PC and FP mixes that can be produced. These considerations are the

basis of Papers I and II, which provide predictions of FPs rates that are verified in this paper.

The combined analysis reported in Paper II and this manuscript validates more than 300 new Kepler multi-planet systems. Paper II introduces the binary star planet hosts Kepler-132, where one star hosts two transiting planets and its companion hosts one transiting planet and Kepler-296, a pair of small stars with a total of 5 transiting planets, the multi-resonant 4-planet Kepler-223 system and two additional planets in the Kepler-80 = KOI-500 system that includes two 3-body resonances, as well as several high-multiplicity systems, including the new 5-planet systems Kepler-102 = KOI-82, Kepler-169 = KOI-505, Kepler-238 = KOI-834 and Kepler-292 = KOI-1364, three new planets orbiting Kepler-84 = KOI-1589 (bringing the total count to 5) and partial validations of the 5-candidate systems Kepler-122 = KOI-232 (4 planets validated) and Kepler-154 = KOI-435 (2 planets validated). Hundreds of new planetary systems are announced herein, with special attention given to four new planets with radii roughly twice that of Earth located in or near the habitable zones of their host stars.

This paper is organized as follows: In §2 a description of the planetary sample is presented. The adopted stellar parameters are discussed in §3. Detailed descriptions of the transit models and lightcurve analysis are described in §4. The process of identifying FPs can be found in §5. Subsection 5.6 covers centroid measurements that provide a clean sample of highly probable transiting multi-planet systems which we demonstrate in §5.9 are genuine extrasolar planets. We conclude with a discussion of the multi-planet population in §6.

2. Planet Candidate Sample

Photometric surveys for extrasolar planets are contaminated by FPs that are caused by eclipsing stellar binaries and transits and eclipses of stars that are spatially offset from the target stars. The Kepler-Object-of-Interest (KOI) catalogue is an inhomogeneous working list used to track transit candidates of interest identified from *Kepler* photometric light curves. The FP to PC ratio of the raw KOI catalogue is approximately 0.39 (Burke et al. 2013)². A quick survey of KOI dispositions (available on the *Kepler* exoplanet archive; Akeson et al. 2013) shows most of the FP occurrences are linked to events that show a single pattern of periodic transits. They rarely occur when there is evidence of multiple transiting objects, a fact first noted by Latham et al. (2011). While the vast majority of the catalogue is dedicated to exoplanet candidates and eclipsing binary stars, the list contains

²Based on KOIs 1-3149 having a FP or PC status on 2013/08/01

some astrophysically interesting light curves that do not show transits, such as *Heartbeat Stars* (Thompson et al. 2012). We have excluded events that have been classified as a *non-transit event*. Similarly, false-alarms (FAs) were also excluded based on a transit S/N of 7.1. The *Kepler* transit detection pipeline was designed to identify events that have at least 3 transits. However, through human examination of the photometric time series, some deep, single occurrence events are noted and catalogued. The orbital periods for some of these events have now been measured based on the detection of a third transit. However, there are 18 planet candidates for which only 1 or 2 transits have been observed. It is difficult to assess the FP nature of these candidates as one cannot reliably estimate the orbital period. These KOI are also excluded from our sample.

Given that the *Kepler* pipeline is continually undergoing substantial improvements, we restrict ourselves to exoplanet candidates found with Q1 – Q8 light curves. This includes the Q1 – Q5 (Borucki et al. 2011) and Q1 – Q6 (Batalha et al. 2013) lists and a subset of the Q1 – Q8 catalogue (Burke et al. 2013). The Q1 – Q8 candidate list includes data products based on Q1 – Q10 data. During this process additional multi-planet candidates were discovered and catalogued, including planet candidates found with independent methods such as *QATS* (Carter & Agol 2013). An example is KOI-351 (Kepler-90) which had 6 PCs found in the Q1 – Q8 sample but is now known to contain at least 7 candidates (Paper II and Agol et al. 2013). We have excluded these Q1 – Q10 discoveries to avoid a bias in our statistics that would overestimate the quantity of multi-planet systems for validation. Any multi-planet candidate found in Burke et al. (2013) that is not listed in our sample is a Q1– Q10 discovery. We used 3737 KOIs associated with 3008 stars in our analysis; 1210 planet candidates in multi-planet systems and 2527 planet candidates in single planet systems.

Table 1 lists the number of systems and planets that have been considered in our sample. Each row lists the number of systems that pass various tests, such as our FA test (§5.2), P/T0 collisions and transit characterization from models (§4.1). The columns indicate the number of planet candidates found in each system with S1 indicating that one planet candidate was found. M1 means that a light curve was identified to have multiple transiting candidates, but after cuts the number of remaining candidates has fallen to one. The columns labeled 2 through 6 indicate the number of systems with the corresponding number of planets that pass criteria indicated in the last column. Each test was chosen to eliminate and mitigate FPs (see §3 of Paper II), but only candidates labeled as FP are definitive FPs. For example, we do not validate candidates that show ‘V’-shaped light curves based on transit model fits. This distinctive transit shape can be produced by either a transit duration that is similar to the photometric cadence, a grazing planet with an impact parameter near 1, or stellar binary with a large value of R_p/R_* . Transit-modelling of a ‘V’-shaped transit leads to a large uncertainty on the measurement of quantities such as R_p/R_* , making it difficult to assess

the properties of the planet-candidate and identify blended BEBs. These candidates are not labeled as FPs, but they are also not validated as planets.

Approximately one-third of the entries in the KOI catalogue have been identified as eclipsing binaries either through light curve or centroid analysis. Criteria for KOI promotion have not been uniformly applied, and there have been some systematic biases in categorization based upon multiplicity of sets of transit signatures. For example, a low amplitude sequence of dips with alternating depths is generally categorized as an eclipsing binary and not given a KOI number, but if such a signature is seen for a target that has already been classified as a KOI based upon another set of dips, it is given a KOI number and immediately classified as an FP, thereby providing a biased increase in the number of FPs in multis. Searching for additional candidates is terminated around targets that have been identified as FPs, although there is often a significant amount of time between initial identification as a KOI and labeling as a FP. If a target is first identified as an EB, then the pipeline transit search is terminated, and since most such identifications are done rapidly, the distribution is more strongly biased against combinations of EBs and planet candidates. To improve our estimate of the true FP rate, we supplement our FP list with the eclipsing binary catalogue³. Since we are interested in EBs that roughly match the signal from a transiting extrasolar planet we only considered EBs that are detached based on having a morphological classification criteria less than 0.5 (Matijevic et al. 2012) and have a primary eclipse depth less than 2%. These criteria remove contact binaries, which have a characteristic *w* shape. This step increases the total number of FPs by 138.

3. Characteristics of Planet-Hosting Stars

We used a diverse set of measurements to estimate the properties of each stellar host of the *Kepler* multis that we validate as planets. Our goal is to obtain the best classification of each planet-hosting star given all of the information available to us rather than to produce a homogeneous data set. We prioritized classification in the following order, choosing for each target the first available option:

- Combined asteroseismology + spectroscopy analysis (Huber et al. 2013).
- Spectrometry Made Easy (SME; Valenti et al. 1996) analysis using spectra taken at the Keck I telescope.

³V3 retrieved 2013/04/24 <http://keplerebs.villanova.edu/>

- SpecMatch fitting (see below and Petigura et al. 2013) using spectra taken at the Keck I telescope.
- Stellar Parameter Classification (SPC) analysis of spectra taken at various telescopes (Buchhave et al. 2012).
- Modified KIC photometric classification from adjustments to original KIC values of T_{eff} , $\log g$ and $[\text{Fe}/\text{H}]$ to match Yale-Yonsei (Demarque et al. 2004) stellar evolution models.

Note that by using this heterogeneous set of stellar characterization techniques, we sacrifice uniformity for accuracy, and care should be taken in performing statistical studies based on fit parameters.

To support the SME and SpecMatch analyses, high resolution spectra were taken of multi-planet candidate host stars with HIRES spectrometer on the Keck I telescope using the observing setup of the CPS group (Marcy et al. 2008). We acquired spectra with a resolution of $R = 55,000$ and a wavelength coverage of 360 – 800 nm, which have a S/N per pixel of 40 (or better in some cases that were used for the SME analysis) at 550 nm, corresponding to a $S/N = 85$ per resolution element. The spectra were observed without the iodine cell in the light path. Using the C2 decker, which projects to $0''.87 \times 14''.0$ on the sky, we removed the signal from moonlight that otherwise could contaminate the stellar spectra at the level of a few percent.

When determining atmospheric parameters of the planet host stars using SpecMatch, we compared each spectrum to a library of 800 spectra having $T_{\text{eff}} = 3500 - 7500$ K and $\log g = 2.0 - 5.0$, which spans the FGK and early M type main sequence and subgiant stars. All library stars have accurate parallax measurements, allowing for good estimates of stellar mass and radius for each. We then compared the observed spectrum with that of each library star. The spectrum is placed on a common wavelength scale and normalized in intensity. The χ^2 value is calculated as the sum of the squares of the differences between the observed spectrum and each library spectrum. The final stellar properties, listed in Table 2, are determined by the weighted mean of the ten library spectra with the lowest χ^2 values. We adopted errors in each parameter by comparing results to a range of standard stars.

Stellar parameters are derived by matching atmospheric parameters (T_{eff} , $\log g$, $[\text{Fe}/\text{H}]$) to stellar evolution models (M_* , Age, Z). Atmospheric parameters are based on SME (Valenti et al. 1996), SpecMatch, SPC (Buchhave et al. 2012), Asteroseismology (Huber et al. 2013) or the KIC (Brown et al. 2011) including the revision of T_{eff} by Pinsonneault et al. (2012). For SME parameters we added 59 K to T_{eff} and 0.062 dex to $[\text{Fe}/\text{H}]$ in quadrature following

the Torres et al. (2012) recommendation. For SpecMatch and SPC results we adopt uncertainties as reported, with preference given to SME and then SpecMatch. For stars without asteroseismic or spectroscopic constraints, we adopt T_{eff} from Table 7 of Pinsonneault et al. (2012) and $\log g$ and $[\text{Fe}/\text{H}]$ as given in the KIC. For uncertainties we adopt values of 200 K in T_{eff} , 0.3 dex in $\log g$ and 0.5 dex in $[\text{Fe}/\text{H}]$, in agreement with typical residuals of KIC values to stellar properties determined from asteroseismology and spectroscopy (e.g., Bruntt et al. 2012). We adopted the Yonsei-Yale stellar evolution models (Demarque et al. 2004) to determine stellar parameters. The model matching was done by varying the stellar mass, age and Z and comparing the model-derived values of T_{eff} , $\log g$ and $[\text{Fe}/\text{H}]$ with the spectroscopic values with a chi-square statistic. An initial match was found by scanning in mass increments of $0.1 M_{\odot}$ restricting ages from 0 to 14 Gyr, and identifying a best matching model. A Markov-Chain-Monte-Carlo (MCMC) routine was then seeded with this trial value of stellar mass, age and Z to determine posterior distributions. All stellar models with ages greater than 14 Gyr were excluded. In total 100 000 chain elements were generated for each star. The models were also used to determine posterior distributions for the stellar radius, luminosity and mean stellar density. The resulting stellar parameters are listed in Table 2.

4. Light Curve Analysis

Kepler photometry was used to both identify FPs and to characterize the transiting planets. We used *Kepler* Q1 to Q10, long cadence, simple aperture, photometric observations⁴ gathered every 29.4 minutes over a time span of 868 days. These measurements do not account for the effects of dilution from the addition of stars near or in the photometric aperture, thus, there is a bias in our measured planetary parameters towards underestimating planetary radii. Measuring dilution and determining corrections are difficult tasks and outside the scope of our goal to validate hundreds of extrasolar planets. However, there are rough estimates of the dilution based on the KIC, retrieved from MAST, from which this bias can be estimated and used to place conservative upper limits on systematics introduced from contamination. The mean value of light contamination for validated *Kepler* planets is 5%. As the transit depth is proportional to $(R_p/R_*)^2$, a 5% dilution translates into a 2.6% systematic bias in the planetary radius, which is small compared to the uncertainty in the stellar radius. From our validated planet sample, the largest light contamination was found to be 20% of the total light for KOI-907 (Kepler-251), which translates into an error on the

⁴Observations labeled as SAP_FLUX from FITS files retrieved from The Barbara A. Mikulski Archive for Space Telescopes (MAST).

planetary radii of 11.8%.

While *Kepler* had a high duty cycle, some transits were missed due to a variety of logistical details such as sky location, data downlink, spacecraft safe modes and a dead module. An extreme example is KOI-94 (Kepler-89) (Weiss et al. 2013), which has an effective duty cycle of less than 50% due to its location on the edge of one of the CCD detectors. The spacecraft rotates each quarter and this target lies in the gap between detectors during 2 of every 4 consecutive quarters. For a majority of our targets, the effective duty fraction after removal of flagged⁵ data was approximately 86%.

We filtered the data to remove instrumental and astrophysical signatures that are independent of the planetary transit as follows: each observation was corrected by fitting a cubic polynomial to a segment of the time series photometric measurements centered on the time of measurement. A segment is defined by selecting observations that were taken within 1 day of the measurement. We also require that the time series not contain any gaps longer than 5 cadences (~ 2.5 hours). If such a gap is encountered, the data collected near that gap are not considered. Such gaps were commonly produced by the monthly data downlinks. The removed data dropped the duty-cycle by $\sim 1\%$. After repointing the spacecraft, there was usually a photometric offset produced due to thermal changes in the telescope. Thus, astrophysical signals with timescales of approximately 2 days are strongly filtered by this process. The filter is destructive to the shape of a planetary transit. Thus, we exclude any measurement taken within 1 transit-duration of the measured center of the transit time and use an extrapolation of the polynomial fit to estimate corrections during transits. The transit duration is defined as the time from first to last contact, T_{dur} . The segment is fit with a cubic polynomial and used to measure the photometric offset, which is then removed. We repeat the process for each observation to produce a detrended time series. When significant transit timing variations are detected, we rebuild the detrended time series using the updated center of transit times.

An initial multi-planet photometric model was fit to each detrended light curve. The photometric model assumes non-interacting circular orbits and used the quadratic limb darkening transit model of Mandel & Agol (2002). We used limb-darkening parameters from Claret & Bloemen (2011), which were fixed for each target based on our stellar classification (T_{eff} , $\log g$, $[\text{Fe}/\text{H}]$). The model was parameterized by the mean-stellar density (ρ_\star), photometric zero point and for each planet (n) an epoch ($T0_n$), period (P_n), scaled planetary radius ($R_p/R_{\star n}$) and impact parameter (b_n). The semi-major axis for each planet candidate

⁵Observations with SAP_QUALITY=0 from FITS files retrieved from MAST

is estimated by

$$\left(\frac{a}{R_\star}\right)^3 \simeq \frac{\rho_\star GP^2}{3\pi}, \quad (1)$$

where the assumption was made that the sum of the planetary masses is much less than the mass of the host star. For a Jupiter-mass companion of a Sun-like star, a systematic error of 0.1% is incurred on the determination of ρ_\star . To account for the ~ 30 minute integration of *Kepler* observations, the transit model was sampled 11 times temporally with equal spacings within the integration window. The 11 separate models were then averaged. A best fit model was calculated by a Levenberg-Marquardt chi-square minimization routine (More, Garbow & Hillstrom 1980). This model was used primarily to seed our Markov Chain Monte Carlo (MCMC) routines to measure fundamental physical properties of each planet.

4.1. Measuring Planet Parameters

Our main objective is to identify FPs and to select candidates found in multi-transiting systems that have a very high probability of being bona fide extrasolar planets. Our strategy was to examine each photometric light curve for signatures of stellar binarity: secondary eclipses, phase curve variations and a comparison of the transit model determination of ρ_\star to our classification and modeling of the host star. We also examine the populations of stellar and planetary systems to establish regions of parameter space, namely orbital period and impact parameter, that are most susceptible to contamination from FPs.

Our measured planetary parameters are listed in Table 3 and are based on a transit model fit similar to the description given at the beginning of §4, except that we have modeled each planet candidate in a system independently. We start by using the best fit model from the multi-planet model to remove the photometric signature of all transiting candidates except the one we wish to measure. We assumed a circular orbit and fit for ρ_\star , T_0 , P , b , R_p/R_\star and ρ_c , where ρ_c is the value of ρ_\star when a circular orbit is assumed. Thus, each planet candidate provides an independent measurement of ρ_c . If the value of ρ_c is statistically the same for each planet candidate, then the planetary system is consistent with each planet being in a circular orbit around the same host star. We examine the distribution of transit-determined values of ρ_c in Appendix A.

To estimate the posterior distribution on each fitted parameter, we use a MCMC approach similar to the procedure outlined in Ford (2005). To account for the strong correlation between ρ_c , b and R_p/R_\star , we use a Gibbs sampler to shuffle the value of parameters for each step of the MCMC procedure and use a control set of parameters to approximate the scale and orientation for the jumping distribution of correlated parameters as outlined in Gregory

(2011). An initial control set consists of 2000 chains was generated by a MCMC run where the width of the Gaussian proposal distributions was adjusted to achieve a success rate of $\sim 25\%$. Once the success rate for a jump was between 20 and 30%, the width of the Gaussian was fixed for the duration of the calculations. The control set is updated during the MCMC run by adding every second accepted jump proposal parameter set and removing the oldest element. The control set is fixed once an acceptance rate between 20-25% is achieved. Any chain that was generated before the proposal sample was fixed was discarded. We found that this method allows the MCMC approach to efficiently sample parameter space even with highly correlated model parameters. We generated four 1 000 000 Markov-chains for each PC. The first 20% of each chain was discarded and the remaining sets were combined and used to calculate the median, standard deviation and 1, 2, 3 σ bounds of the distribution centred on the median of each modeled parameter. Our model fits and uncertainties are reported in Table 3. We use the Markov-Chains to derive model dependent measurements of the transit depth (T_{dep}) and transit duration (T_{dur}). We also convolve the transit model parameters with the stellar parameters (see §3) to compute the planetary radius, R_p , and the flux received by the planet relative to the Earth (S). To compute the transit duration, we used Equation 3 from Seager & Mallen-Ornelas (2003) for a circular orbit,

$$T_{dur} = \frac{P}{\pi} \arcsin \left(\frac{R_{\star}}{a} \left[\frac{(1 + \frac{R_p}{R_{\star}})^2 - (\frac{a}{R_{\star}} \cos i)^2}{1 - \cos^2 i} \right]^{1/2} \right), \quad (2)$$

which defines the transit duration as the time from first to last contact. We estimate the ratio of incident flux received by the planet relative to the Earth’s incident flux,

$$S = \left(\frac{R_{\star}}{R_{\odot}} \right)^2 \left(\frac{T_{eff}}{T_{eff\odot}} \right)^4 \left(\frac{a}{a_{\oplus}} \right)^{-2}, \quad (3)$$

where T_{eff} is the effective temperature of host star, $T_{eff\odot}$ is the temperature of the Sun and a is the semi-major axis calculated with Kepler’s Second Law using the measured orbital period and estimated stellar mass.

4.2. Transit Timing Variations

We estimate transit timing variations (TTVs) for each light curve using the best fit models from §4 and §4.1 as a template. Center-of-transit times are measured by selecting data obtained within 1 transit duration of the predicted center of transit time (thus the time series has a length that is twice the transit duration). If the transit duration is less than 2 hours, then we select data within 2 hours of the center-of-transit time. We then

refit the transit model but we allow only T0 to vary. The measured center-of-transit time is then compared to the predicted time to produce the observed minus calculated transit time (TTV_{*n*}) for each transit, *n*. If significant variations are detected, we improve the transit model template by compressing and expanding the time interval between measurements by linearly interpolating between timing offsets observed for each transit. The improved template is then used to redetermine the transit times. We report our measured transit-timing variations in Table 5. If fewer than 4 observations were selected for fitting, we do not report TTV_{*n*}. Note that here *t_n* is the measured transit time and not the prediction of a linear transit ephemeris (unlike Ford et al. 2011).

While the vast majority of the TTVs were processed in bulk, some KOIs with large TTVs received individual attention. When the center-of-transit time was shifted substantially away from the predicted transit time, the fitting process failed. An example is KOI-142 (Kepler-88), where the transit times shift by ~20 hours. For such cases, the previous two transit timing measurements were used to linearly extrapolate an estimate of the next transit time to initialize the fitter.

5. Planet Dispositions and False Positive Identification

The adopted Q1–Q8 dispositions were produced by a combination of work developed for the general KOI catalogue (Burke et al. 2013) and the multi-planet population listed in this paper. The end result is a set of dispositions shared between the two papers. Each planet candidate was subjected to tests described below: lightcurve inspection by eye, a S/N threshold, searches for secondary events, phase-linked variations, odd-even numbered transit comparison and centroid motion during transit. The disposition of KOIs presented here and the underlying statistics presented in Paper II sets the stage for the validation of a large number of multi-planet candidates at greater than the 99 percentile; specifically, we expect ~2 FPs from the 851 planets validated in §5.9.

One of the major results from Paper II (see §4 therein) is that the FP rate in multi-planet systems must be low. The predictions are that ~27 FPs should have been detected in the multi-planet candidate sample, and that ~2 FPs have been missed. Demonstration of the accuracy of the first of these predictions builds a strong case that currently viable planet candidates in multi-planet systems are bona fide planets. The types of FPs that can be searched for include: a planet transiting a star not physically bound to the *Kepler* target star; or an eclipsing binary star system or other astrophysical phenomenon. If a bound stellar companion is found, it is sometimes possible to determine which star is the source of the transits, but *Kepler* data are not sensitive to isolating the transit host in most bound

systems.

This section is dedicated to describing the tests that were carried out to identify FPs in our multi-planet sample. These tests include searches for secondary events and classifying the event as a planetary occultation or stellar eclipse (§5.3). Tidal interactions and motion of the host star around the center-of-mass produce variations related to the orbital period. When present, the amplitude of these variations reveals the masses of the binary components (§5.4). In the cases where the primary and secondary eclipses of a stellar binary with nearly equal mass stars are reported, the orbital period may be incorrect by a factor of 2. To test for this scenario we compare the depths of the odd- and even-numbered transit events (§5.5). One of the most powerful tests is the use of pixel-level Kepler data to focus on finding clean targets for validation by localizing the source of the transit on the detector (§5.6). A common source of FPs are centroid offsets due to motion in the difference of in- and out-of-transit combined images across a transit event. The most frequent source of centroid offsets are background eclipsing binaries that track the spatial density of background stars (see Figure 1 of paper II).

5.1. Quality of Model Fit

We calculated the reduced chi-square for each transit model. If the value was greater than 2 or less than 0.5, then the fit and photometry were visually inspected. In most cases, it was found that a transit overlapped an instrumental effect, the most common effect being photometric deviations observed after the instrument returned to nominal operations that involved a reorientation of the spacecraft. In these cases, the offending segment of data was excluded and the model fits were repeated. Other cases include models that produced a poor transit fit from convergence to a local minimum, excess scatter from stellar variability, and evidence of a stellar binary in the light curve shape from the presence of a strong occultation or ellipsoidal variations. This level of vetting was performed for both the single and multi-planet population.

From our inspection we discovered that KOI-1134.01 and 1134.02 were both tracing the same EB that had a period of 100 days but had transit depths that were heavily modulated due to third-light contamination that appeared as independent transit candidates in early analysis using only a few months of observations. We have labeled KOI-1134.01 as an EB FP and 1134.02 was labeled as a FA. KOI-1792.02 was found to be a FP with stellar variability mimicking a transit signal. KOI-2048.02 was identified as residuals of the transit fit to KOI-2048.01, thus 2048.02 was labeled as a FA and removed.

5.2. Signal-to-Noise Ratio

The signal-to-noise ratio (S/N) was calculated from depth of the transit using the transit-model and noise was estimated by the standard deviation of observations obtained outside of transit and then scaled with a geometric sum to match the transit duration, yielding

$$S/N = \sqrt{N_T} \frac{T_{dep}}{\sigma_{OT}}, \quad (4)$$

where T_{dep} is the transit depth, N_T is the number observations obtained during transit and σ_{OT} is the standard deviation of out-of-transit observations. The estimation of the S/N assumes that the depth of the transit is uniform, which is a good approximation for small Earth-sized planets with central transits ($b=0$). For relatively large planet-to-star radius ratio and/or large impact parameters, our technique will overestimate the S/N, but this has minimal impact on our assessment of PCs. The impact parameter is not well defined for low S/N events, but the transit depth and duration are measurable quantities.

We used S/N estimates for two purposes: to identify FAs and to determine a threshold for planet validation. The KOI catalogue has an adopted S/N limit of 7.1 to classify a target as a KOI. FAs are present in the KOI catalogue as initially the transit signal was estimated to have a S/N greater than 7.1 (Jenkins et al. 2002), and then as additional observations were gathered the S/N dropped below 7.1. These types of events inform us that validation of transiting planets with a S/N near the KOI threshold has a risk of introducing FAs, which we will now assess.

Using a S/N cut of 7.1 based on the transit depth and visual inspection, 26 KOIs in multis were classified as FAs: KOI-111.04, 439.02, 489.02, 966.02, 989.01, 1070.03, 1134.02, 1198.04, 1312.01, 1316.02, 1408.02, 1576.03, 1639.01, 1639.02, 1792.02, 1940.02, 1961.02, 2048.02, 2160.02, 2188.02, 2224.02, 2261.02, 2339.02, 2473.02, 2533.02, 2586.02. For 15 systems, only a single planet candidate remained, as indicated by the **M1** column in Table 1 when the S/N cut is applied. The objects were considered single-planet systems for statistical counts. The rate of FAs from the single-planet and multi-planet population were both found to be $\sim 2\%$. As FAs do not represent real detections (quite the opposite) there is no reason to expect the rates to be predictable or reliable. The KOI creation process has been very inhomogeneous. This has caused the introduction of biases that favour finding and identifying additional planet candidates once the first candidate in a system has been found. This is especially true because of the notion that the FP rate for multi-planet systems is low. Quantifying this human bias is difficult and is part of our motivation to choose a larger transit S/N cut of 10 for planet validation.

The distribution of the transit S/N is shown in Figure 1. There is a rise in the observed

number of planet candidates from a S/N of 50 to ~ 15 . The increase is driven by the increase in the number of planet candidates towards smaller radii and the increase in *Kepler* targets towards fainter magnitudes. A sharp drop is observed at S/N below 15, which marks the transition where the KOI catalogue becomes significantly incomplete. We also inspected all transit candidates with a S/N less than 15 and found convincing transit signals for all candidates with a S/N greater than 10. *Based on our observation of the S/N distribution shown in Figure 1 and inspection of the observed transit we only validate planet candidates with a S/N greater than 10.* We expect a large number of lower S/N candidates in the range of 7.1 to 10 to still be good PCs.

5.3. Occultation/Secondary Eclipse Search

The primary signature of an EB relative to a transiting planet is the presence of eclipses of different depths due to the difference in surface brightness of the two orbiting stars. The change in depth can be quite dramatic depending on the nature of the two stars. As *Kepler* photometry has high precision and a spectral bandpass extending to 850 nm, occultations or eclipses can reliably be found for companions with radii similar to Jupiter with temperatures greater than approximately 2000 K. For bright host stars (Kepmag ~ 10) this limit can be pushed to even cooler temperatures (e.g., TReS-2b, Barclay et al. (2012)). As such, a secondary event can be due to a secondary eclipse from a stellar binary, or an occultation when a planet is blocked by the host star. To distinguish between secondary eclipses and occultations, we estimated the expected equilibrium temperature (T_{eq}) for an orbiting body heated by incident stellar flux and compared it to an estimate of the temperature (T_{eff_p}) based on the depth of the occultation. The expectation is that a star, which is self luminous from nuclear fusion, will have a temperature T_{eff_p} that is much larger than T_{eq} . We also test whether the depth of the occultation is consistent with reflected light from a planet by computing the geometric albedo, A_g in the *Kepler* bandpass. The secondary event is inconsistent with the planet hypothesis if A_g is significantly greater than unity.

Although visual inspection reveals some obvious occultations present in the data, we performed a more thorough search to identify occultations and eclipses. To search for secondary events the light curve was phased to the orbital period and for each phase point the mean was calculated. Observations that occurred within 1 transit-duration were compared to mean values computed at phases within ± 1 transit duration. The difference divided by the standard-deviation of observations at all phases was computed and used to identify occultations at any phase outside of transit.

To distinguish between planetary occultations and stellar eclipses, we compared the

event depth with the occultation depth expected by a highly radiated exoplanet. We estimate the equilibrium temperature by

$$T_{\text{eq}} = T_{\text{eff}}(R_{\star}/2a)^{1/2}[f(1 - A_{\text{B}})]^{1/4}, \quad (5)$$

where R_{\star} and T_{eff} are the stellar radius and temperature, a is the semi-major axis, A_{B} is the planet’s Bond albedo, and f is a proxy for atmospheric thermal circulation. To calculate the mean, we assume $A_{\text{B}} = 0.1$ for highly irradiated planets (Rowe et al. 2006) and $f = 1$ for efficient heat distribution to the night side. The occultation depth was used to estimate the temperature of the companion ($T_{\text{eff}p}$) using our best estimate of the stellar parameters,

$$T_{\text{eff}p}^4 = T_{\text{eff}}^4 \frac{R_{\star}^2 F_p}{R_p^2 F_{\star}}, \quad (6)$$

where F_p/F_{\star} is the ratio of the companion and stellar flux and is equal to the depth of the occultation. We are assuming that the occultation depth observed over the *Kepler* bandpass is a proxy for the true bolometric flux ratio. We estimate uncertainties in T_{eq} and $T_{\text{eff}p}$ by propagating our determined errors in the stellar parameters from Table 2. We also estimate whether the occultation could be due to reflection rather than thermal emission by estimating the geometric albedo,

$$A_g = \frac{F_p a^2}{F_{\star} R_p^2}, \quad (7)$$

In the case that $T_{\text{eff}p}$ is greater than T_{eq} at the 99.7 percentile (3-sigma) and A_g is greater than 1, we identify the event as a stellar eclipse and the candidate as an EB FP. While unexpected, such a test may classify self-luminous planets (e.g., youth or external forces) as FPs.

A number of FPs were detected through the identification of secondary eclipses (see §5.8). The only planet in a multi-planet system with a detected occultation was Kepler-10b with $A_g < 1$ and $T_{\text{eff}p} \sim T_{\text{eq}}$. The lack of detected occultations in the multi-planet population is a consequence of the dearth of large-highly irradiated planets in these systems (see Figure 3). For the single planet population, it is likely a handful of EBs that show occultations are classified as close-in Jupiter-sized planet candidates heated to ~ 2000 K because such planets have an occultation and transit depth similar to an eclipsing low-mass star. The philosophy for the KOI catalogue has been to keep a candidate classified as a PC until strong evidence is presented that shows the FP nature of the candidate. A consequence is that a handful of FPs will be misclassified as large (Jupiter-sized) candidates, which has no impact on our validation of multi-planet systems.

5.4. Phase Linked Variations

The orbital motion of a companion is imprinted in the photometric light curve due to day-night effects (thermal emission and reflectivity), ellipsoidal variations from gravity darkening due to tidal forces and Doppler boosting from orbital motion. The latter two effects are dependent on the mass of the companion and, when present, can be used to estimate the mass of the companion (e.g., Mazeh et al. 2013).

There are cases when a companion interacts with the stellar surface through magnetic fields and produces star spots that could be misinterpreted as phase linked variations due to a massive companion (e.g., Tau Bootis (Walker et al. 2008)). Thus our analysis would label a planet such as Tau Bootis as a FP.

To search for phase-curve variations (only relevant for short period systems), we filtered the data using the same procedure described in §4 except we changed the time-scale of the polynomial fitter to 5 days instead of 2 days as the filter is destructive to astrophysical signals with a similar or longer time-scale. This means our initial search is not sensitive to phase-linked variations on these longer timescales. The search was performed by calculating the occultation depth statistic introduced in §5.3, which is equivalent to average filtered data with a width equal to the transit duration. The standard deviation of the set of occultation measurements was calculated. This value was compared to the standard deviation of the data. This test determines whether the scatter is Gaussian on transit-duration timescales. When the ratio was found to be greater than 2, variability in the phased light curve is detected. In these cases we inspected the light curves and found evidence of coherent EB effects as well as variable stars with fast pulsation or rotation timescales.

As was the case with the occultation search, it is expected that phase-linked variations will be rare because highly-irradiated Jupiter-sized objects are rare in the *Kepler* multi-planet sample. KOI-1731.02 and 1447.02 were found to show phase-curves and labeled as FPs. From the single-planet population, phase-curves were discovered in KOI-23, 130, 143, 631, 636, 681, 699. If ellipsoidal variations are source of the signal, then the mass of the companion was estimated which ranged from ~ 0.1 to $0.23 M_{\odot}$ indicating that these sources are EB FPs.

5.5. Odd-even Metric

The occultation/eclipse search is effective when the orbital period is correctly estimated. In cases when EB eclipses are similar in depth, it is common to have the period off by a factor of 2. For most EBs, the depths of the alternating (odd- and even-numbered) transits

differ. We search for this odd-even effect by separately modeling the odd- and even-numbered transits where we only allowed R_p/R_\star to vary and the other parameters were fixed to their global solution. We used the change in R_p/R_\star as a proxy for a change in transit depth. When the change was greater than 3σ , we inspected the transit light curves to insure that the effect was real. For the cases where we noticed spot-crossing-induced variations in the transit depths, the systems were retained as candidates.

From the multi-planet sample, only KOI-966.01 was found to exhibit an odd-even transit effect. Thus, the true orbital period is double the reported KOI value. From the single-planet population 102 candidates had detected odd-even effects, although this count is incomplete as a FP is not always searched for additional effects or FP signatures in the light curve.

5.6. Centroid Analysis

A dominant source of false positive planetary transit detections is eclipsing binaries, or giant planet transits, on background stars that are captured in the aperture of the target star (BEB). These background signals are diluted by the target star and can have the appearance of small-planet transits. In this subsection we describe the method we use to find KOIs with “clean” centroids, where the measurement is of high quality and there is no indication that the transit is not on the target star. This “clean” centroid standard, described in detail below, is a more stringent centroid standard than that used for planet candidate status (see, for example, Batalha et al. (2013)), and gives us confidence that the centroid signal is coincident on the sky with the target star.

We use centroid analysis to identify KOIs that are not clearly on the target star. The centroid method we use is the fit of a Point Response Function (PRF) to the pixel difference image constructed by subtracting an average in-transit image from an average out-of-transit image (Bryson et al. 2013). This centroid method provides an offset from the target star position for each quarter, and the final offset for the KOI is a robust average of the quarterly offsets. We also use data quality metrics that indicate whether the data support the centroid offset measurement. We do not validate a KOI if the centroid offset suggests that the transit is not very close to the target star, or if the data quality does not provide confidence that the transit signal is on the target star. This centroiding method does not work for highly saturated targets. Our treatment of saturated targets is described in §5.6.1.

We provide here a brief overview of the PRF-difference image centroid method. For details see Bryson et al. (2013). PRF-based centroids are measured on both out-of-transit and difference images quarter by quarter. When the target star is isolated, the centroid of the

out-of-transit image gives the position of the target star. Assuming that the transit source is the only source of variability in the aperture, the centroid of the difference image gives the location of the transit signal source. These quarterly centroid measurements are robustly averaged to estimate the target star and centroid signal locations on the sky. These average locations are differenced to provide the average offset of the transit signal from the target. The robust average also provides a $1\text{-}\sigma$ uncertainty per quarter, which is propagated through the robust average and offset calculation to provide an offset uncertainty. An alternative method for estimating the centroid uncertainty is via a bootstrap, using a resampling with replacement of the quarterly centroid measurements. The bootstrap-estimated uncertainty is also propagated through the robust average and offset calculation. We choose the larger of the two offset uncertainties when performing the cuts described below.

Centroid measurements are subject to several systematic errors, caused primarily by errors in the measurement of the *Kepler* PRF and crowding by background stars. The systematic error due to PRF error is mitigated by computing the offset as the difference between the PRF centroid of the out-of-transit image and the PRF centroid of the transit signal in the difference image. Because the transit source and the target star are near each other on the *Kepler* focal plane, their PRF errors are very similar so centroid systematic errors due to PRF error approximately cancel. The residual PRF error systematic varies from quarter to quarter and is statistically zero mean, so averaging over quarters further reduces PRF-error-driven centroid systematics. The residual systematics have a statistical standard deviation of less than $0.1''$. To account for this systematic error, a constant $0.067''$ is added in quadrature to the final offset uncertainty. This added constant does not, however, eliminate all apparently significant offsets due to systematic error, so we pass any KOI with offsets less than $0.3''$, even if that offset is formally statistically significant.

In a few cases there is a field star in the target’s aperture that is brighter than the target. In this case the centroid of the out-of-transit image is strongly biased by the bright star, and the centroid offsets are invalid. We detect such cases by computing the offset of the out-of-transit image centroid from the catalog position of the target star, and declare the centroid measurement to be invalid if the offset of the out-of-transit image centroid from the target star catalog position is $\geq 1.5''$.

We classify a KOI as having “clean centroids” if it passes three criteria, described in more detail below: 1) it has a good centroid measurement, 2) that centroid measurement indicates small offsets from the target star, and 3) there is at least a 99% probability that the transit signal is on the target star rather than another known star.

Good Centroid Measurement The quality of a centroid measurement is determined by several factors, most notably the transit S/N and systematic error. We do not validate KOIs as planets for which difference images are not available. There are three ways in which a KOI can *fail* to have a good measurement:

- When the S/N is very low, the measured offset uncertainty can be too large to sufficiently localize the transit signal. When the offset uncertainty is $\geq 1.5''$ we say that the KOI does not have a good measurement.
- The measured offset of the out-of-transit centroid from the target star’s catalog position is $\geq 1.5''$, indicating that it is likely that the out-of-transit centroid measurement is strongly biased by crowding.
- The quality of the difference image in a quarter is determined by measuring the correlation of the difference image pixels with the fit PRF. If the correlation is less than 0.7, we consider the signal in the difference image too weak to trust the centroid value; otherwise we say that quarter has a good PRF quality. We demand that there be at least three quarters with good PRF quality, or that with 2/3 of the observed quarters have good PRF quality, otherwise we say the KOI does not have a good measurement.

Small Offsets We demand that the measured offsets be close to the target, satisfying *both* of the following criteria:

- The offset is statistically close, that is the offset is $< 3\sigma$, or the offset is $< 0.3''$ to allow for small systematic error.
- The offset is smaller than $4''$.

Probability $\geq 99\%$ The systematic due to crowding is addressed via forward modeling of the observed pixels based on catalogs and the *Kepler* PRF (Bryson & Morton 2013). A synthetic pixel scene is created for each quarter by placing a flux-scaled PRF at the pixel location of every known star close enough to contribute flux to the observed aperture. In this way a synthetic pixel image modeling the average out-of-transit image is created for each quarter. A synthetic in-transit pixel image is created for each star in the aperture by reducing the flux of that star by the transit depth that best reproduces the overall observed transit depth, accounting for dilution. These images are analyzed for each star via difference-image PRF centroiding just like the observed pixels. The resulting offsets provide a prediction for the transit signal offset from the target star under the hypothesis that the

transit occurs on each star in the aperture. The predicted offsets are compared with the observed offsets by inferring the underlying probability distributions. For each star in the aperture, the normalized integral of the product of the observed and modeled distributions provides a relative probability that the transit signal is at the same location as that star, when the modeled depth on that star is less than 100%. An unknown background source is also included as an alternative hypothesis. For details see Bryson & Morton (2013). For this paper we assume an underlying Gaussian distribution, which is characterized by the mean and uncertainty of the offset averages. We say a KOI is not clean if its relative probability is less than 0.99.

The KOI is considered clean if the measurement quality, small centroid offset, and probability criteria are all satisfied.

5.6.1. *Manual KOI Inspection*

Some KOIs considered in this paper do not have well-computed centroids, either because the KOIs are on saturated target stars or because the centroid did not satisfy the “good measurement” criterion. Some of these KOIs were subject to manual inspection based on the criteria described in this section. If they pass inspection, they are considered “good”. We do not consider a “good” classification as strong as a “clean” classification, but as described in Paper II the multiple planet probability boost allows us to validate “good” KOIs.

Saturated Target Stars When the target star is saturated or near saturation ($Kp < 12$), centroiding methods based on the PRF are no longer valid. In these cases the transit signal has a distinctive pattern in the difference image (Bryson et al. 2013). Visual examination of the difference image in each quarter provides a qualitative indication that the transit source is in the same pixel as the target star. Specifically, when the transit is on the target star, the transit signal appears at the end of the saturated columns, as well as in the non-saturated wings of the PRF. We pass a saturated KOI as “good” when the transit signal visibly appears as expected at the end of the saturated column and the transit signal wings match the non-saturated wings of the target star. All of the saturated multis considered in this paper for which there are difference images and which are not already confirmed planets passed this test.

Bad Centroid Measurement When there are two “clean” KOIs in a system and additional KOIs that fail the “good measurement” criteria, manual inspection of the pixel data

was performed to see if there is any indication that these additional KOIs are not at the target star location. The typical situation is that the difference images were too noisy to support a high-quality centroid measurement. In this case, when manual inspection indicates that the transit signal is on the same pixel as the target star, and that there is no significant signal in the difference image away from the target star, we consider the KOI to be “good”.

5.7. KOIs with Validation Issues from Imaging

Table 4 lists candidates that have newly-detected companions inside the photometric aperture by Adams et al. (2012, 2013) and one of us (S.H.). Because these companions were not in the catalog used to compute the probability criterion described in §5.6, we give these special attention. Table 4 gives the observed offset of the newly found companion from the target star and the offset of the companion from the measured transit source in units of the centroid uncertainty. When the companion star is more than 3σ from the measured transit source we consider that companion as ruled out as a source of the transit signal. Because our validation criteria includes the requirement that the centroid source be no more than 3σ from the target star, companions outside of 4σ will not reduce the KOI’s probability of being on the target star to less than 99%. We do not consider whether or not the companion is gravitationally bound to the primary star.

When the companion stars are within 3σ of the transit position, the transit signal is not necessarily a false positive. However, this indicates that we did not determine which star was the source of the transits. We do not validate such candidates unless we have strong evidence that the nearby star is a bound companion to the *Kepler* target as described in §9 of Paper II.

5.8. Identified FPs Among the Multis

All of the FP tests described above have been applied to the original sample of 1212 planet candidates identified as potential multi-planet systems. For each FP a brief description of the types of FPs detected in multi-planet transiting systems is presented below. The FP disposition was used for a comparison of the single planet, multi-planet, EB and FP samples. There are three classes of FPs used to describe the nature of the transiting object: (1). Period and epoch (P/T0) collisions where multiple sources show the same orbital period and transit times. Such events can be produced by direct PRF contamination, optical reflections or electronic interference, such as crosstalk (Coughlin et al. 2013), (2). Flux FPs, where

the photometric light curve shows evidence of an EB. (3). Active-Pixel-Offsets (APOs) FPs where centroid measurements of the photometric aperture indicate that the source of the transits is due to a source offset from the *Kepler* target. Categories (2) and (3) are not mutually exclusive. Table 1 gives a break down of the planet candidates for various cuts and number of systems with 6 candidates, 5 candidates, 4 candidates and so forth.

There were 12 P/T0 collisions detected in the following KOIs: 376.01, 489.01, 989.02, 1119.01, 1196.01, 1231.01, 1231.02, 1747.02, 1803.02, 1806.01, 1944.02, 2188.01. A secondary eclipse was detected for most of these systems, indicating that the primary sources of P/T0 collisions are EBs. The distribution of P/T0 collisions will not favour transit candidate targets, thus it is expected that the rate of P/T0 collisions is lower for multi-planet sample relative to the single planet sample. KOI-489.02 was flagged a FA with a transit S/N of 6.6, thus the KOI-489 system does not count as a multi-planet system in any of our statistical counts.

KOI-199.02 shows a secondary eclipse with a depth of 50 ppm and an orbital period of 8.8 days. The depth of the secondary eclipse is inconsistent with the planet hypothesis. Derived values from the occultation are $A_g \sim 22$, $T_{\text{eff}} \sim 4500$ K and $T_{\text{eq}} = 1200$ K.

KOI-376.01 is a P/T0 collision and shows strong quarterly depth variations due to quarterly variation of contamination. The second candidate, KOI-376.02, has a period of 1.4 days and shows a strong secondary eclipse with an observed depth of 260 ppm. Since the signals observed are likely heavily diluted, the true eclipse depths are likely much deeper.

KOI-379.01 was found to have an additional star within the photometric aperture with a separation of $1''$. Centroid analysis points towards the fainter star as the source of the transits, thus this candidate has been flagged as an APO. Centroids analysis of KOI-379.02 is inconclusive to determine which star is the source of the transits and is kept as a PC.

KOI-414.01 shows a secondary eclipse with a depth of 400 ppm. The location of the secondary eclipse indicates that the orbit is non-circular. KOI-414.02 shows a clear centroid offset and was flagged as an APO.

KOI-2671.01 was marked as a FP as a secondary eclipse was detected. The occultation shows the orbit to be eccentric (35 hours offset). KOI-2671.02 has a centroid offset and was labeled as an APO.

KOI-989.01 and KOI-989.02 are the same event with the periods being integer multiples of one another. These two candidates were also flagged as a P/T0 collision. The confusion of these two candidates arose because of strong variations in the quarter transit depths from quarterly dependence of dilution. KOI-989.03 remains as a PC.

KOI-549.01, 549.02, 1196.01, 1231.01, 1378.02 and 2007.01 are flagged as APOs from centroid analysis. KOI-1119.01 is a P/T0 collision and 1119.02 shows strong centroid offsets. KOI-1342.01 shows a small offset of $0.9''$ with a significance of 4.1σ . It is therefore considered to be an APO. KOI-2159.02 shows centroid offsets and a secondary eclipse. KOI-1731.02 shows an occultation and phase-linked variations and was labeled as a FP because its transit depth appears to be heavily diluted.

KOI-966.01 shows an odd-even transit effect, but KOI-966.02 was labeled as a FA due the low S/N of the transit event. Thus, the KOI-966 system does not count as a multi for our statistics.

KOI-1447.01 showed a ‘V’ shaped transit event with a depth greater than 15%. While transit-depth is not an indication of the FP nature of the candidate, KOI-1447.02 shows large amplitude phase-linked variations. Thus, KOI-1447.02 is a clear FP which removes the KOI-1447 system as a multi-planet system, and due to the large transit-depth we classified 1447.01 as a FP.

From the single-planet population of 2482 PCs, 976 were classified as FPs resulting in a FP rate of $\sim 40\%$, which, as expected, is in stark contrast to the multi-planet FP rate. In total we found 26 FPs (including P/T0 collisions) in the multi-planet sample of 1167 PCs remaining after the removal of FAs and single planets. A few of the classified FPs had an associated FA, such as KOI-1231.02, and are included in the FP totals for the single planet population. The 26 FPs include cases of two FPs associated with the same target. Candidates that were flagged as having *not clean* centroids in Table 3 are not FPs and remain as unvalidated PCs. There is no strong evidence to suggest that any one target with *not clean* centroids is a blend, however, the probability of blends existing within the population is large enough that we cannot validate this sample at the 99 percentile. The 26 FPs are found around 20 systems, with 6 double FP systems, 12 cases of FP associated with a single PC and 2 cases where 2 PCs and 1 FP were associated with the same target.

The results of the multi-planet disposition are summarized in Table 4 of Paper II, which gives a comparison and breakdown of the expected FP rate. The agreement between the observations and predictions is very good which leads to our conclusion that a vast majority of transiting candidates found in multi-planet systems are genuine planets. After removal of FPs there are 1129 remaining multi-planet candidates. The next step is to explore this large population of candidates and set additional criteria to reduce the chances that undetected blends still exist. There will be a population of FPs from blends that exist in the *Kepler* transit sample, but cannot be detected via our methods, for example, a blend from a BEB where the separation from the target source is too small to be detected by centroid motion.

5.9. Validation of Multi-Planet Candidates

To reduce the number of potential FPs in our validated list of planets in multi-planet systems, we eliminate regions of phase space where we have reduced confidence. For example, we have reduced confidence in the validity of a PC if centroids cannot localize the position of transit to eliminate the chance of a background blend at the 99 percentile. The first requirement is that a candidate has a $S/N > 10$ as established in §5.2. This insures that the multi-planet sample is free of FAs and removes an additional 21 candidates after the removal of FPs and P/T0 collisions.

Using the analysis for §3, §4 and this section, we are able to use the criteria set out in Paper II to select a population of multi-planet transiting systems that have a FP rate substantially less than 1% (additional details below). Table 1 lists the number of planet candidates after various cuts and tests are applied. The various cuts are: **FA**, where either a transit candidate has insufficient S/N (< 7.1) or was labeled as a non-transit event such as stellar variability or was observed to have less than 3 transits. **Col** indicates a P/T0 collision. These sources are non-unique by nature so they are classified separately. **FP** indicates when a FP is identified that is a not a P/T0 collision. A FP can either be an EB masquerading as a planet candidate or a diluted signal where the source of the transits has been localized off the *Kepler* target. **SN** The transit models were used to determine the S/N of the phase folded transit for each candidate. We adopted a threshold of $S/N > 10$ to consider a transit event. **P** marks period cuts. We require the orbital period to be greater than 1.6 days due to the increased rate of FP found with shorter orbital periods (See Figure 2 in §5.8 and Appendix A of Paper II). **b** marks when cuts are made based on the measured impact parameter. When a transit is ‘V’ shaped there is a larger chance that a FP has been identified. This does not mean that ‘V’ shaped events are FPs, only that we have less confidence in declaring such objects as planets. The fraction of ‘V’ shaped signatures that are produced by EBs as opposed to transiting planets is far larger than that for ‘U’ shaped profiles. Our criteria for ‘V’ shaped transits is that $b + b_\sigma + R_p/R_\star > 1.00$. **centr** indicates the centroid test as outlined in §5.6. A target that does not pass our centroid test is not a statement that the object is a FP/APO, but rather that we had insufficient information to localize the source of the transits on the *Kepler* target. The column **# of multi-pl** indicates the total number of multi-planet systems that pass the indicated test. The column **# of new multi-pl** indicated the total number of multi-planet systems that pass the indicated test and have been previously verified (already assigned a Kepler-ID).

Figure 2 shows the cumulative distribution of orbital periods for candidate multi-planet systems (black), candidate single planet systems (red), FPs KOIs (green), P/T0 collisions

(cyan) and EBs from the Kepler Eclipsing Binary catalogue⁶. FA are not considered. The distribution of EBs shows a large population of short period events due to the inclusion of contact binaries. The sample of FPs from the KOI catalogue also shows a relatively strong population of FPs at short orbital periods, which is different from the EB population, but there is still a much larger fraction of FPs at shorter orbital periods compared to the PC populations. There are two reasons for this difference: (1) KOIs are selected based on a visual inspection of the photometric transit-event, with a requirement that the event has an appearance of a planetary transit. This process heavily reduces the number of contact binaries in the KOI catalogue, as a distinct transit that shows a clear ingress and egress are not present. (2) The *Kepler* transit search algorithm does not conduct searches for events with periods less than 0.5 d, so unless a strong harmonic of the orbital period is detected at a longer period, many short period events will also be missed. Similarly, the distribution of P/T0 collisions, which is dominated by EBs, shows a larger fraction of events with short orbital periods relative to the PC distributions. As articulated in Appendix A of Paper II, the expected abundance of unidentified FPs in multits to planets in multits is far larger at small orbital periods than at large ones. Thus we do not validate PCs with orbital periods less than 1.6 days. We also excluded systems with an orbital period less than 4 days and a S/N < 15, due to concerns of an increased FP rate and the lack of well constrained transit model parameters due to the low S/N of the transit. Eliminating candidates with a $P < 1.6$ days reduced the sample of 1107 PCs in multits that passed our FP and S/N tests to 1084 PCs as shown by row 6 of Table 1.

Dispositioning of PCs relies on transit models to characterize the orbiting companion. A transit can be ‘V’-shaped in appearance when: the transit duration is comparable to the photometric cadence or we have a grazing transit ($b + R_p/R_\star \sim 1$). The transit model incorporates the cadence time to convolve the synthetic lightcurve to match observations and allows a quantitative assessment as to whether a grazing transit is observed. A grazing transit also results in increased uncertainty in transit model parameters, which makes assessment of the transit event difficult. From the single transit population, after the removal of FAs, 16% have grazing or close to grazing transits ($b + b_\sigma + R_p/R_\star > 1.00$), which drops to 8% after the removal of FPs and P/T0 collisions, which is larger than one would expect based on an isotropic distribution of orbital planes. Almost half of the grazing transit single PCs have a radius greater than $15 R_\oplus$, which indicate that a large fraction of this population are likely FPs. However, planetary radius is not a criterion to label a candidate as FP because an upper limit on the radius of a planet is not well established, and measurement uncertainty on ‘V’-shaped transits precludes making a definitive statement regarding the absolute radius

⁶<http://keplerebs.villanova.edu/>

of the transiting object. From the multi-planet population, after the removal of FAs, 3.8% are measured to be grazing or near grazing, which drops to 3.1% after the removal of FPs and T/P0 collisions. Only 1 (5.9%) of the grazing multi-planet candidates has a large inferred planetary radius, KOI-1477.01, which is associated with an EB (KOI-1477.02). It is very likely that KOI-1477.01 is also an EB FP. The lower rate of grazing transits in the multi-planet population leads us to conclude that a large fraction of the grazing transits in the single-planet population are FPs. This means that there is a higher probability of a FP being found when a grazing transit is present, thus we do not validate multi-planet candidates that have $b + b_\sigma + R_p/R_\star > 1.00$. These KOIs are still good PCs. Application of FP, P/T0, S/N and cuts based on impact parameter reduces the set of multi-planet candidates for validation to 1054.

Cuts based on S/N, period and transit-shape use the transit models and comparison with the single planet population to identify regions of model parameter space with reduced confidence in the validity of a planet candidate; when the rate of FPs is observed to be larger relative to the multi-planet population. Cuts based on methodology presented in §5.6 where PRF models were used to identify which multi-planet candidates have at least a 99% probability that the transit signal is on the target star rather than another known or unknown star. This statement means that there is a low probability that a blended background transit event is present. After application of our centroid criteria the number of multi-planet candidates that is still considered for validation is 851.

As previously mentioned, planet radius is not a criterion for classification of a transiting candidate as a FP. A problem thus arises for large Jupiter-sized planet candidates as there is a degeneracy in radius for planets, brown dwarfs and low mass stars. Additional dynamical tests were applied to the multi-planet candidates: using Hill’s criterion to test for stability of neighboring pairs of planet candidates, and when $R_p + 2\sigma_{R_p} > 9 R_\oplus$, dynamical fits to transit times observed in Q1 – Q14 *Kepler* long cadence data were conducted to determine whether the giant candidates can have masses exceeding $13 M_J$, assuming all of the candidates orbit the *Kepler* target. Details of both tests can be found in Appendix C of Paper II. All candidates that passed the above tests, apart from the special case of KOI-284 (Kepler-132, addressed in §9.1 of Paper II), passed the stability tests. Table 3 categorizes candidates as having passed, failed or being too small to have been tested for mass limits large enough to be stars. The last row of Table 1 gives the number of planetary candidates after all tests have been applied and gives us a total of 851 planets that we validate. From this sample, 60 have been previously validated via other methods, thus **we are able to introduce 768 newly validated planets, which roughly doubles the current number of confirmed and validated planets.** Planets discovered and confirmed by the *Kepler* mission currently account for more than half of the known and validated extrasolar planets.

6. Population of Validated Planets and Discussion

After the application of all the tests listed above, we validate 851 extrasolar planets associated with 340 planetary systems. These systems are expected to have a FP rate that is significantly less than 1% due to the reasons listed in §5.9 and the theoretical framework laid out in Papers I and II. From this sample, 768 candidates in 306 systems have not been previously validated, but are now extrasolar planets validated above a confidence level of 99%. Thus, we introduce Kepler-100 through 405. From this population there are 106 new planets that have a radius less than $1.25 R_{\oplus}$ compared to 16 that have been previously validated. There are 6 planets with incident solar flux, S , less than 1.5 times that of the Earth including four planets: KOI-518.03, 1422.04, 1430.03 and 1596.02 (Kepler-174 d, Kepler-296 f, Kepler-298 d, Kepler-309 c respectively) that are new validations that we discuss below. Figure 3 plots incident flux versus radius and displays our new validations as filled circles. Multi-planet candidates that pass all tests except our centroid criterion are plotted as open circles and single planet candidates after the exclusion of FPs are plotted as small dots. The falloff in the number of planets below $1 R_{\oplus}$ is driven by incompleteness due to insufficient S/N. The falloff in the number of planets with $S < 1.5$ is due to decreasing transiting probability and incompleteness to longer period events (>150 d) as our sample is based on Q1-Q8 photometry (~ 2 years). As noted by Latham et al. (2011), there is a lack of hot-jupiters in multi-planet systems verified in Figure 3 as a deficit of planets with $S > 200$ and $R_p > 7 R_{\oplus}$ relative to the single planet population.

The FP tests presented in §5 are not sensitive to most hierarchical blends. A hierarchical blend is a bound stellar binary with a transiting planet orbiting one of the stellar components. It is not known if widely separated binaries host planetary systems with orbital planes aligned with the stellar orbital plane. If the alignment distribution is isotropic, then hierarchal, transiting triples in the multis may be rare, however, if alignment is common, say because of star-planet formation processes that favor aligned systems, then the rate of hierarchal, transiting triples could be much larger. For an isotropic distribution it was shown in §5 of Paper II that 4 or 5 systems are likely to have a planet candidate around each stellar component and it is very unlikely that there is more than 1 hierarchal triple multi (3 bound stars, one hosting a transiting planet and the other 2 in a eclipsing configuration). If the orbital planes of planets around both components of a stellar binary are aligned then we might expect to find a greater number of blends. In Appendix A, we develop a synthetic population model to test whether hierarchical blends could contribute a large fraction of the observed multi-planet population by comparing the measured value of ρ_{\star} from our transit models. We find that the multi-planet population is not dominated by hierarchical blends, but the strongest constraints come from KECK HIRES observations to search for spectroscopic blends (§8.1 of Paper II). Together, it appears the rate of hierarchical

blends is low. It is important to note that even if any of our validated planets are found to be orbiting a fainter and bound star, they are still planets; however, the stellar parameters listed in Table 2 will need to be revised.

The single and multi-planet populations also appear to have different fractions of planets at longer orbital periods. The relative cumulative distribution of the multiple planet systems overtakes the single planet populations at a period of ~ 25 days. There are 1027 and 897 single and multi-planet candidates with periods between 5 and 150 days. If we separate these samples into short periods, 5-25 day, and long periods, 25-150 days, we find 689 and 627 short period planets and 338 and 270 long period planets for the single and multi-planet populations respectively. Thus, 55% of the multi-planet sample are found in the short period bin compared to 45% for the single planet sample. Explaining this difference seems counterintuitive, as alignment of orbital planes in multi-planet systems would make it more likely to find longer period planets relative to the single planet population under the assumption that long period planets are equally common in multi and single planet systems. However, there are strong biases in the detection process that generates the raw KOI list. In particular the candidates are found via different numerical and inspection methods. For example, there are a number of long period single-transit candidates that were found through identification of a single transit event and then the candidate was continuously monitored for additional transits.

6.1. New Planetary Systems with Planets In or Near the Habitable Zone

We discuss herein, validated multiple planet systems that contain a planet that is in the nominal habitable zone of their star. The location of the habitable zone depends on stellar luminosity (and the orbital period range also depends on stellar mass), so we introduce only those planets whose host stars have been characterized spectroscopically in this section.

As we do not have information regarding either the albedo or atmospheric characteristics of these planets (nor of any moons that they might have), we can only make reasonable estimates of the flux of stellar radiation that they intercept, i.e., the amount of insolation that they receive. We therefore quote results in terms of the average solar flux intercepted by Earth, S , which is generally referred to as the solar constant. For the purposes of our tabulation, we list objects that intercept flux less than $1.5 S$ (comparable to the flux Venus received 1 billion years ago, see (Kopparapu et al. 2013) and references therein). For comparison, Venus receives $1.91 S$. We don't specify an outer boundary to the HZ because few of the *Kepler* planets that we have validated have significantly smaller insolation than does Earth, but note that Mars receives an average of $0.43 S$. Orbital eccentricity, e , which

generally is unknown, affects the flux of stellar radiation that a planet receives, but the change that it induces in the annual average insolation is roughly quadratic in e , and as few of the planets in *Kepler*'s multis have large eccentricities, the magnitude of the change in mean insolation resulting from planetary eccentricity is likely to be small. The spectrum of stellar radiation received by a planet also affects atmospheric and surface temperatures (Kasting, Whitmire & Reynolds 1993), but these variations are small compared to uncertainties in estimated insolation and in atmospheric properties. Nonetheless, we note the effective temperatures of the stellar hosts to aid in investigations by other researchers. Only six of the planets that we validate intercept less than 150% of the radiation flux encountered by Earth. Two of these orbit KOI-701 (Kepler-62) and have been analyzed in detail by Borucki et al. (2013). The transits for the four new planets that receive less than 1.5 S , KOI-518.03 (Kepler-174 d), 1422.04 (Kepler-296 f) (see Paper II for more detailed discussion), 1430.03 (Kepler-298 d) and 1596.02 (Kepler-309 c), are shown in Figure 4. The planets have nominal radii of 2.19, 1.79, 2.50 and 2.51 R_{\oplus} .

6.2. Conclusions

Our work provides a substantial increase in the number of verified exoplanetary systems and demonstrates the ability of the *Kepler* mission to probe the statistics of exoplanetary systems with a sample that is relatively clean of FPs. Both transit models and centroid models are used to characterize the photometric data and various tests were used to identify FPs. The rate of FPs was found to be low relative to the single transiting planet population, in quantitative agreement with theory (Papers I and II). This result demonstrates that 851 planet candidates in multi-planet systems are valid planets at greater than the 99% level. In Appendix A, the multi-planet population was used to investigate the rate of hierarchical blends in multi-planet systems; while no limits on the occurrence rate can be currently set, it was found that the eccentricity distribution of transiting multi-planet systems found by *Kepler* is significantly different from the planetary distribution found by RV surveys. The list of validated planets presented is reliable, but the sample suffers from both incompleteness and strong biases. Many of the candidates that were not validated in this study are still excellent planetary candidates.

Funding for this Discovery mission is provided by NASA's Science Mission Directorate. We are indebted to the entire *Kepler* Team for all the hard work and dedication have made such discoveries possible. JFR is partially supported by a Kepler Participating Scientist grant (NNX12AD21G).

REFERENCES

- Adams, E. R., et al. 2012, *AJ*, 144 42
- Adams, E. R., et al. 2013, *AJ*, 146 9
- Agol, E., et al. 2013, in preparation
- Akeson, R.L., Chen, X., Ciradi, D., et al. 2013, *astroph* 1307.2944v1
- Barclay, T., Huber, D., Rowe, J.F., et al. 2013, *ApJ*, 761, 53
- Batalha, N.M., Rowe, J.F., Gilliland, R.L. et al. 2010, *ApJ*, 713, 103
- Batalha, N.M., Borucki, W.J., Bryson, S.T. et al. 2011, *ApJ*, 729, 27
- Batalha, N.M., Rowe, J.F., Bryson, S.T. et al. 2013, *ApJS*, 204, 24
- Borucki, W.J., Koch, D.G., Basri, G. et al. 2011, *ApJ*, 736, 19
- Borucki, W. J., et al. 2013, *Science* 340, 587
- Brown, T.M., Latham, D.W., Everett, M.E., Esquerdo, G.A. 2011, *AJ*, 142, 112
- Bruntt, H., Basu, S., Smalley B. et al. 2012, *MNRAS*, 423, 122
- Bryson, S.T., et al. 2013, *PASP*, 125, 930
- Bryson, S.T., Morton, T.D., 2013, in preparation
- Buchhave, L.A., Latham, D.W., Johansen, A. et al. 2012, *Nature*, 486, 375
- Burke, C. et al. 2013, *ApJ*, 210, 19
- Carter, J.A., Agol, E. 2013, *ApJ*, 765, 132
- Claret, A., Bloemen, S. 2011, *A&A*, 529, 75
- Coughlin, J. et al. 2013 in preparation
- Demarque, P., Woo, J-H., Kim, Y-C., Yi, S.K. 2004, *ApJS*, 155, 667
- Ford, E.B. 2005, *AJ*, 129, 1706
- Ford, E.B., Rowe, J.F., Fabrycky, D.C., et al. 2011, *ApJS*, 197, 2
- Fressin, F., Torres, G., Rowe, J.F. et al. 2012, *Nature*, 482, 195

- Freesin, F., Torres, G., Charbonneau, D., et al. 2013, ApJ, 766, 81
- Gautier, T.N., Charbonneau, D., Rowe, J.F. et al. 2012, ApJ, 749, 15
- Gregory, P.C. 2011, MNRAS, 410, 94
- Huber, D., Chaplin, W.J., Christensen-Dalsgaard, J. 2013, ApJ, 767, 127
- Jenkins, J.M., Caldwell, D.A., Borucki, W.J. 2002, ApJ, 564, 495
- Kasting, J.F., Whitmire, D.P., Reynolds, R.T. 1993, Icarus, 101, 108
- Kipping, D. 2013, astro-ph 1306.4982v1
- Kopparapu, R.k., Ramirez, R., Kasting J.F. et al. 2013, ApJ, 765, 131
- Latham, D.W., Rowe, J.F., Quinn, S.N. et al. 2011, ApJ, 732, 24
- Lissauer, J.J., Ragozzine, D., Fabrycky, D.C. et al. 2011, ApJS, 197, 8
- Lissauer, J.J., Marcy, G.W., Rowe, J.F. et al. 2012, ApJ, 750, 112, Paper I
- Lissauer, J.J., Marcy, G.W., Bryson, S.T. et al. 2013, ApJ, this issue, Paper II
- Mandel, K., Agol, E. 2002, ApJ, 580, 171
- Marcy, G. W., et al. 2008, Physica Scripta, 130, 14001
- Marcy, G.W., Issacson, H., Howard, A. et al. 2013, ApJ, 210, 20
- Matijevic, G., Prsa, A., Orosz, J. et al. 2012, AJ, 143, 5
- Mazeh, T., Nachmani G., Sokol, G. et al. 2013, A&A, 541, 56
- More, J.J, Garbow, B.S., Hillstrom, K.E., User Guide for MINPACK-1, Argonne National Laboratory Report ANL-80-74, Argonne, Ill., 1980
- Morton, T.D., Johnson, J.A. 2011, ApJ, 738, 170
- Petigura, E. A., Marcy, G. W. & Howard, A. 2013, ApJ, 770, 69
- Plavchan, P., Bilinski, C., Currie, T. 2012, astr-ph 1203.1887
- Pinsonneault, M.H., An, D., Molenda-Zakowicz, J. et al. 2012, ApJS, 199, 30
- Raghavan, D., McAlister, H.A., Henry, T.J. et al. 2010, ApJS, 190, 1

- Rowe, J.F., Matthews, J.M., Seager, S. et al. 2006, ApJ, 646, 1241
- Santerne, A., Fressin, F., Diaz, R. et al. 2013, A&A, 557, 139
- Seager, S., Mallen-Ornelas 2003, ApJ, 585, 1038
- Steffen, J.H., Fabrycky, D.C., Ford, E.B. et al. 2012, MNRAS, 421, 2342
- Thompson, S.E., Everett, M., Mullally, F. et al. 2012, ApJ, 753, 86
- Tingley, B., Bonomo, A.S., Deeg, H.J., 2011, ApJ, 726, 112
- Torres, G., Fressin, F., Batalha, N.M., et al. 2011, ApJ, 727, 24
- Torres, G., Fischer, D.A., Sozzetti, A., et al. 2012, ApJ, 757, 161
- Trimble, V. 1990, MNRAS, 242, 79
- Valenti, J.A., Piskunov, N. 1996, A&AS, 118, 595
- Walker, G.A.H., Croll, B., Matthews, J.M. et al. 2008, A&A, 482, 691
- Weiss, L.M., Marcy, G.W., Rowe, J.F. et al. 2013, ApJ, 768, 14
- Wright, T. et al. 2011, PASP, 123, 412

A. Rate of False Multis from Transit Durations

The FP tests presented in §5 are not sensitive to all types of hierarchical blends. We consider a *hierarchical blend* to be a gravitationally bound stellar binary with a transiting planet orbiting one of the stellar components. In this section we lay out the framework for estimating the number of blends in the *Kepler* multi-planet sample. Our aim was to set limits on the rate of hierarchical blends, which could be a large source of error in the Kepler exoplanet database. We present two types of analysis: 1. comparison of measured values of ρ_c for each planet pair within a multi-planet candidate system. 2. comparison of ρ_c to ρ_\star derived from stellar theory.

Our transit models provide a measurement of ρ_c , which is the measurement of the mean stellar density, ρ_\star if the transiting planet travels on a circular orbit. The value of ρ_c is

strongly correlated to the transit duration, which in turn depends on the planet’s semi-major axis and the impact parameter for a circular orbit. Each transiting planet in a hypothetical planetary system with planets in perfect circular orbits will produce the same measurement of ρ_c . Variations in the measured value of ρ_c can be produced in three ways: (1). Eccentric orbits change the transit duration depending on the star-planet separation at the time of the transit in accordance with Kepler’s Second Law. Comparison of a population of transits provides some insight on the eccentricity distribution because ρ_c and ρ_\star will differ. (2). Unresolved, gravitationally-bound stars that host transiting planets that have diluted transits as both stars are observed within the same photometric aperture. The unseen companion is fainter and, generally, smaller relative to the target star. Thus, hierarchical triples produce systematically larger values of ρ_c . When the planet system is bound to the fainter star, the measurement of ρ_c can disagree with the estimate of ρ_\star from stellar classification and modeling. If transiting planets are found around both components of the stellar binary, then ρ_c will not agree planet to planet. (3). Measurement error introduces scatter that produces ρ_c values that are equally too small or large. The population of *Kepler* multi-planet systems was used to place limits on the rate of hierarchal blend occurrences as described below.

The difference between values of ρ_c for each KOI was computed for each planet candidate in the system. For example, if a system has 3 planets (P1, P2 and P3), then we would compare the difference in ρ_c based on P1-P2, P1-P3 and P2-P3 relative to the sum of ρ_c for each pair,

$$d\rho_{c,i-j} = \left| \frac{\rho_{c,i} - \rho_{c,j}}{\rho_{c,i} + \rho_{c,j}} \right|. \quad (\text{A1})$$

Since the distribution is symmetric, we used the absolute value. The binned distribution of $d\rho_{c,i-j}$ measurements is shown in black in Figure 5. The sample included 1158 planet candidates after the removal of FAs, FPs and P/T0 collisions. The observed distribution is broad but peaked towards zero. The next step was to construct a synthetic population to reproduce the observed distribution that accounted for eccentricity, binarity and measurement error.

A.1. Constructing Synthetic Populations

To construct a synthetic population, ρ_\star for the primary star was adopted from Table 2 and matching orbital periods for the orbiting planets from Table 3. Thus, a synthetic transiting planet is generated for each planet in our transiting multi-planet sample. A co-eval binary companion is generated for each star and later we decide whether the primary or secondary component is hosting the planet. The companion is not used to estimate the binary fraction, but to determine the change in ρ_c and estimate the number of hierarchical blends.

A hierarchical blend occurs when transiting planets are observed around both components of a stellar binary. Masses for a bound companion (M_2) were chosen to be greater than $0.1 M_\odot$ and less than the primary (M_1) and have a mass-ratio (q) distribution,

$$N(q) \propto q^n, \tag{A2}$$

where $n=-1$ would produce a $1/q$ distribution matching the distribution observed in radial velocity surveys (Trimble 1990). The transit depth from Table 3 together with an estimate of the luminosity of the primary (L_1) and secondary (L_2) stellar components was used to check that the undiluted transit-depth around the fainter secondary star would not exceed 50%. This sets a lower limit on the luminosity of the secondary,

$$L_{2,min} = 2L_1 T_{dep}, \tag{A3}$$

where T_{dep} is the transit depth from Table 3. If $L_2 < L_{2,min}$, then we choose another mass for the stellar companion and repeated until a suitable choice is found for this check. To determine which stellar component the planet would be orbiting in our model, a fitted parameter, *binfrac*, was used to represent the fraction of planets that are orbiting the fainter, bound companion. For each transiting planet in the system we drew a uniform random number. If that number was less than *binfrac* then we adopted ρ_\star of the bound companion.

A system has now been constructed that consists of two bound stars, each having a probability of having a transiting planet. To account for eccentricity in the synthetic population, a two-parameter model of the eccentricity distribution based on the beta function, as described in Kipping (2013), was adopted,

$$P_\beta = \frac{1}{\beta(x, y)} e^{x-1} (1 - e)^{y-1}, \tag{A4}$$

where e was the eccentricity of the planet and x and y were fitted parameters. Other distributions, such as a Rayleigh distribution, could also be used to produce similar results. The distribution P_β was used to draw a value of e for each transiting planet. With the orbital period and ρ_\star selected, a/R_\star was calculated using Equation (1). The argument of periapsis (ω) was then randomly selected from a uniform distribution and used to determine the star-planet separation, d/R_\star , during transit. The transit probability was then calculated,

$$T_{prob} = \frac{R_\star}{d}, \tag{A5}$$

and a uniform random number from 0 to 1 was drawn. If the random number was greater than T_{prob} then the choice of ω was rejected and a new value was drawn and the exercise

repeated. This process insures that transits occurring near periastron are preferred. The estimate of d/R_\star was substituted in Equation (1) to estimate ρ_c ,

$$\left(\frac{d}{R_\star}\right)^3 \simeq \frac{\rho_c GP^2}{3\pi}. \quad (\text{A6})$$

Measurement error was incorporated by choosing a model solution from the MCMC analysis for the corresponding KOI and comparing ρ_c to the median value of ρ_c from all the chains. The difference was added to the synthetic value of ρ_c . To investigate the dependance of the synthetic model on reliability of estimating uncertainties in transit parameters, we used a nuisance parameter, *errfrac*, to scale the errors on ρ_\star as measured by the transit when assuming a circular orbit.

A.2. Results

In Figure 5 we plot the binned distribution of $d\rho_{c,i-j}$ based on various synthetic populations for comparison to the observations. The cyan line shows a population of planets with only circular orbits and no hierarchical blends; only incorporating measurement error. This model does not match the observations shown in black. The red line was produced by incorporating measurement error and an eccentric distribution of planets from radial velocity planets (Wright et al. 2013) with best fit parameters from Kipping (2013). This model produced a better fit, but not an ideal fit to the observations. The green line shows a population produced using measurement error, circular orbits and a hierarchical blend rate of 0.5 and $N(q) \propto q^{-1}$. In this scenario half of the planets are transiting primarily low mass stellar companions. The blue line shows a population with circular orbits and a hierarchical blend rate of 0.5 and a uniform distribution of q . For both cases with hierarchical blends we see an overabundance of mismatches in ρ_c between planet pairs, with the strength of the mismatches modulated by the distribution of q .

To measure posterior distributions of the parameters to describe the planet population we use a MCMC routine that uses methods similar to the description found in §4.1. In Figure 6 we show distributions for *binfrac*, n , a , b and *errfrac* based on 48 000 chains. Parameters were restricted to *binfrac*={0,0.5}, n ={-2:2}, a,b ={0,10} and *errfrac* > 0. It is immediately clear that posterior distributions for each fitted parameter are quite broad, but we can draw a few conclusions.

An extensive search for blended companions based on KECK high-resolution spectra was described in §8.1 of Paper II. The sample included 270 multi-planet candidate systems and would be sensitive to blends due to companions that are 2-3% as bright as the companion

and show a RV difference of ~ 10 km/s. From this sample, only 1 clear blend was found and in that case (KOI-2311.02) the S/N of the transit was found to very low, so we do not even consider that system to be a multi-planet candidate. However, based on the one potential blend detection an estimate of the blend rate is 0.004 ± 0.004 for companion stars that are 2-3% as bright as the primary. Beyond ~ 5 AU, the RV component of the stellar binary will be too small to allow reliable detection of stellar blends, which would account for less than half of companions found in solar-type stars (Raghavan et al. 2010). We double the potential blend rate and take the 3-sigma upper limit to get a rough estimate of the number of hierarchical blends that could exist. The synthetic population has 1158 planets in 460 systems, so observations suggest that no more than 14 blended systems could exist and either be missed by the spectroscopic survey or have separations large enough that a companion would not be detected. The inclusion of high resolution imaging observations would allow additional constraints on the number of companions detected at large separations. In Figure 6, all simulations that have less than 14 blended systems (e.g., at least one planet around each stellar component) have been marked in red.

The rate of hierarchical blends, *binfrac*, was found to be dependent on how well uncertainties are determined for ρ_c . The transit model used a fixed set of limb-darkening parameters, thus we expect our uncertainties to be both underestimated and potentially systematically biased. We do not expect our uncertainties to be under-estimated. There is weak (2σ) evidence that there are zero hierarchical blends in our sample based on the measurement uncertainties in Table 3. Limits on the blend rate from spectroscopic analysis also suggests that the uncertainties on ρ_c have been underestimated.

The eccentricity distribution as parameterized by Equation (A4) is relatively independent of *binfrac*, *errfrac* and n . Figure 7 shows the range of allowed eccentricity distributions in black based on the synthetic populations from the MCMC analysis with 1σ uncertainties. The blue line shows the eccentricity distribution based on RV surveys (Wright et al. 2013) based on an analysis by Kipping (2013). A chi-square test of the two distributions gives $\chi^2 = 46.2$ for 10 samples, which indicates that the two distributions are different with high confidence. The multi-planet eccentricity distribution is more sharply peaked towards zero, thus high-eccentric planets in multi-planet systems are relatively rare compared to the RV sample. It would be interesting to further break down the RV sample to compare the eccentricity distributions of single and multi-planet samples, but it outside the scope of the initial analysis presented here.

The difference in ρ_c when hierarchical blends are present will be strongly dependent on probability distribution of the underlying mass function. As shown in Figure 5, the distribution of $d\rho_{c,i-j}$ will contain an increased number of large mismatches as n decreases.

In the case of equal or nearly equal-mass binaries the difference in ρ_c will be indistinguishable from measurement error. The synthetic population model shows that as *errfrac* is reduced, n pushes towards large values that produce a large number of equal mass binaries. For *errfrac*=1, there is no strong measurement of the mass fraction distribution.

The value of ρ_c can also be directly compared to ρ_\star (i.e. Tingley, Bonomo & Deeg 2011) from Table 2. Eccentric planets will be seen when the transit occurs close to pericenter, which decreases the transit duration relative to a circular orbit. This pushes ρ_c towards larger values (a denser star). As stated above, hierarchical blends will also produce a bias towards larger values of ρ_c as *Kepler* planet host stars are typically close to the main-sequence. Measurement error should not introduce any bias. A comparison of ρ_\star and ρ_c in a similar manor to the comparison of ρ_c for planet pairs could be carried out, but a strict requirement is that ρ_\star is a good estimate of the true mean-stellar density, which is not true. In particular, the use of Yale-Yonsei evolution models are known to produce radii too large and hence, densities that are systematically too small for low mass stars (Plavchan et al. 2012). However, when ρ_\star is based on asteroseismology (Huber et al. 2013), such biases are likely better controlled. Figure 8 shows the difference in ρ_\star and ρ_c scaled by the uncertainty versus ρ_\star . The asteroseismology sample is limited to solar-like and evolved stars as the amplitudes of p-mode oscillations scale proportionally to stellar luminosity. The bias towards smaller values of ρ_\star for low mass stars with ρ_\star based on Yonsei-Yale models can be seen for stars with $\rho_\star > 3 \text{ g cm}^{-3}$. From this small sample, there is evidence of a bias of ρ_c being larger than ρ_\star ; however, the sample is too small to draw any inferences on the underlying eccentricity and hierarchical blend population.

Currently, the sample of multi-planet systems and well characterized stars is too small to draw strong conclusions about the number of hierarchical blends. The strongest constraints currently come from observations that attempt to directly detect a nearby companion that may be gravitationally bound. When additional multi-planet candidates and observations become available, model fits can be repeated to determine the rate of hierarchical blends and in turn, establish whether orbital planes in binary stars systems are aligned.

B. List of symbols and abbreviations

- M_J, R_J – mass and radius in Jupiter units
- S/N – signal-to-noise ratio.
- KOI – Kepler Object of Interest
- FA – False-alarms are candidates with a S/N < 7.1

- FP – Astrophysical False-positive
- P/T0 – Period/T0 collision False-positive produced by the instrument
- PC – planetary candidate
- EB – eclipsing binary
- BEB - background eclipsing binary
- S - ratio of incident flux relative to the Earth.
- ρ_{\star} – mean stellar density
- ρ_c — transiting derived mean stellar density for circular orbits

Table 1. Multiplanet Counts

S1	M1	2	3	4	5	6	# Multi-pl	# new Multi-pl	Cuts
2527	0	313	107	45	13	3	1210	1092	No Cuts
2482	17	300	104	43	13	3	1167	1049	FA
2161	21	295	102	43	13	3	1151	1033	FA,Col
1861	27	293	100	42	10	3	1122	1011	FA,Col,P
1496	24	284	102	43	13	3	1129	1011	FA,Col,FPs
1377	29	285	100	42	10	3	1106	995	FA,Col,FPs,P
1492	32	279	100	43	13	2	1107	989	FA,Col,FPs,SN
1366	41	273	98	40	13	2	1077	964	FA,Col,FPs,SN,b
1374	37	281	96	43	10	2	1084	973	FA,Col,FPs,SN,P
1257	46	272	96	40	10	2	1054	947	FA,Col,FPs,SN,P,b
–	66	236	81	32	12	1	909	821	FA,centr
–	66	236	81	32	12	1	909	821	FA,Col,centr
–	67	235	81	32	12	1	907	819	FA,Col,FP,centr
–	67	235	81	33	11	1	906	818	FA,Col,FP,centr,SN
–	72	233	79	34	9	1	890	803	FA,Col,FP,centr,SN,P
–	79	227	78	32	9	1	867	784	FA,Col,FP,centr,SN,P,b
–	83	221	78	31	9	1	851	768	Dynamical and SP Cuts

Note. — Number of Multiplanet Systems after various cuts. See §5.9 for detailed definition of the cuts.

Table 2. Stellar Parameters

KOI	Kepler-ID	KID	T_{eff} K	$T_{\text{eff}\sigma}$ K	$\log g$ cgs	$\log g\sigma$ cgs	[Fe/H]	[Fe/H] σ	R_{\star} R_{\odot}	$R_{\star\sigma}$ R_{\odot}	ρ_{\star} g cm^{-3}	$\rho_{\star\sigma}$ g cm^{-3}	Flag	blend
41	Kepler-100	6521045	5825	75	4.125	0.045	0.02	0.10	1.490	0.035	0.457	0.013	5	3
46	Kepler-101	10905239	5570	134	4.065	0.240	0.30	0.10	1.666	0.415	0.351	0.300	3	4
70	Kepler-20	6850504	5443	74	4.398	0.100	0.00	0.07	0.986	0.095	1.304	0.400	4	3
72	Kepler-10	11904151	5627	44	4.342	0.046	-0.15	0.04	1.056	0.021	1.068	0.008	5	3
82	Kepler-102	10187017	4908	74	4.640	0.100	0.08	0.07	0.716	0.032	3.132	0.304	4	3
85	Kepler-65	5866724	6169	50	4.236	0.035	0.09	0.08	1.424	0.024	0.621	0.011	5	3
89		8056665	6688	342	4.059	0.150	-0.21	0.10	1.773	0.357	0.329	0.186	3	3
94	Kepler-89	6462863	6184	83	4.196	0.068	0.11	0.07	1.486	0.139	0.543	0.127	4	3
102		8456679	5705	100	4.311	0.150	0.18	0.10	1.199	0.219	0.867	0.419	3	3
108	Kepler-103	4914423	5845	88	4.162	0.051	0.07	0.11	1.436	0.039	0.513	0.020	5	3
111		6678383	5711	74	4.105	0.100	-0.55	0.07	1.349	0.223	0.485	0.355	4	3
112		10984090	5834	100	4.367	0.150	-0.11	0.10	1.087	0.205	1.080	0.469	3	3
115		9579641	5873	100	4.305	0.150	-0.19	0.10	1.160	0.245	0.879	0.471	3	3
116	Kepler-106	8395660	5865	116	4.408	0.200	-0.12	0.12	1.032	0.297	1.271	0.508	4	3
117	Kepler-107	10875245	5851	75	4.196	0.055	0.27	0.10	1.411	0.047	0.581	0.049	5	3
119	Kepler-108	9471974	5854	92	3.895	0.076	0.31	0.11	2.192	0.121	0.188	0.024	5	3
123	Kepler-109	5094751	5952	75	4.211	0.051	-0.08	0.10	1.323	0.037	0.641	0.032	5	3
124	Kepler-110	11086270	5960	153	4.327	0.150	-0.19	0.10	1.149	0.228	0.930	0.434	3	3
137	Kepler-18	8644288	5385	74	4.401	0.100	0.20	0.07	1.008	0.108	1.282	0.390	4	3
139	Kepler-111	8559644	5952	74	4.377	0.100	0.28	0.07	1.157	0.143	1.057	0.253	4	3
148	Kepler-48	5735762	5190	74	4.416	0.100	0.17	0.07	0.953	0.060	1.404	0.340	4	0
150	Kepler-112	7626506	5544	148	4.506	0.150	-0.42	0.10	0.841	0.203	1.939	0.700	3	3
152	Kepler-79	8394721	6189	100	4.223	0.150	-0.04	0.10	1.403	0.252	0.610	0.309	3	3
153	Kepler-113	12252424	4725	74	4.597	0.200	0.05	0.07	0.711	0.028	2.853	0.323	4	3
156	Kepler-114	10925104	4605	100	4.650	0.150	0.09	0.10	0.667	0.035	3.458	0.404	3	3
157	Kepler-11	6541920	5685	116	4.298	0.200	-0.00	0.12	1.159	0.341	0.879	0.500	4	3
159	Kepler-115	8972058	5979	132	4.306	0.150	-0.10	0.10	1.205	0.230	0.851	0.400	3	4
168	Kepler-23	11512246	5828	100	4.091	0.057	-0.05	0.10	1.548	0.048	0.410	0.023	5	3
171	Kepler-116	7831264	6142	100	4.196	0.150	0.02	0.10	1.454	0.273	0.555	0.293	3	4
191		5972334	5421	100	4.488	0.150	0.01	0.10	0.902	0.129	1.744	0.467	3	3
199		10019708	6474	200	4.367	0.300	0.10	0.50	1.234	0.496	0.969	0.289	1	1
209	Kepler-117	10723750	6169	100	4.187	0.150	-0.04	0.10	1.471	0.278	0.534	0.329	3	3
216	Kepler-118	6152974	5274	200	4.321	0.300	0.18	0.50	1.094	0.489	0.984	0.674	1	1
220	Kepler-119	7132798	5595	200	4.567	0.300	-0.08	0.50	0.839	0.319	2.254	0.820	1	1

Table 2—Continued

KOI	Kepler-ID	KID	T_{eff} K	$T_{\text{eff}\sigma}$ K	$\log g$ cgs	$\log g_{\sigma}$ cgs	[Fe/H]	[Fe/H] $_{\sigma}$	R_{\star} R_{\odot}	$R_{\star\sigma}$ R_{\odot}	ρ_{\star} g cm^{-3}	$\rho_{\star\sigma}$ g cm^{-3}	Flag	blend
222	Kepler-120	4249725	4096	150	4.732	0.200	-0.17	0.15	0.534	0.028	5.177	0.514	1	1
223	Kepler-121	4545187	5311	200	4.646	0.300	-0.38	0.50	0.701	0.380	3.240	1.083	1	1
232		4833421	6050	137	4.299	0.150	-0.16	0.10	1.216	0.239	0.826	0.400	3	3
238	Kepler-123	7219825	6089	121	4.277	0.150	-0.14	0.10	1.264	0.243	0.758	0.379	3	4
241	Kepler-124	11288051	4984	100	4.669	0.150	-0.45	0.10	0.636	0.030	3.768	0.418	3	0
244	Kepler-25	4349452	6270	79	4.278	0.037	-0.04	0.10	1.309	0.023	0.745	0.009	5	3
245	Kepler-37	8478994	5417	75	4.567	0.065	-0.32	0.07	0.772	0.026	2.458	0.046	5	3
246	Kepler-68	11295426	5793	74	4.282	0.033	0.12	0.07	1.243	0.019	0.790	0.005	5	3
248	Kepler-49	5364071	4252	100	4.727	0.150	-0.12	0.10	0.559	0.021	4.904	0.364	3	0
250	Kepler-26	9757613	4486	116	4.733	0.200	-0.21	0.10	0.571	0.027	4.859	0.445	4	3
251	Kepler-125	10489206	3810	150	4.744	0.200	-0.02	0.15	0.512	0.021	5.555	0.423	1	1
253		11752906	3769	150	4.733	0.200	0.40	0.15	0.530	0.017	5.233	0.333	1	1
260	Kepler-126	8292840	6239	94	4.247	0.036	-0.14	0.10	1.358	0.024	0.665	0.005	5	3
262	Kepler-50	11807274	6225	75	4.138	0.042	-0.00	0.08	1.584	0.031	0.441	0.004	5	3
270		6528464	5588	99	4.091	0.043	-0.10	0.10	1.467	0.033	0.439	0.016	5	0
271	Kepler-127	9451706	6106	106	4.265	0.051	0.33	0.10	1.359	0.035	0.697	0.023	5	3
274	Kepler-128	8077137	6072	75	4.071	0.047	-0.09	0.10	1.659	0.038	0.365	0.007	5	3
275	Kepler-129	10586004	5770	83	4.086	0.060	0.29	0.10	1.641	0.051	0.370	0.015	5	3
277	Kepler-36	11401755	5911	66	4.045	0.028	-0.20	0.06	1.626	0.019	0.351	0.006	5	3
279		12314973	6215	89	4.175	0.075	0.28	0.10	1.570	0.085	0.478	0.064	5	0
282	Kepler-130	5088536	5884	75	4.304	0.053	-0.22	0.10	1.127	0.033	0.927	0.053	5	3
283	Kepler-131	5695396	5687	74	4.403	0.100	0.12	0.07	1.047	0.128	1.242	0.356	4	3
284	Kepler-132	6021275	6003	146	4.310	0.150	-0.20	0.10	1.178	0.229	0.875	0.421	3	0
285		6196457	5871	94	4.057	0.054	0.17	0.11	1.703	0.048	0.342	0.011	5	3
291	Kepler-133	10933561	5736	100	4.186	0.150	0.25	0.10	1.425	0.236	0.559	0.310	3	3
295	Kepler-134	11547513	5983	150	4.310	0.150	-0.19	0.10	1.176	0.228	0.882	0.427	3	3
298		12785320	5750	–	4.5	–	0.0	–	1.0	–	–	–	-1	0
301	Kepler-135	3642289	6090	120	4.271	0.150	-0.14	0.10	1.275	0.244	0.743	0.374	3	3
304		6029239	5736	116	4.407	0.150	-0.23	0.10	0.998	0.200	1.298	0.549	3	3
307		6289257	6023	153	4.305	0.150	-0.17	0.10	1.197	0.234	0.857	0.410	3	0
312	Kepler-136	7050989	6165	100	4.244	0.150	-0.07	0.10	1.355	0.248	0.659	0.329	3	3
313	Kepler-137	7419318	5187	100	4.553	0.150	-0.05	0.10	0.802	0.056	2.297	0.391	3	3
314	Kepler-138	7603200	4079	238	4.747	0.150	-0.20	0.10	0.528	0.036	5.436	0.645	3	3
316	Kepler-139	8008067	5594	100	4.247	0.150	0.30	0.10	1.300	0.251	0.695	0.397	3	3

Table 2—Continued

KOI	Kepler-ID	KID	T_{eff} K	$T_{\text{eff}\sigma}$ K	$\log g$ cgs	$\log g_{\sigma}$ cgs	[Fe/H]	[Fe/H] $_{\sigma}$	R_{\star} R_{\odot}	$R_{\star\sigma}$ R_{\odot}	ρ_{\star} g cm^{-3}	$\rho_{\star\sigma}$ g cm^{-3}	Flag	blend
321		8753657	5538	74	4.302	0.100	0.18	0.07	1.160	0.168	0.888	0.334	4	3
327	Kepler-140	9881662	6077	136	4.272	0.150	-0.07	0.10	1.288	0.244	0.733	0.360	3	3
338	Kepler-141	10552611	4910	100	4.566	0.150	0.23	0.10	0.787	0.044	2.410	0.350	3	0
339		10587105	6074	123	4.285	0.150	-0.15	0.10	1.245	0.237	0.781	0.382	3	4
341		10878263	5421	100	4.485	0.150	0.05	0.10	0.910	0.130	1.716	0.455	3	0
343	Kepler-142	10982872	5790	100	4.262	0.150	0.06	0.10	1.269	0.245	0.735	0.410	3	3
351	Kepler-90	11442793	6015	100	4.215	0.150	0.07	0.10	1.406	0.262	0.597	0.316	3	3
352	Kepler-143	11521793	5848	168	4.202	0.170	-0.05	0.10	1.359	0.320	0.599	0.412	3	3
353		11566064	6199	117	4.079	0.190	-0.07	0.10	1.692	0.378	0.356	0.254	3	3
369	Kepler-144	7175184	6075	131	4.289	0.150	-0.16	0.10	1.235	0.237	0.799	0.386	3	3
370	Kepler-145	8494142	6144	106	4.024	0.055	0.13	0.10	1.850	0.050	0.295	0.007	5	3
376		12643589	6682	200	4.369	0.300	-0.27	0.50	1.211	0.537	0.990	0.265	1	1
377	Kepler-9	3323887	5777	85	4.499	0.100	0.12	0.07	0.965	0.095	1.678	0.302	4	1
379		2446113	6079	100	4.099	0.150	0.13	0.10	1.674	0.329	0.388	0.229	3	0
386	Kepler-146	3656121	5948	100	4.312	0.150	-0.02	0.10	1.208	0.226	0.857	0.399	3	3
392	Kepler-147	3942670	6012	100	4.182	0.150	0.08	0.10	1.468	0.289	0.532	0.299	3	4
398	Kepler-148	9946525	5272	200	4.546	0.300	0.14	0.50	0.851	0.413	2.120	0.874	1	1
401	Kepler-149	3217264	5381	100	4.465	0.150	0.27	0.10	0.953	0.136	1.562	0.436	3	3
408	Kepler-150	5351250	5560	100	4.466	0.150	-0.02	0.10	0.939	0.136	1.596	0.463	3	3
413	Kepler-151	5791986	5460	200	4.555	0.300	-0.10	0.50	0.830	0.411	2.222	0.753	1	1
414		5872150	6085	200	4.409	0.300	0.01	0.50	1.093	0.543	1.206	0.361	1	1
416	Kepler-152	6508221	5088	100	4.605	0.150	-0.22	0.10	0.724	0.044	2.877	0.426	3	3
427		10189546	5472	200	4.509	0.300	-0.15	0.50	0.864	0.471	1.918	0.779	1	1
431	Kepler-153	10843590	5404	200	4.446	0.300	-0.26	0.50	0.892	0.537	1.605	0.886	1	1
433		10937029	5163	100	4.544	0.150	0.02	0.10	0.816	0.057	2.217	0.387	3	3
435	Kepler-154	11709124	5690	108	4.415	0.150	-0.11	0.10	1.001	0.190	1.323	0.511	3	4
438	Kepler-155	12302530	4508	100	4.684	0.150	-0.04	0.10	0.620	0.029	4.007	0.397	3	3
439		12470954	5397	100	4.463	0.150	0.25	0.10	0.955	0.140	1.549	0.441	3	3
440	Kepler-156	2438264	5094	100	4.552	0.150	0.08	0.10	0.807	0.053	2.288	0.365	3	4
442	Kepler-157	3745690	5774	125	4.389	0.150	-0.12	0.10	1.044	0.200	1.188	0.489	3	4
446	Kepler-158	4633570	4623	200	4.660	0.300	-0.23	0.50	0.624	0.079	3.770	1.003	1	1
448	Kepler-159	5640085	4625	100	4.653	0.150	0.04	0.10	0.663	0.034	3.496	0.401	3	3
456	Kepler-160	7269974	5857	200	4.510	0.300	-0.36	0.50	0.884	0.430	1.884	0.684	1	1
457	Kepler-161	7440748	5078	100	4.553	0.150	0.10	0.10	0.806	0.052	2.298	0.369	3	4

Table 2—Continued

KOI	Kepler-ID	KID	T_{eff} K	$T_{\text{eff}\sigma}$ K	$\log g$ cgs	$\log g_{\sigma}$ cgs	[Fe/H]	[Fe/H] $_{\sigma}$	R_{\star} R_{\odot}	$R_{\star\sigma}$ R_{\odot}	ρ_{\star} g cm^{-3}	$\rho_{\star\sigma}$ g cm^{-3}	Flag	blend
459	Kepler-162	7977197	5816	200	4.436	0.300	-0.30	0.50	0.958	0.509	1.463	0.609	1	1
464		8890783	5587	200	4.457	0.300	0.17	0.50	0.980	0.427	1.501	0.524	1	1
471	Kepler-163	10019643	5776	200	4.524	0.300	-0.02	0.50	0.917	0.380	1.868	0.649	1	1
474	Kepler-164	10460984	5888	113	4.331	0.150	-0.10	0.10	1.148	0.219	0.940	0.442	3	3
475	Kepler-165	10577994	5211	200	4.542	0.300	-0.31	0.50	0.770	0.467	2.319	1.070	1	1
481	Kepler-166	11192998	5413	200	4.619	0.300	-0.29	0.50	0.742	0.382	2.884	1.006	1	1
489		2576197	6522	200	4.322	0.300	0.28	0.50	1.343	0.439	0.802	0.250	1	1
490		3239945	4796	100	4.629	0.150	-0.02	0.10	0.696	0.037	3.143	0.391	3	3
497	Kepler-168	4757437	6282	200	4.422	0.300	-0.01	0.50	1.107	0.496	1.226	0.354	1	1
500		4852528	4613	74	4.690	0.060	0.07	0.07	0.637	0.022	3.955	0.285	4	3
505		5689351	4997	100	4.582	0.150	0.03	0.10	0.763	0.046	2.582	0.384	3	4
508	Kepler-170	6266741	5679	57	4.445	0.100	0.47	0.08	1.035	0.058	1.383	0.188	2	1
509	Kepler-171	6381846	5642	200	4.566	0.300	-0.15	0.50	0.839	0.376	2.252	0.662	1	1
510	Kepler-172	6422155	5526	100	4.375	0.150	0.26	0.10	1.085	0.191	1.099	0.454	3	0
511	Kepler-173	6451936	6031	200	4.404	0.300	-0.79	0.50	0.949	0.473	1.371	0.735	1	1
518	Kepler-174	8017703	4880	126	4.679	0.150	-0.43	0.10	0.622	0.032	3.956	0.450	3	3
519	Kepler-175	8022244	6064	200	4.472	0.300	-0.02	0.50	1.010	0.504	1.508	0.463	1	1
520	Kepler-176	8037145	5232	200	4.474	0.300	0.07	0.50	0.891	0.456	1.720	0.835	1	1
523	Kepler-177	8806123	6216	200	4.428	0.300	-0.09	0.50	1.077	0.557	1.277	0.369	1	1
528	Kepler-178	9941859	5676	200	4.334	0.300	-0.19	0.50	1.066	0.454	1.038	0.513	1	1
534	Kepler-179	10554999	5302	200	4.613	0.300	-0.14	0.50	0.759	0.307	2.768	0.988	1	1
542	Kepler-180	11669239	5731	200	4.343	0.300	-0.19	0.50	1.063	0.471	1.064	0.486	1	1
543	Kepler-181	11823054	5333	200	4.619	0.300	-0.16	0.50	0.749	0.367	2.846	0.996	1	1
546	Kepler-182	12058931	6250	200	4.401	0.300	0.08	0.50	1.146	0.512	1.127	0.314	1	1
549		3437776	5853	200	4.412	0.300	0.14	0.50	1.073	0.457	1.237	0.460	1	1
551	Kepler-183	4270253	5888	200	4.502	0.300	0.03	0.50	0.958	0.414	1.702	0.560	1	1
555		5709725	5245	74	4.414	0.060	0.03	0.07	0.949	0.059	1.403	0.272	4	3
564		6786037	5956	200	4.508	0.300	-0.20	0.50	0.938	0.481	1.763	0.558	1	2
567	Kepler-184	7445445	5788	200	4.510	0.300	-0.34	0.50	0.873	0.490	1.907	0.696	1	1
569	Kepler-185	8008206	5208	200	4.545	0.300	-0.05	0.50	0.806	0.460	2.228	0.982	1	1
571	Kepler-186	8120608	4048	256	4.750	0.150	-0.21	0.10	0.524	0.038	5.518	0.693	3	3
572	Kepler-187	8193178	6105	129	4.274	0.150	-0.08	0.10	1.287	0.247	0.740	0.358	3	4
573	Kepler-188	8344004	6021	200	4.346	0.300	-0.13	0.50	1.141	0.514	0.998	0.394	1	1
574	Kepler-189	8355239	5235	200	4.619	0.300	-0.13	0.50	0.750	0.376	2.839	0.974	1	1

Table 2—Continued

KOI	Kepler-ID	KID	T_{eff} K	$T_{\text{eff}\sigma}$ K	$\log g$ cgs	$\log g_{\sigma}$ cgs	[Fe/H]	[Fe/H] $_{\sigma}$	R_{\star} R_{\odot}	$R_{\star\sigma}$ R_{\odot}	ρ_{\star} g cm^{-3}	$\rho_{\star\sigma}$ g cm^{-3}	Flag	blend
579	Kepler-190	8616637	5106	100	4.561	0.150	0.03	0.10	0.795	0.049	2.366	0.372	3	4
582	Kepler-191	9020160	5282	200	4.594	0.300	0.01	0.50	0.789	0.390	2.560	0.920	1	1
584	Kepler-192	9146018	5479	100	4.428	0.150	0.24	0.10	1.007	0.164	1.346	0.453	3	4
590	Kepler-193	9782691	6335	200	4.403	0.300	-0.01	0.50	1.147	0.515	1.131	0.368	1	1
593		9958962	6015	200	4.470	0.300	0.01	0.50	1.011	0.414	1.496	0.515	1	1
597	Kepler-194	10600261	6089	200	4.415	0.300	-0.30	0.50	1.025	0.537	1.304	0.464	1	1
598	Kepler-195	10656823	5329	200	4.603	0.300	-0.05	0.50	0.775	0.284	2.655	0.895	1	1
601		10973664	6122	200	4.491	0.300	-0.18	0.50	0.972	0.457	1.640	0.499	1	1
612	Kepler-196	6587002	5128	100	4.566	0.150	-0.06	0.10	0.782	0.056	2.434	0.397	3	3
620	Kepler-51	11773022	6041	200	4.487	0.300	-0.08	0.50	0.982	0.468	1.606	0.499	1	2
623	Kepler-197	12068975	6004	102	4.304	0.053	-0.38	0.10	1.120	0.033	0.907	0.052	5	3
624	Kepler-198	3541946	5574	100	4.467	0.150	-0.02	0.10	0.940	0.139	1.601	0.463	3	4
638	Kepler-199	5113822	5644	117	4.438	0.150	-0.12	0.10	0.967	0.173	1.448	0.518	3	3
645		5374854	5928	129	4.306	0.150	-0.23	0.10	1.160	0.224	0.886	0.449	3	3
654	Kepler-200	5941160	5678	100	4.454	0.150	-0.17	0.10	0.944	0.158	1.546	0.511	3	3
655	Kepler-201	5966154	6065	117	4.294	0.150	-0.15	0.10	1.229	0.240	0.811	0.390	3	3
657	Kepler-202	6020753	4668	100	4.650	0.150	-0.00	0.10	0.667	0.034	3.448	0.395	3	4
658	Kepler-203	6062088	5821	100	4.358	0.150	-0.03	0.10	1.114	0.213	1.027	0.445	3	4
661	Kepler-204	6347299	5812	100	4.269	0.160	-0.03	0.10	1.238	0.263	0.767	0.445	3	4
663	Kepler-205	6425957	4321	100	4.735	0.150	-0.30	0.10	0.546	0.022	5.097	0.418	3	3
664	Kepler-206	6442340	5764	100	4.311	0.150	0.05	0.10	1.185	0.228	0.876	0.436	3	4
665	Kepler-207	6685609	5920	116	4.129	0.150	0.21	0.10	1.588	0.302	0.434	0.244	3	3
671	Kepler-208	7040629	6092	100	4.265	0.150	-0.02	0.10	1.314	0.243	0.711	0.343	3	3
672	Kepler-209	7115785	5513	100	4.472	0.150	0.04	0.10	0.935	0.138	1.622	0.457	3	0
676	Kepler-210	7447200	4559	100	4.663	0.150	0.07	0.10	0.650	0.033	3.642	0.403	3	3
678	Kepler-211	7509886	5123	100	4.547	0.150	0.09	0.10	0.816	0.054	2.226	0.368	3	3
679	Kepler-212	7515212	5852	100	4.182	0.150	0.17	0.10	1.455	0.272	0.534	0.308	3	3
691		8480285	5960	218	4.325	0.150	-0.27	0.10	1.131	0.220	0.951	0.462	3	4
692	Kepler-213	8557374	5696	100	4.310	0.150	0.15	0.10	1.195	0.223	0.868	0.426	3	4
693	Kepler-214	8738735	6169	100	4.249	0.150	-0.04	0.10	1.352	0.252	0.668	0.321	3	3
700	Kepler-215	8962094	5739	164	4.364	0.150	-0.38	0.10	1.027	0.236	1.144	0.605	3	4
701	Kepler-62	9002278	4925	70	4.670	0.067	-0.37	0.04	0.636	0.019	3.787	0.292	4	3
707	Kepler-33	9458613	5904	78	4.009	0.060	0.15	0.07	1.817	0.178	0.288	0.066	4	3
708	Kepler-216	9530945	6091	120	4.280	0.150	-0.14	0.10	1.260	0.243	0.767	0.379	3	3

Table 2—Continued

KOI	Kepler-ID	KID	T_{eff} K	$T_{\text{eff}\sigma}$ K	$\log g$ cgs	$\log g\sigma$ cgs	[Fe/H]	[Fe/H] $_{\sigma}$	R_{\star} R_{\odot}	$R_{\star\sigma}$ R_{\odot}	ρ_{\star} g cm^{-3}	$\rho_{\star\sigma}$ g cm^{-3}	Flag	blend
710		9590976	6171	109	4.030	0.180	-0.12	0.10	1.799	0.256	0.306	0.228	3	3
711		9597345	5502	74	4.391	0.060	0.37	0.07	1.063	0.083	1.188	0.248	4	3
717		9873254	5669	100	4.235	0.150	0.32	0.10	1.338	0.228	0.657	0.360	3	0
718	Kepler-219	9884104	5786	100	4.157	0.150	0.26	0.10	1.491	0.249	0.500	0.285	3	3
719	Kepler-220	9950612	4632	100	4.652	0.150	0.05	0.10	0.666	0.034	3.462	0.401	3	3
720	Kepler-221	9963524	5243	100	4.543	0.150	-0.03	0.10	0.821	0.075	2.199	0.398	3	4
723	Kepler-222	10002866	5433	200	4.551	0.300	0.15	0.50	0.869	0.380	2.102	0.743	1	1
730	Kepler-223	10227020	5829	200	4.397	0.300	-0.21	0.50	1.017	0.438	1.258	0.548	1	1
732		10265898	5555	200	4.505	0.300	0.47	0.50	0.954	0.404	1.718	0.636	1	1
733	Kepler-224	10271806	5018	100	4.639	0.150	-0.33	0.10	0.676	0.038	3.324	0.437	3	3
734		10272442	5977	200	4.520	0.300	-0.13	0.50	0.921	0.356	1.844	0.554	1	1
736	Kepler-225	10340423	3682	150	4.783	0.200	-0.11	0.15	0.480	0.020	6.486	0.433	1	1
738	Kepler-29	10358759	5960	200	4.524	0.300	-0.23	0.50	0.914	0.458	1.878	0.543	1	1
749	Kepler-226	10601284	5571	200	4.586	0.300	-0.14	0.50	0.802	0.318	2.467	0.851	1	1
752	Kepler-227	10797460	5854	200	4.401	0.300	0.14	0.50	1.091	0.547	1.186	0.451	1	1
756	Kepler-228	10872983	6043	200	4.467	0.300	-0.07	0.50	1.014	0.465	1.484	0.447	1	1
757	Kepler-229	10910878	5120	200	4.633	0.300	-0.11	0.50	0.728	0.257	3.026	0.944	1	1
759	Kepler-230	11018648	5588	200	4.551	0.300	-0.29	0.50	0.817	0.415	2.234	0.791	1	1
775	Kepler-52	11754553	4263	100	4.729	0.150	-0.15	0.10	0.556	0.021	4.943	0.377	3	3
780		11918099	4986	200	4.650	0.300	-0.10	0.50	0.694	0.317	3.309	1.074	1	1
784	Kepler-231	12066335	3767	150	4.779	0.200	-0.10	0.15	0.490	0.021	6.303	0.440	1	1
787	Kepler-232	12366084	5847	200	4.495	0.300	0.08	0.50	0.968	0.460	1.657	0.520	1	1
790	Kepler-233	12470844	5360	200	4.614	0.300	-0.07	0.50	0.758	0.206	2.784	0.967	1	1
800	Kepler-234	3342970	6224	200	4.421	0.300	0.07	0.50	1.113	0.495	1.218	0.392	1	1
806	Kepler-30	3832474	5461	109	4.546	0.200	0.19	0.09	0.880	0.140	2.054	0.466	4	3
812	Kepler-235	4139816	4255	100	4.730	0.150	-0.16	0.10	0.554	0.021	4.983	0.375	3	3
817	Kepler-236	4725681	3750	150	4.753	0.200	0.08	0.15	0.510	0.019	5.706	0.357	1	1
825	Kepler-237	5252423	4861	200	4.583	0.300	-0.08	0.50	0.725	0.383	2.712	1.120	1	1
829	Kepler-53	5358241	6085	200	4.498	0.300	-0.20	0.50	0.958	0.466	1.688	0.501	1	1
834	Kepler-238	5436502	5751	100	4.194	0.150	0.30	0.10	1.430	0.264	0.560	0.311	3	3
835	Kepler-239	5456651	4914	100	4.583	0.150	0.12	0.10	0.763	0.044	2.573	0.372	3	3
837	Kepler-240	5531576	4985	200	4.626	0.300	0.09	0.50	0.739	0.299	2.932	1.028	1	1
841	Kepler-27	5792202	5399	84	4.540	0.200	0.41	0.07	0.890	0.037	2.002	0.207	4	1
842	Kepler-241	5794379	4699	200	4.627	0.300	-0.24	0.50	0.668	0.289	3.257	1.171	1	1

Table 2—Continued

KOI	Kepler-ID	KID	T_{eff} K	$T_{\text{eff}\sigma}$ K	$\log g$ cgs	$\log g_{\sigma}$ cgs	[Fe/H]	[Fe/H] $_{\sigma}$	R_{\star} R_{\odot}	$R_{\star\sigma}$ R_{\odot}	ρ_{\star} g cm^{-3}	$\rho_{\star\sigma}$ g cm^{-3}	Flag	blend
853	Kepler-242	6428700	5020	200	4.492	0.300	0.10	0.50	0.850	0.522	1.875	1.080	1	1
857	Kepler-243	6587280	5228	200	4.565	0.300	0.24	0.50	0.842	0.398	2.242	0.819	1	1
864	Kepler-244	6849310	5554	200	4.585	0.300	-0.19	0.50	0.803	0.338	2.457	0.891	1	1
869		6948054	5100	100	4.560	0.150	0.03	0.10	0.795	0.053	2.359	0.379	3	3
870	Kepler-28	6949607	4633	100	4.652	0.150	0.05	0.10	0.666	0.034	3.463	0.396	3	3
872	Kepler-46	7109675	5309	200	4.583	0.300	-0.11	0.50	0.790	0.441	2.492	0.914	1	1
874	Kepler-246	7134976	5206	200	4.557	0.300	0.14	0.50	0.831	0.422	2.225	0.864	1	1
877	Kepler-81	7287995	4500	116	4.696	0.200	-0.18	0.10	0.595	0.029	4.282	0.437	4	1
880	Kepler-82	7366258	5428	100	4.466	0.150	0.15	0.10	0.945	0.140	1.585	0.452	3	3
881		7373451	5067	100	4.585	0.150	-0.07	0.10	0.757	0.046	2.620	0.394	3	3
884	Kepler-247	7434875	5100	200	4.608	0.300	0.17	0.50	0.768	0.214	2.708	0.873	1	1
886	Kepler-54	7455287	4252	100	4.730	0.150	-0.16	0.10	0.554	0.021	4.983	0.379	3	3
892		7678434	5183	200	4.596	0.300	-0.12	0.50	0.756	0.436	2.679	0.998	1	1
896	Kepler-248	7825899	5190	161	4.573	0.200	0.34	0.10	0.831	0.099	2.306	0.459	4	1
898	Kepler-83	7870390	4648	116	4.718	0.200	-0.25	0.12	0.594	0.033	4.514	0.473	4	1
899	Kepler-249	7907423	3568	150	4.777	0.200	0.02	0.15	0.482	0.018	6.381	0.378	1	1
904	Kepler-55	8150320	4503	100	4.684	0.150	-0.04	0.10	0.619	0.028	4.019	0.395	3	3
906	Kepler-250	8226994	5160	200	4.565	0.300	0.06	0.50	0.805	0.462	2.337	0.958	1	1
907	Kepler-251	8247638	5526	100	4.486	0.150	-0.18	0.10	0.890	0.155	1.754	0.544	3	3
912	Kepler-252	8505670	4208	150	4.721	0.200	-0.19	0.15	0.549	0.032	4.909	0.570	1	1
918		8672910	5553	200	4.549	0.300	-0.07	0.50	0.855	0.428	2.125	0.729	1	1
921	Kepler-253	8689373	5208	200	4.595	0.300	0.05	0.50	0.786	0.322	2.571	0.845	1	1
934	Kepler-254	9334289	5957	200	4.524	0.300	-0.19	0.50	0.910	0.433	1.890	0.581	1	1
935		9347899	6034	168	4.219	0.160	-0.28	0.10	1.306	0.302	0.645	0.406	3	3
936		9388479	3581	150	4.768	0.200	0.14	0.15	0.493	0.017	6.106	0.330	1	1
938	Kepler-255	9415172	5573	200	4.516	0.300	0.21	0.50	0.933	0.368	1.809	0.569	1	1
939	Kepler-256	9466668	5551	111	4.223	0.190	0.17	0.10	1.301	0.316	0.659	0.486	3	3
941	Kepler-257	9480189	5180	200	4.360	0.300	0.32	0.50	1.037	0.518	1.136	0.749	1	1
945		9605514	6318	200	4.446	0.300	-0.19	0.50	1.057	0.446	1.355	0.414	1	1
951	Kepler-258	9775938	4942	200	4.441	0.300	0.41	0.50	0.915	0.611	1.550	0.916	1	1
952	Kepler-32	9787239	4223	100	4.733	0.150	-0.15	0.10	0.550	0.021	5.050	0.377	3	3
954	Kepler-259	9823457	5938	200	4.532	0.300	-0.17	0.50	0.898	0.435	1.949	0.598	1	1
961	Kepler-42	8561063	3930	304	4.760	0.150	-0.23	0.10	0.508	0.040	5.797	0.751	3	3
966		3233043	5056	200	3.970	0.300	-0.12	0.50	1.679	0.511	0.286	0.535	1	1

Table 2—Continued

KOI	Kepler-ID	KID	T_{eff} K	$T_{\text{eff}\sigma}$ K	$\log g$ cgs	$\log g_{\sigma}$ cgs	[Fe/H]	[Fe/H] $_{\sigma}$	R_{\star} R_{\odot}	$R_{\star\sigma}$ R_{\odot}	ρ_{\star} g cm^{-3}	$\rho_{\star\sigma}$ g cm^{-3}	Flag	blend
986	Kepler-260	2854698	5250	257	4.494	0.200	0.00	0.21	0.862	0.233	1.854	0.761	4	3
988	Kepler-261	2302548	5098	100	4.561	0.150	0.03	0.10	0.794	0.050	2.366	0.375	3	4
989		10743597	5627	200	4.540	0.300	0.02	0.50	0.886	0.448	2.007	0.643	1	1
993	Kepler-262	1718189	5841	200	4.541	0.300	-0.12	0.50	0.881	0.361	2.026	0.653	1	1
999	Kepler-263	2165002	5265	200	4.576	0.300	-0.11	0.50	0.785	0.427	2.461	0.958	1	1
1001	Kepler-264	1871056	6158	100	4.147	0.150	-0.00	0.10	1.550	0.314	0.467	0.261	3	3
1015		8158127	6477	250	4.382	0.300	-0.10	0.50	1.192	0.516	1.037	0.278	1	1
1050		5809890	5042	100	4.576	0.150	0.01	0.10	0.771	0.047	2.527	0.386	3	4
1052	Kepler-265	5956342	5835	118	4.326	0.150	-0.28	0.10	1.103	0.228	0.968	0.515	3	3
1060		5880320	6025	181	4.087	0.200	-0.33	0.10	1.537	0.411	0.399	0.397	3	3
1069		8222813	5424	250	4.309	0.300	0.24	0.50	1.135	0.534	0.922	0.530	1	1
1070		8240904	5885	250	4.453	0.300	0.11	0.50	1.028	0.498	1.415	0.470	1	1
1078	Kepler-267	10166274	4258	100	4.729	0.150	-0.16	0.10	0.555	0.021	4.963	0.382	3	3
1089		3247268	6179	200	4.432	0.300	-0.13	0.50	1.062	0.565	1.306	0.381	1	1
1102	Kepler-24	3231341	5897	219	4.200	0.150	-0.37	0.10	1.289	0.291	0.628	0.423	3	3
1113	Kepler-268	2854914	6081	100	4.287	0.150	-0.02	0.10	1.274	0.234	0.771	0.354	3	3
1119		3003992	5750	—	4.5	—	0.0	—	1.0	—	—	—	-1	1
1127		6359320	5847	250	4.500	0.300	0.02	0.50	0.959	0.429	1.692	0.546	1	1
1134		8414907	5058	200	4.558	0.300	0.01	0.50	0.784	0.502	2.369	1.103	1	1
1148	Kepler-270	8410727	6067	100	4.196	0.150	0.11	0.10	1.461	0.284	0.551	0.288	3	3
1151	Kepler-271	8280511	5524	100	4.493	0.150	-0.20	0.10	0.880	0.158	1.799	0.550	3	3
1161	Kepler-272	10426656	5297	200	4.426	0.300	-0.16	0.50	0.929	0.497	1.474	0.819	1	1
1163	Kepler-273	10468940	5626	200	4.514	0.300	-0.48	0.50	0.815	0.464	2.059	0.903	1	1
1175		10350571	5654	143	3.903	0.270	0.02	0.10	2.030	0.623	0.198	0.224	3	3
1194		3554031	4527	250	4.676	0.300	-0.18	0.50	0.608	0.084	4.003	1.096	1	1
1196	Kepler-274	3348082	6023	200	4.440	0.300	-0.19	0.50	1.007	0.541	1.405	0.514	1	1
1198		3447722	6165	100	4.229	0.150	-0.07	0.10	1.383	0.258	0.627	0.342	3	3
1203	Kepler-276	3962243	6105	200	4.453	0.300	0.01	0.50	1.046	0.485	1.392	0.413	1	1
1215	Kepler-277	3939150	6040	131	4.176	0.150	0.06	0.10	1.483	0.284	0.517	0.291	3	3
1221	Kepler-278	3640905	4991	75	3.616	0.044	0.28	0.10	2.935	0.066	0.072	0.001	5	3
1231		6462874	4251	200	4.730	0.300	-0.46	0.50	0.537	0.054	5.129	0.897	1	1
1236	Kepler-279	6677841	6363	259	4.051	0.150	-0.20	0.10	1.746	0.315	0.329	0.136	3	3
1239		6607286	6111	250	4.454	0.300	0.03	0.50	1.051	0.430	1.388	0.445	1	1
1240	Kepler-280	6690082	5744	200	4.537	0.300	-0.17	0.50	0.886	0.426	1.996	0.689	1	1

Table 2—Continued

KOI	Kepler-ID	KID	T_{eff} K	$T_{\text{eff}\sigma}$ K	$\log g$ cgs	$\log g_{\sigma}$ cgs	[Fe/H]	[Fe/H] $_{\sigma}$	R_{\star} R_{\odot}	$R_{\star\sigma}$ R_{\odot}	ρ_{\star} g cm^{-3}	$\rho_{\star\sigma}$ g cm^{-3}	Flag	blend
1241	Kepler-56	6448890	4840	97	3.306	0.072	0.20	0.16	4.230	0.150	0.025	0.001	5	3
1258	Kepler-281	8630788	5723	200	4.531	0.300	0.01	0.50	0.899	0.347	1.941	0.651	1	1
1261		8678594	6063	200	4.445	0.300	0.12	0.50	1.068	0.468	1.341	0.399	1	1
1270	Kepler-57	8564587	5328	200	4.604	0.300	-0.04	0.50	0.773	0.251	2.670	0.879	1	1
1276		8804283	5647	200	4.556	0.300	0.00	0.50	0.859	0.310	2.153	0.778	1	1
1278	Kepler-282	8609450	5602	155	4.459	0.150	-0.37	0.10	0.904	0.215	1.624	0.679	3	3
1279		8628758	5773	100	4.362	0.150	-0.03	0.10	1.097	0.208	1.056	0.463	3	4
1298	Kepler-283	10604335	4351	100	4.721	0.150	-0.20	0.10	0.566	0.024	4.770	0.403	3	3
1301	Kepler-284	10538176	5615	200	4.580	0.300	-0.14	0.50	0.814	0.356	2.402	0.844	1	1
1305	Kepler-285	10730034	5411	200	4.584	0.300	-0.06	0.50	0.808	0.348	2.439	0.862	1	1
1306	Kepler-286	10858691	5580	131	4.495	0.150	-0.35	0.10	0.863	0.167	1.851	0.623	3	3
1307	Kepler-287	10973814	5806	200	4.402	0.300	-0.08	0.50	1.032	0.466	1.253	0.511	1	1
1312		10963242	6374	200	4.430	0.300	-0.14	0.50	1.087	0.465	1.272	0.402	1	1
1316		10794087	5845	101	4.088	0.150	0.31	0.10	1.687	0.320	0.367	0.209	3	3
1332	Kepler-288	4455231	5918	250	4.353	0.300	-0.22	0.50	1.091	0.518	1.062	0.450	1	1
1336	Kepler-58	4077526	6099	200	4.372	0.300	-0.12	0.50	1.127	0.526	1.072	0.391	1	1
1338		4466677	5826	200	4.431	0.300	-0.25	0.50	0.975	0.438	1.421	0.553	1	1
1342		4275721	6222	200	4.397	0.300	-0.72	0.50	1.003	0.500	1.278	0.581	1	1
1353	Kepler-289	7303287	5930	107	4.334	0.150	-0.06	0.10	1.162	0.218	0.937	0.423	3	3
1358		7376983	4762	250	4.652	0.300	0.12	0.50	0.692	0.304	3.335	1.075	1	1
1359		6946199	5985	250	4.531	0.300	-0.51	0.50	0.852	0.466	2.046	0.692	1	1
1360	Kepler-290	7102227	5147	200	4.622	0.300	-0.06	0.50	0.743	0.382	2.889	1.022	1	1
1363	Kepler-291	6936909	6002	200	4.472	0.300	0.07	0.50	1.016	0.441	1.501	0.450	1	1
1364	Kepler-292	6962977	5299	100	4.536	0.150	-0.09	0.10	0.826	0.073	2.147	0.412	3	3
1366	Kepler-293	6932987	5804	200	4.504	0.300	0.13	0.50	0.957	0.398	1.716	0.537	1	1
1378		7375795	5691	131	4.407	0.150	-0.29	0.10	0.983	0.222	1.311	0.599	3	3
1396	Kepler-294	9455556	5913	200	4.491	0.300	-0.00	0.50	0.976	0.455	1.631	0.495	1	1
1408		9150827	4261	100	4.730	0.150	-0.18	0.10	0.553	0.021	4.990	0.380	3	3
1413	Kepler-295	9006449	5603	200	4.444	0.300	-0.33	0.50	0.898	0.473	1.590	0.774	1	1
1422	Kepler-296	11497958	4249	100	4.729	0.150	-0.12	0.10	0.557	0.021	4.924	0.369	3	3
1426		11122894	5619	100	4.468	0.150	-0.22	0.10	0.915	0.165	1.633	0.548	3	3
1430	Kepler-298	11176127	4465	100	4.709	0.150	-0.24	0.10	0.582	0.025	4.526	0.414	3	3
1432	Kepler-299	11014932	5617	112	4.394	0.150	-0.02	0.10	1.032	0.208	1.214	0.515	3	3
1435	Kepler-300	11037335	5986	200	4.532	0.300	-0.24	0.50	0.900	0.410	1.939	0.673	1	2

Table 2—Continued

KOI	Kepler-ID	KID	T_{eff} K	$T_{\text{eff}\sigma}$ K	$\log g$ cgs	$\log g_{\sigma}$ cgs	[Fe/H]	[Fe/H] $_{\sigma}$	R_{\star} R_{\odot}	$R_{\star\sigma}$ R_{\odot}	ρ_{\star} g cm^{-3}	$\rho_{\star\sigma}$ g cm^{-3}	Flag	blend
1436	Kepler-301	11389771	5815	200	4.525	0.300	-0.18	0.50	0.900	0.481	1.912	0.581	1	1
1445		11336883	6209	100	4.165	0.150	0.02	0.10	1.533	0.300	0.488	0.260	3	3
1447		7622486	5750	—	4.5	—	0.0	—	1.0	—	—	—	-1	1
1475		4770365	4056	150	4.745	0.200	-0.23	0.15	0.518	0.027	5.499	0.538	1	1
1480		7512982	5092	200	4.657	0.300	-0.22	0.50	0.689	0.266	3.386	1.050	1	1
1486	Kepler-302	7898352	5740	107	4.286	0.150	0.06	0.10	1.220	0.249	0.805	0.433	3	3
1515	Kepler-303	7871954	3944	150	4.768	0.200	-0.36	0.15	0.485	0.025	6.190	0.583	1	1
1529	Kepler-59	9821454	6307	200	4.468	0.300	-0.25	0.50	1.011	0.499	1.490	0.445	1	1
1557		5371776	4731	100	4.635	0.150	0.02	0.10	0.687	0.037	3.234	0.397	3	3
1563	Kepler-305	5219234	5100	100	4.561	0.150	0.03	0.10	0.794	0.050	2.365	0.374	3	3
1567	Kepler-306	5438099	4954	100	4.611	0.150	-0.10	0.10	0.719	0.041	2.923	0.401	3	0
1576		5299459	5517	100	4.430	0.150	0.19	0.10	1.006	0.173	1.359	0.460	3	4
1589	Kepler-84	5301750	6031	143	4.323	0.150	-0.18	0.10	1.169	0.219	0.912	0.413	3	3
1590		5542466	4960	200	4.536	0.300	-0.07	0.50	0.787	0.449	2.237	1.095	1	1
1593	Kepler-308	5289854	5895	200	4.508	0.300	-0.11	0.50	0.941	0.452	1.758	0.548	1	1
1596	Kepler-309	10027323	4713	100	4.612	0.150	0.20	0.10	0.721	0.040	2.927	0.388	3	3
1598	Kepler-310	10004738	5797	200	4.521	0.300	-0.30	0.50	0.876	0.406	1.942	0.650	1	1
1601		5438757	5738	200	4.540	0.300	-0.14	0.50	0.874	0.400	2.042	0.625	1	1
1608	Kepler-311	10055126	5905	131	4.308	0.150	-0.09	0.10	1.188	0.230	0.863	0.422	3	4
1627		6543893	5410	250	4.586	0.300	-0.20	0.50	0.784	0.417	2.524	0.880	1	1
1628	Kepler-312	6975129	6115	100	4.191	0.150	0.05	0.10	1.467	0.283	0.542	0.284	3	3
1639		10749128	6289	200	4.418	0.300	-0.04	0.50	1.119	0.535	1.200	0.324	1	1
1647		11153121	5727	100	4.127	0.150	0.21	0.10	1.536	0.162	0.447	0.272	3	4
1692	Kepler-314	6616218	5378	100	4.465	0.150	0.26	0.10	0.950	0.135	1.564	0.434	3	3
1707	Kepler-315	7703955	5796	108	4.377	0.150	-0.25	0.10	1.037	0.202	1.157	0.526	3	3
1713	Kepler-316	8230616	4204	200	4.743	0.300	-0.48	0.50	0.520	0.052	5.463	0.958	1	1
1731		8266276	4755	250	4.532	0.300	0.30	0.50	0.798	0.517	2.192	1.206	1	1
1737		3745690	5987	200	4.498	0.300	-0.11	0.50	0.963	0.472	1.678	0.454	1	1
1747		7032421	5658	200	4.540	0.300	0.07	0.50	0.887	0.332	2.004	0.615	1	1
1750		6209677	5797	200	4.466	0.300	-0.21	0.50	0.939	0.431	1.598	0.615	1	1
1751		9729691	5207	200	4.391	0.300	0.06	0.50	0.989	0.507	1.277	0.764	1	1
1756		3967760	5497	200	4.479	0.300	0.26	0.50	0.953	0.395	1.623	0.604	1	1
1760	Kepler-317	3967760	5497	200	4.493	0.300	0.26	0.50	0.941	0.429	1.696	0.559	1	1
1779	Kepler-318	9909735	5746	100	4.325	0.150	0.19	0.10	1.189	0.210	0.900	0.404	3	3

Table 2—Continued

KOI	Kepler-ID	KID	T_{eff} K	$T_{\text{eff}\sigma}$ K	$\log g$ cgs	$\log g_{\sigma}$ cgs	[Fe/H]	[Fe/H] $_{\sigma}$	R_{\star} R_{\odot}	$R_{\star\sigma}$ R_{\odot}	ρ_{\star} g cm^{-3}	$\rho_{\star\sigma}$ g cm^{-3}	Flag	blend
1781		11551692	4820	100	4.611	0.150	0.06	0.10	0.721	0.041	2.918	0.392	3	3
1783		10005758	5804	101	4.186	0.150	0.02	0.10	1.393	0.280	0.566	0.354	3	3
1792		8552719	5689	50	4.442	0.100	0.45	0.08	1.039	0.061	1.371	0.194	2	0
1803		4349442	4915	100	4.608	0.150	-0.04	0.10	0.724	0.041	2.888	0.392	3	3
1805	Kepler-319	4644952	5526	100	4.487	0.150	-0.08	0.10	0.903	0.125	1.748	0.471	3	3
1806	Kepler-320	9529744	6435	200	4.419	0.300	-0.24	0.50	1.108	0.519	1.218	0.333	1	1
1809	Kepler-321	8240797	5740	100	4.302	0.150	0.06	0.10	1.194	0.230	0.851	0.437	3	3
1820	Kepler-322	8277797	5388	100	4.501	0.150	0.06	0.10	0.890	0.096	1.833	0.412	3	4
1824	Kepler-323	2989404	5987	150	4.310	0.150	-0.19	0.10	1.178	0.228	0.878	0.424	3	4
1831		11601584	5194	100	4.530	0.150	0.08	0.10	0.840	0.072	2.078	0.389	3	3
1832	Kepler-325	11709244	5752	200	4.411	0.300	-0.17	0.50	1.003	0.497	1.319	0.612	1	1
1835	Kepler-326	9471268	5105	100	4.556	0.150	0.05	0.10	0.801	0.052	2.322	0.366	3	0
1843		5080636	3956	297	4.758	0.150	-0.23	0.10	0.511	0.041	5.753	0.755	3	3
1845		3338885	4936	200	3.977	0.300	0.51	0.50	1.669	0.435	0.292	0.133	1	1
1858		8160953	5731	200	4.441	0.300	0.07	0.50	1.004	0.431	1.409	0.456	1	1
1860		4157325	5674	100	4.397	0.150	0.05	0.10	1.050	0.196	1.200	0.470	3	4
1867	Kepler-327	8167996	3799	100	4.758	0.100	-0.20	0.10	0.492	0.016	5.972	0.367	1	1
1871		9758089	4587	100	4.656	0.150	0.09	0.10	0.661	0.034	3.521	0.406	3	3
1873	Kepler-328	4939346	6210	200	4.438	0.300	0.09	0.50	1.078	0.396	1.308	0.442	1	1
1874	Kepler-329	8978528	4257	200	4.740	0.300	-0.57	0.50	0.523	0.052	5.389	0.934	1	1
1884		4851530	5275	250	4.504	0.300	-0.29	0.50	0.817	0.537	2.011	1.035	1	1
1889		11074178	5742	200	4.551	0.300	-0.16	0.50	0.862	0.394	2.119	0.634	1	1
1891	Kepler-330	8680979	5117	200	4.636	0.300	-0.10	0.50	0.722	0.267	3.076	0.908	1	1
1895	Kepler-331	4263293	4347	200	4.768	0.300	-0.85	0.50	0.492	0.047	6.138	1.041	1	1
1899		7047922	6332	200	4.339	0.300	-0.15	0.50	1.207	0.592	0.929	0.297	1	1
1905	Kepler-332	10328393	4955	100	4.611	0.150	-0.10	0.10	0.720	0.041	2.928	0.399	3	3
1908	Kepler-333	5706966	4259	200	4.732	0.300	-0.47	0.50	0.534	0.054	5.187	1.002	1	1
1909	Kepler-334	10130039	5828	100	4.385	0.150	-0.08	0.10	1.068	0.194	1.148	0.456	3	3
1915	Kepler-335	9101496	5877	112	4.017	0.160	0.23	0.10	1.854	0.350	0.286	0.173	3	3
1916	Kepler-336	6037581	5867	100	4.264	0.150	0.16	0.10	1.304	0.230	0.720	0.351	3	4
1920		8218379	5485	200	4.590	0.300	-0.21	0.50	0.796	0.379	2.505	0.887	1	1
1922		9411166	6069	200	4.487	0.300	-0.10	0.50	0.975	0.414	1.615	0.579	1	1
1929	Kepler-337	10136549	5684	175	4.004	0.250	0.02	0.10	1.761	0.485	0.289	0.362	3	0
1930		5511081	5923	77	4.017	0.073	-0.07	0.10	1.735	0.082	0.309	0.034	5	3

Table 2—Continued

KOI	Kepler-ID	KID	T_{eff} K	$T_{\text{eff}\sigma}$ K	$\log g$ cgs	$\log g_{\sigma}$ cgs	[Fe/H]	[Fe/H] $_{\sigma}$	R_{\star} R_{\odot}	$R_{\star\sigma}$ R_{\odot}	ρ_{\star} g cm^{-3}	$\rho_{\star\sigma}$ g cm^{-3}	Flag	blend
1931	Kepler-339	10978763	5631	200	4.586	0.300	-0.24	0.50	0.802	0.362	2.463	0.915	1	1
1932	Kepler-340	5202905	6620	376	4.063	0.150	-0.02	0.10	1.850	0.416	0.317	0.182	3	3
1940		10005788	4306	200	4.726	0.300	-0.44	0.50	0.541	0.060	5.051	1.044	1	1
1944		2438513	5770	100	4.382	0.150	0.06	0.10	1.088	0.195	1.124	0.434	3	3
1945		11656918	5580	200	4.513	0.300	0.29	0.50	0.940	0.394	1.784	0.578	1	1
1952	Kepler-341	7747425	6012	200	4.437	0.300	-0.14	0.50	1.024	0.519	1.369	0.455	1	1
1955	Kepler-342	9892816	6175	100	4.187	0.150	-0.04	0.10	1.472	0.257	0.534	0.318	3	3
1960	Kepler-343	6949061	5807	100	4.184	0.150	0.13	0.10	1.433	0.261	0.546	0.323	3	3
1961		7269493	5360	100	4.523	0.150	-0.05	0.10	0.851	0.079	2.024	0.410	3	3
1970	Kepler-344	9650808	5774	200	4.451	0.300	-0.10	0.50	0.976	0.454	1.486	0.518	1	1
1977	Kepler-345	9412760	4504	100	4.683	0.150	-0.02	0.10	0.623	0.029	3.974	0.399	3	4
1978	Kepler-346	9518318	6033	200	4.464	0.300	-0.03	0.50	1.021	0.476	1.462	0.399	1	1
1992		11450414	6088	200	4.472	0.300	-0.07	0.50	1.005	0.464	1.513	0.461	1	1
2007		11069176	6085	200	4.408	0.300	-0.07	0.50	1.085	0.542	1.211	0.388	1	1
2011	Kepler-348	5384079	6177	100	4.244	0.150	-0.06	0.10	1.359	0.251	0.657	0.325	3	3
2022	Kepler-349	8564674	5956	200	4.518	0.300	-0.09	0.50	0.927	0.349	1.822	0.582	1	1
2025	Kepler-350	4636578	6186	100	4.150	0.170	-0.09	0.10	1.534	0.306	0.470	0.292	3	4
2028	Kepler-351	7102316	5643	200	4.556	0.300	-0.13	0.50	0.854	0.414	2.164	0.770	1	1
2029	Kepler-352	9489524	5212	100	4.566	0.150	-0.14	0.10	0.781	0.053	2.430	0.404	3	3
2036	Kepler-353	6382217	3903	100	4.751	0.100	-0.20	0.10	0.504	0.016	5.739	0.355	1	1
2037		9634821	5016	250	4.384	0.300	0.47	0.50	0.993	0.629	1.253	0.863	1	1
2038	Kepler-85	8950568	5436	100	4.494	0.150	-0.03	0.10	0.893	0.130	1.788	0.468	3	3
2045	Kepler-354	6026438	4648	200	4.627	0.300	-0.04	0.50	0.674	0.210	3.223	1.065	1	1
2048		8956206	5146	100	4.555	0.150	-0.02	0.10	0.799	0.054	2.315	0.387	3	3
2051	Kepler-355	7265298	6184	250	4.441	0.300	-0.05	0.50	1.066	0.478	1.331	0.399	1	1
2053	Kepler-356	2307415	6133	100	4.256	0.150	-0.02	0.10	1.335	0.243	0.689	0.326	3	3
2073	Kepler-357	8164257	5036	200	4.503	0.300	0.05	0.50	0.834	0.487	1.956	1.082	1	1
2080	Kepler-358	10864531	5908	200	4.504	0.300	-0.03	0.50	0.954	0.476	1.718	0.514	1	1
2086	Kepler-60	6768394	5862	154	4.194	0.170	-0.09	0.10	1.363	0.323	0.586	0.404	3	4
2092	Kepler-359	6696580	6248	250	4.429	0.300	-0.04	0.50	1.086	0.503	1.268	0.449	1	1
2098		6105462	6432	200	4.249	0.300	-0.45	0.50	1.298	0.618	0.702	0.302	1	1
2111	Kepler-360	8612275	6053	200	4.423	0.300	-0.12	0.50	1.058	0.501	1.283	0.397	1	1
2113		7207061	5379	250	4.570	0.300	-0.02	0.50	0.829	0.426	2.297	0.835	1	1
2135	Kepler-361	9904006	6169	100	4.254	0.150	-0.04	0.10	1.343	0.255	0.680	0.322	3	3

Table 2—Continued

KOI	Kepler-ID	KID	T_{eff} K	$T_{\text{eff}\sigma}$ K	$\log g$ cgs	$\log g_{\sigma}$ cgs	[Fe/H]	[Fe/H] $_{\sigma}$	R_{\star} R_{\odot}	$R_{\star\sigma}$ R_{\odot}	ρ_{\star} g cm^{-3}	$\rho_{\star\sigma}$ g cm^{-3}	Flag	blend
2147	Kepler-362	10404582	5788	200	4.639	0.300	-0.72	0.50	0.722	0.304	3.091	0.959	1	1
2148	Kepler-363	6021193	5593	100	4.152	0.150	0.34	0.10	1.485	0.231	0.488	0.246	3	4
2150		3229150	5952	200	4.496	0.300	-0.05	0.50	0.962	0.423	1.672	0.569	1	1
2153	Kepler-364	10253547	6108	125	4.273	0.150	-0.11	0.10	1.284	0.249	0.735	0.363	3	4
2159		8804455	5715	100	4.336	0.150	0.04	0.10	1.136	0.225	0.962	0.465	3	3
2160		5546761	5785	200	4.587	0.300	-0.32	0.50	0.803	0.288	2.470	0.845	1	1
2163	Kepler-365	11358389	6012	200	4.434	0.300	-0.05	0.50	1.048	0.487	1.329	0.419	1	1
2167		6041734	6244	250	4.405	0.300	-0.37	0.50	1.052	0.603	1.242	0.479	1	1
2168	Kepler-366	11308499	6209	200	4.452	0.300	-0.08	0.50	1.048	0.470	1.385	0.389	1	1
2169		9006186	5399	100	4.476	0.150	0.18	0.10	0.933	0.125	1.642	0.428	3	3
2173	Kepler-367	11774991	4710	100	4.631	0.150	0.08	0.10	0.695	0.037	3.158	0.393	3	3
2174		8261920	4365	200	4.690	0.300	-0.15	0.50	0.592	0.066	4.248	0.982	1	1
2175	Kepler-368	9022166	5502	206	3.903	0.350	0.08	0.10	2.019	0.559	0.199	0.364	3	3
2179	Kepler-369	10670119	3591	100	4.785	0.100	-0.10	0.10	0.471	0.014	6.645	0.318	1	1
2183	Kepler-370	5706595	5852	200	4.531	0.300	-0.12	0.50	0.900	0.416	1.938	0.607	1	1
2188		10518424	6107	200	4.491	0.300	-0.33	0.50	0.946	0.569	1.679	0.524	1	1
2194	Kepler-371	3548044	5666	146	4.390	0.150	-0.36	0.10	0.992	0.249	1.254	0.649	3	3
2195	Kepler-372	11401767	6509	200	4.405	0.300	-0.14	0.50	1.137	0.488	1.150	0.373	1	1
2218	Kepler-373	12058204	5787	200	4.562	0.300	-0.27	0.50	0.845	0.418	2.216	0.718	1	1
2220	Kepler-374	6871071	5977	200	4.479	0.300	-0.44	0.50	0.911	0.474	1.699	0.637	1	1
2224		8892157	5826	200	4.534	0.300	-0.12	0.50	0.896	0.413	1.959	0.565	1	1
2236	Kepler-375	10723367	5826	200	4.567	0.300	-0.20	0.50	0.837	0.291	2.265	0.807	1	1
2248		11030475	5164	100	4.556	0.150	-0.04	0.10	0.798	0.062	2.324	0.394	3	3
2261		3734418	5141	100	4.566	0.150	-0.06	0.10	0.783	0.054	2.426	0.398	3	4
2278	Kepler-376	3342794	5900	100	4.303	0.150	-0.16	0.10	1.175	0.234	0.862	0.447	3	4
2279	Kepler-377	3661886	5949	128	4.303	0.150	-0.01	0.10	1.224	0.229	0.832	0.391	3	4
2287	Kepler-378	9718066	4661	100	4.647	0.150	0.03	0.10	0.671	0.035	3.402	0.397	3	3
2289	Kepler-379	3867615	6054	100	4.273	0.150	0.05	0.10	1.306	0.237	0.729	0.335	3	0
2298		9334893	4734	200	4.771	0.300	-1.42	0.50	0.499	0.039	6.068	1.001	1	1
2311		4247991	5579	100	4.442	0.150	0.10	0.10	0.987	0.158	1.428	0.452	3	0
2333	Kepler-380	11121752	6045	147	4.293	0.150	-0.16	0.10	1.224	0.242	0.811	0.406	3	4
2339		7033233	4666	100	4.643	0.150	0.06	0.10	0.677	0.035	3.345	0.390	3	3
2352		8013439	6152	100	4.120	0.180	-0.18	0.10	1.568	0.350	0.431	0.321	3	3
2357		7449554	5995	200	4.526	0.300	-0.26	0.50	0.902	0.416	1.912	0.580	1	1

Table 2—Continued

KOI	Kepler-ID	KID	T_{eff} K	$T_{\text{eff}\sigma}$ K	$\log g$ cgs	$\log g_{\sigma}$ cgs	[Fe/H]	[Fe/H] $_{\sigma}$	R_{\star} R_{\odot}	$R_{\star\sigma}$ R_{\odot}	ρ_{\star} g cm^{-3}	$\rho_{\star\sigma}$ g cm^{-3}	Flag	blend
2362		8495415	5083	250	4.541	0.300	0.00	0.50	0.799	0.451	2.238	1.044	1	1
2369		5602588	6072	200	4.480	0.300	-0.11	0.50	0.996	0.487	1.559	0.482	1	1
2374	Kepler-382	9364290	5600	200	4.401	0.300	-0.31	0.50	0.945	0.452	1.366	0.696	1	1
2413	Kepler-383	3234598	4710	200	4.624	0.300	-0.16	0.50	0.672	0.265	3.214	1.173	1	1
2414	Kepler-384	8611832	5577	145	4.475	0.150	-0.39	0.10	0.882	0.251	1.720	0.714	3	4
2422		11360805	5497	200	4.413	0.300	0.13	0.50	1.007	0.408	1.320	0.599	1	1
2433	Kepler-385	11968463	6326	250	4.412	0.300	-0.03	0.50	1.126	0.564	1.178	0.359	1	1
2442	Kepler-386	11080405	5178	200	4.558	0.300	-0.23	0.50	0.767	0.429	2.424	1.046	1	1
2443	Kepler-387	9209624	5774	154	4.353	0.150	-0.37	0.10	1.046	0.240	1.097	0.593	3	4
2466	Kepler-388	8544992	4498	200	4.690	0.300	-0.33	0.50	0.586	0.069	4.305	0.923	1	1
2473	Kepler-389	8753896	5376	250	4.570	0.300	-0.19	0.50	0.792	0.402	2.405	0.948	1	1
2498	Kepler-390	5959719	5166	100	4.569	0.150	-0.12	0.10	0.776	0.053	2.474	0.405	3	3
2521		7183745	5284	250	4.618	0.300	-0.12	0.50	0.751	0.338	2.842	1.014	1	1
2529		8463346	4298	200	4.783	0.300	-0.95	0.50	0.477	0.044	6.536	1.098	1	1
2533		11074835	4929	100	3.354	0.210	-0.08	0.10	3.966	0.895	0.029	0.024	3	3
2534		1996180	6120	100	4.262	0.150	-0.05	0.10	1.318	0.260	0.707	0.355	3	4
2541	Kepler-391	12306058	4940	100	3.455	0.240	-0.00	0.10	3.569	0.853	0.042	0.030	3	0
2554		10471621	4402	200	4.781	0.300	-1.11	0.50	0.480	0.040	6.459	1.055	1	1
2585	Kepler-392	7673841	5938	226	4.323	0.150	-0.29	0.10	1.129	0.231	0.952	0.476	3	3
2586		9827149	5843	250	4.469	0.300	0.26	0.50	1.026	0.425	1.470	0.454	1	1
2595	Kepler-393	8883329	6189	100	4.233	0.150	-0.04	0.10	1.382	0.263	0.631	0.309	3	3
2597		12120307	6402	200	4.408	0.300	-0.13	0.50	1.132	0.580	1.161	0.396	1	1
2612		9602613	5467	200	4.433	0.300	-0.12	0.50	0.939	0.472	1.482	0.725	1	1
2639		11391755	6129	200	4.354	0.300	-0.06	0.50	1.172	0.523	0.991	0.327	1	1
2650	Kepler-395	8890150	4262	100	4.729	0.150	-0.16	0.10	0.556	0.022	4.948	0.385	3	3
2671		2437505	5750	—	4.5	—	0.0	—	1.0	—	—	—	-1	1
2672	Kepler-396	11253827	5579	100	4.444	0.150	0.10	0.10	0.986	0.157	1.441	0.448	3	3
2674		8022489	5700	182	3.985	0.240	0.03	0.10	1.826	0.600	0.266	0.309	3	4
2681	Kepler-397	6878240	5307	100	4.572	0.150	-0.29	0.10	0.767	0.066	2.514	0.468	3	3
2693	Kepler-398	5185897	4493	100	4.689	0.150	-0.07	0.10	0.613	0.028	4.093	0.397	3	4
2696		11071200	7036	200	4.165	0.300	-0.14	0.50	1.657	0.704	0.453	0.153	1	1
2707	Kepler-399	5480640	5502	200	4.620	0.300	-0.83	0.50	0.680	0.363	3.145	1.225	1	1
2711	Kepler-400	5272233	5886	100	4.350	0.150	0.01	0.10	1.145	0.208	0.984	0.416	3	3
2714	Kepler-401	12206313	6117	100	4.254	0.150	-0.04	0.10	1.333	0.244	0.684	0.332	3	3

Table 2—Continued

KOI	Kepler-ID	KID	T_{eff} K	$T_{\text{eff}\sigma}$ K	$\log g$ cgs	$\log g_{\sigma}$ cgs	[Fe/H]	[Fe/H] $_{\sigma}$	R_{\star} R_{\odot}	$R_{\star\sigma}$ R_{\odot}	ρ_{\star} g cm^{-3}	$\rho_{\star\sigma}$ g cm^{-3}	Flag	blend
2722	Kepler-402	7673192	6090	120	4.278	0.150	-0.14	0.10	1.264	0.244	0.763	0.379	3	4
2732	Kepler-403	9886361	6090	100	4.266	0.150	0.07	0.10	1.329	0.236	0.705	0.316	3	4
2768	Kepler-404	9008737	5654	200	4.543	0.300	-0.01	0.50	0.884	0.331	2.027	0.697	1	1
2942		4385148	5743	250	4.562	0.300	-0.19	0.50	0.845	0.349	2.215	0.789	1	1
3057	Kepler-405	3234843	5818	250	4.536	0.300	-0.13	0.50	0.893	0.425	1.973	0.639	1	1

Note. — Flag: -1 - solar parameters assumed ; 0 - original KIC ; 1 - Revised KIC ; 2 - SPC ; 3 - Specmatch ; 4 - SME ; 5 - Asteroseismology
blend flag: 0 - nearby star detected that may produce blend, 1 - no measurement, 2 - has speckle, 3 - has spectral matching, 4 - has both

Table 3. Transit Model Parameters

KOI	Kepler ID	P days	R_p R_\oplus	S S_\oplus	b	R_p/R_\star	ρ_c g cm^{-3}	T_{dep} ppm	T_{dur} hours	T_0 BJD-2454900	S/N	fp	DynTest
41.01	Kepler-100 c	12.815842	2.25	189.1	0.38	0.01384	0.3520	221.8	6.344	55.94755	123.4	5	1
		0.000029	0.11	18.6	+0.01-0.38	0.00059	0.0678	2.5	0.042	0.00135			
41.02	Kepler-100 b	6.887067	1.47	429.3	0.87	0.00901	0.1008	72.6	4.352	66.17732	48.2	5	1
		0.000036	0.12	42.3	+0.00-0.60	0.00073	0.2565	2.3	0.080	0.00305			
41.03	Kepler-100 d	35.333072	1.55	49.0	0.59	0.00952	0.8392	100.8	5.826	86.98063	33.8	5	1
		0.000319	0.06	4.8	+0.34-0.36	0.00027	0.6508	4.1	0.151	0.00562			
46.01	Kepler-101 b	3.487691	5.87	1037.8	0.02	0.03226	0.5797	1263.5	3.834	103.93126	360.2	7	1
		0.000002	1.46	625.0	+0.23-0.02	0.00018	0.0492	5.1	0.013	0.00031			
46.02	Kepler-101 c	6.029809	1.33	517.1	0.66	0.00734	0.3429	57.8	4.030	65.48205	11.3	6	1
		0.000115	0.34	311.4	+0.05-0.49	0.00047	0.3619	6.7	0.339	0.01146			
70.01	Kepler-20 c	10.854087	3.14	90.2	0.28	0.02919	1.6704	1024.7	3.758	71.60760	262.3	7	1
		0.000006	0.31	22.4	+0.02-0.25	0.00053	0.1499	3.9	0.012	0.00033			
70.02	Kepler-20 b	3.696117	1.92	377.1	0.19	0.01783	2.0809	385.5	2.469	67.50058	156.2	7	1
		0.000003	0.19	93.5	+0.19-0.19	0.00027	0.2571	3.0	0.015	0.00049			
70.03	Kepler-20 d	77.611680	2.73	6.5	0.09	0.02540	1.8567	790.7	7.217	97.72516	130.0	2	1
		0.000174	0.27	1.6	+0.28-0.09	0.00033	0.2149	7.8	0.044	0.00135			
70.04	Kepler-20 e	6.098530	0.88	192.4	0.49	0.00819	1.6113	76.9	2.792	68.93139	29.7	2	1
		0.000033	0.09	47.7	+0.01-0.46	0.00027	0.5057	3.4	0.087	0.00320			
70.05	Kepler-20 f	19.577632	0.93	40.7	0.19	0.00862	3.0720	90.2	3.742	68.20249	24.5	7	1
		0.000212	0.10	10.1	+0.27-0.19	0.00035	0.9163	5.2	0.163	0.00652			
72.01	Kepler-10 b	0.837497	1.45	3462.1	0.15	0.01258	1.2769	188.7	1.797	64.57405	193.4	2	1
		0.000001	0.03	246.1	+0.20-0.11	0.00011	0.1121	1.3	0.009	0.00026			
72.02	Kepler-10 c	45.294334	2.28	17.4	0.12	0.01979	1.2239	472.1	6.870	71.67697	162.1	2	1
		0.000080	0.05	1.2	+0.21-0.12	0.00020	0.1547	3.9	0.037	0.00098			
82.01	Kepler-102 e	16.145671	2.22	19.4	0.50	0.02843	2.0513	949.9	3.635	67.75401	294.0	5	1
		0.000010	0.12	2.9	+0.01-0.46	0.00087	0.5451	3.7	0.024	0.00035			
82.02	Kepler-102 d	10.311742	1.29	35.2	0.76	0.01649	0.7976	268.1	3.205	67.07925	110.6	5	1
		0.000015	0.09	5.3	+0.01-0.55	0.00096	0.7761	3.3	0.025	0.00091			
82.03	Kepler-102 f	27.453659	0.83	9.5	0.29	0.01061	4.3098	140.5	3.651	78.02619	35.3	5	1
		0.000151	0.05	1.5	+0.15-0.29	0.00033	0.9839	4.9	0.096	0.00319			
82.04	Kepler-102 c	7.071440	0.56	59.3	0.11	0.00721	2.6442	66.3	2.832	72.98384	30.9	5	1
		0.000042	0.03	8.9	+0.35-0.11	0.00028	0.5952	2.9	0.107	0.00345			
82.05	Kepler-102 b	5.286989	0.45	84.9	0.24	0.00573	2.6550	41.2	2.501	68.84930	20.6	5	1
		0.000036	0.03	12.8	+0.24-0.24	0.00028	0.8471	2.7	0.126	0.00381			

Table 3—Continued

KOI	Kepler ID	P days	R_p R_{\oplus}	S S_{\oplus}	b	R_p/R_{\star}	ρ_c g cm^{-3}	T_{dep} ppm	T_{dur} hours	T_0 BJD-2454900	S/N	fp	DynTest
85.01	Kepler-65 c	5.859932 0.000004	2.57 0.05	552.1 36.5	0.10 +0.20-0.10	0.01655 0.00011	0.7965 0.0655	323.2 1.6	4.011 0.015	65.03928 0.00043	238.9	2	1
85.02	Kepler-65 b	2.154915 0.000003	1.53 0.06	2145.6 141.9	0.73 +0.03-0.52	0.00984 0.00032	0.2058 0.1648	99.3 1.1	3.173 0.025	66.49786 0.00079	116.7	2	1
85.03	Kepler-65 d	8.131218 0.000021	1.50 0.03	355.4 23.5	0.02 +0.38-0.02	0.00962 0.00014	0.9507 0.1346	109.3 1.8	4.205 0.044	70.99072 0.00157	82.6	2	1
89.01		84.687433 ^{tt} 0.000305	3.32 0.67	32.8 20.5	0.05 +0.33-0.05	0.01714 0.00024	0.7027 0.0969	345.9 4.9	10.213 0.072	83.56952 0.00217	93.8	2	1
89.02		207.585413 ^{tt} 0.000967	3.86 0.78	10.0 6.2	0.13 +0.28-0.13	0.01993 0.00034	6.3154 1.1021	466.7 9.4	6.598 0.097	222.88387 0.00221	68.1	2	1
94.01	Kepler-89 d	22.342995 ^{tt} 0.000006	11.03 1.03	102.4 24.8	0.06 +0.06-0.06	0.06802 0.00009	0.7729 0.0103	5504.7 6.3	6.662 0.007	65.74009 0.00016	562.4	7	2
94.02	Kepler-89 c	10.423686 ^{tt} 0.000013	4.18 0.39	283.3 68.4	0.35 +0.10-0.29	0.02579 0.00027	0.5543 0.0986	772.7 5.1	5.223 0.028	71.00757 0.00072	93.4	7	1
94.03	Kepler-89 e	54.320113 ^{tt} 0.000066	6.49 0.61	31.3 7.5	0.04 +0.23-0.04	0.03998 0.00023	0.8432 0.0743	1903.8 8.7	8.482 0.028	94.23978 0.00069	225.8	7	1
94.04	Kepler-89 b	3.743213 ^{tt} 0.000019	1.87 0.20	1111.2 268.3	0.80 +0.11-0.57	0.01151 0.00064	0.1512 0.2500	129.0 3.8	3.711 0.065	64.62167 0.00261	37.4	7	1
102.01		1.735138 0.0000002	3.73 0.68	1620.6 710.5	0.52 +0.08-0.26	0.02848 0.00046	0.8948 0.2484	907.4 3.0	2.280 0.018	68.05958 0.00016	525.3	7	1
102.02		4.068458 0.000023	1.10 0.20	524.0 229.7	0.52 +0.10-0.42	0.00841 0.00026	1.0491 0.4047	78.9 3.4	2.775 0.087	65.27843 0.00357	32.5	2	1
108.01	Kepler-103 b	15.965356 ^{tt} 0.000022	3.15 0.09	131.5 15.1	0.11 +0.18-0.11	0.02009 0.00016	1.5216 0.1182	476.7 4.5	4.520 0.029	75.17639 0.00080	123.3	7	1
108.02	Kepler-103 c	179.612812 ^{tt} 0.000563	5.37 0.20	5.2 0.6	0.68 +0.04-0.46	0.03424 0.00085	0.2841 0.1803	1239.1 8.9	13.568 0.148	228.32568 0.00155	179.0	7	1
111.01	Kepler-104 b	11.427548 0.000015	3.10 0.53	196.1 75.3	0.45 +0.02-0.41	0.02103 0.00087	0.7805 0.1571	504.7 4.2	4.565 0.030	70.61305 0.00077	127.1	7	1
111.02	Kepler-104 c	23.668205 0.000056	3.13 0.55	74.0 28.5	0.77 +0.04-0.53	0.02128 0.00128	0.3026 0.3681	458.5 5.2	5.872 0.065	65.71597 0.00134	90.9	7	1
111.03	Kepler-104 d	51.755394 0.000160	3.58 0.61	26.2 10.1	0.76 +0.01-0.52	0.02429 0.00098	0.3425 0.3478	599.5 7.1	7.465 0.097	204.08611 0.00164	96.5	7	1
111.04		103.624982 0.003918	2.07 0.36	10.4 4.0	0.01 +0.45-0.01	0.01405 0.00065	0.9448 0.2528	235.4 18.1	9.758 0.738	363.10233 0.01889	3.0	-1	1

Table 3—Continued

KOI	Kepler ID	P days	R_p R_\oplus	S S_\oplus	b	R_p/R_\star	ρ_c g cm^{-3}	T_{dep} ppm	T_{dur} hours	T_0 BJD-2454900	S/N	fp	DynTest
112.01		51.079254	2.95	16.8	0.16	0.02485	1.7279	735.1	6.370	118.17996	132.3	3	1
		0.000107	0.56	7.5	+0.18-0.16	0.00024	0.2163	7.0	0.040	0.00110			
112.02		3.709196	1.26	554.5	0.11	0.01062	1.8283	133.7	2.593	66.98321	56.0	3	1
		0.000010	0.24	248.9	+0.33-0.11	0.00024	0.3468	3.4	0.047	0.00169			
115.01	Kepler-105 b	5.412200	2.85	398.0	0.20	0.02247	2.0736	589.0	2.811	66.14249	206.5	7	1
		0.000004	0.60	196.7	+0.14-0.20	0.00020	0.2610	3.9	0.016	0.00042			
115.02	Kepler-105 c	7.125939	1.61	276.4	0.23	0.01272	2.6317	188.4	2.802	72.00421	61.9	7	1
		0.000017	0.34	136.7	+0.17-0.23	0.00024	0.4493	4.2	0.044	0.00141			
115.03		3.435859	0.51	740.0	0.45	0.00403	0.7184	18.8	3.095	65.66181	9.0	2	1
		0.000107	0.12	365.8	+0.01-0.45	0.00038	0.7373	3.3	0.479	0.01487			
116.01		13.570791	2.39	91.5	0.47	0.02120	2.5509	509.3	3.218	69.27824	91.8	2	1
		0.000028	0.71	60.7	+0.02-0.45	0.00161	0.7144	7.3	0.049	0.00121			
116.02	Kepler-106 e	43.844464	2.62	19.1	0.50	0.02325	1.0427	609.0	6.312	84.93401	87.6	7	1
		0.000140	0.77	12.7	+0.01-0.44	0.00140	0.2925	8.9	0.073	0.00199			
116.03	Kepler-106 c	6.164903	0.83	258.9	0.43	0.00738	1.3307	63.1	3.096	68.63578	15.8	7	1
		0.000090	0.24	171.6	+0.05-0.40	0.00039	0.6102	5.7	0.283	0.00846			
116.04	Kepler-106 d	23.980154	0.95	42.4	0.31	0.00842	1.8129	82.1	4.614	80.53119	10.3	4	1
		0.000387	0.28	28.1	+0.13-0.31	0.00048	0.5554	7.8	0.250	0.00800			
117.01	Kepler-107 e	14.749049	3.45	138.0	0.90	0.02237	0.0520	427.4	6.588	71.77998	118.6	7	1
		0.000034	0.25	16.3	+0.01-0.54	0.00143	0.1851	4.4	0.131	0.00134			
117.02	Kepler-107 c	4.901425	1.81	599.9	0.78	0.01175	0.1569	137.3	4.199	71.60742	57.6	7	1
		0.000016	0.18	70.8	+0.01-0.56	0.00108	0.1788	3.1	0.066	0.00174			
117.03	Kepler-107 b	3.179997	1.56	1078.6	0.34	0.01011	0.5489	119.7	3.492	66.49904	60.4	7	1
		0.000011	0.06	127.3	+0.14-0.34	0.00024	0.1351	2.8	0.057	0.00200			
117.04	Kepler-107 d	7.958203	1.07	310.6	0.27	0.00696	0.7873	57.2	4.276	70.79968	18.8	7	1
		0.000104	0.06	36.6	+0.20-0.27	0.00031	0.2340	3.8	0.190	0.00612			
119.01	Kepler-108 b	49.183921	8.65	59.2	0.03	0.03614	0.3215	1582.1	11.277	74.91123	314.2	7	2
		0.000054	0.48	10.3	+0.26-0.03	0.00023	0.0218	6.9	0.046	0.00066			
119.02	Kepler-108 c	190.323494	8.18	9.7	0.81	0.03419	0.1074	1118.0	15.700	245.67323	159.2	7	2
		0.000988	0.51	1.7	+0.03-0.09	0.00096	0.0488	10.1	0.289	0.00255			
123.01	Kepler-109 b	6.481623	2.29	412.9	0.21	0.01586	1.1568	295.5	3.599	55.97759	126.9	7	1
		0.000008	0.07	44.0	+0.22-0.21	0.00022	0.1951	3.0	0.027	0.00079			
123.02	Kepler-109 c	21.222684	2.52	85.1	0.00	0.01748	0.6871	361.0	6.500	70.57216	126.9	7	1
		0.000047	0.08	9.1	+0.35-0.00	0.00018	0.0713	3.8	0.036	0.00127			

Table 3—Continued

KOI	Kepler ID	P days	R_p R_\oplus	S S_\oplus	b	R_p/R_\star	ρ_c g cm^{-3}	T_{dep} ppm	T_{dur} hours	T_0 BJD-2454900	S/N	fp	DynTest
124.01	Kepler-110 b	12.691112 0.000036	1.83 0.36	130.2 65.8	0.13 +0.27-0.13	0.01462 0.00024	2.0587 0.3095	252.9 5.1	3.755 0.049	70.12296 0.00166	65.4	7	1
124.02	Kepler-110 c	31.719775 0.000104	2.21 0.44	38.0 19.2	0.01 +0.39-0.01	0.01758 0.00028	2.5129 0.3991	366.4 7.0	4.823 0.053	75.82056 0.00177	70.4	7	1
137.01	Kepler-18 c	7.641587 ^{tt} 0.000003	4.73 0.51	139.6 37.8	0.04 +0.20-0.04	0.04294 0.00021	1.8667 0.1259	2259.2 6.6	3.396 0.009	68.40598 0.00022	233.6	7	1
137.02	Kepler-18 d	14.858911 ^{tt} 0.000006	5.67 0.61	56.8 15.4	0.18 +0.07-0.18	0.05156 0.00025	3.3764 0.1874	3232.5 9.4	3.456 0.014	61.15315 0.00022	448.0	7	1
137.03	Kepler-18 b	3.504743 ^{tt} 0.000005	1.76 0.19	395.0 106.7	0.05 +0.35-0.05	0.01596 0.00033	3.7250 0.6190	310.1 5.8	2.026 0.027	66.50656 0.00087	63.6	7	1
139.01	Kepler-111 c	224.784608 ^{tt} 0.000411	7.30 0.91	2.6 0.8	0.72 +0.02-0.04	0.05779 0.00056	0.6401 0.0836	3465.0 16.8	11.194 0.100	75.09604 0.00095	266.8	7	1
139.02	Kepler-111 b	3.341815 ^{tt} 0.000006	1.58 0.20	710.6 211.7	0.01 +0.33-0.01	0.01247 0.00021	1.3852 0.1633	180.7 4.3	2.769 0.032	74.35574 0.00106	49.5	7	1
148.01	Kepler-48 b	4.777996 0.000007	2.07 0.14	209.9 38.5	0.47 +0.02-0.43	0.01987 0.00047	1.4327 0.7051	462.1 6.3	2.753 0.031	57.06061 0.00093	102.8	7	1
148.02	Kepler-48 c	9.673950 0.000012	2.87 0.19	81.6 14.9	0.21 +0.21-0.21	0.02758 0.00047	2.3321 0.3623	936.2 8.2	3.291 0.029	58.33959 0.00073	187.2	7	1
148.03	Kepler-48 d	42.896202 0.000205	2.20 0.15	11.3 2.1	0.10 +0.33-0.10	0.02113 0.00049	2.0794 0.3740	555.0 12.2	5.675 0.086	79.06467 0.00293	71.5	7	1
150.01	Kepler-112 b	8.408878 0.000010	2.36 0.57	103.5 61.9	0.04 +0.30-0.04	0.02566 0.00027	1.8064 0.1714	792.0 7.2	3.485 0.021	67.00620 0.00069	145.2	7	1
150.02	Kepler-112 c	28.574263 0.000060	2.40 0.58	20.2 12.1	0.08 +0.29-0.08	0.02609 0.00035	2.1092 0.2614	821.4 10.5	4.963 0.040	76.83080 0.00122	105.4	7	1
152.01	Kepler-79 d	52.090590 ^{tt} 0.000073	7.59 1.36	30.7 13.1	0.00 +0.17-0.00	0.04956 0.00019	0.7899 0.0294	2883.7 15.6	8.632 0.026	91.74508 0.00077	237.7	7	2
152.02	Kepler-79 c	27.401994 ^{tt} 0.000078	3.89 0.70	72.4 30.9	0.00 +0.35-0.00	0.02537 0.00032	0.8029 0.0895	757.2 11.5	6.771 0.054	66.63239 0.00161	85.8	7	1
152.03	Kepler-79 b	13.484686 ^{tt} 0.000036	3.64 0.66	185.6 79.2	0.10 +0.22-0.10	0.02374 0.00027	0.9461 0.1113	660.0 10.1	5.031 0.041	69.61335 0.00158	86.8	7	1
152.04	Kepler-79 e	81.065298 ^{tt} 0.001365	3.36 0.69	17.0 7.2	0.94 +0.01-0.65	0.02192 0.00224	0.8953 8.4488	377.6 31.0	3.686 0.213	72.52908 0.00969	20.2	7	1
153.01	Kepler-113 c	8.925070 0.000010	2.24 0.19	39.0 5.6	0.49 +0.10-0.37	0.02880 0.00213	3.1948 0.7632	974.8 9.9	2.599 0.026	72.71353 0.00063	126.8	7	1

Table 3—Continued

KOI	Kepler ID	P days	R_p R_\oplus	S S_\oplus	b	R_p/R_*	ρ_c g cm^{-3}	T_{dep} ppm	T_{dur} hours	T_0 BJD-2454900	S/N	fp	DynTest
153.02	Kepler-113 b	4.754000 0.000005	1.88 0.08	90.2 12.8	0.15 +0.27-0.15	0.02419 0.00048	2.7357 0.4495	745.6 7.5	2.483 0.021	61.54662 0.00063	154.8	7	1
156.01	Kepler-114 c	8.041348 0.000013	1.50 0.09	35.5 6.8	0.12 +0.32-0.12	0.02061 0.00052	3.7206 0.7462	549.3 7.7	2.668 0.031	76.03761 0.00098	80.2	7	1
156.02	Kepler-114 b	5.188549 0.000012	1.26 0.13	63.7 12.2	0.69 +0.14-0.48	0.01732 0.00147	1.2554 0.8430	315.7 7.0	2.435 0.045	78.36320 0.00140	54.7	7	1
156.03	Kepler-114 d	11.776134 0.000010	2.42 0.14	21.6 4.2	0.47 +0.08-0.35	0.03330 0.00084	3.1662 0.6725	1329.7 9.4	2.908 0.022	75.70477 0.00052	198.0	7	1
157.01	Kepler-11 c	13.024903 ^{tt} 0.000025	3.42 1.01	109.7 74.5	0.74 +0.00-0.53	0.02704 0.00093	0.3954 0.3450	749.2 8.0	4.671 0.042	71.18223 0.00114	90.0	7	1
157.02	Kepler-11 d	22.687056 ^{tt} 0.000063	3.76 1.13	51.6 35.0	0.77 +0.03-0.53	0.02971 0.00177	0.3211 0.3613	883.0 11.2	5.775 0.070	81.45380 0.00127	107.7	7	1
157.03	Kepler-11 e	31.995451 ^{tt} 0.000048	4.21 1.24	32.7 22.2	0.10 +0.28-0.10	0.03325 0.00041	4.1356 0.5228	1317.4 14.2	4.142 0.039	87.15902 0.00087	117.9	7	1
157.04	Kepler-11 f	46.686403 ^{tt} 0.000222	2.76 0.81	19.8 13.4	0.47 +0.09-0.38	0.02179 0.00046	1.0947 0.3289	541.7 11.7	6.444 0.087	158.03821 0.00252	54.5	7	1
157.05	Kepler-11 g	118.378018 ^{tt} 0.000591	3.77 1.13	5.7 3.9	0.51 +0.00-0.46	0.02981 0.00189	0.8328 0.2357	1005.6 16.8	9.516 0.110	220.29355 0.00256	69.8	7	1
157.06	Kepler-11 b	10.303989 ^{tt} 0.000040	2.01 0.59	148.4 100.7	0.36 +0.08-0.36	0.01590 0.00036	1.0785 0.2383	296.2 7.8	4.109 0.064	71.50279 0.00224	56.6	7	1
159.01	Kepler-115 c	8.990889 0.000021	2.60 0.50	219.4 104.1	0.11 +0.31-0.11	0.01980 0.00032	1.1633 0.1893	466.7 6.4	4.083 0.040	69.73792 0.00132	103.1	7	1
159.02	Kepler-115 b	2.403679 0.000012	1.09 0.21	1281.4 608.0	0.43 +0.10-0.38	0.00830 0.00041	6.9644 3.1508	77.8 6.5	1.306 0.105	67.72847 0.00305	20.2	7	1
168.01	Kepler-23 c	10.742371 0.000037	3.78 0.33	257.6 33.7	0.93 +0.02-0.33	0.02235 0.00185	0.0224 0.0960	399.9 5.7	6.855 0.308	66.28603 0.00210	97.3	7	1
168.02	Kepler-23 d	15.274299 0.000104	2.20 0.09	160.9 21.0	0.25 +0.16-0.25	0.01299 0.00032	0.5382 0.1026	197.8 6.2	6.094 0.104	80.58253 0.00387	41.0	7	1
168.03	Kepler-23 b	7.107163 0.000075	1.69 0.16	451.8 59.1	0.66 +0.00-0.50	0.00998 0.00091	0.2505 0.2607	105.8 5.5	4.776 0.219	71.31284 0.00661	27.8	7	1
171.01	Kepler-116 b	5.968734 0.000009	3.42 0.65	565.6 250.8	0.56 +0.00-0.48	0.02155 0.00039	0.6586 0.2386	511.7 6.0	3.639 0.036	70.15762 0.00092	122.2	7	1
171.02	Kepler-116 c	13.071630 0.000056	2.30 0.44	200.1 88.8	0.19 +0.24-0.19	0.01446 0.00038	3.9354 0.8404	244.4 9.2	3.024 0.079	77.43294 0.00263	37.1	7	1

Table 3—Continued

KOI	Kepler ID	P days	R_p R_\oplus	S S_\oplus	b	R_p/R_\star	ρ_c g cm^{-3}	T_{dep} ppm	T_{dur} hours	T_0 BJD-2454900	S/N	fp	DynTest
191.01		15.358770	11.21	45.9	0.54	0.11379	1.6790	14533.4	4.143	65.38425	829.1	2	0
		0.000004	1.60	16.6	+0.02-0.02	0.00040	0.0723	24.2	0.017	0.00013			
191.02		2.418402	2.28	544.0	0.00	0.02313	2.7748	642.9	1.993	65.50696	69.7	7	1
		0.000004	0.33	196.9	+0.44-0.00	0.00051	0.5054	13.1	0.036	0.00104			
191.03		0.708613	1.23	2794.8	0.16	0.01250	1.9428	185.3	1.473	66.36683	31.8	7	1
		0.000002	0.18	1011.5	+0.29-0.16	0.00045	0.4717	8.8	0.061	0.00185			
191.04		38.651883	2.70	13.4	0.90	0.02742	0.1660	624.5	6.117	97.04977	27.1	2	1
		0.000362	0.48	4.8	+0.03-0.64	0.00289	0.7943	28.3	0.163	0.00588			
199.01		3.268695	12.50	1083.8	0.24	0.09278	0.8221	10008.0	3.454	70.48087	1299.3	7	0
		0.000003	5.02	1031.9	+0.02-0.11	0.00042	0.0325	9.8	0.008	0.00007			
199.02		8.785057	2.11	289.1	0.93	0.01567	0.0152	190.3	7.044	68.37137	21.7	0	1
		0.000122	0.87	275.2	+0.01-0.65	0.00137	0.1192	10.3	0.258	0.00742			
209.01	Kepler-117 c	50.790412	11.30	34.1	0.29	0.07037	0.3632	5741.9	10.898	68.63097	409.5	7	2
		0.000039	2.14	15.1	+0.06-0.12	0.00032	0.0275	14.9	0.038	0.00046			
209.02	Kepler-117 b	18.795952	7.81	128.0	0.73	0.04862	0.1569	2423.2	7.522	78.82028	324.6	7	2
		0.000027	1.48	57.0	+0.02-0.06	0.00062	0.0308	12.5	0.082	0.00089			
216.01	Kepler-118 c	20.172020	7.68	41.7	0.02	0.06432	6.8287	5141.3	3.108	74.20840	308.0	7	2
		0.000013	3.43	45.2	+0.28-0.02	0.00053	0.5752	28.0	0.021	0.00041			
216.02	Kepler-118 b	7.518496	1.96	155.5	0.72	0.01640	1.0075	273.9	2.857	65.53666	24.1	7	1
		0.000056	0.94	168.6	+0.22-0.49	0.00293	1.3610	17.0	0.123	0.00459			
220.01	Kepler-119 b	2.422082	3.60	504.0	0.30	0.03934	1.1987	1854.4	2.574	65.93928	465.5	7	1
		0.000001	1.37	468.7	+0.01-0.30	0.00026	0.1069	5.9	0.013	0.00019			
220.02	Kepler-119 c	4.125103	0.92	257.1	0.51	0.01004	1.0158	115.3	2.840	66.64137	24.0	7	1
		0.000028	0.35	239.2	+0.45-0.31	0.00040	0.3597	6.8	0.119	0.00452			
222.01	Kepler-120 b	6.312501	2.15	23.7	0.79	0.03691	0.6598	1289.8	2.908	65.65419	123.5	7	1
		0.000008	0.17	6.0	+0.02-0.55	0.00220	0.7916	15.0	0.034	0.00084			
222.02	Kepler-120 c	12.794585	1.53	9.3	0.41	0.02622	2.1821	841.1	3.450	63.76464	64.2	7	1
		0.000044	0.09	2.4	+0.06-0.38	0.00069	0.4950	19.1	0.061	0.00209			
223.01	Kepler-121 b	3.177422	2.34	230.0	0.11	0.03052	9.0017	1142.7	1.475	67.47787	124.2	7	1
		0.000003	1.27	296.4	+0.31-0.11	0.00057	1.4274	14.3	0.022	0.00047			
223.02	Kepler-121 c	41.008011	2.27	7.5	0.49	0.02965	4.0489	1019.3	3.978	80.03476	45.6	7	1
		0.000191	1.25	9.7	+0.03-0.43	0.00278	2.3563	29.5	0.104	0.00265			
232.01	Kepler-122 c	12.465988	5.87	152.0	0.50	0.04420	0.6293	2215.1	5.063	67.00291	123.5	7	1
		0.000009	1.16	74.2	+0.09-0.29	0.00067	0.1809	10.6	0.054	0.00047			

Table 3—Continued

KOI	Kepler ID	P days	R_p R_{\oplus}	S S_{\oplus}	b	R_p/R_{\star}	ρ_c g cm^{-3}	T_{dep} ppm	T_{dur} hours	T_0 BJD-2454900	S/N	fp	DynTest
232.02	Kepler-122 b	5.766193	2.34	432.8	0.00	0.01766	0.9045	370.0	3.846	67.01488	68.0	7	1
		0.000016	0.46	211.4	+0.39-0.00	0.00030	0.1351	7.5	0.049	0.00173			
232.03	Kepler-122 d	21.587475	2.20	73.8	0.01	0.01654	1.8633	324.3	4.683	75.97287	32.0	7	1
		0.000164	0.44	36.0	+0.44-0.01	0.00052	0.3794	13.3	0.133	0.00379			
232.04	Kepler-122 e	37.993273	2.60	34.4	0.84	0.01958	0.1641	354.5	7.155	96.01553	13.4	7	1
		0.000390	0.54	16.8	+0.02-0.61	0.00125	0.3830	14.2	0.162	0.00579			
232.05		56.257336	2.51	20.5	0.94	0.01889	0.0348	271.7	9.378	97.21733	9.8	7	1
		0.001333	0.56	10.0	+0.00-0.66	0.00200	0.3609	16.9	0.224	0.01188			
238.01	Kepler-123 b	17.232366	2.94	107.8	0.53	0.02134	1.0144	507.4	4.566	68.09113	66.5	7	1
		0.000056	0.57	50.5	+0.06-0.45	0.00046	0.3976	10.6	0.066	0.00193			
238.02	Kepler-123 c	26.695074	1.48	60.0	0.23	0.01070	2.3135	132.6	4.529	76.99812	15.2	7	1
		0.000468	0.30	28.1	+0.21-0.23	0.00061	0.8053	13.4	0.347	0.01070			
241.01	Kepler-124 c	13.821375	1.75	22.3	0.23	0.02524	2.6000	783.6	3.552	64.79391	79.8	7	1
		0.000037	0.09	3.9	+0.19-0.23	0.00051	0.4824	12.7	0.049	0.00140			
241.02	Kepler-124 d	30.950851	1.11	7.7	0.43	0.01600	2.7411	303.5	4.196	86.83698	25.8	7	1
		0.000361	0.07	1.4	+0.03-0.41	0.00063	0.9706	17.7	0.220	0.00610			
241.03	Kepler-124 b	3.410493	0.73	146.9	0.14	0.01047	2.1231	135.7	2.389	64.57549	19.5	7	1
		0.000021	0.05	25.8	+0.31-0.14	0.00043	0.5601	8.1	0.113	0.00362			
244.01	Kepler-25 c	12.720368	4.44	185.6	0.03	0.03108	6.5104	1171.5	2.623	111.52749	387.4	2	1
		0.000003	0.08	15.9	+0.14-0.03	0.00009	0.3769	3.1	0.017	0.00015			
244.02	Kepler-25 b	6.238542	2.58	483.7	0.06	0.01808	1.2293	396.9	3.558	104.70522	293.1	2	1
		0.000004	0.05	41.5	+0.17-0.06	0.00009	0.0759	1.8	0.011	0.00035			
245.01	Kepler-37 d	39.792222	1.91	10.2	0.34	0.02261	3.3768	605.2	4.459	108.24952	344.0	2	1
		0.000024	0.07	1.2	+0.03-0.30	0.00023	0.4325	2.2	0.030	0.00034			
245.02	Kepler-37 c	21.302011	0.73	23.4	0.13	0.00872	3.3074	91.9	3.789	124.83736	66.3	2	1
		0.000056	0.03	2.9	+0.27-0.13	0.00015	0.5032	1.7	0.047	0.00154			
245.03	Kepler-37 b	13.367568	0.31	44.1	0.14	0.00363	4.6705	15.9	2.872	117.03198	13.0	2	1
		0.000211	0.02	5.4	+0.34-0.12	0.00022	1.4591	1.6	0.236	0.01035			
246.01	Kepler-68 b	5.398759	2.30	405.1	0.09	0.01692	1.1699	345.0	3.437	106.85743	304.5	2	1
		0.000003	0.04	33.1	+0.25-0.09	0.00015	0.1547	1.6	0.012	0.00031			
246.02	Kepler-68 c	9.605080	0.92	188.1	0.07	0.00680	3.0507	55.5	2.997	69.38013	36.0	2	1
		0.000054	0.03	15.4	+0.37-0.07	0.00021	0.6888	2.2	0.089	0.00374			
248.01	Kepler-49 b	7.203871 ^{tt}	2.35	23.8	0.01	0.03845	4.2233	1834.8	2.526	103.28587	111.6	7	1
		0.000008	0.09	4.0	+0.29-0.01	0.00040	0.3527	20.4	0.022	0.00064			

Table 3—Continued

KOI	Kepler ID	P days	R_p R_{\oplus}	S S_{\oplus}	b	R_p/R_*	ρ_c g cm^{-3}	T_{dep} ppm	T_{dur} hours	T_0 BJD-2454900	S/N	fp	DynTest
248.02	Kepler-49 c	10.912732 ^{tt} 0.000021	2.06 0.09	13.6 2.4	0.11 +0.30-0.11	0.03381 0.00067	10.1835 1.6528	1413.3 28.3	2.141 0.041	102.85183 0.00108	68.3	7	1
248.03	Kepler-49 d	2.576549 ^{tt} 0.000003	1.60 0.07	95.1 16.1	0.06 +0.27-0.06	0.02630 0.00044	5.7563 0.6475	847.2 16.5	1.597 0.023	105.12932 0.00066	68.0	7	1
248.04	Kepler-49 e	18.596108 ^{tt} 0.000079	1.56 0.08	6.8 1.1	0.27 +0.16-0.27	0.02553 0.00088	14.9314 3.7210	793.1 35.3	2.164 0.069	74.26415 0.00242	31.5	7	1
250.01	Kepler-26 b	12.282972 0.000013	2.94 0.14	14.6 2.9	0.11 +0.23-0.11	0.04723 0.00059	5.4312 0.6829	2762.2 25.9	2.782 0.024	103.39854 0.00061	143.7	7	1
250.02	Kepler-26 c	17.251204 0.000034	2.94 0.31	9.3 1.8	0.87 +0.02-0.59	0.04710 0.00449	2.7216 7.3574	1929.4 40.5	2.216 0.071	82.88636 0.00109	71.3	7	1
250.03	Kepler-26 d	3.543919 0.000015	1.07 0.06	77.7 15.4	0.31 +0.14-0.31	0.01721 0.00063	3.3427 1.0059	356.1 17.0	2.012 0.079	69.25903 0.00253	32.6	7	1
250.04	Kepler-26 e	46.827915 0.000173	2.41 0.15	2.4 0.5	0.77 +0.03-0.12	0.03873 0.00156	14.6749 5.4962	1484.5 61.1	2.084 0.103	69.74318 0.00224	36.2	7	1
251.01	Kepler-125 b	4.164389 0.000003	2.37 0.10	29.4 7.1	0.03 +0.31-0.03	0.04234 0.00049	6.8461 0.7379	2217.9 19.6	1.798 0.015	104.08676 0.00037	179.4	7	1
251.02	Kepler-125 c	5.774464 0.000047	0.74 0.05	19.0 4.5	0.12 +0.33-0.12	0.01325 0.00078	7.4935 2.3357	218.6 20.8	1.878 0.131	65.96118 0.00468	17.4	7	1
253.01		6.383166 0.000009	2.13 0.08	16.8 3.8	0.11 +0.30-0.11	0.03681 0.00073	11.4852 1.8677	1669.3 31.2	1.726 0.032	103.60325 0.00072	74.2	7	1
253.02		20.618371 0.000223	1.16 0.07	3.5 0.8	0.07 +0.40-0.07	0.02012 0.00109	6.3063 1.7797	501.6 39.8	3.074 0.187	78.51002 0.00490	15.4	2	1
260.01	Kepler-126 b	10.495711 0.000028	1.52 0.10	255.2 24.4	0.65 +0.19-0.44	0.01023 0.00064	0.3678 0.2867	113.1 1.8	4.815 0.046	105.78966 0.00165	77.0	5	1
260.02	Kepler-126 d	100.283134 0.000255	2.50 0.05	12.5 1.2	0.14 +0.19-0.14	0.01686 0.00018	0.6785 0.0766	344.4 3.4	10.841 0.055	178.04434 0.00131	109.4	5	1
260.03	Kepler-126 c	21.869741 0.000082	1.58 0.13	95.3 9.2	0.71 +0.04-0.50	0.01069 0.00084	0.4202 0.3494	119.6 2.3	5.479 0.066	73.29159 0.00223	66.8	5	1
262.01	Kepler-50 b	7.812491 0.000031	1.57 0.04	489.5 42.8	0.18 +0.28-0.18	0.00909 0.00018	1.0535 0.2233	96.8 2.2	3.942 0.071	105.62936 0.00215	55.0	2	1
262.02	Kepler-50 c	9.376514 0.000028	1.76 0.05	381.6 33.4	0.34 +0.14-0.34	0.01017 0.00024	7.3493 1.9506	119.3 3.3	2.101 0.051	69.95872 0.00196	53.9	2	1
270.01		12.582270 0.000051	1.51 0.04	170.3 19.8	0.15 +0.26-0.15	0.00945 0.00018	0.4068 0.0605	108.2 2.3	6.387 0.069	108.02111 0.00236	65.6	3	1

Table 3—Continued

KOI	Kepler ID	P days	R_p R_{\oplus}	S S_{\oplus}	b	R_p/R_*	ρ_c g cm^{-3}	T_{dep} ppm	T_{dur} hours	T_0 BJD-2454900	S/N	fp	DynTest
270.02		33.672650	1.93	46.0	0.48	0.01207	0.3414	167.5	8.403	95.04088	61.6	3	1
		0.000185	0.14	5.3	+0.03-0.45	0.00086	0.0935	3.3	0.099	0.00332			
271.01	Kepler-127 d	48.630408	2.64	29.3	0.62	0.01782	0.6220	345.4	7.018	105.54709	97.4	5	1
		0.000128	0.14	3.5	+0.18-0.42	0.00085	0.2757	4.1	0.056	0.00143			
271.02	Kepler-127 c	29.393195	2.66	57.4	0.77	0.01794	0.2080	324.3	7.104	142.06708	120.4	5	1
		0.000073	0.14	6.9	+0.07-0.52	0.00080	0.2559	3.4	0.074	0.00121			
271.03	Kepler-127 b	14.435889	1.40	147.0	0.49	0.00941	2.0570	99.8	3.435	74.51140	41.3	5	1
		0.000063	0.05	17.8	+0.05-0.45	0.00026	0.6941	3.3	0.075	0.00246			
274.01	Kepler-128 b	15.090015	1.36	210.9	0.65	0.00750	0.9262	62.0	3.990	108.95329	23.1	5	1
		0.000233	0.16	20.1	+0.10-0.46	0.00086	0.5918	4.0	0.281	0.00653			
274.02	Kepler-128 c	22.802603	1.26	120.1	0.05	0.00696	1.4226	59.1	5.164	86.37509	20.6	5	1
		0.000338	0.06	11.4	+0.40-0.05	0.00030	0.4084	4.1	0.312	0.00821			
275.01	Kepler-129 b	15.791860	2.37	155.7	0.54	0.01325	0.2180	198.7	7.278	109.82166	79.4	5	1
		0.000068	0.21	18.6	+0.03-0.46	0.00111	0.0764	3.8	0.075	0.00228			
275.02	Kepler-129 c	82.200170	2.55	17.3	0.12	0.01423	0.5992	244.7	10.570	141.78963	53.0	5	1
		0.000680	0.10	2.1	+0.31-0.12	0.00035	0.1070	6.6	0.163	0.00478			
277.01	Kepler-36 c	16.230786 ^{tt}	3.60	176.3	0.02	0.02029	0.3408	501.5	7.531	104.69910	174.2	2	1
		0.000023	0.05	12.0	+0.24-0.02	0.00014	0.0322	3.5	0.030	0.00080			
277.02	Kepler-36 b	13.850962 ^{tt}	1.76	214.7	0.90	0.00994	0.0539	82.9	5.943	74.65273	17.5	2	1
		0.000091	0.16	14.6	+0.04-0.63	0.00088	0.2382	3.4	0.110	0.00391			
279.01		28.454915	6.06	81.5	0.47	0.03534	0.3464	1412.1	8.174	109.70506	439.1	3	1
		0.000020	0.33	13.5	+0.06-0.19	0.00036	0.0715	5.1	0.047	0.00042			
279.02		15.413017	2.48	183.3	0.05	0.01447	0.4802	245.2	6.559	69.94276	96.0	3	1
		0.000049	0.14	30.4	+0.37-0.05	0.00024	0.0725	3.9	0.079	0.00193			
282.01	Kepler-130 c	27.508653	2.81	45.0	0.11	0.02284	1.2135	632.7	5.857	115.10387	223.5	5	1
		0.000033	0.09	5.0	+0.20-0.11	0.00018	0.1014	3.7	0.023	0.00065			
282.02	Kepler-130 b	8.457458	1.02	218.3	0.12	0.00827	2.0930	82.6	3.248	72.06666	38.8	5	1
		0.000039	0.04	23.9	+0.30-0.12	0.00023	0.3908	2.9	0.077	0.00269			
282.03	Kepler-130 d	87.517905	1.64	9.6	0.84	0.01336	21.5948	163.0	1.824	134.15805	16.8	5	1
		0.000744	0.16	1.1	+0.08-0.02	0.00127	6.5018	16.3	0.235	0.00467			
283.01	Kepler-131 b	16.091958	2.18	65.7	0.15	0.01910	5.9622	437.6	2.856	103.59823	159.9	5	1
		0.000017	0.27	19.5	+0.17-0.15	0.00018	0.5624	3.8	0.022	0.00060			
283.02	Kepler-131 c	25.516979	0.87	35.5	0.43	0.00759	1.1362	67.0	5.238	87.42396	25.7	5	1
		0.000259	0.11	10.6	+0.06-0.43	0.00028	0.4064	3.4	0.178	0.00576			

Table 3—Continued

KOI	Kepler ID	P days	R_p R_\oplus	S S_\oplus	b	R_p/R_*	ρ_c g cm^{-3}	T_{dep} ppm	T_{dur} hours	T_0 BJD-2454900	S/N	fp	DynTest
284.01	Kepler-132	18.010199	1.55*	87.2	0.01	0.01203	6.3898	170.7	2.910	112.42116	44.6	5	1
		0.000067	0.30	42.8	+0.41-0.01	0.00029	1.1611	5.4	0.070	0.00212			
284.02	Kepler-132	6.414914	1.28*	348.8	0.08	0.00998	1.5388	117.3	3.300	102.63908	52.2	5	1
		0.000019	0.25	171.3	+0.36-0.08	0.00022	0.2947	3.0	0.056	0.00185			
284.03	Kepler-132	6.178196	1.21*	359.3	0.26	0.00943	1.3906	103.9	3.264	101.86198	47.4	5	1
		0.000022	0.24	176.4	+0.20-0.26	0.00022	0.3085	3.0	0.063	0.00190			
285.01		13.748790	3.60	214.2	0.54	0.01934	0.3415	422.9	6.049	112.27996	141.5	3	1
		0.000019	0.20	25.8	+0.06-0.39	0.00093	0.1793	3.2	0.039	0.00081			
285.02		26.723332	2.69	89.1	0.84	0.01445	0.0629	194.1	8.771	80.93386	69.8	3	1
		0.000127	0.22	10.8	+0.00-0.60	0.00110	0.1235	3.5	0.072	0.00272			
285.03		49.356676	2.25	39.3	0.86	0.01208	0.0426	131.6	11.524	67.29189	30.4	3	1
		0.000593	0.17	4.8	+0.03-0.62	0.00086	0.1097	4.3	0.193	0.00809			
291.01	Kepler-133 c	31.517586	2.84	47.3	0.68	0.01827	0.2444	355.0	7.765	118.15322	71.5	7	1
		0.000158	0.48	19.1	+0.13-0.46	0.00064	0.1589	7.0	0.089	0.00266			
291.02	Kepler-133 b	8.129976	1.76	285.6	0.36	0.01130	6.5051	145.1	2.071	58.97047	28.9	7	1
		0.000038	0.30	115.2	+0.08-0.36	0.00039	1.8640	7.7	0.093	0.00275			
295.01	Kepler-134 b	5.317429	2.00	440.6	0.12	0.01555	1.8890	293.3	2.901	104.87608	107.8	7	1
		0.000008	0.39	217.3	+0.23-0.12	0.00022	0.2198	3.9	0.031	0.00077			
295.02	Kepler-134 c	10.105785	1.26	187.4	0.14	0.00984	9.7813	116.5	2.059	68.50716	26.3	7	1
		0.000053	0.25	92.5	+0.30-0.14	0.00038	2.4200	6.5	0.102	0.00296			
298.01		19.963577	1.61	42.9	0.27	0.01473	9.0377	258.1	2.597	111.30756	37.1	2	1
		0.000078	0.05	0.0	+0.19-0.27	0.00046	2.1383	9.6	0.073	0.00235			
298.02		57.383502	1.61	10.4	0.38	0.01475	8.3282	255.6	3.647	103.72803	24.9	7	1
		0.000498	0.06	0.0	+0.11-0.38	0.00059	2.8898	14.3	0.161	0.00516			
301.01	Kepler-135 b	6.002530	1.81	445.8	0.00	0.01301	0.8559	199.8	3.952	104.71611	77.3	7	1
		0.000016	0.35	207.4	+0.42-0.00	0.00022	0.1398	3.6	0.045	0.00144			
301.02	Kepler-135 c	11.448708	1.16	188.6	0.57	0.00836	0.4362	77.7	5.047	74.38697	24.7	7	1
		0.000145	0.23	87.8	+0.38-0.35	0.00031	0.2071	4.4	0.178	0.00693			
304.01		8.512039	2.41	150.8	0.05	0.02210	7.4550	576.4	2.172	107.90897	154.6	7	1
		0.000007	0.48	73.3	+0.23-0.05	0.00017	0.6602	5.2	0.015	0.00044			
304.02		5.518193	0.62	268.0	0.35	0.00572	2.6904	37.9	2.436	69.56026	12.9	2	1
		0.000063	0.13	130.2	+0.08-0.35	0.00034	1.2127	4.0	0.222	0.00694			
307.01		19.674096	1.82	80.3	0.62	0.01393	1.8727	210.4	3.582	109.27045	43.3	3	1
		0.000082	0.38	40.0	+0.25-0.40	0.00100	0.9914	6.0	0.070	0.00212			

Table 3—Continued

KOI	Kepler ID	P days	R_p R_\oplus	S S_\oplus	b	R_p/R_\star	ρ_c g cm^{-3}	T_{dep} ppm	T_{dur} hours	T_0 BJD-2454900	S/N	fp	DynTest
307.02		5.211038	1.22	468.8	0.16	0.00930	1.3128	102.0	3.216	64.53614	42.4	3	1
		0.000021	0.24	233.5	+0.33-0.16	0.00026	0.3218	3.5	0.072	0.00227			
312.01	Kepler-136 b	11.578900	2.05	211.3	0.39	0.01387	3.4593	225.5	2.855	108.58649	60.5	7	1
		0.000030	0.38	91.6	+0.05-0.39	0.00028	0.7941	5.1	0.045	0.00139			
312.02	Kepler-136 c	16.399235	1.99	134.2	0.10	0.01343	3.3062	218.4	3.502	64.96851	56.0	7	1
		0.000051	0.37	58.2	+0.37-0.10	0.00034	0.6737	5.2	0.056	0.00180			
313.01	Kepler-137 c	18.735753	1.88	24.7	0.06	0.02146	6.1794	572.4	3.005	110.63394	90.8	7	1
		0.000035	0.14	5.4	+0.39-0.06	0.00047	1.2085	8.8	0.040	0.00105			
313.02	Kepler-137 b	8.436387	1.47	70.3	0.01	0.01679	2.2493	350.1	3.217	112.88640	86.8	7	1
		0.000018	0.11	15.2	+0.43-0.01	0.00036	0.4020	5.9	0.039	0.00117			
314.01	Kepler-138 c	13.781139 ^{tt}	1.42	8.0	0.41	0.02456	7.9636	704.5	2.296	110.85145	139.9	7	1
		0.000011	0.10	3.0	+0.21-0.01	0.00050	1.3909	6.8	0.026	0.00049			
314.02	Kepler-138 d	23.088713 ^{tt}	1.44	4.0	0.82	0.02498	7.5368	583.0	1.799	104.01479	75.7	7	1
		0.000031	0.11	1.6	+0.05-0.01	0.00068	1.5698	10.8	0.038	0.00074			
314.03	Kepler-138 b	10.312364 ^{tt}	0.61	11.6	0.53	0.01050	7.8853	125.1	1.920	66.54425	21.8	7	1
		0.000036	0.05	4.3	+0.23-0.00	0.00048	1.8417	6.1	0.058	0.00191			
316.01	Kepler-139 b	15.771044	2.94	91.8	0.06	0.02069	1.0818	517.6	5.068	117.90582	90.1	7	1
		0.000037	0.57	42.4	+0.34-0.06	0.00032	0.1496	7.2	0.055	0.00130			
316.02	Kepler-139 c	157.072878	3.38	4.3	0.83	0.02380	0.4706	535.1	8.517	414.26266	35.7	7	1
		0.001720	0.69	2.0	+0.01-0.59	0.00154	0.8755	16.5	0.291	0.00440			
321.01		2.426300	1.84	924.7	0.88	0.01456	0.1371	182.6	2.746	103.45696	98.4	7	1
		0.000004	0.31	318.6	+0.00-0.61	0.00119	0.4038	2.7	0.025	0.00093			
321.02		4.623364	0.93	388.5	0.32	0.00735	1.1896	64.1	3.061	65.37379	21.0	2	1
		0.000024	0.14	133.8	+0.15-0.32	0.00028	0.3392	3.3	0.092	0.00331			
327.01	Kepler-140 b	3.254270	1.61	999.9	0.05	0.01144	1.0790	154.6	2.978	105.66151	67.7	7	1
		0.000008	0.31	472.8	+0.39-0.05	0.00023	0.2140	3.5	0.046	0.00133			
327.02	Kepler-140 c	91.353282	1.80	11.8	0.13	0.01279	1.5740	193.6	7.919	122.60562	26.9	7	1
		0.001370	0.35	5.6	+0.29-0.13	0.00042	0.2968	10.9	0.246	0.00874			
338.01	Kepler-141 c	7.010606	1.41	71.8	0.31	0.01640	2.0197	330.3	2.986	107.57599	62.8	7	2
		0.000020	0.09	13.9	+0.12-0.31	0.00038	0.4065	7.2	0.046	0.00142			
338.02	Kepler-141 b	3.107675	0.69	211.8	0.54	0.00802	1.5077	73.5	2.218	65.63058	18.8	7	2
		0.000022	0.05	41.0	+0.05-0.45	0.00041	0.7670	5.8	0.123	0.00374			
339.01		1.980361	2.19	1843.9	0.71	0.01613	0.4538	271.1	2.467	103.13934	73.9	2	1
		0.000004	0.47	858.5	+0.21-0.47	0.00160	0.3317	5.0	0.037	0.00094			

Table 3—Continued

KOI	Kepler ID	P days	R_p R_\oplus	S S_\oplus	b	R_p/R_*	ρ_c g cm^{-3}	T_{dep} ppm	T_{dur} hours	T_0 BJD-2454900	S/N	fp	DynTest
339.02		12.834425	2.08	156.0	0.55	0.01531	1.8939	259.7	3.278	71.32518	36.1	2	1
		0.000070	0.40	72.7	+0.40-0.34	0.00046	1.3289	9.9	0.093	0.00286			
341.01		7.170732	2.62	127.0	0.20	0.02640	2.4611	844.9	2.926	109.66409	86.2	2	1
		0.000014	0.38	45.9	+0.18-0.20	0.00046	0.3572	13.9	0.037	0.00101			
341.02		4.699595	1.52	227.9	0.16	0.01531	2.1037	285.9	2.671	110.61567	33.8	7	1
		0.000025	0.22	82.4	+0.28-0.16	0.00052	0.4685	12.6	0.083	0.00243			
343.01	Kepler-142 c	4.761702	2.86	498.5	0.37	0.02061	0.9612	493.6	3.303	103.33543	151.9	7	1
		0.000005	0.55	228.5	+0.14-0.29	0.00026	0.1746	4.2	0.024	0.00060			
343.02	Kepler-142 b	2.024152	1.99	1581.8	0.49	0.01436	0.7948	232.9	2.489	103.49468	102.6	7	1
		0.000003	0.39	725.2	+0.09-0.41	0.00029	0.2718	3.2	0.027	0.00078			
343.03	Kepler-142 d	41.809118	2.16	27.7	0.94	0.01557	0.0281	183.2	8.687	81.69926	31.4	7	1
		0.000562	0.47	12.7	+0.00-0.65	0.00156	0.3664	8.1	0.240	0.00831			
351.01	Kepler-90 h	331.643079 ^{tt}	12.66	2.4	0.01	0.08246	1.1836	8039.8	14.417	73.47704	212.8	7	2
		0.001050	2.36	1.0	+0.12-0.01	0.00022	0.0221	34.9	0.037	0.00076			
351.02	Kepler-90 g	210.604931 ^{tt}	9.16	4.3	0.04	0.05970	1.2032	4209.7	12.056	80.05087	217.4	6	2
		0.000424	1.71	1.9	+0.14-0.04	0.00024	0.0448	23.2	0.046	0.00107			
351.03	Kepler-90 d	59.737627 ^{tt}	3.41	23.2	0.23	0.02224	0.9457	572.4	8.077	91.95611	47.0	7	1
		0.000323	0.64	10.2	+0.19-0.23	0.00044	0.1575	14.0	0.101	0.00281			
351.04	Kepler-90 e	91.937383 ^{tt}	3.21	13.0	0.09	0.02090	1.0316	508.3	9.250	67.31141	36.2	2	1
		0.000811	0.60	5.8	+0.36-0.09	0.00053	0.1908	16.8	0.160	0.00517			
351.05	Kepler-90 c	8.719796 ^{tt}	1.79	299.1	0.29	0.01165	1.2860	154.0	3.741	72.52305	22.9	2	1
		0.000097	0.34	132.2	+0.15-0.29	0.00044	0.4246	9.9	0.200	0.00614			
351.06	Kepler-90 b	7.008261 ^{tt}	1.67	401.0	0.27	0.01091	1.1225	134.1	3.656	70.66911	18.7	7	1
		0.000040	0.32	177.3	+0.18-0.27	0.00040	0.2628	7.8	0.089	0.00336			
352.01	Kepler-143 c	27.082511	3.37	59.0	0.89	0.02273	0.2108	443.8	5.103	124.80613	42.4	7	1
		0.000169	0.84	35.1	+0.01-0.63	0.00190	0.8675	13.5	0.067	0.00333			
352.02	Kepler-143 b	16.007583	2.41	119.9	0.79	0.01625	23.6082	251.8	1.133	75.63677	18.9	7	1
		0.000093	0.60	71.3	+0.12-0.00	0.00134	6.0023	26.6	0.108	0.00321			
353.01		152.104780	11.83	10.5	0.89	0.06404	0.6408	3630.9	7.445	109.52963	139.0	7	0
		0.000342	2.64	5.5	+0.00-0.01	0.00057	0.0596	35.7	0.088	0.00118			
353.02		30.652731	2.87	88.3	0.28	0.01554	2.0113	277.7	4.920	68.04432	27.3	7	1
		0.000259	0.65	46.5	+0.15-0.28	0.00049	0.4876	14.3	0.136	0.00494			
369.01	Kepler-144 b	5.885273	1.33	426.8	0.34	0.00990	6.4802	113.1	1.873	107.42565	40.1	5	1
		0.000020	0.26	202.5	+0.11-0.34	0.00027	1.8020	4.4	0.059	0.00193			

Table 3—Continued

KOI	Kepler ID	P days	R_p R_{\oplus}	S S_{\oplus}	b	R_p/R_*	ρ_c g cm $^{-3}$	T_{dep} ppm	T_{dur} hours	T_0 BJD-2454900	S/N	fp	DynTest
369.02	Kepler-144 c	10.104665	1.35	210.4	0.25	0.01000	6.7690	115.9	2.278	68.55344	34.0	5	1
		0.000043	0.26	99.8	+0.19-0.25	0.00030	1.6501	5.0	0.080	0.00259			
370.01	Kepler-145 c	42.882324	3.67	63.1	0.03	0.01819	0.4164	389.0	9.713	136.64890	109.1	5	1
		0.000147	0.10	7.8	+0.27-0.03	0.00017	0.0326	4.7	0.058	0.00185			
370.02	Kepler-145 b	22.950666	2.11	145.8	0.20	0.01047	2.2177	127.7	4.391	84.53126	37.4	5	1
		0.000144	0.08	17.9	+0.27-0.20	0.00031	0.5090	5.0	0.111	0.00345			
376.01		44.146143	53.01	37.5	1.34	0.40099	0.7663	3071.3	3.205	144.53418	82.9	1	0
		0.000116	49.76	38.9	+0.61-0.07	0.33174	0.1058	137.0	0.076	0.00128			
376.02		1.411631	2.92	3589.2	0.54	0.02210	5.6217	534.5	1.121	111.26252	77.9	0	1
		0.000002	1.31	3714.9	+0.04-0.46	0.00163	1.9480	10.9	0.025	0.00064			
377.01	Kepler-9 b	19.268818 ^{tt}	8.00	44.8	0.43	0.07590	2.1542	6686.1	4.175	115.58183	124.0	7	2
		0.000007	0.79	11.5	+0.06-0.12	0.00073	0.3020	15.6	0.030	0.00018			
377.02	Kepler-9 c	38.909554 ^{tt}	8.10	17.5	0.76	0.07686	1.4152	5937.6	4.708	108.42008	37.9	2	2
		0.000023	0.80	4.5	+0.02-0.01	0.00055	0.1149	19.0	0.038	0.00030			
377.03	Kepler-9 d	1.592983 ^{tt}	1.55	1273.3	0.03	0.01467	2.5328	261.4	1.775	115.08343	20.4	2	1
		0.000003	0.16	326.7	+0.30-0.03	0.00026	0.3144	5.9	0.030	0.00099			
379.01		6.717256	3.14	593.0	0.81	0.01717	0.7814	282.6	2.547	103.99662	56.1	0	1
		0.000020	0.66	274.0	+0.06-0.56	0.00129	1.4272	7.8	0.052	0.00164			
379.02		23.136555	1.88	114.4	0.77	0.01030	0.6605	107.2	4.328	85.19109	16.3	7	1
		0.000555	0.39	52.9	+0.01-0.55	0.00065	1.9141	13.0	0.536	0.01421			
386.01	Kepler-146 b	31.158799	3.71	40.9	0.21	0.02813	1.9138	930.3	5.189	106.90272	74.4	7	1
		0.000079	0.70	18.2	+0.17-0.21	0.00044	0.2964	16.3	0.051	0.00150			
386.02	Kepler-146 c	76.732171	3.13	12.3	0.12	0.02377	2.8336	667.2	6.216	133.67082	40.2	7	1
		0.000609	0.59	5.5	+0.32-0.12	0.00059	0.5502	23.0	0.124	0.00387			
392.01	Kepler-147 c	33.416423	2.43	54.0	0.02	0.01519	0.7600	278.2	7.293	104.33383	29.4	7	1
		0.000416	0.49	25.0	+0.44-0.02	0.00051	0.1636	12.8	0.209	0.00720			
392.02	Kepler-147 b	12.610584	1.53	197.3	0.51	0.00956	0.8048	102.0	4.448	71.19015	13.5	7	1
		0.000228	0.31	91.4	+0.01-0.46	0.00054	0.3660	10.5	0.318	0.01042			
398.01		51.846820	8.91	7.1	0.69	0.09590	2.4560	9680.3	4.791	103.08115	313.0	7	0
		0.000037	4.32	8.2	+0.02-0.03	0.00090	0.2403	40.8	0.047	0.00043			
398.02	Kepler-148 c	4.180043	3.60	200.3	0.48	0.03870	1.8069	1739.4	2.482	106.71928	156.4	7	1
		0.000004	1.76	233.7	+0.08-0.39	0.00243	0.4299	15.9	0.027	0.00054			
398.03	Kepler-148 b	1.729366	1.80	638.6	0.05	0.01933	2.8654	461.3	1.757	66.81853	57.0	7	1
		0.000004	0.87	745.1	+0.35-0.05	0.00047	0.4726	12.4	0.040	0.00133			

Table 3—Continued

KOI	Kepler ID	P days	R_p R_\oplus	S S_\oplus	b	R_p/R_\star	ρ_c g cm^{-3}	T_{dep} ppm	T_{dur} hours	T_0 BJD-2454900	S/N	fp	DynTest
401.01	Kepler-149 b	29.198943	4.21	20.1	0.02	0.04044	2.1224	2034.7	5.074	118.44022	185.1	7	1
		0.000041	0.60	7.3	+0.32-0.02	0.00049	0.2231	15.6	0.034	0.00076			
401.02	Kepler-149 d	160.018032	3.96	2.1	0.62	0.03803	5.6858	1591.2	5.150	184.28348	59.4	7	1
		0.001096	0.68	0.8	+0.02-0.48	0.00363	2.8365	43.2	0.142	0.00324			
401.03	Kepler-149 c	55.328328	1.61	8.6	0.50	0.01546	0.9665	279.2	6.948	119.32665	23.0	7	1
		0.001946	0.24	3.1	+0.43-0.29	0.00077	0.4673	20.5	0.431	0.01752			
408.01	Kepler-150 c	7.381998	3.69	141.5	0.53	0.03595	1.4366	1456.1	3.124	106.07123	129.5	7	1
		0.000010	0.59	51.5	+0.29-0.31	0.00232	0.4814	14.8	0.044	0.00070			
408.02	Kepler-150 d	12.560930	2.79	69.7	0.12	0.02725	2.1108	893.9	3.764	99.79588	70.6	7	1
		0.000036	0.41	25.4	+0.33-0.12	0.00057	0.3999	17.4	0.051	0.00158			
408.03	Kepler-150 e	30.826557	3.12	21.1	0.93	0.03042	0.1396	720.5	5.455	86.01043	45.4	7	1
		0.000199	0.55	7.7	+0.01-0.64	0.00305	1.0945	23.4	0.199	0.00373			
408.04	Kepler-150 b	3.428054	1.25	389.5	0.08	0.01221	2.4216	177.9	2.309	65.36794	23.7	7	1
		0.000026	0.19	141.7	+0.36-0.08	0.00053	0.6545	12.0	0.122	0.00416			
413.01	Kepler-151 b	15.228958	3.06	40.7	0.79	0.03380	2.0416	1109.7	2.645	109.55979	77.0	7	1
		0.000030	1.53	48.1	+0.00-0.57	0.00204	3.1017	20.8	0.060	0.00110			
413.02	Kepler-151 c	24.674612	2.09	21.4	0.06	0.02307	8.0939	652.3	3.014	79.77073	40.0	7	1
		0.000106	1.04	25.3	+0.40-0.06	0.00066	1.7626	22.5	0.084	0.00260			
414.01		20.355093	17.80	64.3	0.50	0.14914	1.2472	25062.0	5.332	108.34310	2261.3	0	0
		0.000003	8.84	74.8	+0.01-0.01	0.00014	0.0138	17.9	0.007	0.00007			
414.02		5.922429	2.49	326.5	0.83	0.02087	0.3187	411.6	3.237	106.81567	49.7	0	1
		0.000021	1.25	380.1	+0.05-0.57	0.00150	0.6301	11.6	0.064	0.00196			
416.01	Kepler-152 b	18.207973	2.79	20.4	0.03	0.03528	3.2113	1546.5	3.756	118.84202	150.0	7	1
		0.000023	0.17	4.1	+0.30-0.03	0.00044	0.3149	14.4	0.026	0.00069			
416.02	Kepler-152 c	88.255055	2.39	2.5	0.25	0.03023	11.2809	1120.1	4.036	86.78027	61.8	7	1
		0.000309	0.16	0.5	+0.19-0.25	0.00076	2.4575	25.3	0.084	0.00195			
427.01		24.614858	3.43	23.7	0.50	0.03637	7.9533	1513.5	2.686	124.73956	78.3	2	1
		0.000047	1.89	30.6	+0.34-0.32	0.00302	4.8166	27.6	0.066	0.00108			
427.02		42.950173	2.49	11.3	0.04	0.02637	2.5183	854.2	5.374	86.73129	41.7	2	1
		0.000230	1.36	14.6	+0.41-0.04	0.00068	0.4594	23.6	0.094	0.00293			
431.01	Kepler-153 b	18.870227	2.92	36.5	0.03	0.03002	5.9768	1101.7	3.075	111.71046	79.9	7	1
		0.000039	1.76	51.6	+0.41-0.03	0.00062	0.9735	18.6	0.042	0.00116			
431.02	Kepler-153 c	46.902320	2.53	10.8	0.29	0.02600	6.7381	811.6	3.826	87.30653	44.7	7	1
		0.000215	1.52	15.3	+0.17-0.29	0.00070	1.5461	23.6	0.082	0.00266			

Table 3—Continued

KOI	Kepler ID	P days	R_p R_\oplus	S S_\oplus	b	R_p/R_*	ρ_c g cm^{-3}	T_{dep} ppm	T_{dur} hours	T_0 BJD-2454900	S/N	fp	DynTest
433.01		4.030466	4.18	191.7	0.05	0.04694	1.8204	2732.1	2.778	104.09135	160.4	7	1
		0.000003	0.30	41.8	+0.27-0.05	0.00048	0.1815	16.8	0.021	0.00037			
433.02		328.240497	10.34	0.5	0.77	0.11603	0.8035	13268.4	12.242	132.20288	332.3	2	0
		0.000755	0.72	0.2	+0.01-0.01	0.00062	0.0348	64.0	0.079	0.00096			
435.01		20.549836	4.12	45.3	0.77	0.03772	0.3247	1419.9	5.644	111.94547	102.5	2	1
		0.000043	0.80	20.8	+0.03-0.41	0.00155	0.3662	15.3	0.116	0.00116			
435.02		484.742808	9.40	0.7	0.61	0.08601	0.5190	8085.0	17.893	590.26935	161.8	2	0
		0.545389	1.79	0.3	+0.03-0.06	0.00085	0.0673	55.1	0.179	0.00122			
435.03	Kepler-154 b	33.040532	2.26	24.0	0.37	0.02065	6.3762	495.9	3.355	94.22087	27.1	6	1
		0.000215	0.44	11.0	+0.20-0.26	0.00074	1.3554	23.3	0.108	0.00429			
435.04		3.932725	1.78	408.0	0.92	0.01625	0.0911	211.7	3.093	67.65263	19.9	2	1
		0.000025	0.38	187.3	+0.01-0.66	0.00155	0.5772	9.6	0.089	0.00286			
435.05	Kepler-154 c	62.303276	2.95	10.2	0.70	0.02699	0.5319	766.7	7.510	112.09423	48.9	7	1
		0.000406	0.62	4.7	+0.03-0.51	0.00241	0.4262	20.6	0.133	0.00385			
438.01	Kepler-155 b	5.931194	2.09	45.3	0.67	0.03086	1.8072	1016.3	2.371	107.79655	108.2	7	1
		0.000008	0.21	8.3	+0.00-0.51	0.00268	1.0772	13.9	0.029	0.00074			
438.02	Kepler-155 c	52.661793	2.24	2.4	0.78	0.03311	4.2819	1057.1	3.188	116.51681	46.3	7	1
		0.000236	0.15	0.5	+0.03-0.14	0.00150	2.0454	32.2	0.099	0.00237			
439.01		1.902210	4.38	769.5	0.05	0.04200	1.7113	2185.9	2.203	103.44884	375.7	7	1
		0.000001	0.64	284.4	+0.17-0.05	0.00021	0.0788	8.9	0.008	0.00019			
439.02		5.405360	1.33	192.4	0.93	0.01273	2.9968	119.7	0.966	64.88348	5.4	-1	1
		0.000119	0.43	71.1	+0.06-0.39	0.00364	2.2349	33.2	0.718	0.01517			
440.01	Kepler-156 c	15.906801	2.55	28.7	0.64	0.02895	1.1250	917.0	3.984	110.93315	81.5	7	1
		0.000045	0.19	6.0	+0.08-0.45	0.00110	0.6643	14.6	0.054	0.00154			
440.02	Kepler-156 b	4.973456	2.30	134.6	0.69	0.02614	4.7268	716.4	1.579	103.88529	74.5	7	1
		0.000008	0.17	28.4	+0.03-0.21	0.00099	1.7607	14.6	0.037	0.00089			
442.01	Kepler-157 c	13.540500	2.24	89.6	0.34	0.01961	1.1007	449.8	4.514	104.68032	54.8	7	1
		0.000049	0.43	42.5	+0.14-0.30	0.00040	0.2376	10.5	0.074	0.00219			
442.02	Kepler-157 b	1.732342	1.32	1382.9	0.02	0.01160	1.4658	160.1	2.186	67.53020	44.0	7	1
		0.000006	0.26	655.5	+0.42-0.02	0.00034	0.3178	6.0	0.062	0.00205			
446.01	Kepler-158 b	16.709184	2.12	12.9	0.86	0.03109	1.1844	827.1	2.765	107.75561	43.5	7	1
		0.000064	0.36	5.5	+0.05-0.59	0.00343	3.0818	26.6	0.081	0.00193			
446.02	Kepler-158 c	28.551383	1.90	6.4	0.61	0.02790	1.7664	866.3	4.248	118.47678	41.9	7	1
		0.000140	0.30	2.8	+0.08-0.43	0.00251	0.8512	29.7	0.089	0.00247			

Table 3—Continued

KOI	Kepler ID	P days	R_p R_\oplus	S S_\oplus	b	R_p/R_*	ρ_c g cm^{-3}	T_{dep} ppm	T_{dur} hours	T_0 BJD-2454900	S/N	fp	DynTest
448.01	Kepler-159 b	10.139623 ^{tt}	2.38	26.8	0.68	0.03292	2.0392	1146.7	2.692	111.44948	75.6	7	1
		0.000022	0.18	5.1	+0.06-0.47	0.00178	1.6896	22.0	0.049	0.00119			
448.02	Kepler-159 c	43.595792 ^{tt}	3.41	3.8	0.78	0.04707	0.9041	2126.0	5.153	127.54523	57.5	7	1
		0.000125	0.28	0.8	+0.06-0.54	0.00294	1.1700	61.2	0.143	0.00135			
456.01	Kepler-160 c	13.699087	3.61	69.3	0.88	0.03737	0.1740	1225.8	4.807	104.48747	119.9	7	1
		0.000031	1.77	79.6	+0.04-0.23	0.00218	0.2920	14.5	0.194	0.00127			
456.02	Kepler-160 b	4.309427	1.54	329.2	0.68	0.01597	0.5828	270.0	3.022	67.03257	39.3	7	1
		0.000017	0.76	378.1	+0.04-0.48	0.00130	0.3630	10.2	0.072	0.00245			
457.01	Kepler-161 b	4.921355	2.12	132.6	0.02	0.02411	6.7916	731.0	1.873	107.29899	97.7	7	1
		0.000006	0.14	27.6	+0.41-0.02	0.00054	1.2450	10.4	0.028	0.00070			
457.02	Kepler-161 c	7.064240	2.05	83.6	0.20	0.02334	24.4085	672.5	1.351	68.37914	66.3	7	1
		0.000011	0.15	17.4	+0.43-0.02	0.00082	4.4601	16.4	0.055	0.00092			
459.01	Kepler-162 c	19.446355	3.03	50.1	0.54	0.02895	2.5025	941.0	3.527	103.10194	83.2	7	1
		0.000045	1.63	62.4	+0.36-0.33	0.00250	1.7298	14.7	0.063	0.00131			
459.02	Kepler-162 b	6.919798	1.26	197.4	0.27	0.01207	1.4637	174.3	3.339	67.11914	30.3	7	1
		0.000052	0.67	246.1	+0.18-0.27	0.00043	0.3602	8.7	0.105	0.00403			
464.01		58.361945	7.19	9.6	0.29	0.06718	2.1226	5425.3	6.308	129.55495	348.2	7	0
		0.000047	3.13	10.1	+0.14-0.19	0.00057	0.2378	19.7	0.037	0.00041			
464.02		5.350162	2.67	232.6	0.01	0.02494	4.1370	760.3	2.274	128.76007	106.5	7	1
		0.000007	1.16	244.0	+0.40-0.01	0.00044	0.6314	10.2	0.026	0.00072			
471.01	Kepler-163 c	21.347262	2.26	36.3	0.15	0.02254	3.4948	612.3	3.765	104.73590	50.4	7	1
		0.000081	0.94	36.1	+0.33-0.15	0.00055	0.7534	15.4	0.079	0.00225			
471.02	Kepler-163 b	7.810937	1.05	137.7	0.55	0.01047	1.0624	122.7	3.359	65.30430	14.2	7	1
		0.000107	0.44	137.3	+0.05-0.45	0.00053	0.5447	10.5	0.176	0.00674			
474.01	Kepler-164 c	10.945723	2.73	150.7	0.51	0.02182	2.3787	534.7	3.004	109.72046	62.3	7	1
		0.000029	0.52	69.6	+0.06-0.42	0.00045	1.5381	11.6	0.049	0.00149			
474.02	Kepler-164 d	28.986769	2.45	40.5	0.28	0.01955	5.6417	445.9	3.444	67.78268	35.1	7	1
		0.000162	0.47	18.7	+0.19-0.28	0.00057	1.3236	17.0	0.089	0.00338			
474.03		94.879122	4.27	8.4	0.97	0.03408	0.1373	783.5	6.485	147.84697	34.2	7	1
		0.001040	1.05	3.9	+0.01-0.60	0.00524	2.3644	37.8	0.473	0.00465			
474.04	Kepler-164 b	5.035030	1.41	421.4	0.08	0.01125	9.6995	147.8	1.649	65.65465	19.9	7	1
		0.000027	0.28	194.7	+0.37-0.08	0.00052	2.7965	10.9	0.100	0.00338			
475.01	Kepler-165 b	8.180848	2.32	75.5	0.78	0.02756	0.8947	745.8	2.869	109.70113	52.9	7	1
		0.000026	1.41	108.2	+0.00-0.54	0.00153	1.0959	18.9	0.050	0.00176			

Table 3—Continued

KOI	Kepler ID	P days	R_p R_\oplus	S S_\oplus	b	R_p/R_\star	ρ_c g cm^{-3}	T_{dep} ppm	T_{dur} hours	T_0 BJD-2454900	S/N	fp	DynTest
475.02	Kepler-165 c	15.312990	2.23	32.3	0.06	0.02655	5.0065	875.9	3.028	104.79196	49.8	7	1
		0.000057	1.35	46.4	+0.38-0.06	0.00074	0.9884	23.7	0.065	0.00192			
481.01	Kepler-166 b	7.650254	2.27	81.6	0.09	0.02798	3.3384	956.1	2.749	104.97149	98.6	7	1
		0.000012	1.17	100.0	+0.33-0.09	0.00052	0.5578	12.7	0.031	0.00088			
481.02		1.554001	1.51	676.8	0.04	0.01860	2.5324	422.8	1.767	102.83018	78.0	7	1
		0.000002	0.78	829.3	+0.39-0.04	0.00039	0.4294	7.9	0.028	0.00081			
481.03	Kepler-166 c	34.260281	2.38	11.1	0.23	0.02938	2.5709	1045.4	4.840	116.22653	71.2	7	1
		0.000124	1.23	13.6	+0.18-0.23	0.00057	0.4337	19.4	0.064	0.00208			
489.01		2.217035	5.55	2133.4	0.99	0.03784	0.0426	550.5	2.564	104.69512	66.4	1	0
		0.000005	4.62	1692.5	+0.06-0.03	0.02897	0.0097	15.9	0.093	0.00137			
489.02		8.874769	1.41	337.7	0.09	0.00960	0.1402	108.8	8.181	73.18640	6.3	-1	1
		0.001696	0.49	267.9	+0.38-0.09	0.00114	0.1498	25.0	1.594	0.04818			
490.01	Kepler-167 b	4.393147	1.45	99.6	0.18	0.01902	2.6684	450.3	2.412	105.86732	35.4	7	1
		0.000010	0.09	19.0	+0.27-0.18	0.00050	0.5437	9.9	0.041	0.00120			
490.02		800.0000	9.30	0.1	0.27	0.12237	2.0654	18535.3	16.158	353.28668	314.9	2	0
		–	0.50	0.0	+0.06-0.09	0.00079	0.1285	57.8	0.077	0.00051			
490.03	Kepler-167 c	7.406097	1.37	49.6	0.13	0.01801	2.6589	406.9	2.894	67.07393	33.6	7	1
		0.000026	0.08	9.4	+0.32-0.13	0.00050	0.5353	11.6	0.062	0.00198			
490.04		21.803971	1.10	11.9	0.09	0.01451	5.7945	265.4	3.200	72.06544	13.0	2	1
		0.000237	0.08	2.2	+0.38-0.09	0.00068	1.5905	17.6	0.164	0.00606			
497.01	Kepler-168 c	13.193242	2.69	126.9	0.02	0.02228	0.9891	564.8	4.936	108.60934	55.9	7	1
		0.000049	1.21	133.9	+0.41-0.02	0.00047	0.1666	13.9	0.087	0.00211			
497.02	Kepler-168 b	4.425391	1.46	544.7	0.18	0.01206	0.8542	171.1	3.514	67.56055	23.6	7	1
		0.000033	0.66	574.4	+0.27-0.18	0.00044	0.2089	10.1	0.130	0.00371			
500.01	Kepler-80 b	7.053458 ^{tt}	2.66	38.9	0.81	0.03825	0.8729	1348.9	2.651	109.47645	90.0	7	1
		0.000012	0.22	5.2	+0.02-0.56	0.00286	1.2641	19.3	0.034	0.00086			
500.02	Kepler-80 c	9.521772 ^{tt}	2.85	26.3	0.86	0.04094	0.8528	1412.5	2.648	110.47812	85.1	7	1
		0.000018	0.29	3.5	+0.02-0.59	0.00392	2.1570	23.0	0.057	0.00097			
500.03	Kepler-80 d	3.072186 ^{tt}	1.74	120.1	0.90	0.02499	0.3884	479.5	1.989	67.02149	44.0	7	1
		0.000010	0.20	16.0	+0.00-0.64	0.00277	1.6765	16.1	0.038	0.00169			
500.04	Kepler-80 e	4.645387 ^{tt}	1.64	68.5	0.77	0.02364	1.5031	539.0	1.989	67.58736	39.0	7	1
		0.000015	0.21	9.1	+0.14-0.54	0.00294	2.3028	19.0	0.055	0.00168			
500.05		0.986784 ^{tt}	1.41	569.0	0.83	0.02028	0.8849	360.2	1.293	66.16814	43.2	7	1
		0.000002	0.16	75.9	+0.01-0.59	0.00221	1.5154	10.7	0.034	0.00115			

Table 3—Continued

KOI	Kepler ID	P days	R_p R_{\oplus}	S S_{\oplus}	b	R_p/R_{\star}	ρ_c g cm^{-3}	T_{dep} ppm	T_{dur} hours	T_0 BJD-2454900	S/N	fp	DynTest
505.01	Kepler-169 e	13.767102 0.000034	2.20 0.29	29.5 6.0	0.79 +0.11-0.54	0.02637 0.00304	1.3071 1.8214	666.1 15.2	2.912 0.081	107.81064 0.00145	51.7	7	1
505.02	Kepler-169 c	6.195469 0.000029	1.21 0.08	84.5 17.0	0.04 +0.42-0.04	0.01457 0.00047	1.9114 0.4602	267.4 9.8	3.056 0.091	67.71616 0.00275	29.7	7	1
505.03	Kepler-169 b	3.250619 0.000013	1.13 0.08	203.0 40.9	0.47 +0.43-0.26	0.01353 0.00048	2.0592 0.7200	214.8 8.8	2.135 0.078	66.69209 0.00232	27.7	7	1
505.04	Kepler-169 d	8.348125 0.000041	1.25 0.09	57.8 11.7	0.04 +0.40-0.04	0.01496 0.00049	3.3861 0.7097	283.0 11.6	2.790 0.086	69.84117 0.00249	27.3	7	1
505.05	Kepler-169 f	87.090195 0.000406	2.58 0.24	2.5 0.5	0.56 +0.03-0.41	0.03095 0.00214	1.9125 0.6610	1095.5 23.4	6.313 0.114	120.31840 0.00276	57.6	7	1
505.06		29.876783 0.001642	0.74 0.16	10.5 2.1	0.67 +0.27-0.46	0.00889 0.00181	0.0507 0.0418	82.8 10.5	12.822 1.313	67.01902 0.03451	7.1	2	1
508.01	Kepler-170 b	7.930592 0.000014	3.20 0.22	155.8 23.8	0.76 +0.03-0.52	0.02832 0.00118	0.4478 0.4716	802.4 12.0	3.680 0.038	102.51582 0.00106	91.5	7	1
508.02	Kepler-170 c	16.665863 0.000053	2.86 0.17	58.1 8.9	0.42 +0.05-0.38	0.02530 0.00052	1.5606 0.3323	752.3 15.4	4.200 0.065	113.20177 0.00169	63.8	7	1
509.01	Kepler-171 b	4.166972 0.000007	2.34 1.05	255.3 274.1	0.05 +0.34-0.05	0.02556 0.00040	1.8423 0.2814	787.1 12.3	2.741 0.035	102.71415 0.00098	93.2	7	1
509.02	Kepler-171 c	11.463462 0.000026	2.56 1.15	66.5 71.3	0.04 +0.35-0.04	0.02791 0.00053	6.2050 0.9426	938.5 19.6	2.566 0.044	70.38428 0.00138	67.4	7	1
509.03	Kepler-171 d	39.595519 0.000699	1.89 0.90	12.8 13.8	0.58 +0.01-0.48	0.02067 0.00337	0.7891 0.3949	472.6 25.0	6.315 0.277	101.11922 0.01042	22.4	7	1
510.01	Kepler-172 b	2.940309 0.000007	2.35 0.42	614.0 262.4	0.14 +0.29-0.14	0.01985 0.00046	1.4721 0.2629	480.7 10.7	2.595 0.049	102.90340 0.00119	56.3	7	1
510.02	Kepler-172 c	6.388996 0.000020	2.86 0.53	212.5 90.8	0.81 +0.09-0.55	0.02417 0.00141	0.3493 0.6344	557.6 13.6	3.389 0.077	108.47434 0.00188	52.2	7	1
510.03	Kepler-172 d	14.627119 0.000105	2.25 0.40	70.6 30.2	0.05 +0.41-0.05	0.01898 0.00067	2.9294 0.6912	440.6 21.1	3.541 0.151	69.23672 0.00355	28.7	7	1
510.04	Kepler-172 e	35.118736 0.000253	2.76 0.56	22.1 9.4	0.60 +0.01-0.48	0.02329 0.00230	3.7177 2.1940	598.6 29.0	3.559 0.150	85.11935 0.00408	26.1	7	1
511.01	Kepler-173 c	8.005777 0.000015	2.43 1.21	194.7 227.7	0.37 +0.19-0.27	0.02343 0.00038	1.9137 0.4365	637.3 9.4	3.129 0.037	103.50340 0.00116	91.6	7	1
511.02	Kepler-173 b	4.263742 0.000021	1.29 0.64	462.8 541.2	0.25 +0.19-0.25	0.01246 0.00039	2.9422 0.7086	182.2 8.3	2.261 0.075	66.72031 0.00283	30.6	7	1

Table 3—Continued

KOI	Kepler ID	P days	R_p R_\oplus	S S_\oplus	b	R_p/R_\star	ρ_c g cm^{-3}	T_{dep} ppm	T_{dur} hours	T_0 BJD-2454900	S/N	fp	DynTest
518.01	Kepler-174 b	13.981790 0.000024	1.96 0.11	19.6 4.1	0.22 +0.20-0.21	0.02883 0.00059	4.7366 0.7907	1035.2 13.7	2.938 0.035	114.97351 0.00095	100.8	7	1
518.02	Kepler-174 c	44.000529 0.000265	1.49 0.09	4.3 0.9	0.11 +0.32-0.11	0.02188 0.00061	2.8089 0.5009	604.1 18.4	5.177 0.090	143.75908 0.00312	43.2	7	1
518.03	Kepler-174 d	247.353730 0.002001	2.19 0.13	0.4 0.1	0.09 +0.36-0.09	0.03226 0.00084	3.3584 0.6113	1315.6 31.5	8.773 0.142	297.15875 0.00346	58.2	7	1
519.01	Kepler-175 b	11.903515 0.000046	2.56 1.28	112.0 130.9	0.09 +0.37-0.09	0.02321 0.00057	1.4199 0.2677	642.2 17.6	4.215 0.070	111.34082 0.00200	49.1	7	1
519.02	Kepler-175 c	34.035257 0.000279	3.10 1.56	27.2 31.8	0.85 +0.07-0.62	0.02816 0.00170	0.1604 0.3912	734.2 21.9	7.057 0.123	67.42290 0.00426	44.2	7	1
520.01	Kepler-176 c	12.759712 0.000033	2.60 1.33	51.2 62.8	0.47 +0.16-0.35	0.02677 0.00066	1.8431 0.5020	836.8 15.1	3.541 0.054	103.31062 0.00146	75.8	7	1
520.02	Kepler-176 b	5.433074 0.000024	1.43 0.73	158.3 194.0	0.07 +0.39-0.07	0.01470 0.00055	3.4150 0.8315	265.8 11.9	2.407 0.082	71.36967 0.00268	31.8	7	1
520.03	Kepler-176 d	25.751974 0.000115	2.51 1.32	20.0 24.6	0.66 +0.25-0.45	0.02581 0.00305	4.5540 4.3815	715.2 23.5	2.853 0.087	69.44951 0.00247	43.6	7	1
523.01	Kepler-177 c	49.411689 0.000095	7.11 3.68	20.5 24.6	0.89 +0.01-0.01	0.06051 0.00073	0.5488 0.0648	3172.6 33.2	5.251 0.081	131.23477 0.00100	139.3	7	2
523.02	Kepler-177 b	36.855830 0.000266	3.36 1.75	30.3 36.5	0.86 +0.00-0.61	0.02857 0.00169	0.1051 0.2745	744.6 20.3	8.157 0.119	71.91608 0.00380	47.0	7	1
528.01	Kepler-178 b	9.576694 0.000021	2.90 1.25	146.1 149.8	0.49 +0.01-0.44	0.02492 0.00157	1.5282 0.8437	709.3 12.1	3.377 0.044	109.68127 0.00124	81.5	7	1
528.02	Kepler-178 d	96.678988 0.000702	3.95 1.70	6.7 6.8	0.87 +0.06-0.59	0.03390 0.00215	0.5951 1.6774	1024.3 29.6	6.276 0.206	73.17842 0.00387	47.0	7	1
528.03	Kepler-178 c	20.552802 0.000066	2.88 1.23	52.3 53.7	0.37 +0.09-0.37	0.02477 0.00067	14.1928 3.8702	718.4 22.0	2.205 0.067	78.02634 0.00201	47.6	7	1
534.01	Kepler-179 c	6.400130 0.000017	2.00 0.81	99.5 98.7	0.03 +0.44-0.03	0.02410 0.00070	9.2733 2.0133	719.0 20.7	1.842 0.052	107.02343 0.00136	55.2	7	1
534.02	Kepler-179 b	2.735926 0.000008	1.64 0.68	314.4 311.8	0.57 +0.04-0.47	0.01981 0.00173	1.7772 0.6995	441.5 13.0	1.987 0.051	104.09382 0.00156	50.8	7	1
542.01	Kepler-180 c	41.885775 0.000228	3.01 1.34	20.8 22.0	0.75 +0.01-0.55	0.02597 0.00112	0.4930 0.5474	682.2 17.8	6.241 0.111	111.68703 0.00288	52.3	7	1
542.02	Kepler-180 b	13.817124 0.000155	1.50 0.67	91.8 97.3	0.18 +0.28-0.18	0.01294 0.00056	2.2095 0.6139	200.6 13.4	3.740 0.170	68.04028 0.00709	21.9	7	1

Table 3—Continued

KOI	Kepler ID	P days	R_p R_\oplus	S S_\oplus	b	R_p/R_\star	ρ_c g cm^{-3}	T_{dep} ppm	T_{dur} hours	T_0 BJD-2454900	S/N	fp	DynTest
543.01	Kepler-181 c	4.302149 0.000008	1.99 0.98	169.1 198.7	0.05 +0.41-0.05	0.02435 0.00060	5.1300 0.9814	735.9 14.9	1.965 0.035	106.43717 0.00102	67.8	7	1
543.02	Kepler-181 b	3.137873 0.000013	1.27 0.62	253.8 298.1	0.16 +0.30-0.16	0.01549 0.00058	3.9802 0.9534	294.1 13.6	1.888 0.075	66.55562 0.00240	34.4	7	1
546.01	Kepler-182 c	20.684342 0.000097	3.43 1.53	72.8 76.6	0.29 +0.15-0.29	0.02739 0.00053	0.6328 0.1290	875.8 19.1	6.416 0.086	103.18819 0.00232	63.1	7	1
546.02	Kepler-182 b	9.825792 0.000062	2.58 1.18	194.6 204.8	0.68 +0.04-0.47	0.02065 0.00208	0.3018 0.1872	453.8 15.7	4.961 0.109	64.42414 0.00380	40.6	7	1
549.01		10.297707 0.000082	4.61 4.29	134.0 136.6	0.93 +0.06-0.03	0.03938 0.03257	0.0100 0.0027	512.6 18.2	10.057 1.293	64.72964 0.00508	43.2	0	0
549.02		0.635584 0.000002	25.46 13.83	5374.5 5479.0	1.20 +0.11-0.11	0.21733 0.07328	0.0863 0.0138	380.8 7.3	4.796 0.136	66.41907 0.00156	127.3	0	0
551.01	Kepler-183 c	11.637071 0.000055	2.27 0.98	93.1 96.0	0.01 +0.39-0.01	0.02174 0.00056	2.9441 0.5080	574.8 20.6	3.289 0.084	111.84301 0.00236	37.9	7	1
551.02	Kepler-183 b	5.687945 0.000020	2.06 0.89	241.0 248.7	0.25 +0.21-0.25	0.01973 0.00059	4.2819 1.0852	459.9 17.6	2.214 0.068	66.95634 0.00211	37.2	7	1
555.01		3.701766 0.000017	1.56 0.11	315.1 57.1	0.12 +0.33-0.12	0.01502 0.00050	2.0246 0.4640	275.8 11.4	2.511 0.091	105.44660 0.00250	38.3	7	1
555.02		86.494202 0.000950	4.00 0.52	4.6 0.9	0.95 +0.02-0.37	0.03865 0.00441	0.0750 0.5362	1055.9 37.3	8.916 0.684	114.89329 0.00664	51.0	7	1
564.01		21.057504 0.000409	4.03 2.56	43.5 52.2	0.99 +0.08-0.03	0.03933 0.01477	0.0049 0.0059	574.1 35.7	10.282 1.111	104.86259 0.00725	31.2	7	1
564.02		127.903063 0.000496	6.07 3.11	3.9 4.7	0.54 +0.11-0.14	0.05924 0.00104	0.2767 0.0741	3937.7 30.2	14.385 0.169	179.46326 0.00216	210.6	7	0
564.03		6.217187 0.000063	1.21 0.62	220.7 265.4	0.03 +0.42-0.03	0.01184 0.00057	1.2670 0.3441	165.9 13.1	3.501 0.170	64.71736 0.00625	21.0	7	1
567.01	Kepler-184 b	10.687576 0.000025	2.36 1.33	90.4 118.8	0.20 +0.23-0.20	0.02475 0.00047	2.7363 0.5434	732.7 12.1	3.221 0.045	102.93154 0.00120	80.6	7	1
567.02	Kepler-184 c	20.303005 0.000087	1.97 1.11	38.5 50.5	0.04 +0.40-0.04	0.02071 0.00048	2.2116 0.3850	517.7 14.3	4.348 0.075	109.80167 0.00234	49.5	7	1
567.03	Kepler-184 d	29.022358 0.000176	2.49 1.41	23.9 31.3	0.89 +0.02-0.63	0.02610 0.00187	0.5145 2.0048	580.4 19.9	3.961 0.078	131.36790 0.00309	41.6	7	1
569.01	Kepler-185 c	20.729042 0.000097	2.02 1.17	22.1 30.0	0.57 +0.30-0.37	0.02297 0.00236	5.0235 3.6133	593.9 22.0	2.781 0.089	118.43642 0.00293	35.7	7	1

Table 3—Continued

KOI	Kepler ID	P days	R_p R_\oplus	S S_\oplus	b	R_p/R_*	ρ_c g cm^{-3}	T_{dep} ppm	T_{dur} hours	T_0 BJD-2454900	S/N	fp	DynTest
569.02	Kepler-185 b	1.632900 0.000005	1.17 0.67	632.7 857.6	0.34 +0.11-0.34	0.01328 0.00044	3.1975 0.8936	210.0 9.4	1.559 0.067	67.54797 0.00189	35.3	7	1
571.01	Kepler-186 c	7.267277 0.000019	1.34 0.10	17.7 7.2	0.10 +0.35-0.10	0.02346 0.00059	5.2462 1.0342	682.2 16.4	2.313 0.050	107.31461 0.00137	54.4	7	1
571.02	Kepler-186 d	13.343058 0.000041	1.56 0.16	8.0 3.2	0.62 +0.23-0.40	0.02723 0.00201	2.8319 1.4355	818.1 20.2	2.798 0.059	109.90116 0.00169	54.2	7	1
571.03	Kepler-186 b	3.886803 0.000010	1.14 0.09	41.2 16.6	0.19 +0.26-0.19	0.01992 0.00053	4.7723 1.0249	487.3 13.4	1.907 0.047	66.32842 0.00144	50.7	7	1
571.04	Kepler-186 e	22.407793 0.000123	1.33 0.10	4.0 1.6	0.19 +0.23-0.19	0.02328 0.00068	5.0067 1.0167	669.3 23.6	3.370 0.081	86.79751 0.00291	40.9	7	1
572.01	Kepler-187 c	10.640263 0.000048	2.67 0.52	210.1 99.2	0.09 +0.35-0.09	0.01897 0.00042	0.6378 0.1148	429.5 10.9	5.284 0.081	112.77393 0.00237	61.2	7	1
572.02	Kepler-187 b	4.938864 0.000058	1.41 0.28	591.6 279.5	0.15 +0.28-0.15	0.01002 0.00043	0.5338 0.1322	118.4 8.4	4.279 0.193	68.95186 0.00746	21.8	7	1
573.01	Kepler-188 c	5.996553 0.000015	3.19 1.45	351.5 375.1	0.66 +0.17-0.45	0.02561 0.00167	0.7281 0.3958	701.2 13.5	3.231 0.050	105.50314 0.00146	70.6	7	1
573.02	Kepler-188 b	2.061897 0.000010	1.68 0.76	1495.4 1595.5	0.18 +0.25-0.18	0.01346 0.00046	3.0225 0.6804	214.5 11.1	1.791 0.076	66.19858 0.00270	29.7	7	1
574.01	Kepler-189 c	20.134866 0.000057	2.38 1.19	20.1 24.2	0.13 +0.30-0.13	0.02907 0.00063	3.9897 0.7019	1049.6 21.5	3.565 0.060	104.36552 0.00159	69.4	7	1
574.02	Kepler-189 b	10.399931 0.000085	1.21 0.61	48.8 58.8	0.23 +0.22-0.23	0.01476 0.00059	2.1209 0.5461	269.0 15.4	3.417 0.118	74.51092 0.00438	24.4	7	1
579.01	Kepler-190 b	2.019999 0.000003	1.56 0.11	427.2 86.4	0.68 +0.05-0.48	0.01796 0.00071	1.2391 0.7909	340.3 6.9	1.821 0.031	103.06945 0.00089	71.3	7	1
579.02	Kepler-190 c	3.763024 0.000009	1.46 0.10	189.9 38.4	0.16 +0.29-0.16	0.01678 0.00050	8.8572 1.9505	345.4 10.3	1.536 0.043	65.59486 0.00141	50.8	7	1
582.01		5.945030 0.000010	2.17 1.07	112.8 133.8	0.12 +0.29-0.12	0.02515 0.00049	3.0809 0.4702	784.5 12.7	2.583 0.034	103.47205 0.00097	84.5	2	1
582.02	Kepler-191 c	17.738506 0.000082	1.86 0.92	26.5 31.4	0.14 +0.30-0.14	0.02157 0.00065	6.9076 1.5805	576.0 21.5	2.821 0.083	81.98862 0.00284	36.5	7	1
582.03	Kepler-191 b	9.939632 0.000066	1.34 0.66	57.3 67.9	0.14 +0.31-0.14	0.01560 0.00063	3.4435 0.8237	299.7 15.3	2.917 0.106	64.58517 0.00408	26.4	7	1
584.01	Kepler-192 b	9.926746 0.000018	2.74 0.45	101.0 40.5	0.38 +0.08-0.38	0.02495 0.00052	1.3402 0.2915	738.8 9.9	3.780 0.055	108.68501 0.00102	97.2	7	1

Table 3—Continued

KOI	Kepler ID	P days	R_p R_\oplus	S S_\oplus	b	R_p/R_\star	ρ_c g cm^{-3}	T_{dep} ppm	T_{dur} hours	T_0 BJD-2454900	S/N	fp	DynTest
584.02	Kepler-192 c	21.223400	2.79	36.3		0.02536	0.3451	606.8	4.940	103.37460	71.1	7	1
		0.000076	0.52	14.6	+0.05-0.56	0.00239	0.5749	12.5	0.108	0.00218			
590.01	Kepler-193 b	11.388480	2.39	168.8		0.01911	2.1031	431.1	3.618	107.55117	38.9	7	1
		0.000054	1.08	178.1	+0.34-0.12	0.00055	0.4629	15.3	0.089	0.00257			
590.02	Kepler-193 c	50.697494	2.75	23.2		0.02194	1.9844	568.4	6.115	74.32288	35.1	7	1
		0.000446	1.24	24.4	+0.38-0.06	0.00062	0.4137	22.2	0.156	0.00400			
593.01		9.997616	2.48	135.5		0.02245	2.2718	587.5	3.233	104.78670	48.3	2	1
		0.000034	1.02	132.8	+0.18-0.33	0.00060	0.6686	16.1	0.063	0.00187			
593.02		90.411783	3.65	7.2		0.03308	1.3406	1172.9	6.622	141.50145	45.6	2	1
		0.000622	1.51	7.1	+0.16-0.43	0.00222	0.7512	32.6	0.130	0.00399			
593.03		25.533358	1.96	39.1		0.01779	1.7850	353.2	4.210	80.61493	29.1	2	1
		0.000284	0.81	38.3	+0.05-0.44	0.00073	0.7931	22.3	0.165	0.00549			
597.01	Kepler-194 c	17.308032	2.59	75.3		0.02312	1.2680	638.9	4.961	109.94169	46.9	7	1
		0.000079	1.36	92.0	+0.33-0.08	0.00049	0.2094	16.6	0.088	0.00253			
597.02	Kepler-194 b	2.092281	1.51	1262.2		0.01350	1.3942	221.4	2.351	66.05964	32.2	7	1
		0.000008	0.79	1542.8	+0.36-0.13	0.00043	0.3338	9.4	0.081	0.00232			
597.03	Kepler-194 d	52.814973	2.40	17.1		0.02144	1.1667	547.6	7.300	97.90324	27.4	7	1
		0.000481	1.26	20.9	+0.23-0.18	0.00061	0.2149	23.9	0.151	0.00559			
598.01	Kepler-195 b	8.307872	2.03	73.1		0.02404	2.4038	716.4	3.150	104.17120	68.1	7	1
		0.000020	0.74	66.5	+0.35-0.05	0.00047	0.3765	13.3	0.042	0.00133			
598.02	Kepler-195 c	34.096863	1.55	11.2		0.01834	4.4883	408.9	3.904	86.81712	19.4	7	1
		0.000371	0.57	10.2	+0.17-0.29	0.00078	1.2512	23.5	0.162	0.00551			
601.01		5.404268	2.70	309.0		0.02543	2.9764	762.9	2.462	105.18454	83.4	7	1
		0.000008	1.27	341.8	+0.14-0.26	0.00039	0.4945	11.3	0.032	0.00089			
601.02		11.678904	24.43	112.0		0.23025	0.9610	1268.2	1.500	64.51180	76.5	7	2
		0.000016	18.62	123.8	+0.10-0.26	0.13810	0.3123	31.9	0.048	0.00085			
601.03		1.208436	1.50	2245.2		0.01411	3.0895	234.9	1.511	66.67393	46.3	7	1
		0.000003	0.71	2483.4	+0.40-0.08	0.00039	0.6575	7.5	0.044	0.00138			
612.01	Kepler-196 b	20.739886	1.90	19.9		0.02228	5.9929	604.5	3.014	106.21817	48.9	7	1
		0.000066	0.15	4.4	+0.17-0.29	0.00060	1.4535	16.7	0.070	0.00190			
612.02	Kepler-196 c	47.427737	2.24	6.6		0.02628	3.1989	854.8	5.114	149.55425	56.2	7	1
		0.000223	0.17	1.5	+0.32-0.09	0.00060	0.5132	19.5	0.080	0.00223			
620.01	Kepler-51 b	45.155482	7.64	17.7		0.07124	2.1647	5976.7	5.804	92.10462	181.8	7	2
		0.000048	3.64	19.9	+0.15-0.17	0.00055	0.2239	32.3	0.042	0.00061			

Table 3—Continued

KOI	Kepler ID	P days	R_p R_\oplus	S S_\oplus	b	R_p/R_*	ρ_c g cm^{-3}	T_{dep} ppm	T_{dur} hours	T_0 BJD-2454900	S/N	fp	DynTest
620.02	Kepler-51 d	130.179811	10.42	4.3	0.31	0.09719	2.0693	11081.7	8.520	145.02776	412.4	7	2
		0.000142	4.97	4.8	+0.05-0.19	0.00057	0.1766	43.5	0.052	0.00059			
620.03	Kepler-51 c	85.314714	5.48	7.6	0.96	0.05113	2.3533	1681.8	2.856	228.31725	38.6	7	2
		0.000491	7.98	8.6	+0.02-0.21	0.07037	6.8962	111.5	0.305	0.00262			
623.01	Kepler-197 c	10.349695	1.23	180.1	0.22	0.01008	1.0871	118.5	4.251	107.06421	45.7	5	1
		0.000045	0.04	22.9	+0.20-0.22	0.00021	0.2150	2.9	0.070	0.00254			
623.02	Kepler-197 d	15.677563	1.22	103.0	0.66	0.00995	0.3922	105.9	5.326	112.46886	39.2	5	1
		0.000096	0.10	13.1	+0.25-0.43	0.00073	0.2215	3.1	0.096	0.00328			
623.03	Kepler-197 b	5.599308	1.02	405.2	0.22	0.00836	0.9053	81.2	3.681	104.47282	46.9	5	1
		0.000023	0.04	51.5	+0.21-0.22	0.00020	0.1726	2.3	0.069	0.00221			
623.04	Kepler-197 e	25.209715	0.91	54.2	0.14	0.00746	0.8452	65.2	6.298	87.41342	37.2	5	1
		0.000387	0.04	6.9	+0.31-0.14	0.00028	0.2136	3.7	0.205	0.00934			
624.01	Kepler-198 b	17.790037	2.82	44.5	0.03	0.02751	1.8113	914.2	4.478	115.43638	97.1	7	1
		0.000035	0.42	16.4	+0.35-0.03	0.00041	0.2285	11.0	0.039	0.00105			
624.02	Kepler-198 c	49.567416	2.47	11.4	0.40	0.02409	7.0817	677.7	3.668	102.54001	48.2	7	1
		0.000220	0.37	4.2	+0.05-0.40	0.00058	1.7488	18.8	0.079	0.00247			
638.01	Kepler-199 b	23.637604 ^{tt}	3.11	34.0	0.15	0.02947	1.7352	1033.1	4.954	105.64846	91.3	7	1
		0.000050	0.56	15.1	+0.25-0.15	0.00044	0.2408	12.0	0.043	0.00110			
638.02	Kepler-199 c	67.093408 ^{tt}	3.25	8.5	0.13	0.03080	1.8149	1131.1	6.931	79.56577	82.4	7	1
		0.000190	0.58	3.8	+0.27-0.13	0.00047	0.2670	15.9	0.061	0.00167			
645.01		8.503434	1.63	226.7	0.46	0.01289	2.3846	187.8	2.804	103.86598	29.4	7	1
		0.000045	0.32	108.3	+0.02-0.45	0.00043	0.8311	8.8	0.099	0.00290			
645.02		23.782979	1.86	56.7	0.38	0.01465	0.3731	246.4	7.651	112.75249	37.0	2	1
		0.000254	0.36	27.0	+0.08-0.38	0.00040	0.0911	8.2	0.136	0.00691			
654.01	Kepler-200 b	8.594805	2.13	129.5	0.93	0.02067	0.1262	339.2	3.534	104.62998	43.2	7	1
		0.000036	0.41	52.8	+0.00-0.66	0.00192	0.9023	10.3	0.107	0.00234			
654.02	Kepler-200 c	10.222157	1.59	102.3	0.74	0.01547	20.9701	241.3	1.110	68.89056	19.0	7	1
		0.000053	0.29	41.8	+0.13-0.05	0.00117	5.9822	22.2	0.123	0.00297			
655.01	Kepler-201 b	25.672083	2.46	59.7	0.38	0.01833	1.0252	385.9	5.627	125.09705	83.9	7	1
		0.000075	0.48	28.1	+0.05-0.38	0.00030	0.2520	6.6	0.063	0.00169			
655.02	Kepler-201 c	151.884058	2.85	5.6	0.92	0.02127	0.0506	375.5	12.990	109.41816	53.0	7	1
		0.002014	0.60	2.6	+0.02-0.62	0.00164	0.2996	10.1	0.428	0.00794			
657.01	Kepler-202 b	4.069427	1.63	93.4	0.64	0.02240	2.0120	549.3	2.067	104.01577	70.4	7	1
		0.000007	0.10	17.6	+0.04-0.47	0.00084	1.0071	10.9	0.036	0.00098			

Table 3—Continued

KOI	Kepler ID	P days	R_p R_\oplus	S S_\oplus	b	R_p/R_\star	ρ_c g cm^{-3}	T_{dep} ppm	T_{dur} hours	T_0 BJD-2454900	S/N	fp	DynTest
657.02	Kepler-202 c	16.282493	1.85	14.8	0.31	0.02534	5.5351	796.6	2.853	113.79623	65.5	7	1
		0.000038	0.10	2.8	+0.10-0.31	0.00061	1.0566	16.6	0.050	0.00140			
658.01	Kepler-203 b	3.162697	2.57	689.7	0.52	0.02111	2.6550	500.6	1.900	102.64158	95.5	7	1
		0.000004	0.52	313.4	+0.07-0.42	0.00150	0.8506	7.6	0.028	0.00073			
658.02	Kepler-203 c	5.370647	2.47	342.7	0.10	0.02034	5.8187	492.4	2.014	105.23697	78.1	7	1
		0.000008	0.47	155.7	+0.34-0.10	0.00038	1.0268	9.1	0.033	0.00091			
658.03	Kepler-203 d	11.329720	1.44	127.5	0.34	0.01181	1.2972	163.4	3.992	66.96882	25.0	7	1
		0.000080	0.28	58.0	+0.12-0.34	0.00044	0.3601	9.0	0.131	0.00445			
661.01	Kepler-204 b	14.400974	2.53	114.3	0.57	0.01875	1.2399	391.2	3.906	107.98593	47.0	7	1
		0.000056	0.54	56.8	+0.01-0.50	0.00050	0.5990	10.8	0.080	0.00213			
661.02	Kepler-204 c	25.660593	1.79	52.3	0.62	0.01327	1.3307	191.8	4.383	88.15165	19.2	7	1
		0.000288	0.39	26.0	+0.01-0.48	0.00057	0.6710	13.0	0.185	0.00679			
663.01	Kepler-205 b	2.755640	1.51	90.8	0.87	0.02539	0.5098	535.6	1.948	103.84454	117.4	7	1
		0.000002	0.14	15.8	+0.01-0.59	0.00213	1.2663	6.3	0.036	0.00046			
663.02	Kepler-205 c	20.306546	1.64	6.2	0.81	0.02755	1.8548	705.6	2.873	105.65620	73.2	7	1
		0.000038	0.12	1.1	+0.00-0.43	0.00174	2.1561	12.0	0.067	0.00113			
664.01	Kepler-206 c	13.137471	1.77	112.6	0.35	0.01372	0.8772	219.9	4.768	103.22781	47.7	7	1
		0.000065	0.34	51.5	+0.09-0.35	0.00032	0.2131	6.2	0.082	0.00307			
664.02	Kepler-206 b	7.781987	1.20	228.0	0.33	0.00930	1.1846	100.8	3.644	66.58990	26.9	7	1
		0.000058	0.24	104.3	+0.14-0.33	0.00035	0.3193	5.6	0.128	0.00413			
664.03	Kepler-206 d	23.442810	1.19	52.2	0.10	0.00922	1.2788	100.0	5.389	85.01049	16.5	7	1
		0.000453	0.24	23.9	+0.37-0.10	0.00048	0.3844	8.1	0.347	0.01179			
665.01	Kepler-207 d	5.868075	3.31	599.5	0.27	0.01912	0.7540	430.3	3.970	103.32243	85.8	7	1
		0.000009	0.63	277.2	+0.11-0.27	0.00023	0.1037	4.5	0.031	0.00091			
665.02	Kepler-207 b	1.611865	1.57	3296.1	0.38	0.00905	0.4307	95.1	2.999	66.57041	34.5	7	1
		0.000006	0.30	1524.3	+0.08-0.38	0.00023	0.1051	2.9	0.065	0.00226			
665.03	Kepler-207 c	3.071571	1.50	1431.8	0.18	0.00867	0.3802	88.7	4.077	66.30425	25.1	7	1
		0.000016	0.29	662.2	+0.27-0.18	0.00024	0.0789	3.2	0.085	0.00295			
671.01	Kepler-208 b	4.228640	1.63	729.9	0.16	0.01136	0.9860	156.1	3.308	103.74197	49.4	7	1
		0.000018	0.30	320.0	+0.27-0.16	0.00030	0.1861	4.7	0.067	0.00213			
671.02	Kepler-208 c	7.466623	1.39	341.0	0.27	0.00967	0.9972	112.0	3.882	65.77383	28.0	7	1
		0.000067	0.26	149.5	+0.18-0.27	0.00035	0.2384	5.6	0.132	0.00486			
671.03	Kepler-208 e	16.259458	1.48	122.1	0.21	0.01031	2.0108	127.6	4.038	45.01425	21.1	7	1
		0.000176	0.28	53.5	+0.23-0.21	0.00043	0.5522	8.3	0.176	0.00605			

Table 3—Continued

KOI	Kepler ID	P days	R_p R_\oplus	S S_\oplus	b	R_p/R_\star	ρ_c g cm^{-3}	T_{dep} ppm	T_{dur} hours	T_0 BJD-2454900	S/N	fp	DynTest
671.04	Kepler-208 d	11.131786	1.20	200.6	0.11	0.00836	1.3546	85.5	4.118	56.29541	18.5	7	1
		0.000131	0.23	88.0	+0.34-0.11	0.00042	0.3731	6.8	0.209	0.00740			
672.01	Kepler-209 b	16.087845	2.26	48.6	0.08	0.02213	6.0222	590.4	2.878	105.81339	65.7	7	1
		0.000041	0.34	18.0	+0.36-0.08	0.00047	1.2008	11.5	0.055	0.00137			
672.02	Kepler-209 c	41.749882	3.10	13.5	0.58	0.03041	1.2275	1030.1	5.630	86.83986	106.9	7	1
		0.000106	0.51	5.1	+0.04-0.48	0.00218	0.4997	13.5	0.080	0.00145			
676.01	Kepler-210 c	7.972513	3.62	33.3	0.40	0.05105	2.5228	3197.6	2.902	104.58436	326.4	7	1
		0.000003	0.19	6.3	+0.05-0.34	0.00083	0.4521	9.7	0.021	0.00020			
676.02	Kepler-210 b	2.453234	2.94	159.5	0.73	0.04138	1.6314	1730.3	1.746	103.89153	352.2	7	1
		0.000001	0.21	30.3	+0.04-0.50	0.00201	1.1812	8.1	0.016	0.00018			
678.01	Kepler-211 c	6.040450	1.29	106.8	0.04	0.01444	6.1387	259.7	2.053	105.59435	51.3	7	1
		0.000016	0.09	22.5	+0.43-0.04	0.00042	1.2599	7.0	0.049	0.00128			
678.02	Kepler-211 b	4.138575	1.26	178.2	0.02	0.01414	3.3085	249.5	2.226	65.01632	65.2	7	1
		0.000010	0.09	37.6	+0.38-0.02	0.00031	0.5447	5.6	0.044	0.00138			
679.01	Kepler-212 c	31.805174	2.74	51.9	0.15	0.01724	0.4746	362.8	8.316	123.24830	82.6	7	1
		0.000142	0.51	23.1	+0.24-0.15	0.00031	0.0800	6.3	0.091	0.00278			
679.02	Kepler-212 b	16.257582	1.09	125.6	0.19	0.00687	0.4624	59.2	6.596	72.64774	16.4	7	1
		0.000378	0.21	56.0	+0.25-0.19	0.00039	0.1229	5.1	0.337	0.01064			
691.01		29.666253	2.93	41.3	0.02	0.02373	0.4505	666.7	8.415	122.36998	95.5	7	1
		0.000098	0.57	22.4	+0.35-0.02	0.00032	0.0667	9.6	0.066	0.00183			
691.02		16.226134	1.28	92.4	0.62	0.01036	0.2627	117.6	6.439	77.00589	19.9	2	1
		0.000432	0.25	50.3	+0.31-0.40	0.00044	0.2468	8.7	0.316	0.01590			
692.01	Kepler-213 b	2.462360	1.62	1038.1	0.22	0.01240	3.6470	182.5	1.768	104.83986	45.9	7	1
		0.000006	0.31	463.6	+0.23-0.22	0.00032	0.8564	5.8	0.048	0.00142			
692.02	Kepler-213 c	4.822962	2.34	414.1	0.75	0.01791	22.9660	311.0	0.828	67.43649	41.5	7	1
		0.000008	0.45	184.9	+0.10-0.02	0.00086	5.8600	12.4	0.041	0.00097			
693.01	Kepler-214 c	28.779800	2.13	63.0	0.28	0.01441	0.4735	243.8	7.803	126.30447	39.3	7	1
		0.000397	0.40	27.8	+0.19-0.28	0.00044	0.1159	9.8	0.212	0.00645			
693.02	Kepler-214 b	15.660544	2.61	140.2	0.03	0.01765	0.4050	368.8	7.006	79.34895	65.3	7	1
		0.000080	0.49	61.8	+0.38-0.03	0.00035	0.0624	8.3	0.092	0.00277			
700.01	Kepler-215 d	30.864423	2.39	29.9	0.15	0.02130	13.3789	538.7	2.719	105.93309	54.8	7	1
		0.000092	0.55	17.4	+0.30-0.15	0.00048	2.5861	14.7	0.059	0.00154			
700.02	Kepler-215 b	9.360672	1.62	145.1	0.58	0.01441	1.6334	229.7	3.035	104.96719	45.2	7	1
		0.000040	0.40	84.5	+0.07-0.43	0.00131	0.6479	7.6	0.071	0.00250			

Table 3—Continued

KOI	Kepler ID	P days	R_p R_{\oplus}	S S_{\oplus}	b	R_p/R_{\star}	ρ_c g cm^{-3}	T_{dep} ppm	T_{dur} hours	T_0 BJD-2454900	S/N	fp	DynTest
700.03	Kepler-215 c	14.667108	1.77	80.2	0.85	0.01579	0.3652	229.6	3.855	78.42381	34.0	7	1
		0.000089	0.42	46.7	+0.05-0.57	0.00101	0.9341	8.2	0.092	0.00314			
700.04	Kepler-215 e	68.161010	1.75	10.4	0.28	0.01559	2.9632	285.7	5.654	120.03247	26.9	7	1
		0.000630	0.41	6.1	+0.17-0.28	0.00054	0.7279	14.5	0.151	0.00569			
701.01	Kepler-62 d	18.164049	1.90	14.8	0.07	0.02731	6.6129	941.4	2.921	113.81203	102.9	7	1
		0.000029	0.07	1.8	+0.36-0.07	0.00056	1.0984	13.7	0.038	0.00089			
701.02	Kepler-62 b	5.714930	1.29	70.4	0.11	0.01851	4.0216	431.3	2.319	103.91962	80.8	7	1
		0.000011	0.05	8.2	+0.33-0.11	0.00055	0.8090	7.7	0.034	0.00109			
701.03	Kepler-62 e	122.387697	1.16	1.2	0.34	0.01670	1.6749	356.5	8.158	47.22751	47.8	7	1
		0.073339	0.12	0.2	+0.16-0.34	0.00167	1.3702	58.5	1.453	0.49980			
701.04	Kepler-62 f	267.289949	1.37	0.4	0.49	0.01980	3.1268	459.4	8.021	522.71442	21.1	7	1
		0.007210	0.07	0.1	+0.01-0.44	0.00086	1.1096	29.5	0.305	0.00923			
701.05	Kepler-62 c	12.441921	0.58	24.6	0.28	0.00840	2.3140	86.5	3.452	67.64207	11.9	7	1
		0.000203	0.04	2.9	+0.19-0.28	0.00055	0.9187	8.9	0.279	0.01050			
707.01	Kepler-33 d	21.775763	5.13	133.5	0.29	0.02588	0.3547	781.0	7.899	122.63699	111.9	7	1
		0.000059	0.51	33.3	+0.24-0.20	0.00037	0.0725	9.0	0.067	0.00152			
707.02	Kepler-33 f	41.027949	5.26	57.4	0.91	0.02653	0.0281	585.9	10.804	105.58250	74.7	7	1
		0.000286	0.54	14.3	+0.02-0.03	0.00073	0.0123	11.5	0.289	0.00444			
707.03	Kepler-33 e	31.784915	4.43	81.4	0.87	0.02234	0.0528	449.2	9.245	68.86536	57.7	7	1
		0.000221	0.51	20.3	+0.03-0.61	0.00131	0.1527	10.6	0.170	0.00415			
707.04	Kepler-33 c	13.175615	3.33	262.3	0.76	0.01677	0.1135	284.9	6.769	76.67569	48.3	7	1
		0.000086	0.35	65.5	+0.07-0.52	0.00069	0.1404	7.6	0.107	0.00385			
707.05	Kepler-33 b	5.668083	1.65	799.7	0.23	0.00830	0.4108	80.5	4.809	64.88832	19.6	7	1
		0.000073	0.18	199.6	+0.21-0.23	0.00039	0.1049	6.0	0.172	0.00655			
708.01	Kepler-216 c	17.406669	3.04	105.7	0.09	0.02207	0.4786	576.5	6.869	104.00607	90.6	7	1
		0.000057	0.59	49.5	+0.24-0.09	0.00026	0.0625	8.3	0.056	0.00172			
708.02	Kepler-216 b	7.693641	2.35	313.4	0.72	0.01709	0.1932	302.2	5.050	109.50106	63.3	7	1
		0.000031	0.46	146.8	+0.01-0.56	0.00065	0.1633	7.2	0.079	0.00237			
710.01	Kepler-217 b	5.374943	2.23	994.2	0.02	0.01135	0.7298	157.4	4.011	103.93324	53.6	7	1
		0.000019	0.32	355.2	+0.45-0.02	0.00028	0.1405	4.0	0.061	0.00200			
710.02	Kepler-217 c	8.586004	1.85	530.3	0.37	0.00943	1.5888	105.0	3.356	70.96096	25.8	7	1
		0.000053	0.27	189.4	+0.09-0.37	0.00036	0.4435	5.6	0.127	0.00374			
710.03		3.886869	1.40	1553.4	0.08	0.00715	0.6546	62.3	3.711	65.49368	21.2	2	1
		0.000033	0.21	555.0	+0.39-0.08	0.00030	0.1609	3.7	0.153	0.00533			

Table 3—Continued

KOI	Kepler ID	P days	R_p R_\oplus	S S_\oplus	b	R_p/R_*	ρ_c g cm^{-3}	T_{dep} ppm	T_{dur} hours	T_0 BJD-2454900	S/N	fp	DynTest
711.01	Kepler-218 c	44.699576 0.000167	3.14 0.26	15.1 3.2	0.52 +0.07-0.42	0.02705 0.00068	1.0584 0.3382	836.0 14.5	6.271 0.075	107.82235 0.00218	73.2	7	1
711.02	Kepler-218 b	3.619337 0.000011	1.48 0.12	438.0 92.2	0.09 +0.35-0.09	0.01278 0.00034	1.1529 0.2233	199.2 6.1	3.014 0.055	68.43801 0.00183	49.9	7	1
711.03		124.523175 0.001029	4.13 0.58	3.8 0.8	0.94 +0.01-0.64	0.03558 0.00411	0.0537 0.4429	924.3 18.3	11.420 0.521	187.18423 0.00374	58.7	2	1
717.01		14.707497 0.000053	2.18 0.38	111.2 46.0	0.26 +0.20-0.26	0.01491 0.00042	3.6721 0.8429	265.0 9.0	3.173 0.068	108.79248 0.00193	37.8	7	1
717.02		3.601458 0.000033	1.04 0.20	718.2 297.4	0.21 +0.29-0.21	0.00714 0.00061	13.4541 6.5629	60.0 8.7	1.293 0.180	66.11900 0.00559	15.3	2	1
718.01	Kepler-219 b	4.585512 0.000008	2.95 0.49	686.3 278.4	0.03 +0.39-0.03	0.01813 0.00028	1.1693 0.1861	392.6 5.7	3.272 0.033	102.85680 0.00100	94.8	7	1
718.02	Kepler-219 c	22.714613 0.000075	3.58 0.60	81.9 33.2	0.01 +0.41-0.01	0.02199 0.00037	1.0444 0.1634	578.1 9.1	5.808 0.063	80.29108 0.00208	85.2	7	1
718.03	Kepler-219 d	47.903645 0.000307	2.81 0.48	30.1 12.2	0.06 +0.40-0.06	0.01726 0.00047	2.2609 0.4965	355.8 12.4	5.719 0.127	74.98257 0.00387	40.7	7	1
719.01	Kepler-220 c	9.034199 0.000009	1.57 0.09	31.6 6.0	0.06 +0.45-0.02	0.02156 0.00043	24.6210 3.6117	559.7 7.7	1.486 0.019	104.01425 0.00053	106.8	7	1
719.02	Kepler-220 d	28.122397 0.000162	0.98 0.06	6.9 1.3	0.14 +0.29-0.14	0.01341 0.00038	3.4697 0.7085	217.6 7.3	4.103 0.095	79.91883 0.00366	37.2	7	1
719.03	Kepler-220 e	45.902733 0.000192	1.33 0.12	3.6 0.6	0.53 +0.02-0.45	0.01836 0.00136	1.9475 0.6177	382.8 8.7	5.088 0.077	99.56251 0.00248	59.0	7	1
719.04	Kepler-220 b	4.159807 0.000010	0.81 0.05	86.4 16.3	0.09 +0.36-0.09	0.01111 0.00032	8.3460 1.9867	146.7 4.4	1.626 0.046	66.78646 0.00145	44.7	7	1
720.01	Kepler-221 c	5.690586 0.000004	2.93 0.27	131.0 34.0	0.04 +0.28-0.04	0.03268 0.00030	3.2940 0.2810	1325.9 9.2	2.522 0.014	107.04865 0.00037	167.1	7	1
720.02	Kepler-221 d	10.041560 0.000011	2.73 0.25	60.2 15.7	0.36 +0.03-0.36	0.03043 0.00045	4.7271 0.7600	1111.6 11.1	2.530 0.024	70.08456 0.00060	126.9	7	1
720.03	Kepler-221 e	18.369917 0.000029	2.63 0.25	27.0 7.0	0.26 +0.17-0.26	0.02939 0.00060	13.5564 2.5574	1054.3 16.0	2.245 0.038	64.86048 0.00087	89.2	7	1
720.04	Kepler-221 b	2.795906 0.000004	1.71 0.17	333.0 86.6	0.61 +0.00-0.49	0.01904 0.00060	1.4756 0.6445	399.8 6.8	2.064 0.029	65.72929 0.00084	84.3	7	1
723.01	Kepler-222 b	3.936981 0.000005	3.16 1.40	255.6 270.2	0.57 +0.02-0.43	0.03328 0.00233	3.4716 1.2205	1238.1 15.9	1.828 0.026	102.65076 0.00063	106.2	7	1

Table 3—Continued

KOI	Kepler ID	P days	R_p R_\oplus	S S_\oplus	b	R_p/R_\star	ρ_c g cm^{-3}	T_{dep} ppm	T_{dur} hours	T_0 BJD-2454900	S/N	fp	DynTest
723.02	Kepler-222 d	28.081912	3.69	18.2	0.44	0.03888	2.1060	1782.2	4.541	127.91404	86.0	7	1
		0.000069	1.63	19.2	+0.03-0.38	0.00210	0.4421	24.6	0.051	0.00129			
723.03	Kepler-222 c	10.088810	4.64	71.1	0.90	0.04896	2.7303	1943.5	1.714	106.08263	111.7	7	1
		0.000011	2.07	75.2	+0.02-0.42	0.00413	8.3030	29.6	0.087	0.00061			
730.01	Kepler-223 d	14.788759	2.98	79.4	0.60	0.02681	0.3409	792.5	5.967	109.76379	40.7	7	1
		0.000108	1.31	81.8	+0.00-0.49	0.00215	0.2592	26.9	0.145	0.00376			
730.02	Kepler-223 c	9.848183	2.00	138.0	0.57	0.01803	0.2510	361.9	5.832	71.38748	23.5	7	1
		0.000145	0.87	142.2	+0.03-0.48	0.00085	0.1933	27.6	0.449	0.01037			
730.03	Kepler-223 e	19.721734	2.40	54.5	0.18	0.02163	0.8585	560.9	5.820	68.10369	24.1	7	1
		0.000228	1.04	56.2	+0.26-0.18	0.00085	0.1940	31.2	0.199	0.00593			
730.04	Kepler-223 b	7.384108	1.69	200.5	0.06	0.01522	0.4098	278.7	5.416	70.48632	20.2	4	1
		0.000159	0.73	206.7	+0.38-0.06	0.00071	0.1098	20.8	0.298	0.01126			
732.01		1.260254	3.57	1466.2	0.80	0.03427	0.5248	1121.2	1.844	103.40874	150.6	7	1
		0.000001	1.52	1500.8	+0.01-0.56	0.00157	0.6845	11.7	0.020	0.00047			
732.02		3.295305	1.30	400.6	0.72	0.01245	2.1855	157.5	1.659	65.49571	13.4	2	1
		0.000033	0.56	410.1	+0.00-0.53	0.00086	3.0461	20.4	0.206	0.00624			
732.03		5.254484	1.27	215.4	0.37	0.01223	1.6046	176.3	2.855	65.55022	13.5	7	1
		0.000080	0.54	220.6	+0.09-0.37	0.00071	0.6091	16.4	0.203	0.00898			
733.01	Kepler-224 c	5.925003	3.12	77.1	0.85	0.04226	0.4736	1587.0	2.843	102.71508	88.6	7	1
		0.000010	0.26	14.8	+0.00-0.60	0.00266	1.0302	24.2	0.045	0.00098			
733.02	Kepler-224 d	11.349393	2.30	32.7	0.01	0.03119	3.4782	1208.9	3.114	67.31602	54.9	7	1
		0.000034	0.14	6.3	+0.42-0.01	0.00076	0.6048	29.8	0.055	0.00182			
733.03	Kepler-224 b	3.132924	1.39	179.6	0.32	0.01888	2.8519	429.3	2.034	68.67544	32.3	7	1
		0.000014	0.09	34.6	+0.14-0.32	0.00069	0.8087	19.7	0.078	0.00250			
733.04	Kepler-224 e	18.643577	1.97	16.9	0.62	0.02667	13.8035	780.1	1.846	74.62463	20.5	7	1
		0.000087	0.15	3.2	+0.09-0.32	0.00136	5.4928	49.2	0.083	0.00283			
734.01		24.543598	3.41	34.7	0.80	0.03393	0.1251	1120.4	7.755	120.91828	68.3	7	1
		0.000123	1.33	32.4	+0.00-0.56	0.00160	0.1766	22.6	0.123	0.00277			
734.02		70.279135	39.35	8.6	1.37	0.39136	0.2161	708.8	3.673	84.32747	14.3	7	2
		0.000908	41.61	8.0	+0.19-0.51	0.38525	0.1718	74.9	0.430	0.00759			
736.01	Kepler-225 c	18.794234	1.84	3.1	0.32	0.03513	4.2887	1548.5	3.279	110.79350	42.3	7	1
		0.000076	0.10	0.8	+0.13-0.32	0.00112	0.9698	50.2	0.080	0.00216			
736.02	Kepler-225 b	6.738975	1.20	12.1	0.45	0.02297	1.6158	636.8	3.018	68.27658	26.8	7	1
		0.000041	0.07	3.0	+0.03-0.42	0.00088	0.5005	30.6	0.111	0.00360			

Table 3—Continued

KOI	Kepler ID	P days	R_p R_{\oplus}	S S_{\oplus}	b	R_p/R_{\star}	ρ_c g cm^{-3}	T_{dep} ppm	T_{dur} hours	T_0 BJD-2454900	S/N	fp	DynTest
738.01	Kepler-29 b	10.338566	3.78	109.1	0.94	0.03787	0.1141	1077.6	3.969	93.06721	50.4	7	1
		0.000283	1.94	128.4	+0.00-0.63	0.00421	1.1372	240.9	0.733	0.02024			
738.02	Kepler-29 c	13.288198	16.86	76.6	1.13	0.16895	0.0219	927.2	5.106	105.08199	36.0	7	2
		0.000096	13.09	90.2	+0.07-0.18	0.10022	0.0067	41.2	0.230	0.00391			
749.01	Kepler-226 c	5.349555	2.27	164.8	0.25	0.02592	1.5654	810.0	3.051	104.80599	64.5	7	1
		0.000014	0.90	159.2	+0.14-0.25	0.00050	0.2657	17.4	0.049	0.00148			
749.02	Kepler-226 b	3.940997	1.55	251.0	0.15	0.01766	1.9408	381.2	2.596	69.09337	30.9	7	1
		0.000020	0.62	242.3	+0.28-0.15	0.00056	0.4559	17.3	0.091	0.00284			
749.03	Kepler-226 d	8.109044	1.22	96.0	0.06	0.01396	1.4061	239.9	3.698	65.80333	15.0	7	1
		0.000094	0.49	92.7	+0.39-0.06	0.00073	0.4304	20.2	0.232	0.00751			
752.01	Kepler-227 b	9.488015	3.11	154.4	0.82	0.02607	0.6084	638.3	3.113	103.53899	37.6	7	1
		0.000039	1.57	182.4	+0.08-0.60	0.00152	1.3011	21.9	0.074	0.00240			
752.02	Kepler-227 c	54.418694	3.04	14.9	0.07	0.02553	5.3555	787.2	4.511	95.51038	28.7	7	1
		0.000460	1.53	17.6	+0.36-0.07	0.00089	1.1398	40.0	0.141	0.00535			
756.01	Kepler-228 d	11.094286	4.04	120.3	0.46	0.03651	0.7734	1523.4	4.591	104.20123	73.4	7	1
		0.000036	1.85	130.3	+0.02-0.44	0.00075	0.2055	28.1	0.069	0.00184			
756.02	Kepler-228 c	4.134444	2.70	453.8	0.15	0.02441	1.1979	706.1	3.123	105.97678	45.0	7	1
		0.000018	1.24	491.8	+0.31-0.15	0.00065	0.2528	22.0	0.074	0.00230			
756.03	Kepler-228 b	2.566546	1.53	849.8	0.45	0.01386	1.2968	219.4	2.327	112.55360	17.5	7	1
		0.000026	0.71	920.8	+0.50-0.26	0.00076	0.4950	20.3	0.151	0.00540			
757.01	Kepler-229 c	16.068638	4.92	23.8	0.00	0.06196	3.6425	4850.9	3.546	106.62165	163.6	7	2
		0.000019	1.74	21.1	+0.34-0.00	0.00078	0.3937	41.5	0.031	0.00062			
757.02	Kepler-229 d	41.194912	3.85	6.7	0.80	0.04840	0.8696	2232.9	5.020	98.02365	56.2	7	1
		0.000248	1.38	6.0	+0.00-0.55	0.00296	1.1839	59.4	0.089	0.00316			
757.03	Kepler-229 b	6.252972	2.20	84.8	0.11	0.02767	3.0559	964.0	2.640	104.29884	44.8	7	1
		0.000021	0.78	75.3	+0.31-0.11	0.00080	0.5943	29.7	0.060	0.00180			
759.01	Kepler-230 b	32.625555	4.26	16.0	0.91	0.04779	0.2016	1845.9	5.783	127.13742	76.3	7	1
		0.000126	2.17	19.2	+0.01-0.02	0.00122	0.0556	34.0	0.164	0.00198			
759.02	Kepler-230 c	91.773242	2.04	4.0	0.03	0.02286	3.7667	645.1	6.034	126.83073	18.1	7	1
		0.001618	1.04	4.9	+0.43-0.03	0.00116	1.1245	49.7	0.420	0.00941			
775.01	Kepler-52 c	16.384888	1.71	8.0	0.27	0.02810	4.7778	1000.2	3.047	105.72794	41.3	7	1
		0.000080	0.08	1.4	+0.16-0.27	0.00090	1.0427	35.2	0.082	0.00283			
775.02	Kepler-52 b	7.877407	2.34	21.0	0.86	0.03862	0.8817	1256.4	2.444	109.37608	61.8	7	1
		0.000020	0.22	3.5	+0.01-0.59	0.00328	2.3510	31.4	0.046	0.00136			

Table 3—Continued

KOI	Kepler ID	P days	R_p R_{\oplus}	S S_{\oplus}	b	R_p/R_*	ρ_c g cm^{-3}	T_{dep} ppm	T_{dur} hours	T_0 BJD-2454900	S/N	fp	DynTest
775.03	Kepler-52 d	36.445171	1.95	2.8	0.76	0.03217	1.4812	1029.6	4.153	84.60115	33.0	7	1
		0.000253	0.21	0.5	+0.05-0.53	0.00333	1.7093	44.6	0.117	0.00388			
780.01		2.337448	2.06	260.2	0.05	0.02723	2.7693	930.6	1.978	104.76103	88.9	7	1
		0.000003	0.94	290.5	+0.42-0.05	0.00075	0.5352	16.0	0.032	0.00077			
780.02		7.240660	2.15	57.6	0.96	0.02838	4.8952	494.3	0.870	70.75732	17.3	2	2
		0.000031	23.01	64.3	+0.64-0.04	0.30352	1.9552	46.2	0.141	0.00239			
784.01	Kepler-231 c	19.271566	1.93	3.3	0.87	0.03612	0.8584	1079.5	3.209	119.76907	40.3	7	1
		0.000099	0.19	0.8	+0.00-0.60	0.00311	2.4865	39.8	0.089	0.00327			
784.02	Kepler-231 b	10.065275	1.73	7.9	0.82	0.03242	6.9535	935.5	1.440	69.28185	33.5	7	1
		0.000027	0.12	1.9	+0.05-0.05	0.00171	1.8162	35.5	0.063	0.00148			
787.01	Kepler-232 b	4.431222	3.08	336.1	0.35	0.02915	1.0619	997.6	3.172	104.01551	73.4	7	1
		0.000011	1.47	378.1	+0.10-0.35	0.00063	0.2536	19.2	0.053	0.00139			
787.02	Kepler-232 c	11.379349	3.83	96.1	0.92	0.03627	0.6117	1058.8	2.612	66.85018	42.5	7	1
		0.000044	1.86	108.1	+0.01-0.52	0.00354	2.6011	36.9	0.127	0.00219			
790.01	Kepler-233 b	8.472382	2.43	71.6	0.08	0.02936	3.9365	1066.8	2.697	107.16212	51.6	7	1
		0.000026	0.66	50.8	+0.34-0.08	0.00075	0.7608	29.1	0.056	0.00160			
790.02	Kepler-233 c	60.418955	2.71	5.2	0.86	0.03278	0.5425	944.7	5.619	114.16152	23.2	7	1
		0.000630	0.78	3.7	+0.04-0.60	0.00295	1.5106	52.2	0.152	0.00573			
800.01	Kepler-234 b	2.711506	3.70	1039.8	0.85	0.03046	0.1568	861.9	3.175	103.03513	71.4	7	1
		0.000006	1.66	1090.9	+0.00-0.58	0.00166	0.3321	17.6	0.049	0.00130			
800.02	Kepler-234 c	7.212050	3.51	280.6	0.16	0.02890	0.9702	984.7	4.039	105.81664	57.1	7	1
		0.000022	1.56	294.4	+0.24-0.16	0.00054	0.1580	22.9	0.066	0.00178			
806.01	Kepler-30 d	143.210889 ^{tt}	8.99	2.2	0.43	0.09358	1.7460	10333.1	8.877	87.22092	97.1	7	2
		0.000243	1.44	0.9	+0.10-0.22	0.00142	0.3277	74.3	0.097	0.00102			
806.02	Kepler-30 c	60.321328 ^{tt}	12.30	6.8	0.24	0.12799	2.3284	20059.2	6.637	176.91077	546.2	7	2
		0.000044	1.96	2.8	+0.07-0.13	0.00064	0.1191	60.7	0.032	0.00039			
806.03	Kepler-30 b	29.158204 ^{tt}	2.61	18.0	0.10	0.02721	2.2060	916.8	4.920	83.71661	10.9	2	1
		0.000419	0.43	7.2	+0.35-0.10	0.00119	0.5260	59.7	0.194	0.00495			
812.01	Kepler-235 b	3.340222	2.23	65.8	0.37	0.03682	3.5826	1662.6	1.925	104.97787	76.7	7	1
		0.000005	0.10	11.2	+0.18-0.27	0.00088	0.7195	31.0	0.031	0.00084			
812.02	Kepler-235 d	20.060548	2.05	6.0	0.11	0.03391	5.0562	1481.9	3.312	80.46149	37.7	7	1
		0.000099	0.10	1.1	+0.30-0.11	0.00106	0.9253	53.5	0.083	0.00276			
812.03	Kepler-235 e	46.183669	2.22	2.0	0.68	0.03678	1.6776	1443.4	4.833	98.23932	28.8	7	1
		0.000425	0.29	0.3	+0.22-0.46	0.00463	1.6596	68.1	0.144	0.00501			

Table 3—Continued

KOI	Kepler ID	P days	R_p R_\oplus	S S_\oplus	b	R_p/R_\star	ρ_c g cm^{-3}	T_{dep} ppm	T_{dur} hours	T_0 BJD-2454900	S/N	fp	DynTest
812.04	Kepler-235 c	7.824904 0.000055	1.28 0.08	21.3 3.6	0.24 +0.23-0.24	0.02109 0.00114	5.9093 1.8665	563.0 42.5	2.217 0.142	69.55567 0.00455	18.4	7	1
817.01	Kepler-236 c	23.968127 0.000174	2.00 0.17	2.6 0.6	0.84 +0.05-0.57	0.03595 0.00269	0.6294 1.4546	1178.4 48.2	4.166 0.126	119.21690 0.00362	30.5	7	1
817.02	Kepler-236 b	8.295611 0.000032	1.57 0.12	10.9 2.5	0.67 +0.14-0.12	0.02824 0.00184	14.3990 5.8411	840.2 58.3	1.328 0.081	68.79207 0.00230	23.1	7	1
825.01	Kepler-237 c	8.103636 0.000032	2.08 1.10	52.1 66.6	0.14 +0.28-0.14	0.02627 0.00081	2.2992 0.4438	875.1 28.2	3.150 0.073	109.94805 0.00237	42.4	7	1
825.02	Kepler-237 b	4.715106 0.000030	1.41 0.75	105.1 134.2	0.19 +0.29-0.19	0.01787 0.00100	3.0650 0.9253	404.4 26.6	2.351 0.129	67.95992 0.00396	21.7	7	1
829.01	Kepler-53 b	18.649113 0.000087	2.81 1.37	57.5 65.6	0.03 +0.42-0.03	0.02686 0.00062	2.1235 0.4052	866.2 23.4	4.311 0.093	107.77505 0.00241	48.1	2	1
829.02	Kepler-53 d	9.751962 0.000077	2.12 1.05	136.0 155.3	0.81 +0.10-0.56	0.02024 0.00188	0.2664 0.5248	400.8 18.0	4.190 0.136	71.78520 0.00430	31.4	7	1
829.03	Kepler-53 c	38.558585 0.000249	3.73 1.84	21.9 25.0	0.92 +0.03-0.57	0.03568 0.00308	0.1798 1.0281	1036.4 31.3	5.800 0.370	96.84167 0.00462	45.4	7	1
834.01	Kepler-238 e	23.653647 0.000033	8.26 1.53	69.3 30.6	0.14 +0.18-0.12	0.05288 0.00040	0.4126 0.0474	3368.9 17.3	8.190 0.042	104.37611 0.00073	269.5	7	2
834.02	Kepler-238 d	13.233549 0.000081	3.07 0.57	151.4 66.9	0.43 +0.01-0.43	0.01967 0.00046	0.3021 0.0692	449.3 13.3	6.642 0.109	73.32179 0.00365	44.9	7	1
834.03	Kepler-238 c	6.155557 0.000050	2.39 0.45	420.5 185.8	0.06 +0.38-0.06	0.01532 0.00048	0.4803 0.1023	282.9 11.2	4.837 0.126	67.82322 0.00446	35.8	7	1
834.04	Kepler-238 b	2.090876 0.000020	1.73 0.40	1731.8 765.1	0.78 +0.01-0.57	0.01108 0.00159	0.1572 0.2621	120.5 8.4	3.193 0.159	67.16470 0.00553	19.2	7	1
834.05	Kepler-238 f	50.444110 0.001105	2.76 0.52	25.4 11.2	0.21 +0.23-0.21	0.01766 0.00072	0.9996 0.2616	373.8 24.4	7.489 0.308	111.52699 0.01318	21.3	7	1
835.01	Kepler-239 b	11.763051 0.000034	2.33 0.15	33.7 6.7	0.17 +0.26-0.17	0.02798 0.00076	4.2354 0.8434	978.9 25.3	2.899 0.058	113.93614 0.00143	52.3	7	1
835.02	Kepler-239 c	56.228098 0.000580	2.51 0.42	4.2 0.8	0.86 +0.04-0.60	0.03019 0.00478	1.6645 5.3662	798.3 50.8	3.700 0.181	65.28814 0.00575	22.4	7	1
837.01	Kepler-240 c	7.953528 0.000025	2.20 0.89	55.1 55.4	0.36 +0.06-0.36	0.02733 0.00069	3.3946 0.7428	907.6 26.8	2.598 0.059	107.66155 0.00184	47.5	7	1
837.02	Kepler-240 b	4.144495 0.000026	1.37 0.56	131.0 131.6	0.24 +0.21-0.24	0.01702 0.00073	2.5455 0.7852	355.6 20.8	2.368 0.116	68.92658 0.00337	25.9	7	1

Table 3—Continued

KOI	Kepler ID	P days	R_p R_\oplus	S S_\oplus	b	R_p/R_*	ρ_c g cm^{-3}	T_{dep} ppm	T_{dur} hours	T_0 BJD-2454900	S/N	fp	DynTest
841.01	Kepler-27 b	15.335381 ^{tt}	4.74	41.1	0.05	0.04882	3.3433	2954.1	3.543	107.00037	100.0	2	1
		0.000028	0.21	6.0	+0.27-0.05	0.00066	0.3321	38.7	0.035	0.00101			
841.02	Kepler-27 c	31.330229 ^{tt}	6.17	15.8	0.06	0.06346	3.2678	5000.4	4.592	86.43252	156.2	2	1
		0.000046	0.26	2.3	+0.19-0.06	0.00049	0.2283	44.6	0.030	0.00085			
842.01	Kepler-241 b	12.718092	2.33	22.0	0.54	0.03200	2.3982	1183.5	3.117	108.35418	60.7	7	1
		0.000035	1.03	23.7	+0.02-0.45	0.00313	1.6134	27.6	0.058	0.00163			
842.02	Kepler-241 c	36.065978	2.57	5.5	0.07	0.03529	4.2987	1597.0	4.273	131.58185	60.4	7	1
		0.000133	1.11	5.8	+0.35-0.07	0.00086	0.7077	35.9	0.070	0.00193			
853.01	Kepler-242 b	8.203950	2.61	73.0	0.06	0.02813	3.6368	996.8	2.740	102.69117	65.5	7	1
		0.000020	1.60	106.6	+0.39-0.06	0.00075	0.7540	20.4	0.048	0.00139			
853.02	Kepler-242 c	14.496481	2.00	34.6	0.37	0.02153	3.1475	560.0	3.222	76.41348	31.3	7	1
		0.000083	1.23	50.5	+0.12-0.35	0.00078	0.9894	25.0	0.125	0.00346			
857.01	Kepler-243 b	5.715442	2.45	123.3	0.17	0.02670	3.2783	892.3	2.484	107.87832	68.2	7	1
		0.000011	1.16	140.8	+0.28-0.17	0.00067	0.6631	18.3	0.042	0.00109			
857.02	Kepler-243 c	20.026218	1.99	23.5	0.77	0.02166	22.7209	454.6	1.319	79.90767	13.1	7	1
		0.000163	0.97	26.8	+0.16-0.01	0.00239	6.2901	56.0	0.160	0.00404			
864.01	Kepler-244 b	4.311792	2.76	219.6	0.52	0.03154	1.2608	1129.4	2.735	106.57568	93.1	7	1
		0.000008	1.16	223.7	+0.02-0.44	0.00073	0.4204	17.4	0.038	0.00100			
864.02	Kepler-244 d	20.050401	2.31	28.0	0.11	0.02638	1.9690	849.7	4.504	121.08718	43.2	7	1
		0.000130	0.97	28.6	+0.33-0.11	0.00071	0.3930	27.7	0.108	0.00377			
864.03	Kepler-244 c	9.767292	2.05	72.5	0.49	0.02342	23.2807	629.4	1.373	119.57903	23.7	7	1
		0.000046	0.87	73.8	+0.22-0.16	0.00133	4.9576	39.9	0.081	0.00229			
869.01	Kepler-245 b	7.490190 ^{tt}	2.57	75.9	0.20	0.02956	2.9606	1074.0	2.804	107.94919	60.0	7	1
		0.000019	0.18	16.1	+0.20-0.20	0.00059	0.4526	22.8	0.040	0.00132			
869.02	Kepler-245 d	36.277108 ^{tt}	3.03	9.4	0.18	0.03493	2.9158	1508.0	4.804	134.27797	52.4	7	1
		0.000173	0.21	2.0	+0.21-0.18	0.00079	0.5111	37.8	0.079	0.00264			
869.03	Kepler-245 c	17.460812 ^{tt}	2.18	24.9	0.20	0.02509	13.2735	771.2	2.244	70.26441	27.3	7	1
		0.000076	0.17	5.3	+0.26-0.20	0.00096	3.2251	38.8	0.077	0.00256			
869.04		3.219773 ^{tt}	1.56	239.2	0.16	0.01801	2.7765	399.6	2.153	66.00423	27.3	2	1
		0.000013	0.12	50.8	+0.28-0.16	0.00063	0.5696	17.2	0.053	0.00191			
870.01	Kepler-28 b	5.912252	2.04	54.4	0.48	0.02800	2.6157	929.2	2.435	105.18443	82.7	7	1
		0.000011	0.17	10.2	+0.03-0.40	0.00191	0.6255	16.2	0.035	0.00103			
870.02	Kepler-28 c	8.985849	1.85	31.7	0.24	0.02544	2.9139	816.1	2.955	108.68153	65.8	7	1
		0.000025	0.11	6.0	+0.19-0.24	0.00068	0.5740	17.9	0.053	0.00153			

Table 3—Continued

KOI	Kepler ID	P days	R_p R_\oplus	S S_\oplus	b	R_p/R_*	ρ_c g cm^{-3}	T_{dep} ppm	T_{dur} hours	T_0 BJD-2454900	S/N	fp	DynTest
872.01	Kepler-46 b	33.601528 ^{tt}	7.21	11.7	0.70	0.08360	2.0057	7336.5	4.327	119.67768	256.7	7	2
		0.000030	4.03	15.4	+0.03-0.05	0.00116	0.2921	36.6	0.056	0.00046			
872.02	Kepler-46 c	6.766589 ^{tt}	1.64	98.8	0.24	0.01906	3.1708	445.5	2.598	71.05891	25.7	7	1
		0.000022	0.92	130.9	+0.20-0.24	0.00062	0.6593	18.4	0.051	0.00192			
874.01	Kepler-246 b	4.601820	2.34	167.9	0.58	0.02577	2.1404	747.9	2.227	102.97887	73.8	7	1
		0.000008	1.20	204.5	+0.05-0.42	0.00190	0.8299	14.1	0.033	0.00096			
874.02	Kepler-246 c	11.187161	1.50	50.3	0.04	0.01657	3.1322	348.0	3.161	70.18172	26.6	7	1
		0.000075	0.76	61.3	+0.43-0.04	0.00070	0.7847	17.9	0.125	0.00415			
877.01	Kepler-81 b	5.954880	2.51	43.0	0.78	0.03866	1.0224	1441.1	2.530	103.95628	119.8	7	1
		0.000008	0.20	8.7	+0.00-0.55	0.00240	1.1496	18.0	0.033	0.00077			
877.02	Kepler-81 c	12.039956	2.01	16.4	0.07	0.03087	5.6243	1238.2	2.698	114.22292	79.6	7	1
		0.000025	0.11	3.3	+0.33-0.07	0.00075	0.9030	23.4	0.039	0.00112			
877.03	Kepler-81 d	20.837846	1.21	7.9	0.71	0.01863	3.9658	356.2	2.570	65.07963	15.2	7	1
		0.000181	0.27	1.6	+0.04-0.51	0.00413	5.6489	31.6	0.186	0.00533			
880.01	Kepler-82 b	26.443794 ^{tt}	4.11	23.7	0.59	0.03980	2.1924	1751.5	3.998	127.12502	73.3	7	1
		0.000065	0.62	8.8	+0.03-0.45	0.00097	0.8990	25.8	0.059	0.00138			
880.02	Kepler-82 c	51.531855 ^{tt}	5.64	9.7	0.03	0.05470	1.9398	3616.6	6.404	107.11378	153.1	7	1
		0.000099	0.84	3.6	+0.27-0.03	0.00044	0.1464	27.7	0.040	0.00099			
880.03	Kepler-82 e	5.902206 ^{tt}	2.47	174.8	0.00	0.02399	2.3692	695.1	2.827	69.78443	58.1	7	1
		0.000012	0.37	65.0	+0.35-0.00	0.00041	0.2925	14.8	0.034	0.00115			
880.04	Kepler-82 d	2.382961 ^{tt}	1.77	600.2	0.05	0.01711	2.5500	354.6	2.026	68.08186	32.4	7	1
		0.000005	0.27	223.4	+0.33-0.05	0.00041	0.3996	11.2	0.037	0.00132			
881.01		21.022441	3.12	17.5	0.11	0.03774	2.8113	1762.8	4.109	140.67633	66.2	2	1
		0.000069	0.20	3.5	+0.29-0.11	0.00082	0.4614	37.1	0.067	0.00184			
881.02		226.889319	4.00	0.7	0.35	0.04837	5.0469	2820.4	7.140	140.36267	50.3	2	1
		0.001660	0.26	0.2	+0.11-0.33	0.00123	1.1082	84.8	0.176	0.00482			
884.01	Kepler-247 c	9.439452 ^{tt}	4.09	50.6	0.14	0.04882	3.6822	2992.4	2.896	110.18536	202.4	7	1
		0.000007	1.14	37.0	+0.15-0.14	0.00047	0.3521	19.0	0.017	0.00042			
884.02	Kepler-247 d	20.477912 ^{tt}	3.94	18.2	0.13	0.04703	6.7074	2781.1	3.068	111.66798	42.5	7	1
		0.000026	1.10	13.3	+0.26-0.13	0.00080	0.8936	27.6	0.034	0.00068			
884.03	Kepler-247 b	3.336160 ^{tt}	1.64	202.4	0.14	0.01960	3.2432	481.5	2.077	68.31290	43.4	7	1
		0.000007	0.46	148.1	+0.33-0.14	0.00059	0.6693	13.7	0.036	0.00118			
886.01	Kepler-54 b	8.010260 ^{tt}	2.07	20.6	0.79	0.03419	0.8361	1135.1	2.870	103.22823	37.7	7	1
		0.000030	0.12	3.5	+0.04-0.55	0.00160	1.2853	32.6	0.092	0.00206			

Table 3—Continued

KOI	Kepler ID	P days	R_p R_\oplus	S S_\oplus	b	R_p/R_\star	ρ_c g cm^{-3}	T_{dep} ppm	T_{dur} hours	T_0 BJD-2454900	S/N	fp	DynTest
886.02	Kepler-54 c	12.072389 ^{tt}	1.75	11.9	0.86	0.02896	0.2328	745.5	4.324	76.43325	22.0	7	2
		0.000100	0.12	2.0	+0.00-0.49	0.00169	0.8484	44.4	0.263	0.00623			
886.03	Kepler-54 d	20.995694 ^{tt}	1.53	5.7	0.23	0.02522	8.9900	742.5	2.698	85.31995	17.6	7	1
		0.000143	0.08	0.9	+0.15-0.23	0.00101	2.1406	52.2	0.112	0.00390			
892.01		10.371669	2.73	48.8	0.61	0.03302	1.8049	1205.7	3.048	105.61728	73.4	7	1
		0.000023	1.58	66.8	+0.06-0.42	0.00100	0.7619	21.9	0.044	0.00115			
892.02		3.969961	1.28	174.4	0.11	0.01550	23.6567	294.6	1.133	70.75690	17.8	2	1
		0.000022	0.74	238.9	+0.42-0.11	0.00100	6.0295	24.9	0.093	0.00360			
896.01	Kepler-248 c	16.239494	4.07	29.6	0.08	0.04490	2.3664	2501.4	4.030	108.56901	134.2	7	1
		0.000024	0.49	10.8	+0.30-0.08	0.00065	0.2910	23.2	0.036	0.00079			
896.02	Kepler-248 b	6.308205	3.02	102.9	0.38	0.03328	1.7375	1324.7	3.008	107.04657	106.8	7	1
		0.000010	0.36	37.6	+0.02-0.38	0.00059	0.3063	17.7	0.033	0.00089			
898.01	Kepler-83 b	9.770469	2.53	24.2	0.04	0.03897	5.8532	1965.6	2.507	108.71237	61.1	7	1
		0.000022	0.16	5.2	+0.38-0.04	0.00102	0.9527	40.8	0.047	0.00127			
898.02	Kepler-83 d	5.169796	1.94	56.7	0.37	0.02998	3.8311	1107.3	2.163	105.63100	44.5	7	1
		0.000016	0.13	12.0	+0.12-0.37	0.00108	1.0764	33.4	0.060	0.00170			
898.03	Kepler-83 c	20.090227	2.30	9.1	0.54	0.03541	2.3141	1459.8	3.703	80.97543	40.1	7	1
		0.000102	0.35	1.9	+0.38-0.33	0.00495	1.4600	48.0	0.103	0.00308			
899.01	Kepler-249 c	7.113702	1.51	10.0	0.79	0.02863	1.6038	807.6	2.219	107.32459	49.4	7	1
		0.000018	0.09	2.5	+0.05-0.56	0.00141	2.3729	21.1	0.056	0.00140			
899.02	Kepler-249 b	3.306539	1.09	27.5	0.26	0.02063	4.8596	494.5	1.767	67.37100	43.9	7	1
		0.000010	0.05	6.7	+0.18-0.26	0.00049	1.1446	16.2	0.052	0.00173			
899.03	Kepler-249 d	15.368459	1.57	3.6	0.90	0.02980	0.8253	746.0	2.697	80.38889	37.1	7	1
		0.000070	0.14	0.9	+0.03-0.45	0.00242	2.6474	28.6	0.069	0.00254			
904.01	Kepler-55 d	2.211099 ^{tt}	1.59	167.6	0.02	0.02347	4.5177	708.5	1.644	103.14912	45.9	7	1
		0.000004	0.09	30.1	+0.42-0.02	0.00072	0.8426	19.9	0.031	0.00091			
904.02	Kepler-55 b	27.953314 ^{tt}	2.16	5.6	0.32	0.03199	4.7004	1284.8	3.615	111.75691	19.2	7	1
		0.000176	0.12	1.0	+0.11-0.32	0.00103	1.1262	43.8	0.106	0.00309			
904.03	Kepler-55 c	42.142596 ^{tt}	2.07	3.3	0.07	0.03066	2.8248	1223.7	5.151	72.03223	21.4	7	1
		0.000268	0.11	0.6	+0.34-0.07	0.00093	0.5195	41.3	0.115	0.00360			
904.04	Kepler-55 e	4.617534 ^{tt}	1.55	61.2	0.72	0.02290	1.5408	537.3	2.132	68.04254	26.1	7	1
		0.000021	0.23	11.0	+0.02-0.56	0.00331	1.3759	24.7	0.063	0.00224			
904.05	Kepler-55 f	10.198545 ^{tt}	1.59	21.5	0.46	0.02358	6.4301	668.6	2.173	70.91714	22.7	7	1
		0.000045	0.10	3.8	+0.02-0.45	0.00099	2.1037	33.2	0.071	0.00265			

Table 3—Continued

KOI	Kepler ID	P days	R_p R_{\oplus}	S S_{\oplus}	b	R_p/R_*	ρ_c g cm^{-3}	T_{dep} ppm	T_{dur} hours	T_0 BJD-2454900	S/N	fp	DynTest
906.01	Kepler-250 c	7.156804 0.000022	2.28 1.31	86.4 117.8	0.05 +0.39-0.05	0.02592 0.00075	3.8412 0.7249	849.6 23.1	2.567 0.058	107.13628 0.00167	51.2	7	1
906.02	Kepler-250 d	17.648312 0.000081	2.18 1.25	25.5 34.8	0.02 +0.46-0.02	0.02481 0.00105	20.6191 5.1596	776.5 42.1	1.980 0.086	66.54500 0.00297	26.4	7	1
906.03	Kepler-250 b	4.148141 0.000046	1.13 0.68	178.4 243.5	0.75 +0.07-0.52	0.01288 0.00250	0.8121 1.2576	167.7 18.0	2.403 0.193	66.39095 0.00672	15.0	7	1
907.01	Kepler-251 c	16.514043 0.000054	2.77 0.49	44.4 18.8	0.20 +0.23-0.20	0.02849 0.00061	2.0648 0.4226	972.9 21.0	4.108 0.065	109.11632 0.00181	56.3	7	1
907.02	Kepler-251 d	30.133001 0.000161	2.77 0.49	20.0 8.4	0.30 +0.12-0.30	0.02848 0.00071	2.0257 0.4532	962.7 28.6	4.919 0.098	123.38322 0.00301	44.3	7	1
907.03	Kepler-251 b	4.790936 0.000037	1.33 0.24	235.3 99.7	0.25 +0.18-0.25	0.01368 0.00057	1.9403 0.5555	222.6 14.5	2.705 0.122	69.31148 0.00458	22.8	7	1
907.04	Kepler-251 e	99.640161 0.001074	2.77 0.49	4.1 1.7	0.23 +0.22-0.23	0.02856 0.00108	10.2085 2.6063	977.0 52.7	4.360 0.174	131.69312 0.00519	24.7	7	1
912.01	Kepler-252 c	10.848463 0.000015	2.15 0.13	13.2 3.5	0.17 +0.21-0.17	0.03586 0.00070	3.7048 0.5664	1657.0 19.2	2.976 0.029	104.80432 0.00081	116.1	7	1
912.02	Kepler-252 b	6.668391 0.000031	1.23 0.12	25.1 6.5	0.78 +0.00-0.55	0.02056 0.00151	2.0701 3.6098	400.8 19.8	1.978 0.081	70.43483 0.00271	29.4	7	1
918.01		39.642895 ^{tt} 0.000015	10.51 5.26	12.5 14.9	0.02 +0.08-0.02	0.11258 0.00015	1.6949 0.0206	15523.3 25.3	6.476 0.009	139.59834 0.00021	886.0	7	0
918.02		5.714893 ^{tt} 0.000053	1.32 0.66	167.2 198.8	0.12 +0.32-0.12	0.01410 0.00076	8.1612 2.2053	227.9 21.1	1.822 0.089	67.86816 0.00381	9.8	2	1
921.01	Kepler-253 c	10.281951 0.000032	2.65 1.11	51.4 51.7	0.49 +0.02-0.44	0.03093 0.00268	1.5015 0.4284	1111.3 24.2	3.517 0.062	108.33982 0.00164	58.7	7	1
921.02	Kepler-253 d	18.119869 0.000066	3.17 1.30	24.1 24.2	0.65 +0.08-0.48	0.03690 0.00136	1.0085 0.6271	1468.3 30.3	4.290 0.080	115.61620 0.00195	73.5	7	1
921.03	Kepler-253 b	3.783986 0.000017	1.63 0.67	192.2 193.4	0.27 +0.19-0.27	0.01898 0.00070	4.2265 1.1766	437.2 21.5	1.932 0.077	66.28036 0.00278	28.7	7	1
934.01	Kepler-254 b	5.826662 0.000010	3.87 1.85	227.8 255.8	0.74 +0.08-0.51	0.03894 0.00223	0.7020 0.5882	1554.0 23.0	3.032 0.049	106.01039 0.00101	86.7	7	1
934.02	Kepler-254 c	12.412183 0.000082	2.15 1.03	84.6 95.0	0.05 +0.40-0.05	0.02168 0.00078	2.9301 0.6665	560.3 29.4	3.362 0.122	75.53938 0.00389	25.6	7	1
934.03	Kepler-254 d	18.746477 0.000121	2.50 1.19	48.3 54.2	0.15 +0.31-0.15	0.02521 0.00083	2.6558 0.6120	754.7 34.4	3.961 0.133	80.12909 0.00384	27.8	7	1

Table 3—Continued

KOI	Kepler ID	P days	R_p R_\oplus	S S_\oplus	b	R_p/R_\star	ρ_c g cm^{-3}	T_{dep} ppm	T_{dur} hours	T_0 BJD-2454900	S/N	fp	DynTest
935.01	Kepler-31 b	20.860674	6.35	89.9	0.82	0.04457	0.2666	1903.9	5.616	113.01073	110.2	7	1
		0.000048	1.49	52.3	+0.01-0.34	0.00193	0.2938	22.3	0.168	0.00118			
935.02	Kepler-31 c	42.632728	5.65	34.8	0.67	0.03961	0.6778	1664.4	6.455	74.18497	75.5	7	1
		0.000162	1.32	20.2	+0.07-0.47	0.00119	0.4118	28.4	0.126	0.00209			
935.03	Kepler-31 d	87.648901	4.56	13.3	0.57	0.03198	0.6890	1126.7	8.795	67.93828	46.4	7	1
		0.000801	1.11	7.8	+0.01-0.46	0.00247	0.4901	35.5	0.165	0.00468			
935.04		9.617264	1.57	255.5	0.03	0.01102	1.1646	141.2	4.160	75.47342	12.7	2	1
		0.000230	0.38	148.6	+0.40-0.03	0.00076	0.5171	17.7	0.387	0.01499			
936.01		9.467826	2.43	7.3	0.63	0.04507	2.9314	2208.0	2.500	111.41550	129.1	7	1
		0.000009	0.12	1.8	+0.11-0.42	0.00169	1.8353	22.0	0.046	0.00054			
936.02		0.893044	1.35	159.0	0.00	0.02512	6.4688	737.9	1.083	67.53976	102.7	7	1
		0.000001	0.05	37.8	+0.37-0.00	0.00034	0.9233	11.5	0.020	0.00048			
938.01	Kepler-255 c	9.946047	2.99	88.8	0.33	0.02939	2.0151	1030.8	3.380	104.70016	54.7	7	1
		0.000035	1.18	85.3	+0.15-0.30	0.00069	0.4384	24.1	0.066	0.00210			
938.02		1.045619	1.38	1878.7	0.14	0.01351	1.8670	221.5	1.697	66.92104	27.5	7	1
		0.000005	0.55	1805.5	+0.29-0.14	0.00051	0.4354	12.8	0.088	0.00287			
938.03	Kepler-255 b	5.714606	1.55	189.3	0.01	0.01522	4.5062	282.6	2.238	65.64035	17.1	7	1
		0.000052	0.62	181.9	+0.45-0.01	0.00083	1.5635	24.6	0.158	0.00600			
939.01	Kepler-256 c	3.388020	2.15	710.3	0.16	0.01517	1.5967	279.9	2.628	103.53221	33.5	7	1
		0.000016	0.53	406.1	+0.30-0.16	0.00048	0.3910	11.4	0.085	0.00252			
939.02	Kepler-256 d	5.839172	2.48	351.1	0.84	0.01744	0.3167	284.3	3.134	65.08845	26.4	7	1
		0.000031	0.63	200.7	+0.02-0.58	0.00132	0.7141	13.2	0.104	0.00318			
939.03	Kepler-256 b	1.620493	1.59	1973.0	0.07	0.01116	1.2667	151.2	2.241	65.06776	24.1	7	1
		0.000009	0.39	1127.9	+0.38-0.07	0.00045	0.3744	9.2	0.118	0.00339			
939.04	Kepler-256 e	10.681572	2.35	156.1	0.04	0.01652	2.1272	331.1	3.542	64.55493	24.7	7	1
		0.000066	0.58	89.2	+0.41-0.04	0.00059	0.4588	16.4	0.110	0.00381			
941.01	Kepler-257 c	6.581484	5.41	159.1	0.76	0.04778	0.5943	2268.2	3.289	107.78643	143.8	7	2
		0.000008	2.72	191.1	+0.01-0.55	0.00242	0.6108	21.1	0.048	0.00063			
941.02	Kepler-257 b	2.382667	2.61	599.4	0.09	0.02304	3.5936	667.2	1.812	103.66330	55.7	7	1
		0.000006	1.31	720.0	+0.36-0.09	0.00064	0.7435	17.8	0.044	0.00125			
941.03	Kepler-257 d	24.664551	4.95	27.1	0.13	0.04372	12.3430	2400.0	2.655	122.02052	84.6	7	2
		0.000051	2.48	32.5	+0.33-0.13	0.00113	2.3221	45.8	0.066	0.00102			
945.01		25.847511	2.47	49.7	0.55	0.02137	0.5891	512.2	6.181	121.87487	31.2	2	1
		0.000223	1.05	49.7	+0.00-0.50	0.00067	0.2374	22.5	0.153	0.00475			

Table 3—Continued

KOI	Kepler ID	P days	R_p R_\oplus	S S_\oplus	b	R_p/R_\star	ρ_c g cm^{-3}	T_{dep} ppm	T_{dur} hours	T_0 BJD-2454900	S/N	fp	DynTest
945.02		40.716029	2.82	27.2	0.08	0.02448	1.0098	711.8	7.132	79.36097	36.1	7	1
		0.000355	1.19	27.1	+0.35-0.08	0.00069	0.1755	28.5	0.155	0.00408			
951.01	Kepler-258 b	13.197220	4.06	42.1	0.11	0.04065	3.0941	2115.1	3.418	104.54424	109.8	7	2
		0.000019	2.71	66.7	+0.23-0.11	0.00057	0.3313	21.8	0.026	0.00075			
951.02	Kepler-258 c	33.653079	3.61	12.0	0.85	0.03617	0.8221	1146.7	4.126	80.79807	41.7	7	1
		0.000189	2.43	19.0	+0.03-0.59	0.00323	1.9463	34.1	0.099	0.00360			
952.01	Kepler-32 b	5.901263	2.10	29.5	0.08	0.03496	5.1619	1517.2	2.198	104.40735	63.3	7	1
		0.000012	0.09	5.1	+0.36-0.08	0.00080	0.9256	31.8	0.043	0.00105			
952.02	Kepler-32 c	8.752212	2.22	17.6	0.83	0.03704	1.2602	1263.1	2.406	103.63136	44.0	7	1
		0.000028	0.27	3.0	+0.00-0.58	0.00431	2.7021	39.6	0.070	0.00165			
952.03	Kepler-32 d	22.780815	2.39	4.9	0.12	0.03984	6.3385	1968.8	3.221	88.20236	49.1	7	1
		0.000073	0.11	0.8	+0.28-0.12	0.00089	1.0378	47.8	0.064	0.00179			
952.04	Kepler-32 e	2.896027	1.10	79.1	0.35	0.01839	4.2950	406.7	1.709	66.61191	22.7	7	1
		0.000015	0.07	13.6	+0.11-0.35	0.00084	1.5244	26.4	0.100	0.00286			
952.05	Kepler-32 f	0.742950	0.80	439.3	0.25	0.01339	4.2970	215.4	1.121	66.27552	18.8	6	1
		0.000004	0.06	75.4	+0.22-0.25	0.00080	2.1512	20.6	0.115	0.00300			
954.01	Kepler-259 b	8.115317	2.80	143.8	0.75	0.02856	0.9247	824.1	2.954	107.51955	63.6	7	1
		0.000022	1.37	164.2	+0.00-0.55	0.00227	0.9396	17.8	0.054	0.00159			
954.02	Kepler-259 c	36.924931	2.70	19.1	0.03	0.02755	3.2028	909.3	4.723	107.22336	40.1	7	1
		0.000181	1.31	21.8	+0.37-0.03	0.00064	0.5429	29.3	0.090	0.00267			
961.01	Kepler-42 b	1.213770	2.47	170.0	0.78	0.04459	24.0219	1527.0	0.525	103.48286	99.7	2	1
		0.000001	0.21	81.0	+0.07-0.01	0.00148	4.5373	18.5	0.017	0.00026			
961.02	Kepler-42 c	0.453290	2.73	680.2	0.92	0.04925	4.9123	1208.4	0.482	66.86906	142.3	2	1
		0.0000001	0.26	324.0	+0.01-0.15	0.00277	7.2690	14.7	0.034	0.00020			
961.03	Kepler-42 d	1.865107	2.45	95.6	0.95	0.04409	8.7055	925.5	0.536	66.79104	62.5	2	2
		0.000002	2.76	45.6	+0.16-0.03	0.04955	3.6082	21.8	0.044	0.00054			
966.01		0.379462	51.54	16486.8	1.22	0.28118	0.6748	1842.9	0.917	103.24768	121.4	0	0
		0.0000003	20.91	12984.5	+0.01-0.17	0.07542	0.0293	8.1	0.012	0.00007			
966.02		7.769308	8.26	285.4	0.19	0.04508	1.0457	-1382.8	6.717	6440.44385	6.1	-1	0
		0.000276	2.57	224.8	+0.17-0.19	0.00281	0.4498	905.2	1.484	0.04682			
986.01	Kepler-260 b	8.187399	2.01	89.8	0.46	0.02135	1.9014	529.1	3.027	193.86771	61.7	7	1
		0.000022	0.55	68.2	+0.08-0.39	0.00049	0.4959	12.4	0.050	0.00136			
986.02	Kepler-260 c	76.050178	1.74	4.6	0.66	0.01849	0.9406	369.4	6.826	94.71209	21.8	7	1
		0.001026	0.54	3.5	+0.05-0.49	0.00287	0.9464	23.0	0.219	0.00705			

Table 3—Continued

KOI	Kepler ID	P days	R_p R_{\oplus}	S S_{\oplus}	b	R_p/R_{\star}	ρ_c g cm^{-3}	T_{dep} ppm	T_{dur} hours	T_0 BJD-2454900	S/N	fp	DynTest
988.01	Kepler-261 b	10.381227 0.000016	2.18 0.14	49.2 10.1	0.16 +0.22-0.16	0.02510 0.00043	4.3237 0.5996	777.5 10.7	2.759 0.028	201.02361 0.00075	114.1	7	1
988.02	Kepler-261 c	24.570858 0.000069	2.00 0.14	15.7 3.2	0.19 +0.24-0.19	0.02305 0.00059	9.9776 1.9795	653.1 16.5	2.761 0.052	68.87408 0.00159	67.4	7	1
989.01		81.216312 ^{tt} 0.000243	12.61 17.13	5.3 6.3	0.97 +0.35-0.07	0.13036 0.16438	2.0675 0.5869	7966.8 266.1	4.029 0.107	117.27216 0.00136	1.5	-1	0
989.02		0.817026 ^{tt} 0.000001	3.39 1.72	2437.2 2919.0	0.54 +0.03-0.43	0.03508 0.00191	0.4766 0.2143	1367.3 17.1	2.247 0.027	65.83564 0.00052	157.4	1	1
989.03		16.159276 0.000119	14.84 15.69	45.1 54.0	1.10 +0.19-0.15	0.15346 0.14248	0.0272 0.0052	1694.8 59.2	6.180 0.206	75.98028 0.00377	54.5	2	0
993.01	Kepler-262 c	21.853722 0.000187	1.64 0.68	35.0 34.5	0.07 +0.39-0.07	0.01702 0.00070	4.5347 1.1923	350.7 20.7	3.490 0.154	77.31467 0.00506	24.1	7	1
993.02	Kepler-262 b	13.060855 0.000164	1.36 0.59	69.3 68.3	0.76 +0.01-0.56	0.01417 0.00189	0.9620 1.6533	202.2 17.7	3.278 0.241	70.63086 0.00866	19.6	7	1
999.01	Kepler-263 b	16.568087 0.000065	2.67 1.45	29.4 38.1	0.08 +0.37-0.08	0.03112 0.00084	2.1352 0.4354	1197.2 33.6	4.143 0.073	79.15154 0.00238	47.1	7	1
999.02	Kepler-263 c	47.332773 0.000456	2.47 1.35	7.2 9.4	0.06 +0.41-0.06	0.02877 0.00136	14.9682 5.2235	1014.6 68.5	3.069 0.187	84.40950 0.00572	19.3	7	1
1001.01	Kepler-264 b	40.806231 0.000538	3.33 0.74	49.9 23.6	0.93 +0.01-0.64	0.01970 0.00181	0.0087 0.0638	310.2 8.0	14.253 0.337	88.71209 0.00790	60.7	7	1
1001.02	Kepler-264 c	140.101261 0.003678	2.83 0.58	9.7 4.6	0.44 +0.11-0.37	0.01672 0.00044	0.1589 0.0386	320.3 11.3	17.933 0.291	149.22078 0.01187	23.2	7	1
1015.01		9.428869 0.000187	2.95 1.29	253.3 267.8	0.28 +0.17-0.28	0.02265 0.00127	0.8550 0.2752	605.3 54.8	4.459 0.279	73.10574 0.01061	53.5	2	1
1015.02		4.088790 0.000043	1.46 0.64	767.5 811.3	0.18 +0.26-0.18	0.01125 0.00054	0.8970 0.2359	184.8 11.6	3.363 0.173	68.75673 0.00527	19.4	2	1
1050.01		1.269088 0.000001	1.38 0.09	779.6 157.4	0.03 +0.43-0.03	0.01641 0.00042	3.6851 0.6929	336.7 5.7	1.455 0.023	66.34312 0.00067	90.3	7	1
1050.02		2.853145 0.000006	1.26 0.09	251.1 50.7	0.29 +0.15-0.29	0.01495 0.00045	7.7762 1.9594	271.2 8.6	1.420 0.043	66.79566 0.00130	49.5	7	1
1052.01	Kepler-265 c	17.028937 0.000136	2.63 0.55	78.3 39.0	0.34 +0.10-0.34	0.02186 0.00063	1.2189 0.3088	556.0 22.8	4.732 0.133	76.33642 0.00479	33.3	7	1
1052.02	Kepler-265 b	6.846262 0.000063	1.86 0.45	265.1 132.2	0.64 +0.02-0.49	0.01547 0.00197	0.6092 0.5596	256.8 17.2	3.590 0.156	65.17037 0.00564	19.8	7	1

Table 3—Continued

KOI	Kepler ID	P days	R_p R_\oplus	S S_\oplus	b	R_p/R_\star	ρ_c g cm^{-3}	T_{dep} ppm	T_{dur} hours	T_0 BJD-2454900	S/N	fp	DynTest
1052.03	Kepler-265 e	67.831024	2.59	12.4	0.02	0.02150	1.7277	547.5	7.066	58.89695	18.4	7	1
		0.001396	0.55	6.2	+0.42-0.02	0.00097	0.4207	40.0	0.289	0.01335			
1052.04	Kepler-265 d	43.130617	2.49	22.7	0.69	0.02072	5.3359	454.0	3.066	99.27537	13.4	6	1
		0.000658	0.54	11.3	+0.08-0.49	0.00134	6.2494	48.6	0.265	0.00980			
1060.01		12.109808	2.57	252.7	0.42	0.01529	0.4475	265.5	5.651	73.20908	37.5	7	1
		0.000085	0.69	168.4	+0.45-0.23	0.00041	0.1095	10.3	0.121	0.00403			
1060.02		4.757867	1.78	888.4	0.06	0.01059	0.5380	135.1	4.257	70.71303	25.2	2	1
		0.000052	0.48	592.2	+0.40-0.06	0.00042	0.1484	7.4	0.244	0.00760			
1060.03		20.496550	2.07	125.5	0.20	0.01233	0.5976	177.3	6.564	80.45557	20.8	2	1
		0.000320	0.56	83.7	+0.27-0.20	0.00055	0.1417	12.3	0.205	0.00959			
1060.04		8.193459	1.85	424.6	0.67	0.01102	0.1959	130.1	5.397	71.98204	19.5	2	1
		0.000101	0.50	283.1	+0.07-0.48	0.00046	0.2224	8.8	0.240	0.00803			
1069.01		8.704172	3.93	148.4	0.65	0.03168	1.4732	1085.6	2.962	290.55997	80.2	2	1
		0.000021	1.85	174.9	+0.05-0.46	0.00099	1.1586	19.2	0.050	0.00119			
1069.02		2.466975	1.92	814.6	0.14	0.01548	5.7237	287.5	1.548	287.92963	30.2	7	1
		0.000012	0.91	960.1	+0.34-0.14	0.00061	1.6332	15.3	0.076	0.00222			
1070.01	Kepler-266 b	6.618330	2.48	225.0	0.36	0.02208	0.9557	572.4	3.717	293.36960	33.8	7	1
		0.000048	1.20	267.7	+0.07-0.36	0.00066	0.2354	22.7	0.093	0.00323			
1070.02	Kepler-266 c	107.723601	3.89	5.4	0.32	0.03469	1.6351	1429.9	8.080	287.18347	31.6	7	1
		0.001643	1.89	6.4	+0.14-0.32	0.00110	0.4106	58.3	0.223	0.00744			
1070.03		92.756687	1.91	6.7	0.09	0.01701	2.9227	355.0	6.529	300.65872	6.9	-1	1
		0.022717	0.95	7.9	+0.39-0.09	0.00181	3.4141	61.1	1.550	0.05152			
1078.01	Kepler-267 b	3.353728	1.98	66.2	0.22	0.03271	8.7317	1304.9	1.494	67.86887	55.7	7	1
		0.000007	0.09	11.2	+0.26-0.22	0.00094	2.0147	36.3	0.043	0.00112			
1078.02	Kepler-267 c	6.877450	2.13	25.2	0.19	0.03518	24.9184	1512.9	1.350	65.08303	45.7	7	1
		0.000016	0.11	4.3	+0.43-0.00	0.00133	4.4122	52.9	0.042	0.00123			
1078.03	Kepler-267 d	28.464515	2.27	3.8	0.48	0.03745	9.0554	1638.4	2.742	91.04035	32.1	7	1
		0.000180	0.12	0.6	+0.10-0.39	0.00130	2.9630	68.7	0.098	0.00334			
1089.01		86.678691	9.72	9.3	0.44	0.08387	0.6670	8017.6	10.195	108.59541	313.3	7	0
		0.000106	5.17	11.6	+0.04-0.09	0.00057	0.0701	32.9	0.063	0.00065			
1089.02		12.218279	4.84	126.1	0.72	0.04176	2.4091	1805.1	2.646	73.32023	99.5	7	2
		0.000018	2.58	156.1	+0.10-0.49	0.00179	2.3449	25.8	0.069	0.00083			
1102.01	Kepler-24 c	12.333360	3.97	169.5	0.97	0.02821	0.0177	517.4	6.102	70.58878	37.0	7	2
		0.000119	5.27	103.7	+0.10-0.04	0.03687	0.0258	24.4	0.324	0.00540			

Table 3—Continued

KOI	Kepler ID	P days	R_p R_\oplus	S S_\oplus	b	R_p/R_\star	ρ_c g cm^{-3}	T_{dep} ppm	T_{dur} hours	T_0 BJD-2454900	S/N	fp	DynTest
1102.02	Kepler-24 b	8.145207 0.000059	3.43 0.85	295.6 180.8	0.94 +0.02-0.65	0.02440 0.00243	0.0601 0.4814	456.0 16.3	4.389 0.116	73.56330 0.00425	38.3	7	1
1102.03	Kepler-24 e	18.998355 0.000157	2.78 0.64	94.4 57.7	0.10 +0.34-0.10	0.01972 0.00078	6.4393 1.6883	461.9 31.2	2.963 0.248	77.74357 0.00555	22.9	7	1
1102.04	Kepler-24 d	4.244384 0.000053	1.67 0.39	691.3 422.9	0.29 +0.18-0.29	0.01184 0.00061	1.2817 0.4460	166.0 14.5	2.945 0.214	70.06411 0.00680	20.2	7	1
1113.01	Kepler-268 b	25.934138 0.000142	2.55 0.47	61.3 26.8	0.07 +0.31-0.07	0.01836 0.00042	2.4023 0.4315	398.0 12.6	4.571 0.090	82.76209 0.00339	41.5	7	1
1113.02	Kepler-268 c	83.446393 0.000761	3.38 0.69	13.0 5.7	0.91 +0.02-0.64	0.02432 0.00213	0.2022 0.9587	494.4 17.1	7.219 0.110	91.68510 0.00592	36.1	7	1
1119.01		7.244797 0.000031	0.79 0.03	165.0 0.0	0.42 +0.05-0.42	0.00721 0.00025	3.0682 1.0223	61.2 2.8	2.478 0.094	72.10378 0.00252	33.7	1	1
1119.02		13.554768 0.000119	0.74 0.04	71.5 0.0	0.29 +0.16-0.29	0.00676 0.00034	7.6332 3.5278	54.6 4.5	2.374 0.198	72.82162 0.00652	22.1	0	1
1127.01	Kepler-269 b	5.326718 0.000035	2.47 1.15	258.5 287.0	0.62 +0.03-0.49	0.02359 0.00293	0.6264 0.3720	607.7 22.6	3.387 0.111	290.12204 0.00329	36.7	7	1
1127.02	Kepler-269 c	8.127899 0.000149	1.69 0.80	146.6 162.8	0.61 +0.34-0.40	0.01618 0.00237	0.6196 0.3436	285.0 25.3	3.899 0.254	291.68805 0.00938	16.6	7	1
1127.03		2.836635 0.000059	1.34 0.63	601.3 667.5	0.71 +0.23-0.47	0.01284 0.00198	0.3428 0.4736	166.5 20.7	3.019 0.359	286.80722 0.00766	12.5	2	1
1134.01		200.608105 0.001327	34.39 31.31	0.9 1.4	1.21 +0.38-0.19	0.40181 0.26014	0.7336 0.1159	18400.3 370.4	9.292 0.199	210.05792 0.00311	228.8	0	1
1134.02		200.612939 0.003330	45.61 39.08	0.9 1.4	1.42 +0.27-0.40	0.53284 0.30331	0.3635 0.0791	7920.3 397.4	9.445 0.446	389.83969 0.00599	1.0	-1	1
1148.01	Kepler-270 b	11.476094 0.000071	2.01 0.40	226.1 103.5	0.14 +0.30-0.14	0.01262 0.00040	0.8490 0.1833	185.8 8.9	4.865 0.118	68.39510 0.00368	29.3	7	1
1148.02	Kepler-270 c	25.262887 0.000599	1.77 0.37	79.9 36.6	0.10 +0.35-0.10	0.01109 0.00093	4.2892 2.1000	148.7 22.8	3.698 1.249	67.21176 0.01785	14.0	7	1
1151.01	Kepler-271 b	5.217738 0.000043	0.89 0.16	205.8 89.4	0.10 +0.34-0.10	0.00922 0.00033	1.1516 0.2709	100.9 5.5	3.387 0.126	67.81950 0.00465	39.2	7	1
1151.02	Kepler-271 c	7.410935 0.000049	1.00 0.18	128.0 55.6	0.20 +0.25-0.20	0.01045 0.00037	1.5292 0.3832	130.9 6.3	3.413 0.104	68.74764 0.00404	29.7	7	1
1161.01	Kepler-272 c	6.057342 0.000037	1.79 0.96	163.4 208.1	0.03 +0.40-0.03	0.01766 0.00055	1.0694 0.2168	389.6 14.2	3.695 0.093	68.92549 0.00309	37.3	7	1

Table 3—Continued

KOI	Kepler ID	P days	R_p R_{\oplus}	S S_{\oplus}	b	R_p/R_{\star}	ρ_c g cm^{-3}	T_{dep} ppm	T_{dur} hours	T_0 BJD-2454900	S/N	fp	DynTest
1161.02	Kepler-272 d	10.937304	2.25	73.4	0.89	0.02222	0.4184	416.2	3.084	69.98503	26.3	7	1
		0.000073	1.22	93.5	+0.00-0.62	0.00189	1.7040	22.7	0.094	0.00372			
1161.03	Kepler-272 b	2.971353	1.43	421.1	0.04	0.01413	1.4131	246.4	2.648	67.38675	28.0	7	1
		0.000017	0.77	536.4	+0.43-0.04	0.00059	0.3512	12.3	0.090	0.00305			
1163.01	Kepler-273 b	2.936532	1.50	435.0	0.04	0.01685	5.2599	340.8	1.704	68.71482	38.9	7	1
		0.000009	0.86	581.1	+0.43-0.04	0.00055	1.2914	13.1	0.055	0.00188			
1163.02	Kepler-273 c	8.014927	1.98	111.8	0.94	0.02227	0.1177	378.8	3.379	67.83202	32.5	7	1
		0.000052	1.15	149.3	+0.00-0.66	0.00255	1.0352	15.6	0.078	0.00375			
1175.01		31.595187	2.50	87.1	0.26	0.01127	0.0903	152.0	14.038	75.95774	23.4	2	1
		0.000914	0.77	63.3	+0.17-0.26	0.00041	0.0197	7.8	0.345	0.01050			
1175.02		17.157093	2.55	195.1	0.86	0.01149	0.0149	121.0	11.472	66.69188	24.8	7	1
		0.000270	0.81	141.8	+0.04-0.58	0.00087	0.0410	6.8	0.232	0.00828			
1194.01		8.707925	1.81	27.6	0.28	0.02726	4.4331	888.3	2.520	296.05685	32.9	2	1
		0.000049	0.26	14.0	+0.19-0.28	0.00089	1.2239	36.8	0.095	0.00233			
1194.02		14.862496	1.36	13.4	0.17	0.02046	6.0820	505.7	2.759	287.56522	14.9	2	1
		0.000226	0.20	6.8	+0.28-0.17	0.00118	1.9113	46.3	0.225	0.00682			
1194.03		4.176376	1.13	71.8	0.06	0.01701	3.1111	350.7	2.282	285.99387	16.8	2	1
		0.000032	0.17	36.4	+0.39-0.06	0.00083	0.9337	26.8	0.125	0.00359			
1196.01		3.982152	2.22	477.7	0.82	0.02017	0.6961	392.9	2.245	68.52847	32.8	1	1
		0.000018	1.22	598.5	+0.04-0.57	0.00217	1.3912	18.7	0.103	0.00311			
1196.02	Kepler-274 b	11.634788	1.54	117.1	0.20	0.01405	0.5680	239.0	5.541	73.49696	19.2	7	1
		0.000134	0.84	146.7	+0.23-0.20	0.00138	0.1672	17.2	0.171	0.00720			
1196.03	Kepler-274 c	33.197861	1.84	28.7	0.14	0.01672	3.0465	332.1	4.544	75.10044	14.2	7	1
		0.000894	1.00	36.0	+0.32-0.14	0.00119	2.1741	43.4	0.623	0.01769			
1198.01	Kepler-275 c	16.088134	3.38	141.9	0.06	0.02239	0.7077	587.1	5.888	72.49745	33.3	7	1
		0.000164	0.64	62.5	+0.39-0.06	0.00061	0.1525	22.8	0.153	0.00519			
1198.02	Kepler-275 b	10.300682	2.34	257.5	0.57	0.01548	0.4278	266.3	4.967	75.73999	15.8	7	1
		0.000254	0.45	113.5	+0.02-0.48	0.00071	0.2110	20.7	0.270	0.01185			
1198.03	Kepler-275 d	35.676062	3.33	49.3	0.73	0.02208	0.2501	502.7	7.634	78.00066	20.1	7	1
		0.000641	0.74	21.8	+0.01-0.54	0.00269	0.3285	31.4	0.321	0.01103			
1198.04		1.008641	1.08	5607.2	0.06	0.00714	2.1979	57.3	1.589	65.11885	3.8	-1	1
		1.534456	0.79	2471.9	+0.69-0.06	0.00505	8.1463	29.1	0.411	274.68494			
1203.01	Kepler-276 c	31.884362	3.40	32.4	0.71	0.02977	0.7491	929.5	5.315	93.20451	32.8	7	1
		0.000323	1.70	35.4	+0.25-0.48	0.00553	0.6641	44.9	0.203	0.00533			

Table 3—Continued

KOI	Kepler ID	P days	R_p R_{\oplus}	S S_{\oplus}	b	R_p/R_*	ρ_c g cm^{-3}	T_{dep} ppm	T_{dur} hours	T_0 BJD-2454900	S/N	fp	DynTest
1203.02	Kepler-276 b	14.128410 0.000111	2.87 1.35	96.1 105.0	0.85 +0.02-0.59	0.02516 0.00215	0.4418 1.1309	586.6 33.8	3.733 0.143	75.89515 0.00418	22.4	7	1
1203.03	Kepler-276 d	48.648869 0.000877	2.81 1.32	18.4 20.1	0.01 +0.43-0.01	0.02464 0.00167	14.4143 5.2282	718.9 83.6	3.128 0.579	105.13580 0.00919	13.3	7	1
1215.01	Kepler-277 b	17.324055 0.000129	2.49 0.49	135.6 64.2	0.72 +0.01-0.53	0.01536 0.00061	0.1039 0.0859	243.1 6.7	8.004 0.125	75.10140 0.00428	52.3	7	1
1215.02	Kepler-277 c	33.006496 0.000235	2.34 0.45	57.2 27.1	0.19 +0.24-0.19	0.01447 0.00041	0.7117 0.1440	249.3 9.1	7.292 0.145	78.38846 0.00469	39.0	7	1
1221.01	Kepler-278 b	30.160546 ^{tt} 0.000311	4.07 0.16	111.6 11.8	0.37 +0.09-0.37	0.01269 0.00040	0.5065 0.1422	195.1 6.8	7.508 0.152	71.51248 0.00644	36.4	5	1
1221.02	Kepler-278 c	51.078775 ^{tt} 0.000890	3.59 0.43	55.3 5.8	0.76 +0.04-0.53	0.01121 0.00133	0.0871 0.1048	126.1 7.1	11.315 0.281	85.34892 0.00953	20.9	5	1
1231.01		22.342970 0.000051	3.33 0.34	5.1 2.0	0.16 +0.17-0.16	0.05683 0.00076	0.6787 0.0683	4165.5 41.6	6.821 0.055	88.08434 0.00151	123.1	1	1
1231.02		10.423534 0.000127	1.13 0.13	14.2 5.6	0.27 +0.19-0.27	0.01924 0.00104	0.5831 0.1732	556.5 33.1	5.234 0.242	71.01889 0.00853	19.9	1	1
1236.01	Kepler-279 c	35.740844 ^{tt} 0.000182	5.34 0.99	85.3 45.5	0.79 +0.08-0.54	0.02801 0.00115	0.1575 0.2345	772.4 13.6	8.109 0.166	84.06380 0.00261	70.3	7	1
1236.02	Kepler-279 b	12.309681 ^{tt} 0.000051	3.62 0.71	356.5 190.0	0.69 +0.02-0.49	0.01898 0.00150	0.2191 0.1605	381.9 9.1	5.868 0.080	70.68644 0.00246	53.8	7	1
1236.03	Kepler-279 d	54.399606 ^{tt} 0.000457	4.96 0.97	48.7 25.9	0.92 +0.00-0.65	0.02602 0.00193	0.0779 0.4891	564.1 16.4	8.185 0.246	81.87848 0.00469	30.9	7	1
1239.01		0.783281 0.000002	1.62 0.66	4770.5 4855.6	0.12 +0.29-0.12	0.01409 0.00035	1.6494 0.3131	238.8 7.5	1.620 0.043	288.94882 0.00138	48.5	2	1
1239.02		3.174067 0.000019	1.65 0.68	712.1 724.8	0.21 +0.23-0.21	0.01438 0.00047	2.1749 0.4875	246.9 11.2	2.295 0.072	290.05579 0.00287	29.8	2	1
1240.01	Kepler-280 b	2.139542 0.000006	1.45 0.70	746.8 851.7	0.33 +0.12-0.33	0.01503 0.00038	1.9650 0.4551	263.7 7.6	2.020 0.048	66.65260 0.00150	53.3	7	1
1240.02	Kepler-280 c	4.807091 0.000009	2.01 0.97	243.9 278.1	0.68 +0.16-0.01	0.02078 0.00105	24.3506 6.1293	442.0 20.6	0.901 0.076	67.64249 0.00104	40.7	7	1
1241.01	Kepler-56 c	21.405839 0.000180	9.38 0.70	318.9 48.3	0.83 +0.00-0.57	0.02032 0.00134	0.0325 0.0569	379.1 8.5	10.535 0.136	80.08227 0.00568	49.2	7	1
1241.02	Kepler-56 b	10.501883 0.000190	5.27 0.25	828.3 125.4	0.13 +0.29-0.13	0.01141 0.00035	0.0509 0.0102	162.1 6.3	12.112 0.340	68.58893 0.01094	39.3	7	1

Table 3—Continued

KOI	Kepler ID	P days	R_p R_\oplus	S S_\oplus	b	R_p/R_\star	ρ_c g cm^{-3}	T_{dep} ppm	T_{dur} hours	T_0 BJD-2454900	S/N	fp	DynTest
1258.01	Kepler-281 c	36.337373	5.31	16.8	0.77	0.05413	0.3580	2912.6	6.809	93.40092	98.1	7	2
		0.000111	2.06	15.8	+0.09-0.37	0.00238	0.4166	41.0	0.220	0.00175			
1258.02	Kepler-281 b	14.646008	2.82	56.7	0.92	0.02874	0.0492	671.9	6.293	69.51691	34.2	7	1
		0.000139	1.12	53.2	+0.00-0.66	0.00251	0.2878	28.7	0.125	0.00588			
1261.01		133.461546	7.60	4.8	0.28	0.06517	0.8049	4995.8	11.479	149.03955	180.6	7	0
		0.000333	3.33	5.0	+0.12-0.21	0.00052	0.0782	34.2	0.076	0.00145			
1261.02		15.194303	2.03	86.9	0.21	0.01743	4.6118	359.5	3.016	75.73615	22.8	7	1
		0.000111	0.89	90.3	+0.21-0.21	0.00074	1.1785	24.6	0.137	0.00476			
1270.01	Kepler-57 b	5.729329 ^{tt}	2.45	119.7	0.62	0.02900	22.4559	899.1	1.056	71.55826	61.0	7	1
		0.000007	0.80	98.3	+0.14-0.04	0.00108	5.4055	21.2	0.030	0.00077			
1270.02	Kepler-57 c	11.609074 ^{tt}	1.85	46.8	0.04	0.02190	20.2196	589.0	1.728	66.99407	31.3	7	1
		0.000031	0.60	38.4	+0.42-0.04	0.00067	4.1166	20.5	0.049	0.00162			
1276.01		22.790147	2.22	27.6	0.65	0.02369	0.7218	606.3	5.095	71.68459	45.9	2	1
		0.000115	0.83	24.5	+0.01-0.52	0.00217	0.4248	17.2	0.108	0.00283			
1276.02		13.260825	1.20	56.5	0.40	0.01276	1.1617	192.4	4.265	72.09444	18.1	2	1
		0.000184	0.44	50.1	+0.05-0.40	0.00060	0.3855	14.2	0.208	0.00774			
1278.01	Kepler-282 d	24.805787	2.28	28.9	0.10	0.02312	0.9645	631.8	6.121	78.07291	39.8	7	1
		0.000152	0.54	17.1	+0.32-0.10	0.00054	0.1643	20.1	0.101	0.00304			
1278.02	Kepler-282 e	44.346937	2.57	13.3	0.09	0.02605	1.4938	803.6	6.440	94.31946	41.8	7	1
		0.000309	0.61	7.9	+0.37-0.09	0.00066	0.3214	24.7	0.131	0.00359			
1278.03	Kepler-282 b	9.220524	1.01	107.1	0.02	0.01028	0.7054	124.9	4.847	71.05444	11.7	7	1
		0.000341	0.25	63.8	+0.40-0.02	0.00068	0.2327	14.6	0.393	0.02523			
1278.04	Kepler-282 c	13.638723	1.20	64.1	0.07	0.01217	0.6849	174.3	5.573	74.77809	14.4	7	1
		0.000491	0.29	38.1	+0.38-0.07	0.00066	0.1829	16.2	0.331	0.02213			
1279.01		14.374495	2.01	88.9	0.06	0.01681	1.1627	340.6	4.779	71.20434	58.9	7	1
		0.000056	0.38	40.2	+0.37-0.06	0.00036	0.2020	7.7	0.065	0.00235			
1279.02		9.651999	1.12	151.0	0.26	0.00934	0.9303	103.2	4.331	65.15501	18.9	2	1
		0.000110	0.22	68.2	+0.23-0.26	0.00047	0.2712	6.9	0.169	0.00604			
1298.01	Kepler-283 b	11.008151	2.13	15.3	0.51	0.03441	7.4231	1387.1	2.087	76.22626	51.3	7	1
		0.000029	0.26	2.7	+0.38-0.31	0.00396	2.5135	42.2	0.067	0.00142			
1298.02	Kepler-283 c	92.743711	1.82	0.9	0.44	0.02940	2.5661	1052.0	6.279	106.31145	20.3	7	1
		0.001413	0.12	0.2	+0.04-0.42	0.00150	0.9283	70.3	0.357	0.00730			
1301.01	Kepler-284 b	12.699149	2.24	54.5	0.24	0.02516	4.7221	765.9	2.819	117.98515	29.1	7	1
		0.000071	0.98	57.3	+0.21-0.24	0.00090	1.1445	36.0	0.099	0.00361			

Table 3—Continued

KOI	Kepler ID	P days	R_p R_\oplus	S S_\oplus	b	R_p/R_\star	ρ_c g cm^{-3}	T_{dep} ppm	T_{dur} hours	T_0 BJD-2454900	S/N	fp	DynTest
1301.02	Kepler-284 c	37.514456	2.61	13.0	0.62	0.02942	1.1312	944.4	5.352	122.30068	29.8	7	1
		0.000350	1.18	13.6	+0.27-0.40	0.00348	0.8866	42.3	0.150	0.00575			
1305.01	Kepler-285 b	2.633867	1.34	386.5	0.09	0.01522	2.6376	283.9	2.061	67.56281	29.9	7	1
		0.000012	0.58	403.5	+0.36-0.09	0.00053	0.6414	13.6	0.084	0.00251			
1305.02	Kepler-285 c	6.186676	1.12	122.3	0.08	0.01275	2.1884	198.7	2.908	69.63351	16.6	7	1
		0.000059	0.49	127.7	+0.38-0.08	0.00065	0.6779	16.4	0.198	0.00507			
1306.01	Kepler-286 b	1.796302	1.24	886.4	0.06	0.01319	2.0600	204.3	1.974	66.33057	24.2	7	1
		0.000009	0.25	430.6	+0.40-0.06	0.00055	0.5692	12.7	0.095	0.00307			
1306.02	Kepler-286 c	3.468095	1.37	366.3	0.20	0.01453	2.3673	250.1	2.305	69.00318	22.2	7	1
		0.000023	0.27	177.9	+0.24-0.20	0.00060	0.6659	16.0	0.115	0.00392			
1306.03	Kepler-286 d	5.914323	1.33	173.7	0.06	0.01413	2.7719	236.9	2.655	66.48698	17.0	7	1
		0.000054	0.27	84.3	+0.40-0.06	0.00068	0.8108	18.8	0.166	0.00524			
1306.04	Kepler-286 e	29.221289	1.77	20.9	0.64	0.01877	2.0350	379.3	3.930	72.33017	14.7	7	1
		0.000370	0.43	10.1	+0.30-0.42	0.00270	1.3197	32.3	0.216	0.00718			
1307.01	Kepler-287 c	44.851896	3.26	17.9	0.83	0.02897	1.8716	791.6	3.584	105.46300	40.3	7	1
		0.000247	1.49	19.2	+0.02-0.59	0.00190	3.7502	28.2	0.125	0.00325			
1307.02	Kepler-287 b	20.342199	2.33	51.5	0.24	0.02066	14.5855	505.6	2.257	70.69875	32.6	7	1
		0.000084	1.06	55.4	+0.25-0.24	0.00076	4.3308	24.9	0.102	0.00254			
1312.01		6.146993	1.65	366.6	0.38	0.01392	1.1707	225.0	3.335	68.07336	25.8	2	1
		0.000056	0.71	370.0	+0.08-0.38	0.00053	0.3473	13.6	0.153	0.00478			
1312.02		31.245504	3.96	41.9	0.98	0.03339	0.0028	651.8	15.265	72.70719	4.8	-1	1
		0.020183	1.85	42.3	+0.00-0.68	0.00629	0.1518	83.2	0.967	0.04637			
1316.01		7.649686	1.48	442.1	0.90	0.00803	0.0227	55.2	6.704	71.33360	30.7	5	1
		0.000072	0.31	199.7	+0.04-0.63	0.00068	0.0904	2.6	0.139	0.00592			
1316.02		12.375577	0.80	232.8	0.42	0.00435	1.1906	21.4	4.063	76.42323	6.1	-1	1
		0.002888	0.18	105.2	+0.03-0.42	0.00057	1.8213	5.5	0.833	0.03574			
1332.01	Kepler-288 c	19.305772	2.85	66.7	0.06	0.02389	2.3619	691.7	4.192	306.19055	38.0	7	1
		0.000135	1.36	77.8	+0.37-0.06	0.00066	0.4354	24.4	0.083	0.00328			
1332.02	Kepler-288 b	6.097326	1.67	309.3	0.21	0.01402	1.3900	236.7	3.306	287.06412	20.2	7	1
		0.000064	0.80	360.9	+0.22-0.21	0.00061	0.3639	16.1	0.148	0.00575			
1332.03	Kepler-288 d	56.633742	2.67	15.9	0.41	0.02244	1.7874	589.2	6.039	68.55296	24.1	7	1
		0.000908	1.27	18.5	+0.05-0.39	0.00087	0.5573	35.5	0.241	0.01046			
1336.01	Kepler-58 b	10.218558	2.82	174.3	0.87	0.02294	0.2134	474.2	4.023	69.86912	22.4	7	1
		0.000077	1.34	191.6	+0.00-0.62	0.00223	0.6310	21.7	0.132	0.00539			

Table 3—Continued

KOI	Kepler ID	P days	R_p R_{\oplus}	S S_{\oplus}	b	R_p/R_{\star}	ρ_c g cm^{-3}	T_{dep} ppm	T_{dur} hours	T_0 BJD-2454900	S/N	fp	DynTest
1336.02	Kepler-58 c	54.155743	2.66	99.1	0.54	0.02159	7.1608	594.6	3.833	60.24886	26.4	7	1
		4.799833	2.03	108.9	+0.06-0.53	0.01302	6.4175	6031.4	1.105	11.67171			
1336.03	Kepler-58 d	40.101371	2.94	28.2	0.90	0.02390	0.2569	491.9	5.443	65.71799	19.2	7	1
		0.000612	1.40	31.0	+0.01-0.62	0.00209	1.1889	35.4	0.273	0.00903			
1338.01		3.222939	1.45	555.6	0.14	0.01362	1.1224	222.0	2.913	111.07032	33.8	7	1
		0.000017	0.65	594.5	+0.32-0.14	0.00045	0.2649	10.2	0.095	0.00275			
1338.02		42.035781	1.73	18.2	0.59	0.01621	0.7917	291.7	6.346	111.25999	17.9	2	1
		0.001258	0.78	19.5	+0.10-0.43	0.00077	0.4829	23.2	0.394	0.01212			
1342.01		3.773665	1.33	637.7	0.10	0.01212	1.5161	174.2	2.783	67.06364	28.7	0	1
		0.000020	0.66	742.2	+0.36-0.10	0.00043	0.3536	8.8	0.095	0.00322			
1342.02		8.181852	1.74	227.6	0.20	0.01590	4.8028	295.2	2.420	67.81125	32.3	7	1
		0.000039	0.87	264.9	+0.22-0.20	0.00047	1.0684	13.4	0.083	0.00249			
1353.01	Kepler-289 c	125.866438	13.04	5.9	0.25	0.10283	1.8084	12378.7	9.001	169.65630	824.7	7	2
		0.000095	2.45	2.7	+0.06-0.09	0.00036	0.0977	27.2	0.031	0.00033			
1353.02	Kepler-289 b	34.543901	2.43	33.2	0.11	0.01913	8.0362	432.6	3.355	65.68686	31.5	7	1
		0.000238	0.46	15.0	+0.35-0.11	0.00066	1.9244	22.2	0.118	0.00376			
1358.01		5.644928	2.37	67.8	0.81	0.03134	0.9970	939.9	2.343	289.73511	68.9	2	1
		0.000015	1.05	77.6	+0.09-0.55	0.00184	1.7016	19.2	0.059	0.00125			
1358.02		8.742928	1.57	37.2	0.49	0.02073	3.1676	491.4	2.556	291.59262	31.1	2	1
		0.000064	0.69	42.5	+0.06-0.43	0.00072	1.2028	21.6	0.103	0.00324			
1358.03		3.648328	1.09	119.2	0.29	0.01447	3.3153	248.4	2.044	288.38968	21.4	2	1
		0.000030	0.48	136.4	+0.18-0.29	0.00063	1.0965	15.8	0.101	0.00346			
1358.04		2.345845	0.99	215.2	0.01	0.01307	4.8441	205.0	1.622	287.11002	20.7	2	1
		0.000016	0.44	246.3	+0.45-0.00	0.00061	1.4795	14.5	0.102	0.00305			
1359.01		37.100968	3.10	18.9	0.01	0.03337	2.0534	1355.4	5.519	303.48178	56.7	7	1
		0.000199	1.70	25.0	+0.41-0.01	0.00072	0.3373	32.0	0.084	0.00233			
1359.02		104.820246	6.48	4.7	0.92	0.06967	1.6366	3843.6	4.487	307.83102	92.0	7	2
		0.000436	3.55	6.2	+0.01-0.01	0.00192	0.2436	93.9	0.123	0.00176			
1360.01	Kepler-290 c	36.770310	2.70	8.3	0.22	0.03326	4.0824	1382.2	4.278	97.29316	47.6	7	1
		0.000183	1.39	10.1	+0.26-0.22	0.00103	0.9443	37.3	0.089	0.00271			
1360.02	Kepler-290 b	14.589347	2.25	28.7	0.60	0.02773	5.1576	853.5	2.404	74.93413	34.4	7	1
		0.000066	1.22	35.3	+0.34-0.38	0.00463	4.2873	34.3	0.083	0.00255			
1363.01	Kepler-291 b	3.546511	2.16	542.7	0.33	0.01944	2.3284	440.5	2.266	67.90112	28.3	7	1
		0.000016	0.94	560.3	+0.15-0.33	0.00069	0.7112	21.5	0.094	0.00274			

Table 3—Continued

KOI	Kepler ID	P days	R_p R_\oplus	S S_\oplus	b	R_p/R_*	ρ_c g cm^{-3}	T_{dep} ppm	T_{dur} hours	T_0 BJD-2454900	S/N	fp	DynTest
1363.02	Kepler-291 c	5.700786 0.000055	1.88 0.82	283.8 292.9	0.57 +0.38-0.35	0.01692 0.00105	6.4226 4.5656	316.6 33.7	1.647 0.148	65.68674 0.00483	15.4	7	1
1364.01	Kepler-292 f	20.834237 0.000184	2.35 0.22	24.2 6.2	0.46 +0.07-0.41	0.02603 0.00094	1.6541 0.5885	785.0 41.4	4.341 0.160	119.03249 0.00604	24.4	7	1
1364.02	Kepler-292 d	7.055679 0.000043	2.23 0.21	104.1 26.4	0.35 +0.10-0.35	0.02477 0.00079	1.7194 0.4556	731.0 28.5	3.145 0.103	114.90973 0.00369	32.9	7	1
1364.03	Kepler-292 e	11.979010 0.000101	2.67 0.35	51.2 12.9	0.91 +0.00-0.64	0.02956 0.00287	0.1720 0.9013	709.8 33.9	4.094 0.122	111.96640 0.00523	27.8	7	1
1364.04	Kepler-292 c	3.715335 0.000033	1.47 0.15	237.7 60.2	0.38 +0.08-0.38	0.01635 0.00082	2.1182 0.7881	315.1 23.6	2.320 0.127	102.79198 0.00513	18.3	7	1
1364.05	Kepler-292 b	2.580827 0.000020	1.32 0.14	393.0 99.5	0.09 +0.38-0.09	0.01468 0.00077	2.4669 0.7495	260.1 21.3	2.092 0.132	104.56214 0.00512	16.9	7	1
1366.01	Kepler-293 b	19.254196 0.000079	3.07 1.30	44.9 44.9	0.50 +0.08-0.40	0.02940 0.00215	1.2667 0.6827	985.1 24.5	4.533 0.085	97.78133 0.00245	54.4	7	1
1366.02	Kepler-293 c	54.155743 0.000466	3.83 1.63	11.4 11.3	0.91 +0.02-0.63	0.03670 0.00337	0.5516 3.1243	1093.8 45.8	4.608 0.189	105.36515 0.00521	35.9	7	1
1378.01		19.300773 0.000136	1.51 0.34	49.0 26.9	0.48 +0.01-0.46	0.01406 0.00038	0.5888 0.1706	227.0 6.7	5.829 0.117	66.36703 0.00451	44.9	2	1
1378.02		1.383325 0.000012	0.65 0.15	1714.8 943.0	0.10 +0.36-0.10	0.00609 0.00032	1.4439 0.5612	44.6 4.1	2.021 0.186	68.95654 0.00601	20.3	0	1
1396.01	Kepler-294 c	6.626400 0.000028	2.71 1.27	206.7 228.2	0.14 +0.32-0.14	0.02546 0.00070	1.8332 0.3731	781.6 25.2	3.175 0.069	116.98818 0.00227	44.4	7	1
1396.02	Kepler-294 b	3.701212 0.000025	1.77 0.83	452.3 499.2	0.05 +0.40-0.05	0.01665 0.00070	2.1618 0.5337	335.5 21.2	2.476 0.116	113.27593 0.00355	22.6	7	1
1408.01		14.534139 0.000071	1.22 0.06	9.4 1.6	0.36 +0.10-0.36	0.02013 0.00073	3.0812 0.8065	500.7 19.4	3.262 0.085	78.42491 0.00294	37.2	7	1
1408.02		82.371190 0.001512	17.23 16.77	0.9 0.2	1.26 +0.30-0.34	0.28539 0.27756	7.5269 7.8984	469.3 132.8	1.139 0.598	141.17686 0.01095	1.2	-1	2
1413.01	Kepler-295 b	12.645164 0.000181	1.22 0.64	72.6 90.2	0.02 +0.42-0.02	0.01242 0.00039	0.1738 0.0341	186.5 8.3	8.613 0.234	71.62536 0.00812	39.9	7	1
1413.02	Kepler-295 c	21.526258 0.000336	1.17 0.62	35.3 43.9	0.05 +0.45-0.05	0.01192 0.00053	0.3385 0.0893	172.7 10.0	8.213 0.253	65.28720 0.00960	23.3	7	1
1413.03	Kepler-295 d	33.884054 0.000685	1.36 0.72	19.3 24.0	0.50 +0.00-0.46	0.01384 0.00069	1.2732 0.5559	222.1 17.7	5.373 0.411	93.00625 0.00919	17.2	7	1

Table 3—Continued

KOI	Kepler ID	P days	R_p R_\oplus	S S_\oplus	b	R_p/R_*	ρ_c g cm^{-3}	T_{dep} ppm	T_{dur} hours	T_0 BJD-2454900	S/N	fp	DynTest
1422.01	Kepler-296 c	5.841648 0.000015	2.15* 0.10	31.0 5.3	0.54 +0.02-0.51	0.03531 0.00092	5.1107 2.1243	1400.5 44.3	1.887 0.059	68.92127 0.00141	50.7	7	1
1422.02	Kepler-296 d	19.850242 0.000097	2.28* 0.31	6.1 1.1	0.65 +0.27-0.42	0.03753 0.00487	3.9051 2.5317	1525.0 57.4	2.826 0.102	66.65098 0.00275	38.0	7	1
1422.03	Kepler-296 b	3.621457 0.000040	0.94* 0.07	59.5 10.1	0.00 +0.43-0.00	0.01546 0.00108	6.1965 2.7982	280.7 35.2	1.729 0.187	67.75360 0.00506	22.6	7	1
1422.04	Kepler-296 f	63.335879 0.001292	1.79* 0.11	1.3 0.2	0.27 +0.17-0.26	0.02951 0.00148	9.9318 3.6607	1022.5 88.5	3.755 0.277	95.61161 0.01043	16.1	7	1
1422.05	Kepler-296 e	34.142347 0.003409	1.75* 0.23	3.0 0.5	0.49 +0.00-0.49	0.02880 0.00368	2.8186 5.2095	966.9 234.8	4.261 0.654	54.02752 0.07612	17.2	7	1
1426.01	Kepler-297 b	38.871826 ^{tt} 0.000153	2.87 0.52	15.9 6.9	0.46 +0.03-0.43	0.02876 0.00056	1.1151 0.2850	940.4 17.8	6.125 0.087	104.28713 0.00209	45.9	7	1
1426.02	Kepler-297 c	74.920137 ^{tt} 0.000120	6.54 1.18	6.6 2.9	0.81 +0.02-0.05	0.06543 0.00104	1.9430 0.4158	4150.1 36.0	4.794 0.091	58.03770 0.00098	151.2	7	1
1426.03		150.018303 ^{tt} 0.000302	59.73 26.26	2.6 1.1	1.53 +0.05-0.47	0.59798 0.23973	1.5056 0.1367	4437.6 58.0	4.400 0.059	157.68721 0.00103	130.5	7	2
1430.01	Kepler-298 b	10.475464 0.000027	1.96 0.10	18.8 3.4	0.42 +0.05-0.41	0.03077 0.00096	5.8863 1.5875	1138.1 35.3	2.320 0.056	85.64156 0.00150	44.4	7	1
1430.02	Kepler-298 c	22.928810 0.000380	1.93 0.22	6.5 1.1	0.59 +0.02-0.53	0.03039 0.00327	8.5099 6.6079	1084.0 181.1	2.398 0.434	256.03372 0.01134	22.6	7	1
1430.03	Kepler-298 d	77.473633 0.000615	2.50 0.20	1.3 0.2	0.75 +0.19-0.52	0.03935 0.00270	2.8203 4.0164	1559.4 70.6	4.433 0.160	117.24735 0.00490	30.0	7	1
1432.01	Kepler-299 c	6.885875 0.000040	2.65 0.63	193.6 94.3	0.95 +0.01-0.66	0.02355 0.00301	0.0539 0.6299	408.1 16.9	4.009 0.107	71.40955 0.00356	32.7	7	1
1432.02	Kepler-299 d	15.054786 0.000189	1.86 0.38	68.1 33.2	0.52 +0.15-0.37	0.01655 0.00072	1.0899 0.5056	309.0 21.5	4.279 0.217	77.58557 0.00804	18.8	7	1
1432.03	Kepler-299 b	2.927128 0.000033	1.32 0.27	593.0 288.9	0.38 +0.07-0.38	0.01169 0.00057	1.2519 0.4819	157.3 13.5	2.546 0.166	66.82858 0.00650	17.9	7	1
1432.04	Kepler-299 e	38.285489 0.001428	1.87 0.39	19.6 9.6	0.22 +0.23-0.22	0.01660 0.00090	1.7636 0.5346	327.7 28.9	5.638 0.420	76.30747 0.02483	15.0	7	1
1435.01	Kepler-300 c	40.714955 0.000245	2.25 1.04	17.3 18.6	0.70 +0.10-0.48	0.02286 0.00198	0.2138 0.2231	547.6 12.6	8.692 0.140	79.56443 0.00343	59.6	7	1
1435.02	Kepler-300 b	10.446347 0.000043	1.67 0.76	105.3 113.6	0.33 +0.13-0.33	0.01697 0.00049	7.4767 2.0147	336.4 14.6	2.190 0.091	66.27803 0.00225	35.7	7	1

Table 3—Continued

KOI	Kepler ID	P days	R_p R_\oplus	S S_\oplus	b	R_p/R_*	ρ_c g cm^{-3}	T_{dep} ppm	T_{dur} hours	T_0 BJD-2454900	S/N	fp	DynTest
1436.01	Kepler-301 b	2.508553	1.35	639.6	0.09	0.01370	1.8168	227.2	2.294	68.01010	33.2	7	1
		0.000012	0.72	801.8	+0.33-0.09	0.00040	0.3720	9.3	0.073	0.00232			
1436.02	Kepler-301 d	13.751243	1.75	66.1	0.27	0.01780	1.7648	376.9	3.958	77.61227	33.7	7	1
		0.000081	0.94	82.8	+0.19-0.27	0.00054	0.4131	15.5	0.096	0.00347			
1436.03	Kepler-301 c	5.419026	1.35	230.2	0.11	0.01377	3.9497	225.8	2.281	64.64467	24.8	7	1
		0.000032	0.72	288.6	+0.35-0.11	0.00055	1.0934	13.1	0.099	0.00371			
1445.01		7.168925	1.69	513.8	0.66	0.01007	0.2810	107.7	4.584	68.67822	44.3	7	1
		0.000050	0.36	235.8	+0.00-0.51	0.00084	0.1752	3.9	0.100	0.00397			
1445.02		54.329759	1.34	34.0	0.70	0.00803	0.0391	67.8	16.589	76.30895	8.3	2	1
		0.007045	0.29	15.6	+0.01-0.53	0.00075	0.1552	17.4	2.144	0.07505			
1445.03		20.027461	0.89	128.4	0.16	0.00532	0.0012	24.0	52.384	83.05865	12.5	2	1
		0.003965	0.18	59.0	+0.12-0.16	0.00030	0.0002	3.5	4.755	0.09436			
1447.01		40.246413	57.36	16.8	0.87	0.52543	2.8768	160397.4	6.146	94.30597	565.6	0	0
		0.000022	4.62	0.0	+0.07-0.06	0.04233	0.0762	1111.4	0.052	0.00037			
1447.02		2.279997	13.50	754.9	0.82	0.12370	0.0392	10333.8	6.718	66.64045	407.5	0	2
		0.000002	0.08	0.0	+0.01-0.01	0.00069	0.0016	71.5	0.071	0.00065			
1475.01		1.609315	1.31	134.3	0.13	0.02313	3.6918	684.6	1.570	111.94289	40.8	2	1
		0.000005	0.08	34.0	+0.33-0.13	0.00088	0.8530	27.2	0.055	0.00187			
1475.02		9.512181	1.68	12.5	0.36	0.02968	2.9432	1090.6	2.904	118.47913	36.6	7	1
		0.000051	0.11	3.1	+0.09-0.36	0.00107	0.8109	45.0	0.097	0.00335			
1480.01		20.381655	2.62	15.7	0.10	0.03484	3.3500	1527.5	3.827	75.31644	48.9	7	1
		0.000088	1.01	15.0	+0.30-0.10	0.00084	0.5474	42.1	0.071	0.00263			
1480.02		7.004454	1.14	65.6	0.69	0.01515	1.4682	241.2	2.552	70.90500	12.1	2	1
		0.000094	0.50	63.0	+0.06-0.49	0.00328	1.4328	30.5	0.212	0.00828			
1486.01	Kepler-302 c	127.282184	12.45	5.7	0.83	0.09347	1.0455	8160.7	7.160	96.88937	156.2	7	1
		0.000427	2.54	2.8	+0.01-0.01	0.00096	0.0932	83.9	0.096	0.00213			
1486.02	Kepler-302 b	30.184104	4.06	38.8	0.73	0.03052	0.4753	964.6	5.940	79.64006	40.8	7	1
		0.000203	0.85	18.9	+0.13-0.50	0.00127	0.3967	34.2	0.116	0.00373			
1515.01	Kepler-303 b	1.937055	0.89	88.4	0.45	0.01679	3.4298	333.6	1.535	67.71867	49.9	7	1
		0.000004	0.05	22.7	+0.07-0.38	0.00048	0.9073	9.8	0.041	0.00124			
1515.02	Kepler-303 c	7.061149	1.14	15.7	0.68	0.02154	22.4561	477.4	1.054	69.27187	33.2	7	1
		0.000019	0.09	4.0	+0.13-0.06	0.00132	5.5930	23.6	0.062	0.00152			
1529.01	Kepler-59 c	17.976811 ^{tt}	1.73	74.9	0.44	0.01566	1.5870	272.2	4.188	80.75468	26.4	7	1
		0.000115	0.86	86.2	+0.02-0.43	0.00047	0.4627	11.8	0.104	0.00378			

Table 3—Continued

KOI	Kepler ID	P days	R_p R_\oplus	S S_\oplus	b	R_p/R_\star	ρ_c g cm^{-3}	T_{dep} ppm	T_{dur} hours	T_0 BJD-2454900	S/N	fp	DynTest
1529.02	Kepler-59 b	11.869455 ^{tt}	1.24	131.3	0.09	0.01120	0.8846	135.2	4.875	70.71391	16.0	7	1
		0.000089	0.61	151.1	+0.35-0.09	0.00044	0.1903	9.0	0.115	0.00442			
1557.01	Kepler-304 b	3.295709	2.86	139.1	0.42	0.03814	4.1388	1748.2	1.797	66.96482	159.4	7	1
		0.000002	0.21	26.9	+0.01-0.37	0.00196	0.7221	14.6	0.016	0.00037			
1557.02	Kepler-304 d	9.653471	2.75	33.1	0.75	0.03662	1.1401	1344.6	2.987	67.85589	91.3	7	1
		0.000015	0.21	6.3	+0.01-0.52	0.00195	1.0350	18.8	0.033	0.00091			
1557.03	Kepler-304 c	5.315946	2.17	72.6	0.49	0.02898	23.9535	966.3	1.114	65.42892	67.5	7	1
		0.000007	0.15	14.0	+0.22-0.02	0.00121	5.1178	25.2	0.033	0.00085			
1557.04		1.499103	1.04	400.0	0.20	0.01393	4.4482	241.1	1.413	66.06686	31.3	7	1
		0.000004	0.07	77.1	+0.26-0.20	0.00054	1.1129	11.3	0.056	0.00159			
1563.01	Kepler-305 b	5.487108	2.88	117.5	0.17	0.03327	2.3493	1336.4	2.754	289.07559	49.3	7	1
		0.000021	0.20	24.1	+0.28-0.17	0.00086	0.4885	33.5	0.069	0.00176			
1563.02	Kepler-305 c	8.290858	2.81	66.1	0.81	0.03240	0.6684	1006.1	3.033	292.63623	32.1	7	1
		0.000056	0.30	13.6	+0.00-0.56	0.00283	1.1428	40.2	0.107	0.00322			
1563.03		3.205386	1.90	238.6	0.78	0.02192	0.7670	465.3	2.160	287.63229	20.2	2	1
		0.000032	0.25	48.9	+0.14-0.55	0.00249	1.4185	31.5	0.142	0.00448			
1563.04	Kepler-305 d	16.738661	2.71	26.1	0.62	0.03129	5.3616	1067.5	2.460	292.41608	20.9	7	1
		0.000145	0.41	5.3	+0.06-0.47	0.00426	3.1029	64.9	0.136	0.00358			
1567.01	Kepler-306 c	7.240193	2.35	62.1	0.83	0.02999	0.4772	834.7	3.052	288.01328	50.4	7	1
		0.000032	0.19	12.1	+0.04-0.56	0.00174	1.0078	22.9	0.069	0.00219			
1567.02	Kepler-306 b	4.646186	1.52	111.5	0.07	0.01937	3.3254	451.9	2.316	287.59058	30.0	7	1
		0.000025	0.10	21.8	+0.37-0.07	0.00064	0.7585	20.7	0.082	0.00257			
1567.03	Kepler-306 d	17.326644	2.47	19.4	0.90	0.03145	0.1638	810.4	4.777	293.50885	38.9	7	1
		0.000137	0.24	3.8	+0.03-0.62	0.00250	0.8477	28.5	0.104	0.00396			
1567.04	Kepler-306 e	44.840975	2.27	5.4	0.31	0.02898	2.1660	999.8	5.484	292.87387	32.1	7	1
		0.000439	0.15	1.1	+0.15-0.31	0.00097	0.5572	42.5	0.181	0.00446			
1576.01	Kepler-307 b	10.415728	2.88	97.0	0.38	0.02624	3.8476	813.4	2.707	76.04582	82.7	7	1
		0.000018	0.50	40.7	+0.08-0.38	0.00055	0.9098	13.0	0.037	0.00098			
1576.02	Kepler-307 c	13.084194	2.86	71.9	0.74	0.02605	1.3370	692.9	3.103	65.63174	69.2	7	1
		0.000033	0.51	30.2	+0.11-0.50	0.00125	1.2371	13.3	0.048	0.00134			
1576.03		23.339144	0.96	32.8	0.18	0.00871	15.9267	91.2	2.294	79.34996	5.4	-1	1
		0.003357	0.23	13.8	+0.47-0.13	0.00148	7.9035	24.3	0.617	0.04994			
1589.01	Kepler-84 b	8.725818	2.47	229.3	0.35	0.01933	0.8479	436.1	4.246	71.76937	36.8	7	1
		0.000045	0.47	108.8	+0.11-0.35	0.00053	0.2051	14.4	0.096	0.00301			

Table 3—Continued

KOI	Kepler ID	P days	R_p R_{\oplus}	S S_{\oplus}	b	R_p/R_{\star}	ρ_c g cm^{-3}	T_{dep} ppm	T_{dur} hours	T_0 BJD-2454900	S/N	fp	DynTest
1589.02	Kepler-84 c	12.882779	2.76	136.2	0.80	0.02164	0.2895	453.2	4.559	68.19024	32.8	7	1
		0.000091	0.59	64.6	+0.12-0.56	0.00219	0.5350	16.3	0.128	0.00474			
1589.03	Kepler-84 e	27.434389	2.60	49.4	0.09	0.02039	1.8115	497.6	5.121	78.12540	25.0	7	1
		0.000224	0.49	23.5	+0.35-0.08	0.00064	0.3630	21.3	0.131	0.00408			
1589.04	Kepler-84 d	4.224537	1.38	598.4	0.02	0.01084	1.1583	140.0	3.172	68.43327	16.6	7	1
		0.000042	0.27	283.8	+0.43-0.02	0.00055	0.2952	11.3	0.160	0.00594			
1589.05	Kepler-84 f	44.552169	2.20	25.9	0.34	0.01722	1.6405	346.2	5.860	93.29097	18.2	7	1
		0.000812	0.43	12.3	+0.12-0.34	0.00088	0.7586	29.5	0.412	0.01186			
1590.01		12.890046	1.79	34.2	0.20	0.02087	2.3976	543.7	3.568	134.22734	36.5	7	1
		0.000092	1.02	46.8	+0.27-0.20	0.00090	0.6400	30.1	0.133	0.00361			
1590.02		2.355767	1.32	327.6	0.14	0.01542	5.1778	295.0	1.576	110.88486	17.4	2	1
		0.000014	0.76	447.6	+0.32-0.14	0.00084	1.7748	23.2	0.120	0.00285			
1593.01	Kepler-308 b	9.694928	2.12	118.2	0.30	0.02068	4.2628	498.8	2.609	115.45617	18.6	7	1
		0.000090	1.02	134.1	+0.12-0.30	0.00095	1.2317	37.9	0.134	0.00558			
1593.02	Kepler-308 c	15.382310	2.16	63.3	0.19	0.02106	2.1201	520.6	3.951	72.08277	18.4	7	1
		0.000171	1.04	71.8	+0.23-0.19	0.00090	0.4995	36.2	0.157	0.00623			
1596.01	Kepler-309 b	5.923653	1.56	65.9	0.81	0.01976	0.5621	361.4	2.787	67.68239	28.6	7	1
		0.000028	0.14	12.9	+0.08-0.56	0.00135	1.0192	17.7	0.080	0.00245			
1596.02	Kepler-309 c	105.356383	2.51	1.4	0.40	0.03183	15.6915	1235.2	3.658	71.68392	29.3	7	1
		0.000857	0.18	0.2	+0.08-0.40	0.00140	4.9230	62.2	0.168	0.00345			
1598.01	Kepler-310 c	56.475420	3.38	9.8	0.89	0.03533	0.3135	1073.9	6.133	76.81309	77.1	7	1
		0.000207	1.58	10.8	+0.04-0.60	0.00238	1.0471	20.3	0.209	0.00221			
1598.02	Kepler-310 d	92.876125	2.47	5.0	0.79	0.02582	0.6207	655.7	7.126	78.92567	41.0	7	1
		0.000785	1.15	5.6	+0.06-0.54	0.00123	0.8381	21.4	0.169	0.00419			
1598.03	Kepler-310 b	13.930698	1.19	62.9	0.21	0.01246	12.2537	184.7	2.104	67.42673	18.5	7	1
		0.000108	0.56	69.3	+0.25-0.21	0.00068	4.0014	17.2	0.152	0.00470			
1601.01		10.350743	1.52	87.6	0.77	0.01590	0.1042	255.4	6.240	66.71438	39.1	7	1
		0.000087	0.71	95.5	+0.03-0.54	0.00145	0.1205	10.8	0.159	0.00485			
1601.02		62.916373	1.87	7.9	0.24	0.01960	0.3671	462.8	11.210	84.71315	32.8	2	1
		0.001132	0.86	8.7	+0.23-0.24	0.00061	0.0859	18.3	0.236	0.00746			
1608.01	Kepler-311 b	9.176092	1.70	202.9	0.01	0.01308	0.9847	202.2	4.342	71.71740	37.9	7	1
		0.000057	0.33	97.5	+0.40-0.01	0.00036	0.1923	8.2	0.110	0.00374			
1608.02	Kepler-311 c	19.738286	1.43	73.0	0.42	0.01102	1.1315	139.5	4.860	66.28529	18.6	7	1
		0.000205	0.28	35.1	+0.03-0.42	0.00049	0.3844	10.8	0.180	0.00650			

Table 3—Continued

KOI	Kepler ID	P days	R_p R_\oplus	S S_\oplus	b	R_p/R_\star	ρ_c g cm^{-3}	T_{dep} ppm	T_{dur} hours	T_0 BJD-2454900	S/N	fp	DynTest
1627.01		10.296649	2.04	60.9	0.15	0.02383	4.7133	685.4	2.677	65.19965	33.0	2	1
		0.000060	1.09	80.0	+0.29-0.15	0.00072	0.9969	27.7	0.083	0.00391			
1627.02		5.939208	1.37	126.6	0.45	0.01596	3.4063	290.6	2.238	286.75378	18.2	2	1
		0.000062	0.73	166.5	+0.00-0.44	0.00081	1.4056	23.5	0.125	0.00425			
1628.01	Kepler-312 c	19.747412	3.15	115.0	0.18	0.01968	4.3792	455.8	3.376	80.10360	53.4	7	1
		0.000068	0.61	52.2	+0.25-0.18	0.00043	0.8051	12.5	0.068	0.00191			
1628.02	Kepler-312 b	1.772419	1.29	2802.4	0.36	0.00803	0.8604	74.6	2.453	65.08778	27.4	7	1
		0.000012	0.25	1273.1	+0.10-0.36	0.00032	0.2626	4.7	0.111	0.00381			
1639.01		125.043841	2.04	6.5	0.30	0.01673	0.4792	332.1	12.675	170.43990	5.8	-1	1
		0.132959	0.99	7.2	+0.15-0.30	0.00117	0.2914	41.6	1.363	0.26774			
1639.02		9.982528	1.18	190.2	0.78	0.00967	20.8505	91.3	1.026	66.44296	6.4	-1	1
		0.000145	0.62	212.8	+0.17-0.11	0.00203	5.8670	21.7	0.311	0.00604			
1647.01	Kepler-313 b	14.970418	2.53	145.4	0.02	0.01509	0.6575	274.7	5.858	67.50060	32.3	7	1
		0.000114	0.31	41.0	+0.45-0.02	0.00096	0.1424	11.9	0.138	0.00429			
1647.02	Kepler-313 c	32.273273	2.57	52.5	0.74	0.01535	0.3335	242.1	6.510	82.10331	16.4	7	1
		0.000819	0.42	14.8	+0.00-0.54	0.00188	0.4687	19.2	0.385	0.01367			
1647.03		6.330551	1.47	463.6	0.03	0.00878	1.2846	91.3	3.496	66.84902	11.1	2	1
		0.000165	0.19	130.7	+0.41-0.03	0.00067	0.5238	12.0	0.364	0.01346			
1692.01	Kepler-314 c	5.960392	2.90	165.0	0.75	0.02797	0.8455	793.0	2.765	70.26485	193.5	7	1
		0.000005	0.43	59.5	+0.05-0.52	0.00108	0.8982	5.8	0.038	0.00051			
1692.02	Kepler-314 b	2.461069	0.83	551.6	0.21	0.00798	1.6591	76.4	2.293	66.31441	29.2	7	1
		0.000013	0.12	198.9	+0.22-0.21	0.00031	0.4044	4.1	0.085	0.00341			
1707.01	Kepler-315 b	96.101141	3.77	6.7	0.74	0.03334	0.5278	1135.2	8.360	120.73232	37.3	7	1
		0.000918	0.78	3.2	+0.02-0.52	0.00224	0.4845	41.1	0.140	0.00518			
1707.02	Kepler-315 c	265.469335	4.15	1.7	0.94	0.03670	0.1644	998.4	10.184	84.06838	21.3	7	1
		0.006223	0.96	0.8	+0.02-0.64	0.00462	2.0907	63.8	0.597	0.01006			
1713.01	Kepler-316 c	6.827766	1.16	22.5	0.18	0.02039	4.1295	531.5	2.419	71.61401	33.4	7	1
		0.000034	0.12	8.8	+0.26-0.18	0.00071	0.9410	102.4	0.510	0.00268			
1713.02	Kepler-316 b	2.240508	1.06	103.7	0.14	0.01871	7.2591	440.9	1.390	70.82156	35.2	7	1
		0.000006	0.11	41.0	+0.32-0.14	0.00068	1.7814	18.3	0.056	0.00164			
1731.01		2.594894	1.88	252.0	0.29	0.02160	3.6594	549.7	1.782	65.75355	15.8	2	1
		0.000016	1.22	407.5	+0.17-0.29	0.00117	1.4177	43.9	0.139	0.00387			
1731.02		0.837913	31.34	1138.1	1.34	0.35973	0.0815	600.4	3.060	64.98746	30.4	0	0
		0.000004	33.93	1839.9	+0.28-0.37	0.31200	0.0469	29.9	0.181	0.00293			

Table 3—Continued

KOI	Kepler ID	P days	R_p R_{\oplus}	S S_{\oplus}	b	R_p/R_*	ρ_c g cm $^{-3}$	T_{dep} ppm	T_{dur} hours	T_0 BJD-2454900	S/N	fp	DynTest
1737.01		1.732333	1.22	1267.9	0.03	0.01162	1.4035	160.9	2.219	65.79770	43.5	2	1
		0.000006	0.60	1461.7	+0.42-0.03	0.00031	0.2992	6.0	0.061	0.00208			
1737.02		13.540481	2.06	82.1	0.18	0.01958	1.2773	456.3	4.491	77.59900	56.3	2	1
		0.000049	1.01	94.6	+0.26-0.18	0.00042	0.2515	10.4	0.069	0.00224			
1737.03		7.025759	1.26	200.1	0.01	0.01197	6.7227	171.1	2.091	66.62759	22.1	7	1
		0.000042	0.62	230.7	+0.46-0.01	0.00054	1.9072	11.4	0.106	0.00381			
1747.01		20.558502	94.53	33.4	1.96	0.97622	1.0070	579.3	1.559	66.00526	26.1	7	0
		0.000104	51.14	30.6	+0.02-0.76	0.38128	0.4441	45.2	0.143	0.00258			
1747.02		0.567342	0.58	4269.9	0.10	0.00604	0.7645	25.0	1.908	64.78709	13.4	1	1
		0.000006	0.22	3909.6	+0.36-0.10	0.00044	0.4088	6.4	0.303	0.00822			
1750.01		7.768596	1.44	158.4	0.72	0.01401	0.6061	204.1	3.430	71.05089	25.0	7	1
		0.000078	0.68	172.9	+0.04-0.53	0.00167	0.7331	13.0	0.181	0.00608			
1750.02		2.537385	0.92	687.6	0.36	0.00895	4.0892	92.7	1.640	65.34962	11.5	6	1
		0.000032	0.43	750.8	+0.10-0.36	0.00067	2.1757	12.0	0.181	0.00753			
1751.01		8.689320	3.24	103.1	0.10	0.03003	4.5747	1120.4	2.585	66.66112	89.2	7	1
		0.000016	1.66	126.7	+0.30-0.10	0.00056	0.6971	18.2	0.046	0.00094			
1751.02		20.995464	4.34	31.5	0.96	0.04022	0.3137	1049.6	3.296	65.09480	45.3	7	2
		0.000097	3.06	38.7	+0.06-0.03	0.01942	0.3547	42.4	0.151	0.00223			
1756.01		5.524246	2.13	199.5	0.23	0.02046	2.4438	512.6	2.655	68.61935	23.2	2	1
		0.000029	0.89	200.7	+0.24-0.23	0.00085	0.6534	27.6	0.106	0.00332			
1756.02		8.775015	1.73	107.7	0.26	0.01666	3.1293	338.0	2.820	66.71029	14.1	2	1
		0.000111	0.73	108.5	+0.18-0.26	0.00104	1.0831	33.7	0.236	0.00702			
1760.01	Kepler-317 b	5.524242	2.09	194.5	0.30	0.02037	2.2731	509.2	2.672	68.61931	23.2	7	1
		0.000027	0.96	212.9	+0.17-0.30	0.00082	0.6345	26.8	0.108	0.00303			
1760.02	Kepler-317 c	8.775010	1.72	105.0	0.38	0.01673	2.6785	335.7	2.857	66.70980	14.3	7	1
		0.000113	0.79	115.0	+0.07-0.38	0.00097	0.9975	32.9	0.240	0.00707			
1779.01	Kepler-318 b	4.662715	4.71	439.8	0.07	0.03631	2.1054	1587.1	2.746	67.08179	268.6	7	1
		0.000003	0.83	187.2	+0.21-0.07	0.00026	0.2442	8.7	0.013	0.00034			
1779.02	Kepler-318 c	11.815007	3.68	125.1	0.01	0.02832	6.4892	965.5	2.556	66.08965	107.2	7	1
		0.000020	0.65	53.2	+0.39-0.01	0.00046	0.9733	14.6	0.039	0.00091			
1781.01		7.834453 ^{tt}	3.35	49.8	0.61	0.04252	1.7196	2008.5	2.847	68.22104	270.3	2	1
		0.000004	0.28	9.8	+0.13-0.30	0.00256	0.8815	9.0	0.042	0.00030			
1781.02		3.005157 ^{tt}	1.91	183.4	0.50	0.02430	2.2460	690.1	2.004	70.10229	120.4	2	1
		0.000003	0.12	36.2	+0.00-0.43	0.00057	1.0765	7.0	0.020	0.00054			

Table 3—Continued

KOI	Kepler ID	P days	R_p R_\oplus	S S_\oplus	b	R_p/R_\star	ρ_c g cm^{-3}	T_{dep} ppm	T_{dur} hours	T_0 BJD-2454900	S/N	fp	DynTest
1781.03		58.021968 ^{tt}	2.52	3.5	0.04	0.03196	7.0401	1312.3	4.241	84.84050	87.7	2	1
		0.000139	0.15	0.7	+0.36-0.03	0.00060	1.0018	19.2	0.051	0.00129			
1783.01		134.478389 ^{tt}	10.88	7.1	0.93	0.07152	0.8355	4019.8	5.902	102.28102	177.2	7	2
		0.000274	2.20	3.3	+0.01-0.00	0.00172	0.0594	50.6	0.069	0.00120			
1783.02		284.043618 ^{tt}	7.01	2.6	0.88	0.04612	0.8458	1901.1	8.043	133.85004	73.6	7	2
		0.001510	1.42	1.2	+0.01-0.05	0.00115	0.3549	32.7	0.241	0.00258			
1792.01		88.406900	4.40	6.3	0.54	0.03882	0.2786	1721.9	12.303	109.27322	366.6	2	1
		0.000101	0.27	0.9	+0.05-0.23	0.00082	0.0758	5.9	0.086	0.00075			
1792.02		1.546237	0.71	1388.2	0.11	0.00629	0.0399	24.3	7.372	65.46320	1.0	-1	1
		0.000010	0.05	212.1	+0.30-0.11	0.00018	0.0054	2.1	0.172	0.00446			
1792.03		9.109640	1.17	130.7	0.55	0.01033	0.3226	122.2	5.265	66.06873	56.7	7	1
		0.000036	0.12	19.9	+0.03-0.44	0.00084	0.1899	3.0	0.072	0.00242			
1803.01		4.539301	2.06	114.0	0.74	0.02612	1.8677	688.5	1.949	66.95896	47.2	2	1
		0.000006	0.22	22.2	+0.01-0.54	0.00236	1.6009	9.5	0.024	0.00089			
1803.02		12.720468	1.12	28.5	0.09	0.01414	6.8803	251.7	2.523	73.35898	12.8	1	1
		0.000084	0.08	5.5	+0.35-0.09	0.00056	1.7027	13.1	0.092	0.00442			
1805.01	Kepler-319 c	6.941357	2.63	142.9	0.13	0.02664	10.7677	851.1	1.791	70.54285	129.4	7	1
		0.000007	0.37	50.2	+0.29-0.13	0.00043	1.7447	10.3	0.029	0.00061			
1805.02	Kepler-319 d	31.781925	2.29	18.7	0.55	0.02321	2.9697	604.2	3.863	67.86667	61.3	7	1
		0.000105	0.35	6.5	+0.07-0.42	0.00161	1.7687	12.7	0.065	0.00205			
1805.03	Kepler-319 b	4.362705	1.63	261.6	0.26	0.01651	3.3165	323.7	2.194	68.23073	66.2	7	1
		0.000009	0.23	91.9	+0.18-0.26	0.00035	0.6898	7.2	0.041	0.00134			
1806.01		2.404553	2.88	1376.2	0.97	0.02380	0.0070	397.5	7.337	64.67669	204.1	1	1
		0.000007	1.35	1505.5	+0.00-0.00	0.00023	0.0002	5.4	0.104	0.00196			
1806.02	Kepler-320 c	17.934937	1.37	93.4	0.22	0.01131	0.9990	149.1	5.260	71.21820	26.0	7	1
		0.000281	0.64	102.2	+0.22-0.22	0.00051	0.2802	11.2	0.310	0.00801			
1806.03	Kepler-320 b	8.371554	1.14	260.8	0.67	0.00943	0.4697	94.7	4.040	70.67704	20.1	7	1
		0.000162	0.54	285.3	+0.11-0.47	0.00052	0.4136	9.5	0.390	0.01257			
1809.01	Kepler-321 c	13.093921	2.32	114.5	0.01	0.01777	11.8857	383.2	2.140	77.52374	76.3	7	1
		0.000024	0.45	52.5	+0.43-0.01	0.00037	2.0292	7.1	0.032	0.00109			
1809.02	Kepler-321 b	4.915379	1.77	426.3	0.06	0.01356	2.1284	222.6	2.725	65.69543	82.5	7	1
		0.000010	0.34	195.4	+0.42-0.06	0.00031	0.4525	3.9	0.036	0.00128			
1820.01	Kepler-322 c	4.337234	1.67	229.7	0.23	0.01723	2.4188	358.6	2.454	65.84959	69.7	7	1
		0.000009	0.18	66.9	+0.18-0.23	0.00036	0.4570	7.1	0.035	0.00123			

Table 3—Continued

KOI	Kepler ID	P days	R_p R_\oplus	S S_\oplus	b	R_p/R_*	ρ_c g cm^{-3}	T_{dep} ppm	T_{dur} hours	T_0 BJD-2454900	S/N	fp	DynTest
1820.02	Kepler-322 b	1.653888 0.000006	1.01 0.11	819.5 238.8	0.38 +0.09-0.38	0.01042 0.00035	2.4776 0.7647	126.6 5.5	1.672 0.065	65.19171 0.00236	34.8	7	1
1824.01	Kepler-323 c	3.553822 0.000008	1.63 0.32	754.1 371.4	0.10 +0.33-0.10	0.01270 0.00022	1.0875 0.1809	190.0 3.4	3.050 0.037	67.64078 0.00133	82.0	7	1
1824.02	Kepler-323 b	1.678327 0.000003	1.43 0.28	2035.3 1002.5	0.09 +0.36-0.09	0.01113 0.00020	1.1212 0.1957	146.6 2.8	2.360 0.033	69.05307 0.00109	83.9	7	1
1831.01	Kepler-324 c	51.805612 0.000314	3.15 0.33	6.8 1.6	0.83 +0.01-0.58	0.03437 0.00214	0.3566 0.6913	1087.4 21.1	6.589 0.150	116.00049 0.00291	62.3	7	1
1831.02	Kepler-324 b	4.385315 0.000025	1.14 0.11	183.8 45.9	0.38 +0.10-0.38	0.01241 0.00048	2.0047 0.6530	184.0 10.2	2.488 0.103	72.22656 0.00313	28.3	7	1
1831.03		34.206320 0.000697	1.53 0.15	11.8 3.0	0.20 +0.26-0.20	0.01670 0.00070	1.6300 0.4505	343.8 18.6	5.593 0.214	81.79955 0.00546	14.8	2	1
1831.04		13.979335 0.000107	39.92 27.73	38.7 9.7	1.39 +0.21-0.45	0.43529 0.30003	15.9740 6.6333	1441.4 360.7	0.716 0.191	59.34694 0.00270	21.0	2	2
1832.01	Kepler-325 b	4.544439 0.000008	2.91 1.44	350.9 411.1	0.18 +0.22-0.18	0.02661 0.00053	7.3286 1.3094	844.6 18.6	1.756 0.038	67.90010 0.00104	67.0	7	1
1832.02	Kepler-325 c	12.762172 0.000064	2.54 1.26	89.4 104.8	0.40 +0.07-0.40	0.02319 0.00087	14.5100 5.0194	624.9 32.3	1.838 0.103	76.73016 0.00342	30.7	7	1
1832.03	Kepler-325 d	38.715185 0.000220	2.79 1.39	20.4 23.9	0.17 +0.28-0.17	0.02549 0.00084	8.1702 1.8431	781.2 34.3	3.458 0.114	67.03090 0.00307	28.9	7	1
1835.01	Kepler-326 c	4.580358 0.000010	1.40 0.10	149.9 31.4	0.26 +0.22-0.26	0.01602 0.00047	3.7484 0.9024	317.2 7.3	2.142 0.040	67.07605 0.00134	59.0	7	1
1835.02	Kepler-326 b	2.248329 0.000004	1.52 0.16	380.9 79.6	0.88 +0.01-0.61	0.01743 0.00147	0.2991 0.8744	254.2 5.4	2.071 0.032	66.42421 0.00115	67.8	7	1
1835.03	Kepler-326 d	6.766888 0.000023	1.21 0.09	89.5 18.7	0.22 +0.23-0.22	0.01387 0.00050	12.8021 3.3546	238.6 10.1	1.631 0.064	69.61605 0.00219	36.3	7	1
1843.01		4.194487 0.000008	1.34 0.11	32.4 15.2	0.30 +0.16-0.30	0.02410 0.00050	7.3029 1.8356	679.2 16.8	1.657 0.049	67.13380 0.00105	55.2	7	1
1843.02		6.355816 0.000076	0.70 0.07	18.9 8.9	0.25 +0.32-0.20	0.01261 0.00086	17.9846 6.2954	187.3 21.8	1.411 0.148	70.50632 0.00595	11.9	2	1
1845.01		1.970349 0.000004	3.22 0.84	1644.3 1150.7	0.12 +0.32-0.12	0.01767 0.00052	3.5702 0.6375	397.9 9.5	1.691 0.038	64.94764 0.00119	65.9	7	1
1845.02		5.058209 0.000007	26.24 50.95	455.5 318.8	1.11 +0.47-0.12	0.14404 0.27716	0.6620 0.1333	726.5 25.0	1.189 0.054	68.70129 0.00084	63.0	7	2

Table 3—Continued

KOI	Kepler ID	P days	R_p R_{\oplus}	S S_{\oplus}	b	R_p/R_{\star}	ρ_c g cm^{-3}	T_{dep} ppm	T_{dur} hours	T_0 BJD-2454900	S/N	fp	DynTest
1858.01		116.331208	4.15	4.4	0.41	0.03785	2.1366	1881.2	6.919	106.68298	64.8	7	1
		0.001041	1.79	4.5	+0.08-0.38	0.00122	0.5941	79.0	0.194	0.00431			
1858.02		86.056206	1.58	6.6	0.32	0.01439	0.3464	222.7	12.302	133.97266	8.1	2	1
		0.005878	0.69	6.8	+0.14-0.32	0.00105	0.2265	32.1	1.236	0.03219			
1860.01		6.319425	2.37	227.8	0.14	0.02064	1.6693	516.6	3.211	65.22832	66.2	2	1
		0.000017	0.44	101.8	+0.28-0.14	0.00037	0.2662	9.0	0.041	0.00181			
1860.02		12.209459	2.23	94.6	0.08	0.01947	1.5351	459.9	4.130	293.32083	50.1	2	1
		0.000074	0.42	42.2	+0.35-0.08	0.00044	0.2866	11.1	0.076	0.00251			
1860.03		3.076443	1.46	608.4	0.06	0.01272	1.5723	195.4	2.579	286.76184	33.0	2	1
		0.000013	0.28	271.9	+0.36-0.06	0.00036	0.2969	7.2	0.063	0.00189			
1867.01	Kepler-327 b	2.549575	1.11	53.7	0.03	0.02063	4.9526	524.6	1.667	65.60488	50.7	7	1
		0.000006	0.05	9.2	+0.41-0.03	0.00055	0.9885	14.8	0.044	0.00128			
1867.02	Kepler-327 d	13.969457	1.73	5.6	0.71	0.03212	17.7575	1056.2	1.408	65.17104	46.0	7	1
		0.000031	0.10	0.9	+0.08-0.10	0.00143	5.6607	38.8	0.059	0.00126			
1867.03	Kepler-327 c	5.212333	1.03	20.4	0.22	0.01909	4.4973	446.2	2.129	65.70664	35.4	7	1
		0.000019	0.05	3.5	+0.22-0.22	0.00061	1.0509	17.4	0.066	0.00219			
1871.01		92.727556	2.14	1.3	0.37	0.02960	2.7760	1087.4	6.296	110.44847	40.6	2	1
		0.000602	0.13	0.2	+0.07-0.37	0.00087	0.6145	31.6	0.111	0.00320			
1871.02		32.376288	1.74	5.5	0.54	0.02416	2.6135	680.1	4.086	83.41022	38.8	2	1
		0.000205	0.32	1.1	+0.00-0.51	0.00430	1.0604	25.0	0.119	0.00373			
1873.01	Kepler-328 c	71.311250	5.05	12.3	0.20	0.04289	0.9399	2168.8	8.816	65.39258	50.5	7	2
		0.000597	1.86	10.9	+0.18-0.20	0.00078	0.1443	53.8	0.129	0.00435			
1873.02	Kepler-328 b	34.921172	2.50	32.0	0.20	0.02124	0.4522	528.5	8.687	90.59717	17.7	7	1
		0.000785	0.93	28.3	+0.30-0.20	0.00103	0.1460	40.4	0.433	0.01416			
1874.01	Kepler-329 c	18.684737	1.93	6.3	0.64	0.03372	1.3630	1244.5	3.948	69.14841	45.3	7	1
		0.000089	0.29	2.5	+0.06-0.46	0.00388	0.7559	37.2	0.086	0.00273			
1874.02	Kepler-329 b	7.416397	1.40	21.6	0.89	0.02453	0.8079	480.8	2.168	68.85335	22.0	7	1
		0.000046	0.25	8.4	+0.02-0.61	0.00356	3.4558	33.8	0.098	0.00402			
1884.01		23.117425 ^{tt}	3.73	21.7	0.02	0.04183	4.3912	2128.4	3.689	82.56020	29.5	2	0
		0.000078	2.45	34.8	+0.39-0.02	0.00083	0.6847	42.5	0.058	0.00227			
1884.02		4.775029 ^{tt}	1.88	177.8	0.01	0.02105	9.2927	536.9	1.665	288.45471	18.1	2	1
		0.000023	1.24	285.3	+0.43-0.01	0.00078	2.1468	29.0	0.060	0.00232			
1889.01		14.305012	3.41	55.6	0.96	0.03626	0.0509	912.2	5.239	68.07044	46.5	7	1
		0.000086	1.70	60.6	+0.11-0.08	0.00717	0.1079	45.3	0.603	0.00354			

Table 3—Continued

KOI	Kepler ID	P days	R_p R_\oplus	S S_\oplus	b	R_p/R_*	ρ_c g cm^{-3}	T_{dep} ppm	T_{dur} hours	T_0 BJD-2454900	S/N	fp	DynTest
1889.02		9.181866	1.60	100.1	0.58	0.01703	1.0703	322.8	3.472	65.41034	18.3	7	1
		0.000113	0.74	109.0	+0.04-0.47	0.00081	0.6676	25.3	0.264	0.00577			
1891.01	Kepler-330 c	15.955387	1.95	23.8	0.22	0.02471	2.2444	761.3	3.917	76.30371	43.2	7	1
		0.000076	0.72	22.0	+0.21-0.22	0.00073	0.4631	25.1	0.088	0.00291			
1891.02	Kepler-330 b	8.259780	1.35	56.9	0.64	0.01718	1.2909	322.0	3.005	86.98309	20.8	7	1
		0.000076	0.53	52.5	+0.05-0.48	0.00233	0.8474	24.3	0.201	0.00660			
1895.01	Kepler-331 b	8.457496	1.82	18.3	0.48	0.03397	4.5087	1377.2	2.304	66.86954	43.3	7	1
		0.000024	0.19	7.0	+0.01-0.48	0.00121	1.5442	43.6	0.071	0.00185			
1895.02	Kepler-331 c	17.281110	1.84	7.0	0.08	0.03423	7.5068	1521.2	2.772	69.00798	37.7	7	1
		0.000064	0.19	2.7	+0.36-0.08	0.00112	1.5235	52.0	0.071	0.00216			
1895.03	Kepler-331 d	32.134328	1.64	3.1	0.29	0.03059	11.7335	1188.5	2.815	75.26823	22.6	7	1
		0.000216	0.17	1.1	+0.18-0.29	0.00144	3.5244	83.6	0.131	0.00375			
1899.01		19.761812	2.56	93.2	0.80	0.01945	0.8513	371.8	3.681	68.17486	38.3	7	1
		0.000107	1.28	106.5	+0.02-0.57	0.00193	1.3291	14.2	0.093	0.00304			
1899.02		10.522520	1.03	213.9	0.29	0.00780	1.1122	69.5	4.153	73.07053	9.8	2	1
		0.000251	0.51	244.6	+0.15-0.29	0.00065	0.4847	10.1	0.396	0.01652			
1905.01	Kepler-332 b	7.626324	1.17	57.1	0.13	0.01489	4.9337	278.1	2.370	69.01672	41.8	7	1
		0.000028	0.08	11.2	+0.32-0.13	0.00049	1.0780	10.0	0.073	0.00221			
1905.02	Kepler-332 c	15.995622	1.09	21.5	0.08	0.01383	3.6096	242.2	3.379	77.23834	28.3	7	1
		0.000108	0.08	4.2	+0.36-0.08	0.00056	0.8422	11.9	0.127	0.00423			
1905.03	Kepler-332 d	34.211540	1.18	7.8	0.51	0.01507	1.8670	264.2	4.709	87.57732	24.7	7	1
		0.000326	0.08	1.5	+0.03-0.45	0.00059	0.6606	13.3	0.164	0.00584			
1908.01	Kepler-333 b	12.551158	1.32	11.1	0.76	0.02267	1.0012	506.8	3.216	70.26142	42.7	7	1
		0.000044	0.16	4.4	+0.03-0.53	0.00138	1.1233	16.8	0.070	0.00226			
1908.02	Kepler-333 c	24.088210	1.11	4.6	0.74	0.01906	1.1172	364.0	3.990	67.42547	24.3	7	1
		0.000207	0.20	1.8	+0.17-0.50	0.00274	1.4350	21.6	0.140	0.00501			
1909.01	Kepler-334 c	12.758005	1.43	102.9	0.03	0.01226	1.6327	179.4	4.088	66.95790	51.8	7	1
		0.000055	0.26	44.7	+0.41-0.03	0.00028	0.3154	4.6	0.071	0.00256			
1909.02	Kepler-334 b	5.470319	1.12	316.5	0.11	0.00962	1.6631	109.6	3.041	64.49467	39.8	6	1
		0.000021	0.21	137.6	+0.32-0.11	0.00025	0.3174	3.6	0.066	0.00211			
1909.03	Kepler-334 d	25.098490	1.41	41.7	0.07	0.01212	10.2978	175.5	2.767	78.56945	32.3	7	1
		0.000142	0.26	18.1	+0.37-0.07	0.00039	2.3750	7.9	0.101	0.00345			
1915.01	Kepler-335 b	6.562331	3.39	652.4	0.83	0.01675	0.1692	265.4	4.035	65.60635	50.7	7	1
		0.000031	0.67	298.4	+0.03-0.57	0.00102	0.3457	8.0	0.067	0.00278			

Table 3—Continued

KOI	Kepler ID	P days	R_p R_{\oplus}	S S_{\oplus}	b	R_p/R_{\star}	ρ_c g cm^{-3}	T_{dep} ppm	T_{dur} hours	T_0 BJD-2454900	S/N	fp	DynTest
1915.02	Kepler-335 c	67.844469	3.07	29.0	0.77	0.01515	0.0925	229.7	12.157	82.49928	27.2	7	1
		0.001423	0.66	13.2	+0.02-0.55	0.00152	0.1145	12.8	0.353	0.01285			
1916.01	Kepler-336 d	20.678772	2.37	76.0	0.50	0.01668	1.3191	312.2	4.515	84.69139	46.4	7	1
		0.000102	0.48	32.2	+0.42-0.29	0.00161	0.4060	8.9	0.087	0.00286			
1916.02	Kepler-336 c	9.600001	2.10	213.0	0.05	0.01475	1.1048	259.2	4.243	69.58177	57.3	7	1
		0.000035	0.37	90.2	+0.38-0.05	0.00033	0.1921	6.3	0.060	0.00196			
1916.03	Kepler-336 b	2.024823	1.02	1655.8	0.06	0.00719	0.8370	57.7	2.762	65.35611	23.6	7	1
		0.000017	0.19	701.5	+0.40-0.06	0.00032	0.2183	4.1	0.133	0.00475			
1920.01		16.571128	1.97	33.9	0.11	0.02262	5.9937	623.5	2.906	66.90237	48.6	7	1
		0.000055	0.94	38.6	+0.35-0.11	0.00060	1.1974	18.3	0.062	0.00216			
1920.02		10.138684	0.83	64.8	0.10	0.00954	1.5756	108.9	3.805	70.71075	13.7	2	1
		0.000197	0.40	73.8	+0.36-0.10	0.00065	0.7082	13.7	0.384	0.01094			
1922.01		1.954523	1.95	1201.1	0.35	0.01828	1.7848	387.0	2.014	65.29592	45.5	7	1
		0.000006	0.83	1213.7	+0.12-0.35	0.00049	0.4816	12.8	0.054	0.00169			
1922.02		15.096212	1.29	77.5	0.47	0.01215	0.2198	161.8	7.462	72.47714	13.2	2	1
		0.000575	0.55	78.3	+0.03-0.42	0.00068	0.1064	17.3	0.676	0.01982			
1929.01	Kepler-337 c	9.693201	2.05	334.9	0.00	0.01065	0.5061	135.7	5.509	65.81150	47.4	7	1
		0.000047	0.57	229.9	+0.41-0.00	0.00024	0.0824	4.0	0.079	0.00291			
1929.02	Kepler-337 b	3.292781	1.54	1430.6	0.03	0.00802	0.2668	76.9	4.767	66.00966	44.0	7	1
		0.000019	0.43	982.2	+0.45-0.03	0.00023	0.0567	2.7	0.097	0.00345			
1930.01	Kepler-338 b	13.726976	2.44	242.2	0.14	0.01286	0.3020	195.5	7.288	71.74833	57.4	7	1
		0.000059	0.13	35.5	+0.27-0.14	0.00026	0.0543	4.3	0.083	0.00247			
1930.02	Kepler-338 c	24.310856	2.34	112.1	0.03	0.01236	0.3101	180.7	8.820	70.04147	43.2	7	1
		0.000158	0.12	16.4	+0.42-0.03	0.00028	0.0549	5.1	0.118	0.00397			
1930.03	Kepler-338 d	44.431014	3.00	50.2	0.79	0.01582	0.0824	246.6	10.624	76.54198	29.7	7	1
		0.000368	0.28	7.4	+0.00-0.57	0.00126	0.1134	6.9	0.156	0.00480			
1930.04		9.341418	1.50	400.4	0.07	0.00793	0.3793	74.1	5.963	65.38934	28.0	2	1
		0.000088	0.09	58.8	+0.36-0.07	0.00028	0.0801	3.8	0.153	0.00568			
1931.01	Kepler-339 b	4.977656	1.42	191.3	0.60	0.01623	1.3880	290.3	2.553	67.67151	39.4	7	1
		0.000019	0.66	206.8	+0.32-0.39	0.00171	0.7059	9.7	0.069	0.00227			
1931.02	Kepler-339 d	10.558345	1.17	69.9	0.25	0.01332	2.1246	212.0	3.410	69.34663	23.7	7	1
		0.000081	0.53	75.6	+0.18-0.25	0.00047	0.5138	11.7	0.120	0.00450			
1931.03	Kepler-339 c	6.988055	1.15	121.6	0.46	0.01316	1.3897	200.2	3.150	65.56110	26.9	7	1
		0.000053	0.52	131.4	+0.12-0.37	0.00051	0.5201	10.5	0.130	0.00446			

Table 3—Continued

KOI	Kepler ID	P days	R_p R_\oplus	S S_\oplus	b	R_p/R_\star	ρ_c g cm^{-3}	T_{dep} ppm	T_{dur} hours	T_0 BJD-2454900	S/N	fp	DynTest
1932.01	Kepler-340 c	22.824669	3.37	185.7	0.12	0.01671	0.6860	324.2	6.614	77.46616	17.7	7	1
		0.000481	0.77	129.6	+0.34-0.12	0.00080	0.1715	25.1	0.338	0.00945			
1932.02	Kepler-340 b	14.844387	2.53	327.6	0.31	0.01254	0.6329	182.4	5.626	76.58289	11.0	7	1
		0.000473	0.60	228.7	+0.15-0.31	0.00090	0.7174	22.5	0.550	0.01595			
1940.01		10.994660	1.60	14.1	0.43	0.02715	19.0550	884.8	1.577	70.35921	38.8	7	1
		0.000033	0.19	5.8	+0.22-0.24	0.00122	4.5024	35.1	0.055	0.00165			
1940.02		6.736427	0.70	26.8	0.75	0.01183	12.2711	134.8	1.128	69.44610	3.8	-1	1
		0.000147	0.15	11.1	+0.21-0.32	0.00226	6.9480	37.2	0.367	0.01296			
1944.01		12.184175	2.29	106.5	0.02	0.01924	8.1939	436.9	2.368	72.05482	46.8	7	1
		0.000045	0.42	45.9	+0.44-0.02	0.00055	1.8688	15.8	0.070	0.00220			
1944.02		8.360489	1.29	174.6	0.28	0.01084	0.2338	136.4	6.519	71.82642	29.7	1	1
		0.000090	0.24	75.2	+0.16-0.28	0.00040	0.0568	7.7	0.190	0.00595			
1945.01		62.138693	2.90	7.9	0.58	0.02827	4.2403	893.8	4.225	94.14597	38.3	7	1
		0.000310	1.24	8.0	+0.02-0.48	0.00258	1.8056	30.1	0.103	0.00287			
1945.02		17.117899	1.34	44.0	0.66	0.01305	22.2215	183.1	1.438	69.19730	7.7	2	1
		0.000215	0.59	44.6	+0.25-0.09	0.00179	5.8641	33.0	0.247	0.00623			
1952.01	Kepler-341 c	8.010410	1.70	191.6	0.21	0.01519	0.8840	273.2	4.216	68.31534	36.4	7	1
		0.000049	0.86	227.6	+0.22-0.21	0.00044	0.1848	11.0	0.101	0.00366			
1952.02	Kepler-341 d	27.666313	1.85	37.0	0.27	0.01659	0.9949	324.9	6.048	76.86829	27.5	7	1
		0.000297	0.94	44.0	+0.20-0.27	0.00059	0.2681	16.8	0.207	0.00710			
1952.03	Kepler-341 b	5.195528	1.18	340.6	0.15	0.01057	0.7921	136.9	3.816	65.73520	19.5	7	1
		0.000053	0.62	404.5	+0.30-0.15	0.00140	0.2123	7.9	0.149	0.00557			
1952.04	Kepler-341 e	42.473269	1.99	20.9	0.74	0.01778	0.3261	323.8	7.168	79.27815	22.8	7	1
		0.000633	1.03	24.9	+0.06-0.52	0.00196	0.3611	18.8	0.248	0.00917			
1955.01	Kepler-342 b	15.170318	2.25	172.1	0.01	0.01399	2.0607	229.5	4.016	65.66283	42.5	7	1
		0.000059	0.40	71.7	+0.37-0.01	0.00027	0.3193	6.3	0.072	0.00243			
1955.02	Kepler-342 d	39.459357	2.49	48.1	0.75	0.01548	0.1967	244.1	8.164	69.46152	46.4	4	1
		0.000375	0.48	20.0	+0.00-0.55	0.00128	0.2102	7.3	0.135	0.00597			
1955.03		1.644195	1.00	3352.6	0.28	0.00625	0.5823	44.6	2.814	64.75143	14.6	7	1
		0.000010	0.18	1396.3	+0.16-0.28	0.00023	0.1446	2.7	0.100	0.00366			
1955.04	Kepler-342 c	26.234138	1.96	82.4	0.12	0.01221	15.5406	174.4	2.435	74.99866	19.4	7	1
		0.000163	0.35	34.3	+0.34-0.12	0.00047	4.1069	10.6	0.114	0.00377			
1960.01	Kepler-343 b	8.968550	2.41	269.9	0.73	0.01540	0.3339	245.9	4.326	72.38991	42.8	7	1
		0.000058	0.51	117.7	+0.01-0.52	0.00170	0.3107	8.9	0.112	0.00308			

Table 3—Continued

KOI	Kepler ID	P days	R_p R_{\oplus}	S S_{\oplus}	b	R_p/R_{\star}	ρ_c g cm^{-3}	T_{dep} ppm	T_{dur} hours	T_0 BJD-2454900	S/N	fp	DynTest
1960.02	Kepler-343 c	23.221820	2.02	74.9	0.00	0.01291	10.2526	198.2	2.708	84.06640	18.3	7	1
		0.000234	0.38	32.7	+0.45-0.00	0.00062	2.9562	16.0	0.201	0.00529			
1961.01		1.907807	0.95	636.1	0.26	0.01019	2.3507	124.5	1.857	64.64029	57.2	7	1
		0.000004	0.09	166.2	+0.19-0.26	0.00026	0.5141	3.2	0.039	0.00123			
1961.02		76.633250	0.80	4.7	0.56	0.00863	0.9200	84.5	7.469	76.24123	6.8	-1	1
		0.003995	0.09	1.2	+0.36-0.36	0.00059	0.9178	10.0	1.120	0.03211			
1970.01	Kepler-344 b	21.963945	2.61	40.5	0.29	0.02446	9.1741	713.6	2.676	66.03648	30.7	7	1
		0.000108	1.22	44.8	+0.15-0.29	0.00084	2.2493	32.9	0.086	0.00287			
1970.02	Kepler-344 c	125.596809	2.95	4.0	0.03	0.02770	2.6875	930.9	7.533	148.44167	25.8	7	1
		0.001728	1.38	4.4	+0.42-0.03	0.00094	0.6099	46.1	0.201	0.00546			
1977.01	Kepler-345 c	9.387427	1.20	24.1	0.20	0.01766	20.9214	398.0	1.555	70.38084	38.5	7	1
		0.000028	0.07	4.4	+0.26-0.20	0.00069	4.6817	14.9	0.054	0.00171			
1977.02	Kepler-345 b	7.415563	0.74	32.8	0.15	0.01083	8.1829	150.4	1.971	70.81508	22.0	7	1
		0.000054	0.06	6.0	+0.33-0.15	0.00063	2.6114	11.5	0.125	0.00409			
1978.01	Kepler-346 b	6.511127	2.66	245.2	0.32	0.02387	14.6994	662.3	1.509	64.70570	43.0	7	1
		0.000017	1.24	269.8	+0.16-0.32	0.00071	4.1449	24.3	0.053	0.00166			
1978.02	Kepler-346 c	23.851549	3.07	43.8	0.63	0.02750	8.0027	819.1	2.385	80.61656	34.7	7	1
		0.000098	1.46	48.2	+0.02-0.49	0.00273	4.8269	35.0	0.082	0.00271			
1992.01	Kepler-347 b	12.798360	1.97	102.6	0.71	0.01798	0.1734	336.7	6.244	66.64816	39.8	7	1
		0.000106	0.94	111.8	+0.01-0.52	0.00206	0.1453	12.2	0.149	0.00481			
1992.02	Kepler-347 c	27.320871	1.75	37.1	0.77	0.01597	1.0902	253.9	3.927	87.30618	16.1	7	1
		0.000457	0.84	40.4	+0.06-0.53	0.00213	2.1158	23.6	0.278	0.00991			
1992.03		85.521418	1.67	8.1	0.34	0.01522	1.0261	272.5	8.508	114.31953	9.8	2	1
		0.003650	0.78	8.8	+0.11-0.34	0.00089	0.3282	27.1	0.562	0.02545			
2007.01		15.378913	1.60	92.4	0.76	0.01354	0.4248	185.1	4.488	76.40518	36.6	0	1
		0.000118	0.80	108.1	+0.05-0.53	0.00071	0.5337	7.4	0.129	0.00384			
2007.02		21.128757	1.45	60.9	0.26	0.01227	3.4033	177.5	3.659	82.27380	25.9	7	1
		0.000154	0.73	71.3	+0.19-0.26	0.00044	0.8529	9.1	0.116	0.00364			
2011.01	Kepler-348 b	7.056770	1.52	416.6	0.05	0.01022	8.7960	123.6	1.909	65.53178	28.7	7	1
		0.000031	0.29	182.1	+0.40-0.05	0.00036	2.3355	6.3	0.080	0.00236			
2011.02	Kepler-348 c	17.265427	1.33	126.4	0.62	0.00899	0.5277	88.1	5.187	68.35658	18.9	7	1
		0.000179	0.25	55.2	+0.06-0.48	0.00035	0.4702	5.1	0.158	0.00636			
2022.01	Kepler-349 b	5.929778	1.90	229.1	0.48	0.01881	2.7511	403.1	2.364	68.49118	33.4	7	1
		0.000020	0.72	208.8	+0.02-0.43	0.00048	0.8487	14.4	0.066	0.00193			

Table 3—Continued

KOI	Kepler ID	P days	R_p R_\oplus	S S_\oplus	b	R_p/R_*	ρ_c g cm^{-3}	T_{dep} ppm	T_{dur} hours	T_0 BJD-2454900	S/N	fp	DynTest
2022.02	Kepler-349 c	12.247629 0.000063	1.96 0.74	87.8 80.0	0.15 +0.33-0.15	0.01932 0.00059	3.0037 0.7507	443.6 16.5	3.278 0.090	71.21701 0.00304	46.5	7	1
2025.01	Kepler-350 c	17.848568 0.000091	3.13 0.63	150.8 70.4	0.15 +0.25-0.15	0.01868 0.00038	0.8460 0.1527	410.9 10.3	5.665 0.081	81.38793 0.00297	49.5	7	1
2025.02	Kepler-350 d	26.135910 0.000193	2.77 0.56	91.1 42.5	0.11 +0.31-0.11	0.01654 0.00042	0.7830 0.1381	323.3 10.6	6.623 0.111	64.62333 0.00417	41.1	7	1
2025.03	Kepler-350 b	11.189562 0.000119	1.85 0.38	285.1 133.1	0.38 +0.10-0.38	0.01104 0.00044	0.5768 0.1787	140.7 8.1	5.120 0.173	73.63108 0.00699	22.6	7	1
2028.01	Kepler-351 c	57.248090 0.000599	3.19 1.55	8.0 9.3	0.21 +0.22-0.21	0.03417 0.00100	2.4160 0.5075	1403.0 54.1	5.923 0.151	117.69417 0.00492	35.3	7	1
2028.02	Kepler-351 b	37.054919 0.000484	3.06 1.55	14.5 16.6	0.86 +0.06-0.61	0.03278 0.00473	0.4334 1.2253	982.6 52.9	5.122 0.226	133.20033 0.00698	28.5	7	1
2029.01	Kepler-352 c	16.332995 0.000272	1.24 0.10	28.9 6.2	0.12 +0.32-0.12	0.01459 0.00069	14.7364 4.3940	260.4 18.3	2.122 0.121	69.90648 0.00512	34.2	7	1
2029.02	Kepler-352 b	10.055370 0.000194	0.86 0.08	55.8 11.9	0.26 +0.20-0.26	0.01012 0.00060	3.0454 1.0982	126.7 12.0	2.963 0.183	106.23302 0.00547	24.0	7	1
2036.01	Kepler-353 c	8.410894 0.000039	1.38 0.07	12.5 2.0	0.46 +0.06-0.42	0.02514 0.00088	4.7782 1.7304	741.4 33.5	2.253 0.089	66.80505 0.00265	30.6	7	1
2036.02	Kepler-353 b	5.795278 0.000055	0.89 0.06	20.3 3.4	0.27 +0.18-0.27	0.01620 0.00090	4.4186 1.8456	323.3 29.4	2.184 0.164	69.78197 0.00569	16.1	7	1
2037.01		73.757752 0.000361	4.43 2.81	5.2 8.1	0.49 +0.22-0.02	0.04085 0.00147	24.6196 5.3341	1908.6 60.2	2.695 0.075	116.72279 0.00323	52.3	2	0
2037.02		5.477148 0.000023	2.23 1.42	166.1 260.0	0.16 +0.30-0.16	0.02058 0.00077	16.4502 4.7439	506.1 25.1	1.422 0.067	285.84961 0.00205	33.7	2	1
2037.03		8.562616 0.000035	2.43 1.54	91.8 143.8	0.18 +0.39-0.18	0.02244 0.00101	24.4279 4.7189	601.7 30.7	1.444 0.064	288.13660 0.00198	30.7	2	1
2038.01	Kepler-85 b	8.305738 0.000050	1.84 0.34	102.4 37.6	0.66 +0.10-0.46	0.01885 0.00208	0.7200 0.4829	378.6 13.9	3.592 0.102	72.72803 0.00328	36.9	7	1
2038.02	Kepler-85 c	12.512598 0.000088	2.28 0.42	59.9 22.0	0.94 +0.00-0.66	0.02341 0.00271	0.0836 0.8247	418.6 16.2	4.506 0.112	72.43988 0.00415	37.1	7	1
2038.03	Kepler-85 d	17.913230 0.000266	1.20 0.19	36.9 13.6	0.00 +0.47-0.00	0.01227 0.00075	1.7087 0.5230	181.1 17.2	4.510 0.255	68.53773 0.00950	16.5	7	1
2038.04	Kepler-85 e	25.216751 0.000718	1.27 0.20	23.5 8.6	0.20 +0.25-0.20	0.01307 0.00085	3.0588 1.0736	203.3 22.5	4.083 0.455	85.68815 0.01695	13.0	7	1

Table 3—Continued

KOI	Kepler ID	P days	R_p R_{\oplus}	S S_{\oplus}	b	R_p/R_{\star}	ρ_c g cm^{-3}	T_{dep} ppm	T_{dur} hours	T_0 BJD-2454900	S/N	fp	DynTest
2045.01	Kepler-354 b	5.476660	1.84	65.1	0.73	0.02499	1.1168	635.0	2.503	68.70204	34.1	7	1
		0.000024	0.58	53.3	+0.02-0.54	0.00138	1.0543	25.9	0.086	0.00241			
2045.02	Kepler-354 d	24.209842	1.24	8.9	0.16	0.01688	2.4717	368.6	4.373	74.47630	13.2	7	1
		0.000403	0.40	7.3	+0.30-0.16	0.00133	1.9437	46.9	0.472	0.01256			
2045.03	Kepler-354 c	16.934402	1.31	14.3	0.63	0.01779	1.7730	353.7	3.456	70.26772	13.2	7	1
		0.000228	0.42	11.8	+0.01-0.51	0.00119	1.3265	35.2	0.248	0.00840			
2048.01		6.179994	2.05	104.2	0.18	0.02355	5.6824	678.7	2.111	65.72175	36.0	7	1
2048.02		0.000022	0.16	22.2	+0.29-0.18	0.00080	1.3985	27.3	0.065	0.00201			
		99.675457	16.79	2.5	1.13	0.19251	13.6278	1789.8	1.453	152.33046	1.0	-1	0
2051.01	Kepler-355 c	0.000939	25.46	0.6	+0.45-0.20	0.29161	5.9059	176.6	0.181	0.00357			
		25.762294	2.71	46.4	0.26	0.02329	0.6657	647.5	6.816	80.70457	42.0	7	1
2051.02	Kepler-355 b	0.000267	1.22	51.0	+0.22-0.26	0.00073	0.1582	22.0	0.149	0.00714			
		11.031890	1.46	143.0	0.38	0.01251	0.6420	184.3	4.935	295.33820	16.5	7	1
2053.01	Kepler-356 c	0.000338	0.66	157.2	+0.07-0.38	0.00075	0.2487	18.8	0.459	0.01661			
		13.121632	1.81	170.6	0.16	0.01243	2.3225	182.4	3.626	66.39310	37.7	7	1
2053.02	Kepler-356 b	0.000088	0.33	73.7	+0.29-0.16	0.00038	0.5437	8.1	0.114	0.00407			
		4.612696	1.57	694.6	0.26	0.01076	1.3869	134.8	2.972	65.77463	40.8	7	1
2073.01	Kepler-357 d	0.000021	0.29	300.1	+0.20-0.26	0.00032	0.3286	5.3	0.084	0.00268			
		49.499875	3.43	6.6	0.91	0.03762	0.1807	1108.1	6.594	72.04946	31.6	7	1
2073.02	Kepler-357 b	0.000460	2.04	9.2	+0.04-0.63	0.00418	0.9111	44.3	0.179	0.00538			
		6.475434	1.84	100.9	0.27	0.02021	2.7931	505.6	2.651	70.57941	28.6	7	1
2073.03	Kepler-357 c	0.000034	1.08	140.4	+0.17-0.27	0.00076	0.6795	24.6	0.094	0.00323			
		16.858370	2.67	27.8	0.82	0.02933	4.2587	796.5	2.016	75.34264	24.7	7	1
2080.01	Kepler-358 c	0.000081	1.57	38.7	+0.11-0.57	0.00225	7.5309	43.2	0.087	0.00299			
		83.488369	2.85	6.8	0.25	0.02737	3.0796	897.0	6.088	121.53814	30.2	7	1
2080.02	Kepler-358 b	0.000830	1.43	8.0	+0.23-0.25	0.00089	0.8486	37.4	0.199	0.00504			
		34.060467	2.72	22.5	0.38	0.02616	16.7089	798.8	2.461	74.36327	27.0	7	1
2086.01	Kepler-60 b	0.000194	1.36	26.4	+0.10-0.38	0.00102	5.2352	42.2	0.104	0.00332			
		7.132848	1.70	358.5	0.74	0.01144	0.1920	132.9	4.685	68.99751	29.1	7	1
2086.02	Kepler-60 c	0.000102	0.43	210.4	+0.17-0.50	0.00108	0.3228	17.3	0.276	0.00794			
		8.918876	1.97	265.5	0.64	0.01326	0.4714	189.9	4.267	73.08082	33.6	7	1
2086.03	Kepler-60 d	0.000066	0.53	155.8	+0.01-0.49	0.00171	0.4352	8.4	0.151	0.00434			
		11.898887	1.56	181.5	0.38	0.01051	3.5592	127.0	2.853	66.33779	17.2	7	1
		0.000196	0.38	106.5	+0.10-0.38	0.00061	1.8329	12.5	0.302	0.01024			

Table 3—Continued

KOI	Kepler ID	P days	R_p R_\oplus	S S_\oplus	b	R_p/R_\star	ρ_c g cm^{-3}	T_{dep} ppm	T_{dur} hours	T_0 BJD-2454900	S/N	fp	DynTest
2092.01	Kepler-359 c	57.688020	4.30	17.1	0.06	0.03623	7.4801	1590.0	4.161	72.94136	32.0	7	1
		0.000545	2.00	19.2	+0.38-0.06	0.00115	1.5745	67.6	0.135	0.00667			
2092.02	Kepler-359 b	25.563222	3.53	50.8	0.21	0.02979	2.8053	1070.5	4.284	308.28439	34.9	7	1
		0.000202	1.64	57.4	+0.24-0.21	0.00094	0.6767	44.2	0.128	0.00369			
2092.03	Kepler-359 d	77.095691	4.01	11.6	0.92	0.03380	1.6065	912.8	3.476	135.67392	14.7	7	1
		0.001453	1.91	13.2	+0.00-0.64	0.00378	8.1653	87.5	0.233	0.01213			
2098.01		25.082396	1.95	86.2	0.37	0.01373	0.7248	216.3	6.271	67.13155	30.2	2	1
		0.000243	0.93	95.8	+0.10-0.37	0.00047	0.2135	10.4	0.173	0.00561			
2098.02		89.723832	2.21	15.8	0.09	0.01562	0.5937	288.3	10.969	96.14750	23.5	7	1
		0.002436	1.05	17.6	+0.38-0.09	0.00053	0.1364	13.8	0.450	0.01369			
2111.01	Kepler-360 b	3.289672	1.65	694.6	0.07	0.01431	2.3393	243.1	2.312	64.75603	33.8	7	1
		0.000012	0.78	774.7	+0.40-0.07	0.00046	0.5125	10.3	0.068	0.00213			
2111.02	Kepler-360 c	7.186434	2.10	239.1	0.19	0.01817	21.7862	390.8	1.406	69.62273	30.9	7	1
		0.000029	1.00	266.6	+0.44-0.07	0.00078	5.0199	20.9	0.072	0.00263			
2113.01		15.942716	2.67	35.2	0.09	0.02951	3.7462	1055.0	3.384	79.32383	35.3	7	1
		0.000097	1.37	44.9	+0.32-0.09	0.00081	0.6903	37.8	0.080	0.00382			
2113.02		12.330917	2.44	49.5	0.19	0.02697	3.7482	873.9	3.056	294.97330	30.5	2	1
		0.000092	1.26	63.1	+0.23-0.19	0.00081	0.7750	35.9	0.088	0.00315			
2135.01	Kepler-361 c	55.188023	2.52	26.0	0.05	0.01721	0.6338	349.3	9.167	113.75018	42.3	7	1
		0.000655	0.48	11.6	+0.42-0.05	0.00045	0.1343	10.9	0.185	0.00573			
2135.02		20.188710	1.43	99.9	0.12	0.00977	0.8943	112.6	5.769	75.19035	20.3	2	1
		0.000324	0.28	44.7	+0.33-0.12	0.00046	0.2458	8.6	0.282	0.00847			
2135.03	Kepler-361 b	8.486616	1.45	316.1	0.27	0.00989	0.4779	114.3	5.176	71.01734	18.6	7	1
		0.000084	0.28	141.5	+0.18-0.27	0.00036	0.1152	6.0	0.151	0.00464			
2147.01	Kepler-362 c	37.866281	1.45	12.2	0.32	0.01839	2.6564	398.3	4.769	67.35783	29.9	7	1
		0.000298	0.61	12.4	+0.11-0.32	0.00060	0.6694	18.5	0.144	0.00452			
2147.02	Kepler-362 b	10.327186	0.88	69.2	0.42	0.01111	11.5977	142.0	1.803	72.37930	12.0	7	1
		0.000101	0.38	70.0	+0.05-0.42	0.00078	5.8342	17.1	0.190	0.00577			
2148.01	Kepler-363 d	11.932125	2.05	168.7	0.68	0.01266	0.1655	170.5	6.350	75.10532	33.1	7	1
		0.000093	0.40	64.9	+0.03-0.52	0.00150	0.1136	6.6	0.131	0.00443			
2148.02	Kepler-363 c	7.542427	1.69	309.4	0.10	0.01044	0.5519	135.1	4.900	65.95422	25.5	7	1
		0.000058	0.27	119.1	+0.34-0.10	0.00036	0.1189	6.2	0.143	0.00492			
2148.03	Kepler-363 b	3.614568	1.16	838.2	0.06	0.00715	0.7927	62.1	3.401	67.69656	15.7	7	1
		0.000053	0.19	322.7	+0.40-0.06	0.00040	0.3007	5.9	0.281	0.00852			

Table 3—Continued

KOI	Kepler ID	P days	R_p R_\oplus	S S_\oplus	b	R_p/R_\star	ρ_c g cm^{-3}	T_{dep} ppm	T_{dur} hours	T_0 BJD-2454900	S/N	fp	DynTest
2150.01		18.507446	2.94	53.0	0.94	0.02801	0.0650	591.9	5.517	64.55878	29.2	7	1
		0.000181	1.33	55.5	+0.00-0.69	0.00296	0.7400	29.9	0.184	0.00560			
2150.02		44.704514	1.71	16.5	0.46	0.01627	0.6162	280.2	7.677	82.68639	11.7	2	1
		0.002692	0.76	17.2	+0.03-0.44	0.00109	0.4738	38.0	0.947	0.02501			
2153.01	Kepler-364 c	59.980627	2.15	21.1	0.27	0.01533	1.6645	271.1	6.582	109.15025	25.7	7	1
		0.000879	0.42	10.0	+0.16-0.27	0.00052	0.3843	14.8	0.222	0.00697			
2153.02	Kepler-364 b	25.745718	1.55	64.8	0.68	0.01109	0.2703	130.3	6.983	68.95058	19.6	7	1
		0.000548	0.37	30.7	+0.00-0.53	0.00153	0.2987	9.9	0.264	0.01321			
2159.01		7.596708	1.23	213.3	0.06	0.00994	1.5250	118.7	3.507	64.95080	29.8	7	1
		0.000043	0.25	100.2	+0.39-0.06	0.00033	0.3324	5.5	0.103	0.00368			
2159.02		2.392645	1.08	1005.8	0.37	0.00868	5.8328	88.4	1.421	66.78612	25.6	0	1
		0.000012	0.22	472.3	+0.09-0.37	0.00036	2.1931	5.5	0.086	0.00303			
2160.01		17.670240	1.54	38.8	0.36	0.01762	0.5861	364.1	6.021	64.59441	29.0	7	1
		0.000199	0.56	34.1	+0.09-0.36	0.00063	0.1729	18.7	0.197	0.00684			
2160.02		15.407613	1.50	47.2	0.21	0.01707	1.7560	352.1	4.160	66.94610	4.9	-1	1
		0.001591	0.58	41.5	+0.29-0.21	0.00243	4.5837	118.7	1.232	0.02181			
2163.01	Kepler-365 b	10.664903	2.04	133.7	0.87	0.01787	0.3786	286.4	3.293	65.00994	27.4	7	1
		0.000069	0.97	146.8	+0.04-0.62	0.00161	1.1545	15.6	0.129	0.00403			
2163.02	Kepler-365 c	17.784129	1.64	68.4	0.22	0.01436	2.5216	244.8	3.862	79.90524	18.6	7	1
		0.000215	0.77	75.1	+0.22-0.22	0.00064	0.6489	17.0	0.183	0.00770			
2167.01		24.340002	2.84	54.6	0.14	0.02476	5.7178	744.0	3.351	69.05272	30.7	7	1
		0.000237	1.63	74.8	+0.30-0.14	0.00084	1.4008	35.4	0.127	0.00679			
2167.02		6.958159	1.05	290.4	0.44	0.00913	0.2716	85.7	5.471	291.97488	8.1	2	1
		0.000694	0.61	398.1	+0.05-0.41	0.00094	0.4103	20.2	0.964	0.03113			
2168.01	Kepler-366 b	3.281959	1.46	721.4	0.33	0.01276	1.0627	189.6	2.851	65.41897	27.2	7	1
		0.000022	0.66	762.9	+0.16-0.33	0.00047	0.3143	10.9	0.115	0.00370			
2168.02	Kepler-366 c	12.516160	1.79	120.7	0.20	0.01562	0.9225	286.5	4.838	68.02860	26.5	7	1
		0.000095	0.81	127.7	+0.24-0.20	0.00054	0.2215	14.6	0.148	0.00550			
2169.01		5.452958	0.88	183.9	0.10	0.00865	4.8090	91.2	2.132	67.15308	33.4	2	1
		0.000022	0.12	63.2	+0.34-0.10	0.00028	1.1011	3.7	0.071	0.00234			
2169.02		3.266592	0.67	375.3	0.23	0.00659	2.7626	52.2	2.113	69.08744	26.5	2	1
		0.000019	0.09	129.1	+0.20-0.23	0.00025	0.7374	3.0	0.098	0.00318			
2169.03		4.272297	0.67	254.5	0.08	0.00655	3.3534	52.2	2.216	66.21622	21.4	7	1
		0.000025	0.09	87.6	+0.36-0.08	0.00028	0.8313	3.1	0.099	0.00362			

Table 3—Continued

KOI	Kepler ID	P days	R_p R_\oplus	S S_\oplus	b	R_p/R_\star	ρ_c g cm^{-3}	T_{dep} ppm	T_{dur} hours	T_0 BJD-2454900	S/N	fp	DynTest
2169.04		2.192553	0.47	646.4	0.66	0.00466	1.1456	23.3	1.920	65.23769	12.1	2	1
		0.000021	0.12	222.3	+0.06-0.47	0.00106	1.3901	2.6	0.170	0.00609			
2173.01	Kepler-367 b	37.815724	1.30	5.3	0.90	0.01715	0.3537	235.0	4.631	74.09798	29.4	7	1
		0.000279	0.16	1.1	+0.00-0.62	0.00193	1.4296	10.4	0.100	0.00455			
2173.02	Kepler-367 c	53.578637	1.20	3.3	0.75	0.01582	1.0268	250.8	5.236	104.18362	30.2	7	1
		0.000382	0.16	0.6	+0.04-0.54	0.00192	1.1208	10.9	0.128	0.00434			
2174.01		6.693268	1.54	32.7	0.63	0.02381	4.8910	619.9	1.833	70.70434	23.5	2	1
		0.000032	0.31	13.4	+0.31-0.42	0.00407	4.6578	33.2	0.089	0.00288			
2174.02		33.136459	1.38	3.8	0.01	0.02143	4.8140	592.8	3.955	102.50484	16.5	7	1
		0.000439	0.17	1.6	+0.47-0.01	0.00121	1.4057	47.1	0.207	0.00661			
2174.03		7.725169	1.00	27.0	0.49	0.01543	10.1587	287.3	1.658	109.79509	10.1	2	1
		0.000112	0.15	11.1	+0.12-0.44	0.00154	6.6320	43.0	0.235	0.00786			
2175.01	Kepler-368 b	26.847680	3.26	96.6	0.28	0.01481	0.2045	259.0	10.085	75.16776	44.5	7	1
		0.000326	0.91	69.6	+0.16-0.28	0.00043	0.0445	9.2	0.177	0.00668			
2175.02	Kepler-368 c	72.379334	3.88	25.8	0.46	0.01762	1.0128	360.3	7.685	112.53420	35.0	7	1
		0.001370	1.08	18.5	+0.01-0.44	0.00060	0.2834	16.7	0.197	0.01270			
2179.01	Kepler-369 c	14.871572	1.41	3.7	0.01	0.02750	9.5151	916.4	2.427	70.69114	28.9	7	1
		0.000083	0.06	0.6	+0.43-0.01	0.00088	2.1664	41.1	0.083	0.00367			
2179.02	Kepler-369 b	2.732756	1.13	36.7	0.27	0.02188	19.7712	562.7	1.037	287.09555	32.0	7	1
		0.000009	0.06	6.3	+0.24-0.26	0.00092	5.0381	29.6	0.047	0.00151			
2183.01	Kepler-370 c	19.022930	1.91	43.4	0.35	0.01944	3.5299	444.4	3.418	72.66161	25.1	7	1
		0.000177	0.89	47.6	+0.13-0.35	0.00077	1.2143	26.2	0.155	0.00540			
2183.02	Kepler-370 b	4.579530	1.59	291.6	0.91	0.01623	0.1089	215.9	3.282	68.09728	22.4	7	1
		0.000041	0.78	319.9	+0.04-0.65	0.00253	0.6251	15.5	0.168	0.00564			
2188.01		2.696263	1.46	771.5	0.81	0.01418	0.1034	194.4	3.780	66.00889	24.8	1	1
		0.000045	0.89	1071.8	+0.13-0.56	0.00158	0.2533	14.6	0.271	0.01108			
2188.02		6.744892	1.78	227.4	0.51	0.01722	1.8754	343.9	4.168	-1096.45471	5.9	-1	1
		6.893148	1.19	315.9	+0.09-0.46	0.00499	5.4740	115.2	1.104	478.12875			
2194.01	Kepler-371 b	34.763278	1.89	22.7	0.62	0.01744	2.1469	330.3	4.174	94.73489	27.3	7	1
		0.000351	0.52	13.9	+0.30-0.41	0.00204	1.9438	17.4	0.158	0.00644			
2194.02	Kepler-371 c	67.968015	1.78	9.3	0.10	0.01645	1.2511	323.2	7.802	96.56290	27.0	7	1
		0.001070	0.45	5.7	+0.36-0.10	0.00061	0.2859	16.7	0.206	0.00949			
2195.01	Kepler-372 c	20.053763	2.09	87.6	0.23	0.01684	0.7501	329.5	6.031	69.58035	29.2	7	1
		0.000190	0.90	88.3	+0.21-0.23	0.00052	0.1686	14.9	0.187	0.00595			

Table 3—Continued

KOI	Kepler ID	P days	R_p R_\oplus	S S_\oplus	b	R_p/R_\star	ρ_c g cm^{-3}	T_{dep} ppm	T_{dur} hours	T_0 BJD-2454900	S/N	fp	DynTest
2195.02	Kepler-372 d	30.092568	1.69	51.4	0.30	0.01363	0.5484	216.8	7.499	82.03083	17.1	7	1
		0.000680	0.73	51.8	+0.13-0.30	0.00065	0.1959	17.9	0.468	0.01474			
2195.03	Kepler-372 b	6.849692	1.36	369.2	0.20	0.01099	0.8063	140.6	4.120	67.68069	18.6	7	1
		0.000134	0.59	372.5	+0.23-0.20	0.00048	0.2095	11.3	0.259	0.01274			
2218.01	Kepler-373 b	5.535309	1.36	199.1	0.16	0.01476	2.0087	245.9	2.864	65.76048	29.1	7	1
		0.000029	0.67	232.6	+0.31-0.15	0.00055	0.4732	14.1	0.134	0.00318			
2218.02	Kepler-373 c	16.725948	1.24	45.1	0.48	0.01345	4.2279	177.2	2.875	76.74868	11.9	7	1
		0.000227	0.62	52.8	+0.44-0.27	0.00085	2.4992	22.8	0.251	0.00671			
2220.01	Kepler-374 c	3.282807	1.10	537.4	0.29	0.01108	0.7009	141.6	3.309	64.89972	25.2	7	1
		0.000020	0.57	654.5	+0.16-0.29	0.00040	0.1728	7.6	0.115	0.00375			
2220.02	Kepler-374 d	5.028219	1.31	302.3	0.69	0.01313	0.4320	181.5	3.440	67.10741	26.0	7	1
		0.000040	0.70	368.1	+0.02-0.51	0.00161	0.4682	9.4	0.129	0.00447			
2220.03	Kepler-374 b	1.897806	1.03	1127.1	0.05	0.01033	0.9079	126.7	2.641	65.67854	28.8	7	1
		0.000011	0.54	1372.7	+0.42-0.05	0.00037	0.2324	6.8	0.105	0.00407			
2224.01		3.730866	1.21	374.7	0.32	0.01242	1.3933	181.3	2.723	65.89274	24.1	7	1
		0.000030	0.56	410.4	+0.15-0.32	0.00056	0.4390	12.1	0.132	0.00501			
2224.02		86.126613	1.48	5.7	0.33	0.01517	0.9069	272.4	8.925	133.96593	3.2	-1	1
		0.046221	0.69	6.2	+0.11-0.33	0.00116	0.5055	37.0	2.053	0.05905			
2236.01	Kepler-375 c	19.986326	2.65	36.3	0.93	0.02901	0.2649	646.7	3.810	68.52342	24.2	7	1
		0.000184	0.96	31.1	+0.02-0.64	0.00295	2.2695	38.0	0.137	0.00545			
2236.02	Kepler-375 b	12.125934	1.45	70.8	0.32	0.01592	3.2649	298.2	3.040	75.10445	14.5	7	1
		0.000204	0.51	60.5	+0.13-0.32	0.00105	1.6841	33.2	0.280	0.00691			
2248.01		2.818144	1.48	296.0	0.49	0.01694	3.2851	328.1	1.727	65.25129	28.4	7	1
		0.000012	0.13	69.2	+0.09-0.41	0.00070	1.2996	17.1	0.075	0.00257			
2248.02		9.490880	1.14	58.8	0.20	0.01305	3.8884	208.2	2.723	64.52586	8.4	2	1
		0.000128	0.12	13.8	+0.28-0.20	0.00096	1.4804	26.3	0.357	0.00871			
2248.03		0.761949	1.03	1801.3	0.00	0.01183	3.0199	172.3	1.313	65.78526	24.8	7	1
		0.000003	0.09	420.9	+0.46-0.00	0.00053	0.8521	11.0	0.080	0.00233			
2248.04		2.646218	1.05	330.8	0.34	0.01204	5.2551	174.0	1.547	65.66882	12.6	2	1
		0.000021	0.11	77.3	+0.26-0.26	0.00086	1.9414	18.6	0.158	0.00530			
2261.01		3.975997	1.08	181.1	0.34	0.01267	2.7123	192.4	2.208	66.62164	30.0	7	1
		0.000018	0.08	39.2	+0.15-0.34	0.00048	0.8710	9.1	0.077	0.00274			
2261.02		6.625427	0.78	90.7	0.95	0.00912	0.1799	57.9	2.376	69.20986	5.5	-1	1
		0.002269	0.49	19.6	+0.01-0.66	0.00571	4.4306	14.7	0.649	0.06678			

Table 3—Continued

KOI	Kepler ID	P days	R_p R_{\oplus}	S S_{\oplus}	b	R_p/R_{\star}	ρ_c g cm^{-3}	T_{dep} ppm	T_{dur} hours	T_0 BJD-2454900	S/N	fp	DynTest
2278.01	Kepler-376 c	14.172327	1.79	113.2	0.19	0.01396	6.6562	230.0	2.610	75.59795	27.1	7	1
		0.000108	0.36	53.1	+0.26-0.19	0.00056	1.8824	13.9	0.123	0.00444			
2278.02	Kepler-376 b	4.920199	1.07	460.8	0.34	0.00831	0.5968	80.0	3.915	68.40794	18.6	7	1
		0.000073	0.22	216.4	+0.12-0.34	0.00040	0.2176	6.9	0.220	0.00788			
2279.01	Kepler-377 c	27.014976	2.06	50.7	0.34	0.01542	1.0355	274.9	5.776	65.50842	25.2	7	1
		0.000347	0.39	23.6	+0.09-0.34	0.00053	0.3120	14.4	0.201	0.00837			
2279.02	Kepler-377 b	12.509529	1.39	141.3	0.06	0.01042	1.6648	126.0	4.022	70.00758	15.1	7	1
		0.000257	0.27	65.7	+0.42-0.06	0.00067	0.8560	13.7	0.350	0.01348			
2287.01	Kepler-378 b	16.092361	0.75	15.2	0.54	0.01023	11.5243	119.8	1.937	75.51349	20.4	7	1
		0.000073	0.15	2.9	+0.05-0.46	0.00204	5.0362	7.3	0.092	0.00296			
2287.02	Kepler-378 c	28.906009	0.70	6.9	0.35	0.00960	7.3805	114.5	3.043	91.82172	15.2	7	1
		0.000216	0.05	1.3	+0.10-0.35	0.00044	2.4714	7.3	0.164	0.00444			
2289.01	Kepler-379 c	62.784697	2.29	19.3	0.18	0.01603	5.1586	301.9	4.678	90.30359	21.6	7	1
		0.000661	0.43	8.3	+0.27-0.18	0.00063	1.2853	19.0	0.162	0.00544			
2289.02	Kepler-379 b	20.098380	1.66	88.8	0.00	0.01162	1.3194	159.2	5.105	140.57590	22.5	7	1
		0.000180	0.31	38.4	+0.45-0.00	0.00049	0.2993	10.0	0.169	0.00529			
2298.01		16.667069	0.66	10.3	0.20	0.01204	3.1659	181.5	3.512	74.76581	21.5	2	1
		0.000153	0.06	3.4	+0.25-0.20	0.00054	0.8974	11.4	0.169	0.00567			
2298.02		31.805873	0.64	4.4	0.29	0.01166	4.3036	167.5	3.848	83.67545	15.3	2	1
		0.000424	0.06	1.5	+0.17-0.29	0.00069	1.4822	16.7	0.223	0.00854			
2311.01		191.855282	1.28	2.0	0.39	0.01184	23.4614	165.5	3.830	227.45659	8.3	2	1
		0.008705	0.39	0.8	+0.35-0.33	0.00303	8.6051	23.5	0.892	0.01421			
2311.02		13.724381	0.64	67.3	0.56	0.00595	0.0504	25.4	11.092	78.12506	11.3	2	1
		0.000689	0.12	26.6	+0.01-0.48	0.00049	0.0595	6.5	1.282	0.03153			
2333.01	Kepler-380 b	3.930821	1.19	716.2	0.19	0.00894	1.2445	93.2	2.962	68.19896	22.7	7	1
		0.000038	0.24	356.6	+0.24-0.19	0.00036	0.3224	6.3	0.148	0.00643			
2333.02	Kepler-380 c	7.630004	1.27	294.3	0.04	0.00951	2.5791	106.4	2.949	70.08071	19.8	7	1
		0.000073	0.28	146.5	+0.42-0.04	0.00090	0.7768	7.7	0.141	0.00585			
2339.01		2.032315	1.07	248.0	0.13	0.01450	12.4446	263.6	1.121	65.64354	28.6	7	1
		0.000007	0.07	47.0	+0.33-0.13	0.00064	3.5921	15.7	0.065	0.00193			
2339.02		65.190044	1.01	2.4	0.21	0.01371	1.2790	236.8	7.485	110.59589	4.3	-1	1
		0.005426	0.11	0.5	+0.25-0.21	0.00128	1.0083	39.4	1.706	0.03826			
2352.01	Kepler-381 c	13.391635	1.12	230.2	0.49	0.00653	1.9288	49.0	3.417	66.05506	27.5	5	1
		0.000129	0.25	118.7	+0.01-0.48	0.00023	0.7515	2.4	0.136	0.00424			

Table 3—Continued

KOI	Kepler ID	P days	R_p R_\oplus	S S_\oplus	b	R_p/R_\star	ρ_c g cm^{-3}	T_{dep} ppm	T_{dur} hours	T_0 BJD-2454900	S/N	fp	DynTest
2352.02	Kepler-381 b	5.629021	0.99	723.6	0.29	0.00581	0.7095	40.1	3.913	67.74616	36.6	5	1
		0.000028	0.22	372.9	+0.14-0.29	0.00015	0.1563	1.4	0.081	0.00277			
2352.03		8.256319	0.99	436.2	0.45	0.00581	6.5077	38.9	1.987	70.92490	21.6	2	1
		0.000053	0.22	224.8	+0.10-0.38	0.00024	2.5469	2.6	0.111	0.00388			
2357.01		2.420847	1.94	767.8	0.97	0.01967	0.0229	253.9	3.355	66.58075	23.3	7	1
		0.000026	0.95	837.4	+0.00-0.68	0.00325	0.4632	15.7	0.140	0.00675			
2357.02		15.904293	2.02	61.2	0.37	0.02053	15.5474	477.3	1.951	64.49792	14.8	2	1
		0.000151	0.94	66.7	+0.36-0.13	0.00134	5.4113	46.8	0.141	0.00663			
2362.01		2.237251	1.85	396.9	0.24	0.02118	6.9104	534.5	1.391	66.67097	27.5	2	1
		0.000013	1.05	557.8	+0.20-0.23	0.00081	1.9939	31.0	0.086	0.00410			
2362.02		11.085085	2.21	46.1	0.29	0.02528	19.5342	756.6	1.658	288.03262	20.0	7	1
		0.000097	1.25	64.8	+0.19-0.29	0.00127	5.3647	58.4	0.099	0.00421			
2369.01		11.018174	2.28	120.7	0.41	0.02101	0.9338	507.8	4.346	72.87563	21.5	7	1
		0.000121	1.12	138.5	+0.05-0.39	0.00081	0.3251	32.6	0.216	0.00755			
2369.02		6.314644	1.46	253.5	0.03	0.01343	12.7891	218.2	1.630	106.29192	7.8	2	1
		0.000133	0.74	290.9	+0.48-0.03	0.00168	6.7263	47.3	0.335	0.01134			
2374.01	Kepler-382 b	5.262155	1.32	259.8	0.60	0.01284	0.7287	182.4	3.229	69.36774	21.3	7	1
		0.000047	0.63	296.1	+0.33-0.41	0.00057	0.6151	12.8	0.147	0.00573			
2374.02	Kepler-382 c	12.162701	1.59	83.5	0.03	0.01541	14.2957	289.0	1.958	70.53267	16.9	7	1
		0.000109	0.77	95.2	+0.44-0.03	0.00092	5.4615	25.6	0.165	0.00493			
2413.01	Kepler-383 b	12.904532	1.32	22.0	0.33	0.01796	2.6488	402.8	3.322	77.31985	23.4	7	1
		0.000121	0.52	21.9	+0.11-0.33	0.00080	0.7893	24.5	0.159	0.00557			
2413.02	Kepler-383 c	31.200751	1.24	6.7	0.36	0.01685	4.3998	349.7	3.718	73.07568	13.9	7	1
		0.000354	0.49	6.6	+0.10-0.36	0.00098	1.4503	31.1	0.195	0.00710			
2414.01	Kepler-384 b	22.597053	1.12	30.7	0.02	0.01158	0.8992	161.5	6.031	73.41990	26.2	7	1
		0.000243	0.32	21.0	+0.40-0.02	0.00042	0.1744	8.3	0.173	0.00748			
2414.02	Kepler-384 c	45.348269	1.13	12.1	0.10	0.01176	3.8633	165.2	4.657	75.25080	18.2	7	1
		0.000779	0.33	8.2	+0.35-0.10	0.00061	1.1208	14.0	0.255	0.00907			
2422.01		26.783945	1.86	27.7	0.23	0.01690	2.6093	347.4	4.384	73.75259	20.9	7	1
		0.000252	0.76	27.4	+0.22-0.23	0.00072	0.6866	22.1	0.187	0.00589			
2422.02		57.389341	1.73	10.1	0.13	0.01574	12.6430	304.1	3.394	74.62058	13.2	2	1
		0.000983	0.71	9.9	+0.34-0.13	0.00108	4.2080	35.1	0.291	0.00981			
2433.01	Kepler-385 c	15.163161	3.04	112.7	0.94	0.02475	0.0285	469.6	6.804	77.45741	25.7	7	1
		0.000269	1.56	136.2	+0.01-0.65	0.00290	0.2704	23.9	0.163	0.01090			

Table 3—Continued

KOI	Kepler ID	P days	R_p R_\oplus	S S_\oplus	b	R_p/R_\star	ρ_c g cm^{-3}	T_{dep} ppm	T_{dur} hours	T_0 BJD-2454900	S/N	fp	DynTest
2433.02	Kepler-385 b	10.043686	2.73	193.1	0.84	0.02223	0.1762	459.9	4.597	286.62503	29.6	7	1
		0.000128	1.38	233.5	+0.00-0.61	0.00143	0.3829	22.4	0.164	0.00531			
2442.01	Kepler-386 c	25.193458	1.58	15.8	0.00	0.01885	2.2588	439.0	4.634	79.43209	19.6	7	1
		0.000342	0.89	21.0	+0.44-0.00	0.00093	0.5987	33.0	0.216	0.00820			
2442.02	Kepler-386 b	12.310430	1.39	41.1	0.80	0.01662	0.4217	263.6	3.939	74.86305	14.2	7	1
		0.000218	0.82	54.7	+0.02-0.56	0.00318	0.9973	26.4	0.219	0.01048			
2443.01	Kepler-387 b	6.791636	1.03	235.4	0.03	0.00902	1.8016	95.0	3.197	69.48730	20.1	7	1
		0.000094	0.24	134.9	+0.42-0.03	0.00043	0.5608	8.0	0.230	0.00817			
2443.02	Kepler-387 c	11.837549	0.89	113.3	0.13	0.00782	2.8891	72.4	3.256	75.21210	12.7	7	1
		0.000329	0.22	65.0	+0.33-0.13	0.00068	2.0817	11.0	0.431	0.01677			
2466.01	Kepler-388 b	3.173315	0.81	97.1	0.20	0.01267	3.0825	202.8	2.042	66.69965	24.8	7	1
		0.000018	0.10	40.7	+0.27-0.20	0.00063	0.9769	13.0	0.112	0.00350			
2466.02	Kepler-388 c	13.297004	0.86	14.5	0.18	0.01346	3.1599	235.1	3.277	73.94788	17.0	7	1
		0.000185	0.11	6.1	+0.27-0.18	0.00077	1.0107	18.7	0.193	0.00559			
2473.01	Kepler-389 b	3.244107	1.51	279.0	0.25	0.01745	2.8670	366.2	2.094	65.94408	20.9	7	1
		0.000030	0.77	352.2	+0.19-0.25	0.00080	0.9125	26.7	0.132	0.00642			
2473.02		73.461159	4.59	4.4	0.86	0.05304	0.0560	2516.5	13.430	306.15924	4.5	-1	1
		0.022941	2.38	5.6	+0.06-0.60	0.00550	0.1798	210.7	0.813	0.01350			
2473.03	Kepler-389 c	14.511430	1.46	38.8	0.31	0.01691	4.2485	343.1	2.967	76.86026	11.1	7	1
		0.000305	0.75	48.9	+0.11-0.31	0.00123	1.9027	43.2	0.272	0.01341			
2498.01	Kepler-390 b	6.738088	0.82	90.8	0.37	0.00965	3.5002	113.6	2.377	66.32269	17.7	7	1
		0.000067	0.07	19.5	+0.08-0.37	0.00052	1.4748	9.8	0.188	0.00634			
2498.02	Kepler-390 c	13.060022	0.79	37.6	0.48	0.00936	4.0772	102.1	2.665	77.33121	14.0	7	1
		0.000257	0.08	8.1	+0.00-0.48	0.00068	2.5360	12.7	0.368	0.00969			
2521.01		28.475127	2.17	13.1	0.66	0.02646	1.2747	755.3	4.524	87.56989	22.3	7	1
		0.000450	1.03	15.0	+0.01-0.51	0.00398	0.8775	54.8	0.359	0.00879			
2521.02		4.866397	2.50	140.1	0.99	0.03055	0.0658	351.3	2.426	286.32935	15.9	2	1
		0.000058	1.25	159.8	+0.01-0.72	0.00661	3.9292	38.0	0.314	0.00559			
2529.01		16.796995	1.56	6.7	0.58	0.02998	2.3402	1027.9	3.354	67.04279	23.2	7	1
		0.000131	0.29	2.5	+0.02-0.49	0.00490	1.0720	60.7	0.135	0.00425			
2529.02		64.001621	1.65	1.1	0.50	0.03170	3.9346	1193.7	4.642	65.61472	15.3	2	1
		0.000854	0.18	0.4	+0.02-0.47	0.00189	1.9227	96.3	0.286	0.00680			
2533.01		6.033261	4.28	1648.3	0.84	0.00988	0.0101	90.9	10.281	70.11681	24.2	7	1
		0.000108	1.11	886.4	+0.08-0.58	0.00127	0.0169	4.7	0.276	0.00904			

Table 3—Continued

KOI	Kepler ID	P days	R_p R_{\oplus}	S S_{\oplus}	b	R_p/R_{\star}	ρ_c g cm^{-3}	T_{dep} ppm	T_{dur} hours	T_0 BJD-2454900	S/N	fp	DynTest
2533.02		9.492108	2.57	901.6	0.76	0.00593	0.0167	31.3	11.348	69.15150	6.1	-1	1
		0.001259	0.65	484.9	+0.21-0.53	0.00069	0.1431	9.6	2.740	0.05472			
2534.01		3.025555	1.38	1179.5	0.44	0.00958	0.7074	105.0	3.011	67.36433	23.8	7	1
		0.000027	0.28	546.2	+0.05-0.42	0.00038	0.2412	6.8	0.135	0.00468			
2534.02		5.422036	1.26	549.5	0.01	0.00876	2.4738	90.1	2.669	66.45996	13.3	2	1
		0.000054	0.26	254.4	+0.44-0.01	0.00053	0.7247	9.1	0.152	0.00612			
2541.01	Kepler-391 b	7.416755	3.20	1009.7	0.38	0.00821	0.1608	75.3	6.832	70.95889	23.7	7	1
		0.000129	0.78	570.2	+0.07-0.38	0.00036	0.0492	5.1	0.239	0.01172			
2541.02	Kepler-391 c	20.485435	3.54	261.9	0.11	0.00909	0.1561	96.3	10.381	79.92391	21.6	7	1
		0.000393	0.86	147.9	+0.35-0.11	0.00045	0.0398	6.6	0.327	0.01078			
2554.01		39.756405	1.43	2.3	0.82	0.02733	23.7443	673.4	1.500	83.59853	14.1	2	1
		0.000298	0.19	0.8	+0.10-0.01	0.00276	6.3979	73.6	0.141	0.00377			
2554.02		10.271243	0.84	14.1	0.61	0.01596	1.4832	283.5	3.162	68.17706	18.9	7	1
		0.000106	0.17	5.0	+0.05-0.46	0.00291	0.8678	24.4	0.180	0.00644			
2585.01	Kepler-392 b	5.341853	1.00	407.4	0.24	0.00814	1.5101	78.1	3.043	69.30141	20.9	7	1
		0.000055	0.21	232.9	+0.18-0.24	0.00036	0.3850	5.6	0.185	0.00756			
2585.02	Kepler-392 c	10.423118	1.10	164.0	0.08	0.00895	7.6826	94.3	2.266	68.15286	15.6	7	1
		0.000087	0.23	93.8	+0.39-0.08	0.00049	2.3988	8.3	0.153	0.00501			
2586.01		2.131972	1.66	949.9	0.05	0.01486	3.9066	265.6	1.689	66.64996	23.1	7	1
		0.000011	0.69	986.4	+0.42-0.05	0.00065	1.0386	16.1	0.082	0.00354			
2586.02		5.970517	1.32	244.6	0.52	0.01178	18.1252	153.5	1.219	289.52637	6.6	-1	1
		0.000127	0.60	254.0	+0.28-0.33	0.00211	7.4219	39.0	0.317	0.00824			
2595.01	Kepler-393 b	9.182417	1.29	302.8	0.63	0.00852	0.4588	76.9	4.343	67.04813	21.8	7	1
		0.000096	0.25	135.8	+0.02-0.49	0.00035	0.4342	5.3	0.170	0.00560			
2595.02	Kepler-393 c	14.613612	1.33	163.1	0.76	0.00883	0.2281	79.0	5.401	73.41240	18.9	7	1
		0.000231	0.31	73.1	+0.02-0.55	0.00119	0.3699	5.7	0.191	0.00736			
2597.01	Kepler-394 b	8.005013	1.60	279.6	0.24	0.01293	1.6150	193.6	3.419	71.71069	17.2	7	1
		0.000090	0.82	332.4	+0.24-0.24	0.00064	0.6265	16.5	0.246	0.00687			
2597.02	Kepler-394 c	12.130686	1.66	159.2	0.45	0.01341	1.3825	204.5	3.819	72.89729	15.6	7	1
		0.000180	0.86	189.2	+0.02-0.45	0.00073	0.6291	18.5	0.243	0.00918			
2597.03		5.613607	1.45	442.3	0.45	0.01173	1.4566	154.9	2.903	64.81498	15.9	2	1
		0.000061	0.75	525.7	+0.52-0.25	0.00069	0.6843	14.5	0.192	0.00585			
2612.01		4.612236	0.52	260.7	0.35	0.00507	1.8111	30.6	2.627	66.86219	16.6	2	1
		0.000042	0.26	312.0	+0.12-0.35	0.00027	0.6492	2.6	0.160	0.00546			

Table 3—Continued

KOI	Kepler ID	P days	R_p R_\oplus	S S_\oplus	b	R_p/R_\star	ρ_c g cm^{-3}	T_{dep} ppm	T_{dur} hours	T_0 BJD-2454900	S/N	fp	DynTest
2612.02		7.573075	0.50	136.0	0.39	0.00490	2.8200	28.5	2.619	64.93594	13.2	2	1
		0.000082	0.25	162.8	+0.06-0.39	0.00035	1.2671	3.4	0.206	0.00737			
2639.01		25.112309	2.95	56.6	0.34	0.02307	0.4022	622.6	7.806	79.34614	11.5	2	1
		0.007353	1.34	59.8	+0.12-0.34	0.00184	0.6200	92.1	1.121	0.03371			
2639.02		2.121026	3.66	1500.6	0.32	0.02864	0.2344	969.5	4.207	102.97844	7.6	2	1
		0.002795	1.66	1583.0	+0.17-0.32	0.00249	0.1371	174.6	1.283	0.11666			
2650.01	Kepler-395 c	34.989262	1.32	2.9	0.40	0.02173	2.7856	563.6	4.459	77.22265	15.7	7	1
		0.000543	0.09	0.6	+0.09-0.38	0.00126	1.0732	50.5	0.264	0.00909			
2650.02	Kepler-395 b	7.054346	1.03	24.5	0.09	0.01702	8.9062	363.6	1.909	69.19136	13.8	7	1
		0.000070	0.08	4.2	+0.39-0.09	0.00106	3.4686	38.3	0.197	0.00566			
2671.01		21.476432	17.95	38.7	0.69	0.16440	1.4175	28135.7	4.709	82.26022	316.1	0	2
		0.000038	0.17	0.0	+0.02-0.02	0.00159	0.1147	234.7	0.060	0.00141			
2671.02		17.551013	5.90	50.6	0.18	0.05401	3.0830	3662.7	3.777	62.74550	11.3	0	1
		0.000987	0.60	0.0	+0.28-0.18	0.00545	1.5238	6066.0	0.775	0.04631			
2672.01	Kepler-396 c	88.519806 ^{tt}	4.92	5.6	0.03	0.04573	2.6372	2564.8	6.864	115.64230	286.3	5	1
		0.000130	0.78	2.2	+0.16-0.03	0.00021	0.0923	14.1	0.025	0.00084			
2672.02	Kepler-396 b	42.990863 ^{tt}	3.21	14.8	0.14	0.02983	3.9207	1087.7	4.616	95.51105	170.4	5	1
		0.000073	0.51	5.8	+0.21-0.14	0.00038	0.4466	12.9	0.036	0.00106			
2674.01		197.510226	10.59	6.4	0.84	0.05311	0.3007	2625.8	11.245	205.38773	202.5	7	0
		0.000461	3.48	5.2	+0.01-0.01	0.00046	0.0288	17.6	0.100	0.00142			
2674.02		11.172725	1.67	296.9	0.20	0.00839	0.3950	82.3	6.131	73.00468	20.5	7	1
		0.000167	0.55	238.3	+0.23-0.20	0.00039	0.1012	5.9	0.277	0.00979			
2681.01	Kepler-397 c	135.498527	6.18	1.8	0.84	0.07375	1.0578	4962.7	6.901	166.69038	78.3	7	1
		0.000668	0.56	0.5	+0.02-0.05	0.00203	0.3028	96.5	0.223	0.00246			
2681.02	Kepler-397 b	22.250949	2.46	20.1	0.94	0.02933	2.7403	612.2	1.689	82.43067	13.3	7	2
		0.000186	21.32	5.0	+0.74-0.11	0.25418	8.5143	92.8	0.283	0.00524			
2693.01	Kepler-398 b	4.081423	0.93	70.8	0.87	0.01384	0.4178	158.0	2.287	66.85795	44.8	7	1
		0.000011	0.10	12.8	+0.03-0.60	0.00132	1.1649	4.8	0.047	0.00176			
2693.02	Kepler-398 c	11.419412	1.01	18.1	0.90	0.01503	0.2582	173.6	3.342	75.11768	34.2	7	1
		0.000047	0.11	3.2	+0.04-0.63	0.00154	1.1335	6.5	0.085	0.00271			
2696.01		96.456564	5.39	27.5	0.66	0.02979	0.3050	943.7	10.976	147.74663	78.0	2	2
		0.000459	2.29	27.1	+0.02-0.55	0.00076	0.1850	15.8	0.172	0.00254			
2696.02		44.564698	3.06	76.8	0.42	0.01692	0.7522	324.4	7.335	76.42892	41.3	7	1
		0.000355	1.30	76.0	+0.05-0.42	0.00045	0.2064	12.0	0.156	0.00488			

Table 3—Continued

KOI	Kepler ID	P days	R_p R_\oplus	S S_\oplus	b	R_p/R_\star	ρ_c g cm^{-3}	T_{dep} ppm	T_{dur} hours	T_0 BJD-2454900	S/N	fp	DynTest
2707.01	Kepler-399 d	58.034616	1.89	5.6		0.02545	3.1183	788.3	5.435	71.73323	39.1	7	1
		0.000363	1.01	7.0	+0.25-0.19	0.00073	0.6519	26.3	0.137	0.00419			
2707.02	Kepler-399 b	14.425281	0.96	35.7	0.21	0.01287	2.3694	199.1	3.686	69.75198	16.1	7	1
		0.000144	0.51	45.1	+0.25-0.21	0.00067	0.6363	16.7	0.178	0.00606			
2707.03	Kepler-399 c	26.675690	1.43	15.8	0.18	0.01927	10.8486	448.5	2.758	82.99908	21.8	7	1
		0.000171	0.77	19.9	+0.27-0.18	0.00084	3.1452	27.5	0.157	0.00430			
2711.01	Kepler-400 b	9.024389	1.65	186.1	0.01	0.01323	2.5889	209.0	3.128	66.53848	42.1	7	1
		0.000034	0.30	80.8	+0.45-0.01	0.00036	0.5470	6.8	0.072	0.00239			
2711.02	Kepler-400 c	17.340824	1.49	78.4	0.17	0.01192	3.6142	168.9	3.425	71.96655	25.0	7	1
		0.000100	0.28	34.0	+0.25-0.17	0.00042	0.7652	8.6	0.119	0.00419			
2714.01	Kepler-401 b	14.383035	1.71	149.6	0.54	0.01177	0.1145	151.0	8.729	73.55968	30.5	7	1
		0.000211	0.40	65.0	+0.08-0.42	0.00173	0.0524	6.6	0.277	0.01006			
2714.02	Kepler-401 c	47.318218	2.15	30.8	0.24	0.01477	0.3239	256.6	10.579	103.06041	27.4	7	1
		0.000695	0.40	13.4	+0.21-0.24	0.00040	0.0709	9.2	0.206	0.00897			
2722.01	Kepler-402 c	6.124821	1.56	425.4	0.59	0.01128	0.6958	138.8	3.467	67.93600	24.3	7	1
		0.000026	0.35	199.4	+0.01-0.49	0.00125	0.5655	4.4	0.081	0.00285			
2722.02	Kepler-402 e	11.242861	1.46	189.0	0.21	0.01058	1.2396	130.8	4.194	69.31655	31.9	7	1
		0.000059	0.29	88.6	+0.27-0.21	0.00035	0.3199	5.3	0.103	0.00355			
2722.03	Kepler-402 b	4.028751	1.22	756.2	0.06	0.00883	1.3113	91.2	2.985	66.76902	19.1	7	1
		0.000019	0.24	354.5	+0.41-0.06	0.00028	0.2806	4.1	0.087	0.00310			
2722.04	Kepler-402 d	8.921099	1.38	259.9	0.11	0.00998	1.3508	117.2	3.838	70.49095	17.4	7	1
		0.000056	0.27	121.8	+0.34-0.11	0.00030	0.3142	5.2	0.108	0.00423			
2732.01	Kepler-403 b	7.031462	1.25	376.4	0.11	0.00864	0.3007	87.4	5.848	67.45161	37.9	7	1
		0.000051	0.22	159.4	+0.33-0.11	0.00024	0.0591	3.3	0.128	0.00453			
2732.02	Kepler-403 c	13.611604	1.27	156.2	0.40	0.00875	0.2221	87.4	7.456	77.17178	20.5	2	1
		0.000118	0.23	66.1	+0.06-0.40	0.00026	0.0626	3.8	0.157	0.00500			
2732.03	Kepler-403 c	54.280749	1.75	24.6	0.53	0.01206	1.8929	161.9	5.373	73.71720	21.5	7	1
		0.000562	0.32	10.4	+0.01-0.45	0.00043	0.8008	9.1	0.201	0.00648			
2768.01	Kepler-404 b	11.829851	1.27	68.7	0.56	0.01318	0.3369	168.6	5.635	70.61764	14.3	7	1
		0.000209	0.55	62.9	+0.41-0.35	0.00281	0.1950	19.3	0.422	0.01179			
2768.02	Kepler-404 c	14.751166	1.72	51.3	0.85	0.01785	13.7961	286.4	1.166	70.13760	10.3	7	1
		0.000261	0.85	47.0	+0.03-0.59	0.00576	7.1083	43.4	0.351	0.01059			
2942.01	Kepler-404 c	13.843068	1.83	56.4	0.03	0.01981	1.8321	472.3	4.072	72.94845	17.6	2	1
		0.000160	0.76	58.7	+0.44-0.03	0.00090	0.5083	32.7	0.197	0.00822			

Table 3—Continued

KOI	Kepler ID	P days	R_p R_\oplus	S S_\oplus	b	R_p/R_\star	ρ_c g cm^{-3}	T_{dep} ppm	T_{dur} hours	T_0 BJD-2454900	S/N	fp	DynTest
2942.02		24.276574	1.90	26.8	0.09	0.02059	1.9279	516.7	4.814	85.41539	16.4	2	1
		0.000422	0.79	27.9	+0.37-0.09	0.00103	0.5088	48.6	0.269	0.01227			
3057.01	Kepler-405 c	29.726682	4.66	23.1	0.88	0.04775	12.7679	2021.9	1.534	1660.20398	18.6	7	2
		0.011477	26.65	27.1	+0.71-0.07	0.27214	7.3513	1850.8	0.525	0.40097			
3057.02	Kepler-405 b	10.613839	2.08	90.6	0.45	0.02130	1.5557	526.1	3.538	296.73676	18.8	7	1
		0.000111	0.99	106.3	+0.01-0.42	0.00088	0.5449	10595.4	0.509	0.00454			

Note. — fp: 0 - false-positive, 1 - Period/Epoch collision, 2 - not clean centroid, 3 - nearby stars makes unclean, 4 - unsaturated manual centroid pass, 5 - saturated pass, 6 - Q1-Q12 autopass, 7 - Q1-Q15 autopass. DynTest: 0 - failed dynamic test, 1 - dynamic test not performed, 2 - passes dynamic test

Table 4. Close Neighbours Discovered with High-resolution Imaging

KOI	Companion Offset (arcsec)	Transit Position σ (arcsec)	Companion Offset from Transit Position in σ	Disposition
112.01	0.1	0.1840	1.0	fail
112.02	0.1	0.2900	0.4	fail
270.01	0.05	saturated	<3	fail
270.02	0.05	saturated	<3	fail
285.01	1.44	saturated	<3	fail
285.02	1.44	saturated	<3	fail
279.01	0.922	saturated	<3	fail
279.02	0.922	saturated	<3	fail
307.01	0.080	0.2745	1.1, 1.1	fail
307.02	0.080	0.2333	0.6, 1.3	fail
102.01	2.76, 5.45	0.7886	6.0	pass
102.02	2.76, 5.45	0.7886	6.0	pass
123.01	2.03, 5.27	0.1950	11.3	pass
123.02	2.03, 5.27	0.2290	9.2	pass
124.01	2.4	0.1945	12.7	pass
124.02	2.4	0.2187	11.8	pass
153.01	5.14	0.1104	53.7	pass
153.02	5.14	0.1186	61.8	pass
251.01	3.45, 4.76	0.1026	44.5	pass
251.02	3.45, 4.76	0.6723	9.6	pass
283.01	5.96	saturated	>3	pass
283.02	5.96	saturated	>3	pass
555.01	4.01	0.3456	25	pass
555.02	4.01	0.1852	12.5	pass
298.02	0.825	0.9002	1.4	fail

Note. — KOIs with otherwise clean centroids that have close companions revealed by high-resolution imaging. For non-saturated targets, the companion offset in σ is companion’s offset divided by the uncertainty in the centroid measurement for that KOI. When the companion is within 3σ of the measured transit location we do not validate the target. Two distances in σ are given for KOI 307 because there is a 180 degree ambiguity in the position angle of the companion.

Table 5. TTV Measurements

n	t_n	TTV_n days	$TTV_{n\sigma}$ days
KOI-89.01			
1	83.56887677	-0.00469193	0.00463798
2	168.25615788	0.00778280	0.00516824
3	252.94343900	-0.00271064	0.00555464
4	337.63072011	-0.00016954	0.00476691
5	422.31800122	0.00327206	0.00417621
6	507.00528233	-0.00463520	0.00479403
7	591.69256345	0.01299045	0.00805245
8	676.37984456	0.00975161	0.00425755
9	761.06712567	0.02165216	0.00395487
10	845.75440678	-0.04881705	0.01201981
11	930.44168789	0.00158643	0.00540031
12	1015.12896901	0.00220596	0.00437501
13	1099.81625012	0.00631963	0.00419635
KOI-89.02			
1	222.88301163	-0.02540113	0.00275003
2	430.46918841	0.02681994	0.00248308
3	638.05536519	0.00738233	0.00321930
4	845.64154197	0.01459505	0.00787256
5	1053.22771875	-0.02928310	0.00312264
KOI-94.01			
1	65.74076388	0.00225177	0.00036658
2	88.08374268	-0.00049457	0.00028418
11	289.17055180	-0.00025281	0.00049360
12	311.51353060	0.00114436	0.00270664
13	333.85650939	0.00046567	0.00432967
14	356.19948818	0.00106531	0.00057328
15	378.54246697	0.00003749	0.00055978
16	400.88544576	-0.00020364	0.00056129
17	423.22842456	0.00156312	0.00027064
18	445.57140335	-0.00175704	0.00029028
19	467.91438214	0.00051162	0.00059437
28	669.00119127	0.00237404	0.00036207
29	691.34417006	-0.00064501	0.00285220
30	713.68714885	0.00142408	0.00038260
32	758.37310644	-0.00142232	0.00126874
33	780.71608523	0.00043150	0.00025590
34	803.05906402	-0.00101907	0.00030884
35	825.40204281	0.00169851	0.00036495
45	1048.83183073	-0.00113621	0.00041459
...			

Note. — Table 5 is published in its entirety in the electronic edition of the *Astrophysical Journal Letters*. A portion is shown here for guidance regarding its form and content.

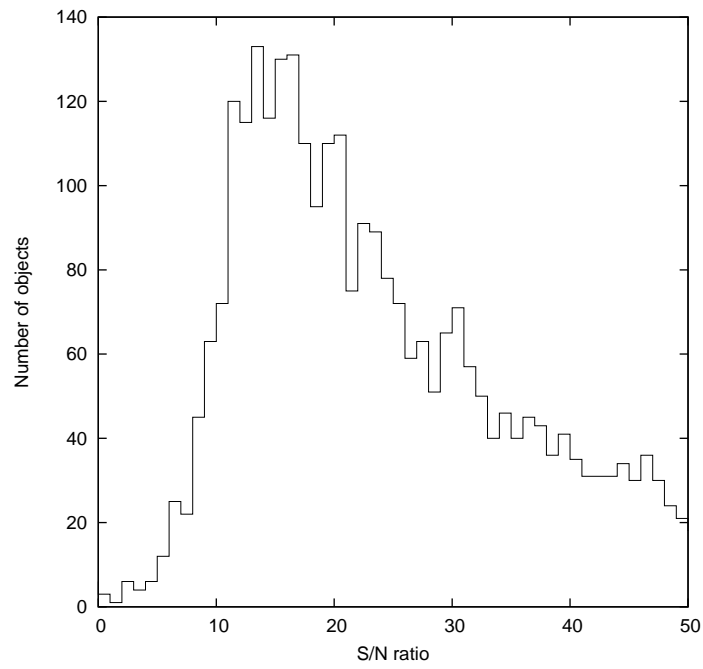


Fig. 1.— Histogram of the signal-to-noise ratio for the Q1–Q8 KOI (first row of Table 1 sample. Approximately 1/3 of the sample has a S/N greater than 50.

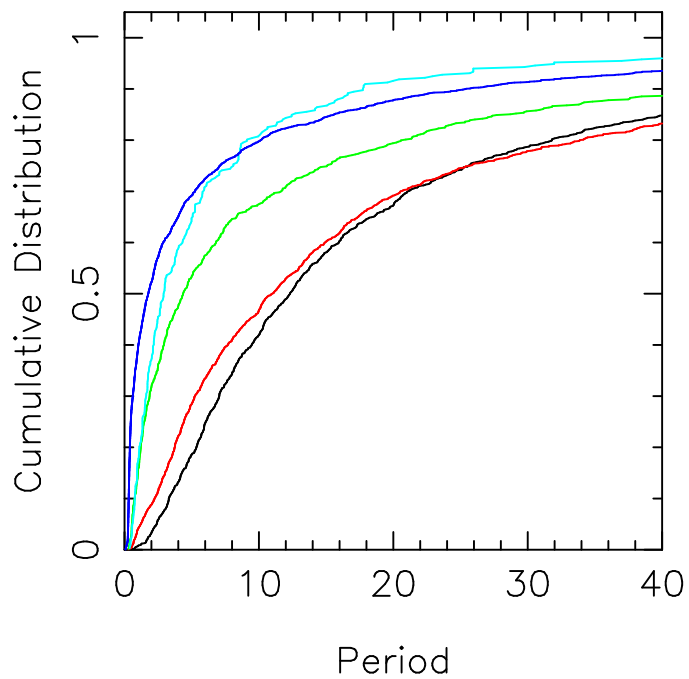


Fig. 2.— Cumulative distribution of orbital periods for multi-planets (black), single KOIs (red), FP KOIs (green), P/T0 collisions (cyan) and EB systems (blue). All periods used in normalization. Other time scales are shown in Figure 2 of Paper II.

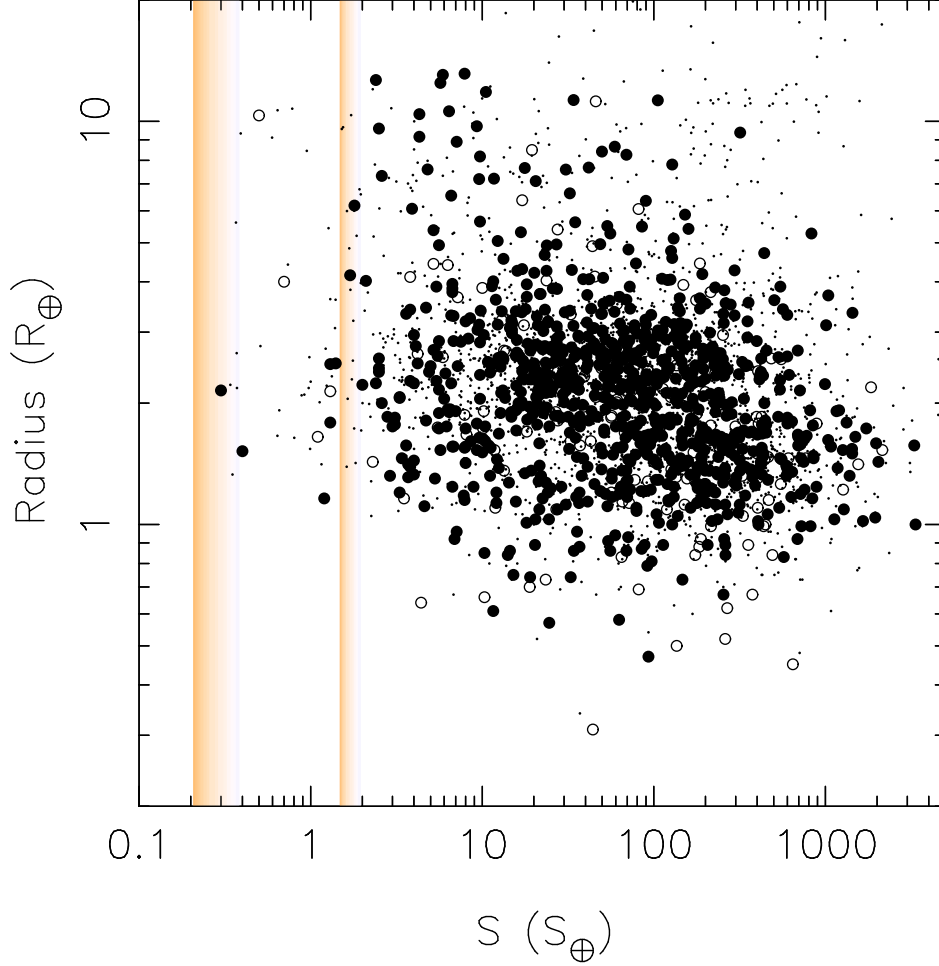


Fig. 3.— Multi-planet population showing incident flux S (relative to the flux received by the Earth), versus planetary radius (R_{\oplus}). Planets validated in this paper are marked with filled circles, unvalidated planets in multi systems are marked with open circles and planet candidates found in single systems are plotted with dots. All planets and planet candidates shown have $P > 1.6$ days, $b + b_{\sigma}R_p/R_{\star} < 1.00$ and have not been identified as a FA, FP or P/T0 collision. The two coloured bands display estimates of the inner and outer habitable zone based on the Recent Venus and Early Mars models from Kopparapu et al. (2013). The colours display the range each boundary as a function of T_{eff} from 3000 K (red) to 7000 K (light-blue).

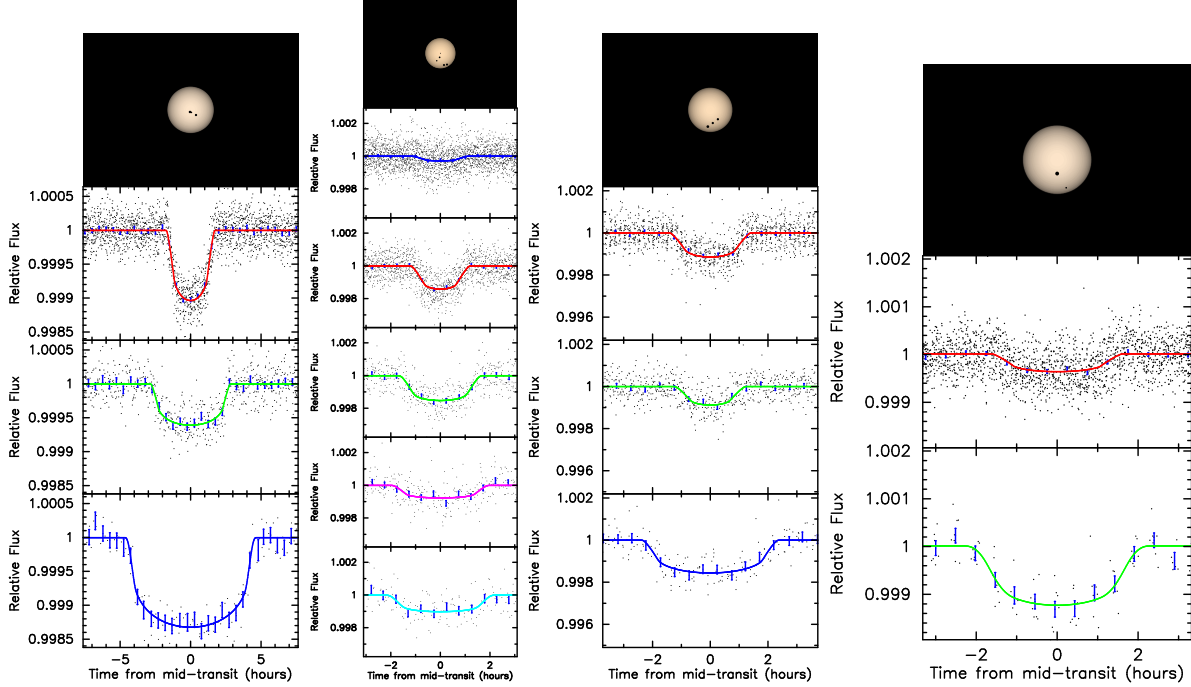


Fig. 4.— Transits of all of the validated planets in systems with a newly validated planet with $S < 1.5$. The beauty shots in the upper panels display the sizes of the stars and planet candidates to a uniform scale. The color of the stars and the impact parameters of the planetary transits reflect estimates of stellar and transit characteristics given in Tables 2 and 3. Verified planets are shown in black while other candidates are green. Planets and candidates are displayed with distance below the middle of the star corresponding to the transit impact parameter. The lower panels show the detrended Kepler flux from the host star phased at the period of each transit signal and zoomed to a region around mid-transit, shown in order of increasing orbital period. Black dots represent individual Kepler long cadence observations. The blue bars are the data binned 30 minutes in phase with 1σ uncertainties. The colored curves show the model transit fits, with colors corresponding to the last two digits of KOI designators as follows: red = .01, green = .02, blue = .03, cyan = .04. In each panel, the best-fit model for the other planet candidates was removed before plotting. All panels for a given system have an identical vertical scale, to show the relative depths, and identical horizontal scale, to show the relative durations, but scales differ between systems. The successive panels show KOIs 518, 1422, 1430 and 1596.

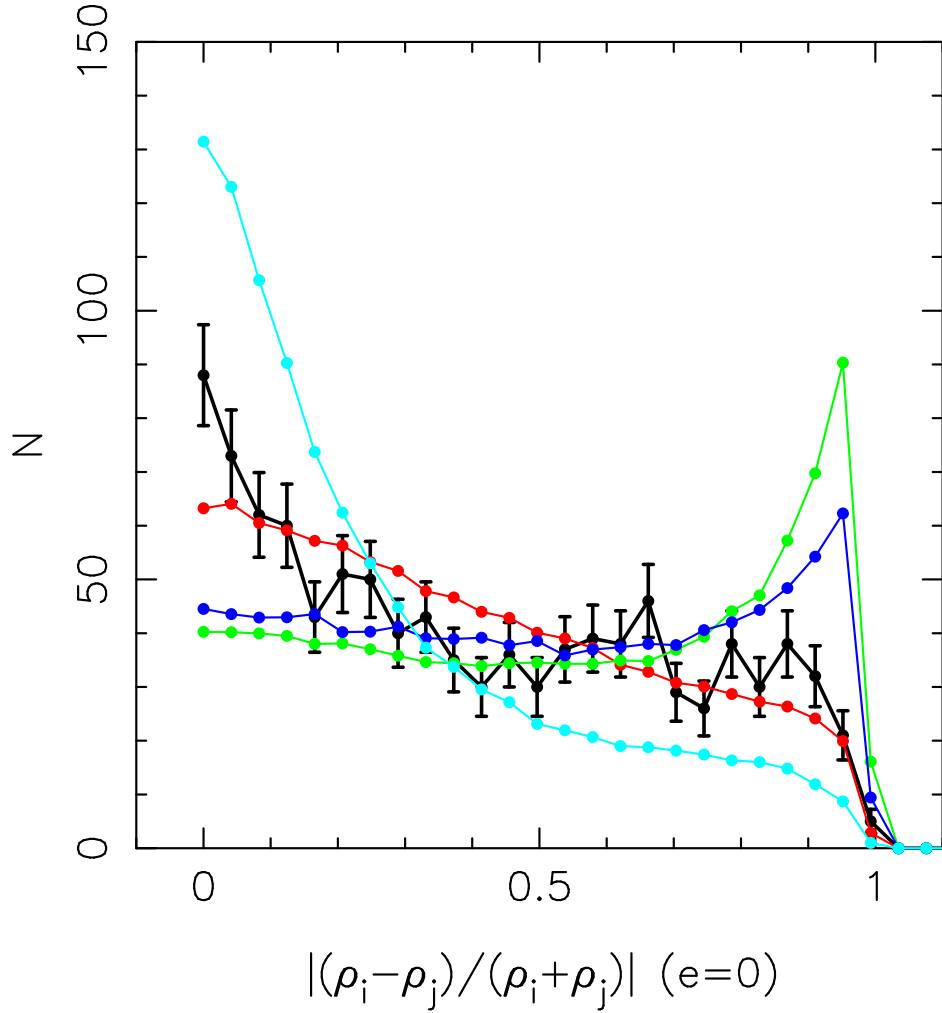


Fig. 5.— The distribution of differences in ρ_* as measured by two planets orbiting the same star. The observed *Kepler* multi-planet population is shown in black with 1σ Poisson uncertainties. Other lines show synthetic population models. All models incorporate the measurement uncertainty of ρ_* from Table 3. The cyan line shows a synthetic model population with circular orbits and no hierarchical blends. The red line shows a synthetic population with an eccentricity distribution based on RV detected planets. The green line shows a synthetic population with eccentricity and a hierarchical blend rate of 0.5. The stellar companion masses are drawn from a $1/q$ distribution. The blue line shows a synthetic population similar to the green line except the stellar companion masses are drawn from a uniform distribution.

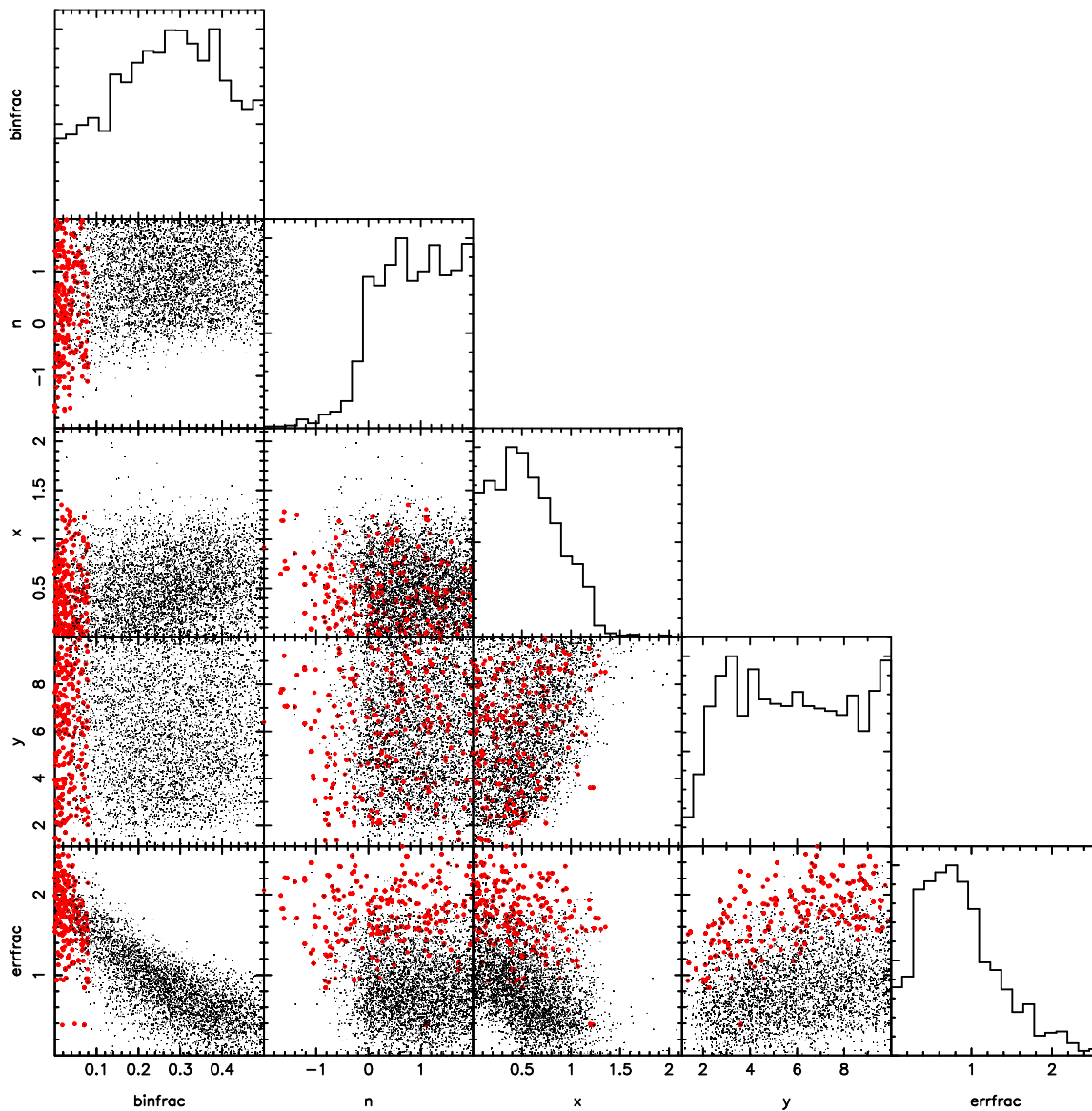


Fig. 6.— Plots of MCMC distributions for parameters describing a synthetic population of planet systems to measure the rate of hierarchical blends. The diagonal panels show histograms for each parameter, other panels show scatter plots of two parameters against one another.

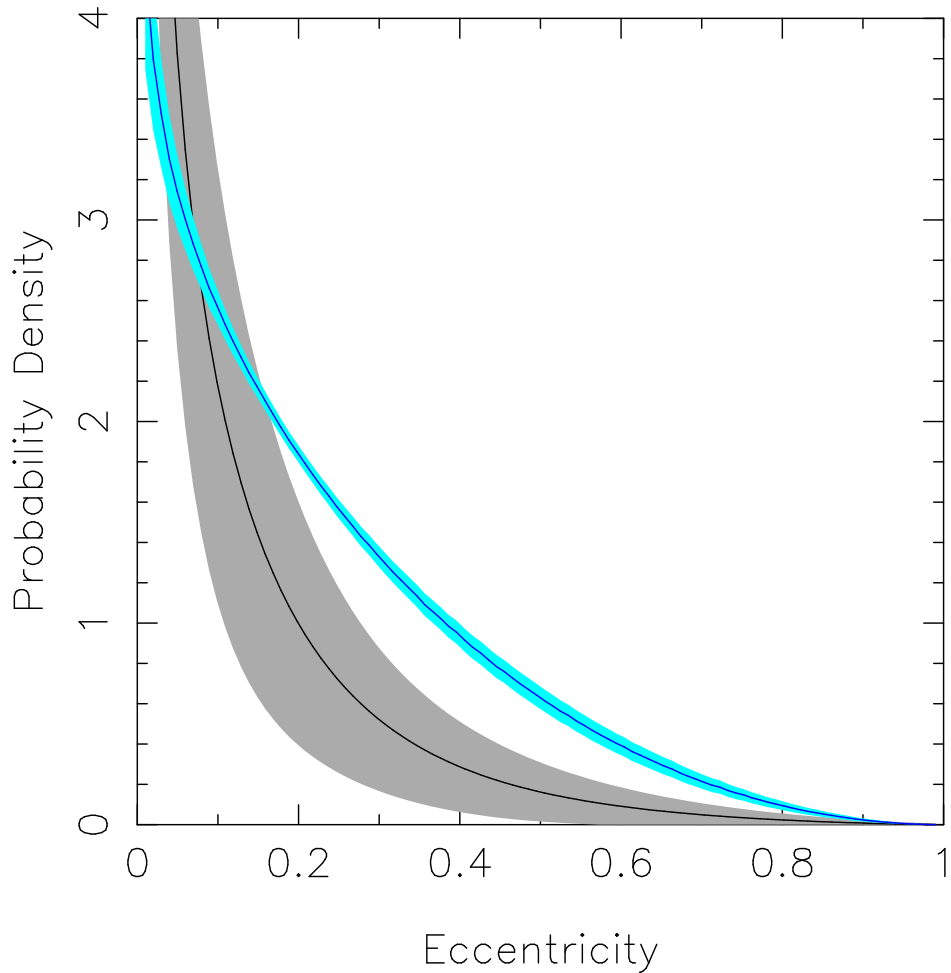


Fig. 7.— Comparison of the eccentricity distribution of multi-planet systems (black), based on matching synthetic population models to the transiting multi-planet sample, to the eccentricity distribution of RV planets (blue) (Wright et al. 2013; Kipping 2013). The distributions are different at high significance. The relative fraction of low eccentricity planets was found to be large for the transiting multi-planet population.

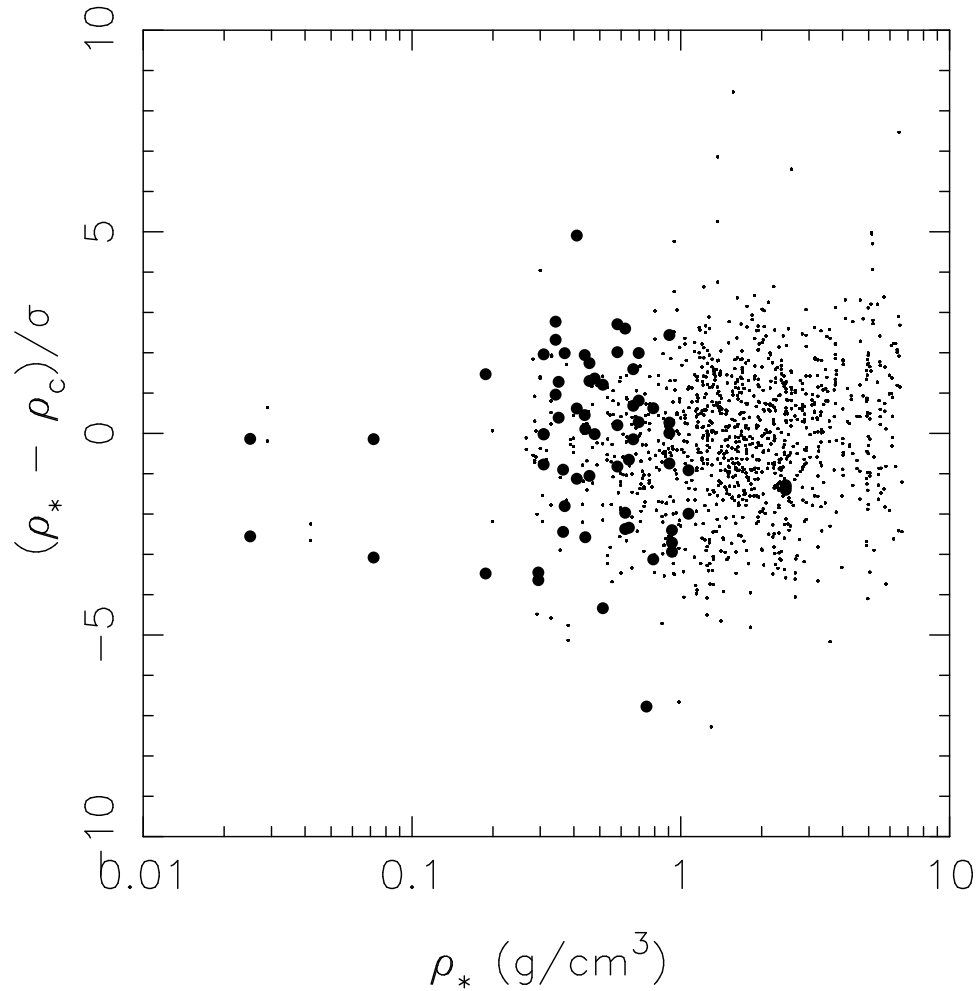


Fig. 8.— The difference between ρ_* and ρ_c is plotted vs ρ_* to compare the mean stellar density derived from stellar modeling (ρ_*) to the geometrical estimate of the mean stellar density when a circular orbit is assumed (ρ_c). Values of ρ_* derived from asteroseismology are shown with filled circles, values of ρ_* derived from fitting stellar evolution models to spectroscopic classification (see §3) are shown with dots. The population of dots shifts towards positive values of $\rho_* - \rho_c$ as ρ_* increases due to a poor match of our adopted stellar evolution models at low stellar mass.