

# Color octet neutrino as the source of the IceCube $PeV$ energy neutrino events

A. N. Akay<sup>1</sup>, U. Kaya<sup>1</sup>, S. Sultansoy<sup>1,2</sup>

<sup>1</sup>*TOBB University of Economics and Technology, Ankara, Turkey*

<sup>2</sup>*ANAS Institute of Physics, Baku, Azerbaijan*

November 8, 2021

## Abstract

*It is shown that two  $PeV$  events observed by the IceCube collaboration can be interpreted as resonance production of color octet neutrinos.*

Recent observation of two  $PeV$  energy events by the IceCube collaboration [1] may be an indication of new physics at  $TeV$  scale. A number of candidates for origin of these events have been considered, for example, resonance production of leptoquarks [2],  $PeV$ -scale decaying dark matter [3, 4] and so on. In this letter we argue that observed events can be interpreted as the first manifestation of color octet neutrinos. Corresponding Feynman diagram is presented in Fig. 1.

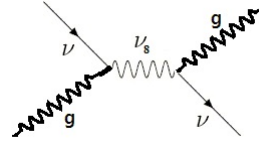


Figure 1: Resonant  $\nu_8$  production in the ultra high energy neutrino nucleon scattering.

Color octet neutrinos and leptons, as well as color sextet (decuplet etc) quarks are predicted by preonic models with colored preons [5-8]. Recently, color octet leptons have been come to forefront again [9-13]. It should be noted that concerning preon models color octet neutrinos has the same status as color octet leptons, and the status of both of them is similar to excited leptons and neutrinos, which are widely investigated in HEP experiments.

There are two strong arguments favoring preon models: inflation of “fundamental” particles and free parameters in the SM (other BSM models, including SUSY, drastically increase the number of free parameters) and mixing of “fundamental” quarks and leptons. The first one, namely “inflation”, historically results in discovery of new level of matter two times during the last century: periodical table of chemical elements was clarified by Rutherford experiment, inflation of hadrons results in quark model (see Table 1 from [14]).

According to PDG [15] current exclusion limit for color octet neutrino is  $M_{\nu_8} > 110 GeV$  assuming  $\nu_8 \rightarrow \nu + g$  decay. This value is obtained from Tevatron data, rough estimations show that  $M_{\nu_8}$  below  $400 GeV$  could be excluded by current LHC data.

The interaction lagrangian for color octet neutrinos is given by

$$L = \frac{1}{2\Lambda} \sum_I \{ \bar{\nu}_8 g_s G_{\mu\nu}^\alpha \sigma^{\mu\nu} (\eta_L \nu_L + \eta_R \nu_R) + h.c. \}.$$

Here,  $\Lambda$  is compositeness scale,  $G_{\mu\nu}^\alpha$  is field strength tensor for gluon, index  $\alpha = 1, 2, \dots, 8$  denotes the color,  $g_s$  is the gauge coupling,  $\eta_L$  and  $\eta_R$  are the chirality factors,  $\nu_L$  and  $\nu_R$  denote left and right spinor components of neutrino,  $\sigma^{\mu\nu}$  is the antisymmetric tensor. According to neutrino chirality conservation,  $\eta_L \eta_R = 0$ . We set  $\eta_L = 1$ ,  $\eta_R = 0$  in this analysis. In this case the decay width of  $\nu_8$  can be written as

$$\Gamma_{\nu_8} = \frac{\alpha_s(M_{\nu_8}) M_{\nu_8}^3}{4\Lambda^2}.$$

In Fig.2 we present decay width depend on  $\nu_8$  mass for  $\Lambda = 10 TeV$ . Let us mention that decay width is proportional to  $\Lambda^{-2}$ .

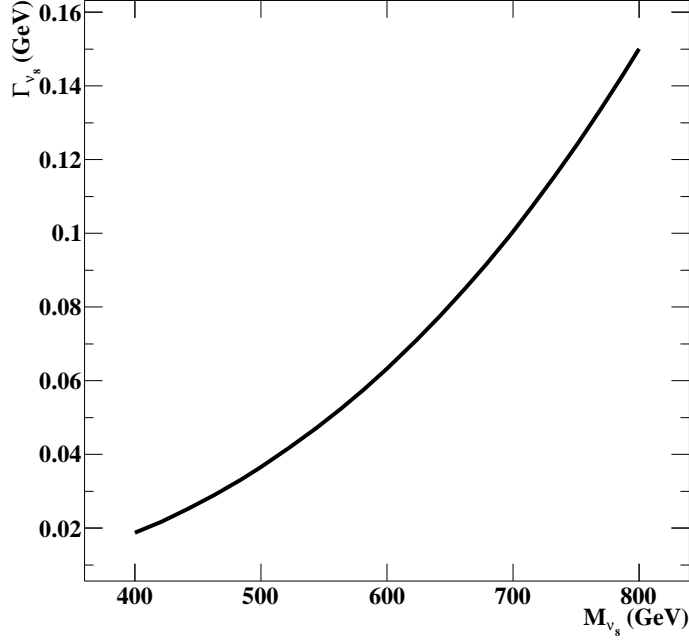


Figure 2: Decay width for different  $\nu_8$  masses.

In differ from LQ interpretation [2] where two decay channels  $\nu_\tau + q \rightarrow LQ \rightarrow \tau + q$  and  $\nu_\tau + q \rightarrow LQ \rightarrow \nu_\tau + q$  take place, in  $\nu_8$  interpretation we deal with  $\nu_8 \rightarrow \nu + g$  only. In [2]  $\nu_\tau + q \rightarrow LQ \rightarrow \tau + q$  is considered as a source for two  $PeV$  energy IceCube events. In this case approximately  $1/6$  of energy is missed due to  $\nu_\tau$  from  $\tau$  decays. For this reason the energy of cosmic neutrinos is taken between  $1 - 2 PeV$ . In our case half of energy is missed due to neutrinos from  $\nu_8$  decays. Therefore we chose  $1 - 4 PeV$  energy region for cosmic neutrinos resulting in two IceCube  $PeV$  events.

In order to perform numerical calculations we implement this lagrangian into the CalcHEP software [16]. In Figure 3 we present  $\nu_8$  production cross-section as a function of incoming cosmic neutrino energy for different  $\nu_8$  mass values. For numerical calculations we use  $\Lambda = 10 TeV$  together with CTEQ6L parton distributions. It should be noted that cross-section is proportional to  $\Lambda^{-2}$ .

The event distribution  $dN/dE_\nu$  is shown in Figure 4. For the neutrino flux, following [2], we use

$$\Phi_V^{A-W} = \Phi_0 \left( \frac{E_\nu}{1 GeV} \right)^{-2.3},$$

$$\Phi_0 = 6.62 \times 10^{-7} / GeV/cm^2/s/sr$$

for each neutrino type ( $\nu_e$ ,  $\nu_\mu$  and  $\nu_\tau$ ). Within LQ interpretation only  $\nu_\tau$  is the source of IceCube events. In  $\nu_8$  interpretation there are three possible sources namely  $\nu_{e8}$ ,  $\nu_{\mu 8}$  and  $\nu_{\tau 8}$ . Real picture depends on  $\nu_8$  mass hierarchy. Below we consider a scenario where one of the color octet neutrinos is lighter than other two (in degenerate case corresponding cross-sections should be multiplied by factor 3).

The expected event number at IceCube is estimated using [2]

$$N = nt\Omega \int dE_\nu \sigma_{\nu_8} |Br| \Phi_V^{A-W}(E_\nu),$$

where  $t = 662$  days is the time of exposure,  $n = 6 \times 10^{38}$  is the effective target nucleons number in IceCube and  $\Omega = 4\pi$ .

The IceCube experiment has observed 2 shower events with energies  $1.05 PeV$  and  $1.15 PeV$ . There are no events between  $0.3 - 1 PeV$  and above  $2 PeV$ . In Table 1 we present the number of events for different ranges of cosmic ray neutrino energies. The values of  $\Lambda$  are scaled in order to handle 2 events in  $E_\nu = 1 - 4 PeV$  region (let us remind that half of energy is missed due to neutrino from  $\nu_8$  decay.). For comparison in Table 2 we present the numbers of LQ events rates from [2] rescaled in the same manner. It is seen that both LQ and  $\nu_8$  interpretations predict a few events below  $1 PeV$  and most of them lay in  $0.3 - 1 PeV$  region (see Fig.4 in this paper and Fig.3 from [2]). Within  $\nu_8$  interpretation these events can be eliminated increasing  $\nu_8$  mass, which is not a case for LQ interpretation.

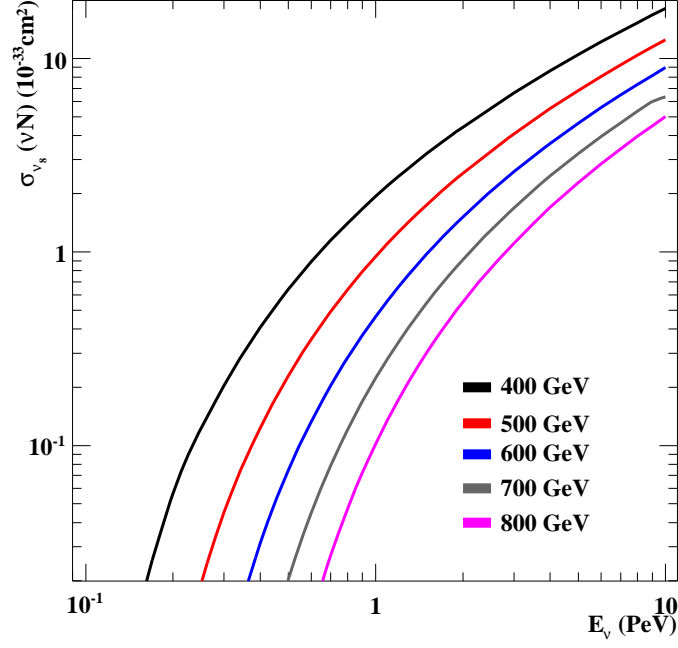


Figure 3:  $\nu_8$  production cross section in  $\nu N$  scattering.

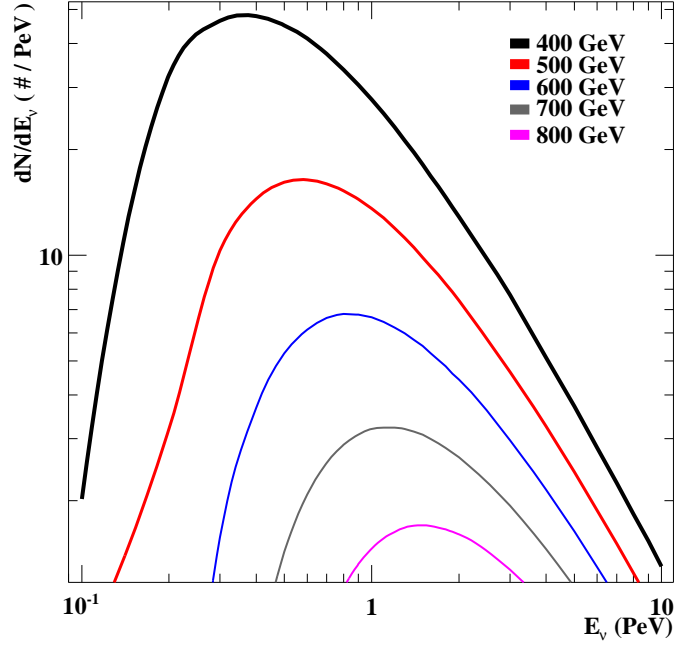


Figure 4: Event rate distribution  $dN/dE_\nu$ , from the  $\nu_8$  cross-section convoluted with the  $A - W$  flux  $\Phi_\nu^{A-W}$ .

Table 1: Event numbers for different values of  $\nu_8$  mass and compositeness scale.

$M_{\nu_8}(\text{GeV})$	$\lambda(\text{TeV})$	$< 1 \text{ PeV}$	$1 - 4 \text{ PeV}$	$> 4 \text{ PeV}$
400	42.1	1.86	2.00	0.86
500	31.7	1.12	2.00	1.01
600	24.2	0.68	2.00	1.19
700	18.7	0.41	2.00	1.41
800	14.5	0.24	2.00	1.70

Table 2: Re-scaled event numbers from [2].

$M_{LQ}(GeV)$	$f_L$	$< 1 PeV$	$1 - 2 PeV$	$> 2 PeV$
500	0.93	7.1	2.0	1.6
600	1.2	3.7	2.0	1.6

In conclusion, the IceCube  $PeV$  energy neutrino events can be interpreted as the resonant production of color octet neutrinos with a mass around  $0.5 TeV$ . Correctness of this interpretation may be checked in near future using forthcoming IceCube and LHC data.

## References

- [1] M. G. Aarsten et al. [IceCube Collaboration], Phys. Rev. Lett. 111, 021103 (2013) [arXiv:1304.5356 [astro-ph.HE]].
- [2] V. Barger and W. Y. Keung, Phys. Lett. B 727, 190 (2013) [arXiv:1305.6907 [hep-ph]].
- [3] A. Esmaili and P. D. Serpico, JCAP 1311, 054 (2013) [arXiv:1308.1105 [hep-ph]].
- [4] B. Feldstein, A. Kusenko, S. Matsumoto and T. T. Yanagida, Phys. Rev. D 88, 015004 (2013) [arXiv:1303.7320 [hep-ph]].
- [5] I.A D'Souza, C. S. Kalman, PREONS: Models of Leptons, Quarks and Gauge Bosons as Composite Object, World Scientific Publishing Co., (1992).
- [6] A. Celikel and M. Kantar, Turk. J. Phys. 22, 401 (1998).
- [7] J. L. Hewett and T. G. Rizzo, Phys. Rev. D 56, 5709 (1997).
- [8] A. Celikel, M. Kantar, and S. Sultansoy, Phys. Lett. B 443, 359 (1998).
- [9] M. Sahin, S. Sultansoy, and S. Turkoz, Phys. Lett. B 689, 172 (2010).
- [10] A. N. Akay, H. Karadeniz, M. Sahin, and S. Sultansoy, Europhys. Lett. 95, 31001 (2011).
- [11] T. Mandal and S. Mitra, Phys. Rev. D 87, 095008 (2013).
- [12] D. G. Netto, D. L. Val, K. Mawatari, I. Wigmore, and T. Plehn, Phys. Rev. D 87, 094023 (2013).
- [13] S. Chatrhyan et al. (CMS Collaboration), Phys. Rev. D 86, 052013 (2012).
- [14] M. Sahin, S. Sultansoy, S. Turkoz, Phys. Rev. D 83, 054022 (2011).
- [15] J. Beringer et al. (Particle Data Group), Phys. Rev. D 86, 010001 (2012).
- [16] A. Belyaev, N.D. Christensen, A. Pukhov, Comput. Phys. Commun. 184, 1729 (2013).