

# Shadowing correction to the gluon distribution behavior at small $x$

G.R.Boroun<sup>1\*</sup>

<sup>1</sup>Physics Department, Razi University, Kermanshah 67149, Iran

---

\*Email: grboroun@gmail.com

## ***Abstract***

We determined the saturation exponent of the gluon distribution using the solution of the QCD nonlinear Dokshitzer-Gribov-Lipatov-Altarelli-parisi (NLDGLAP) evolution equation at small  $x$ . The very small  $x$  behavior of the gluon distribution is obtained by solving the Gribov, Levin, Ryskin, Mueller and Qiu (GLR-MQ) evolution equation with the nonlinear shadowing term incorporated. The form of initial condition for the equation is determined. We find, with decreasing  $x$ , the emergence of a singular behavior and the eventual taming (at  $R = 5 \text{ GeV}^{-1}$ ) and the essential taming (at  $R = 2 \text{ GeV}^{-1}$ ) of this singular behavior by shadowing term. The nonlinear gluon density functions are calculated and compared with the results for the integrated gluon density from the Balitsky-Kovchegov(BK) equation for the different values of  $Q^2$ . It is shown, that the results for the gluon density function are comparable with the results obtained from BK equation solution. Also we show that for each  $x$ , the  $Q^2$  dependence of the data is well described by gluon shadowing corrections to GLR-MQ equation. The resulting analytic expression allow us to predict the logarithmic derivative  $\frac{\partial F_2^s(x, Q^2)}{\partial \ln Q^2}$  and to compare the results with H1 data and a QCD analysis fit.

Keywords: shadowing correction, nonlinear DGLAP evolution equation; GLR-MQ equation; Small- $x$

PACS: 13.85Hd, 12.38.Bx, 12.38.-t, 13.60.Hb

Deep inelastic electron- proton scattering (DIS) at small value of the Bjorken variable  $x(<<1)$  attracted a lot of attention, mostly due to the experimental results from HERA. Of great relevance is the determination of the gluon density at low  $x$ , where gluons are expected to be dominant, because it could be a test of perturbative quantum chromodynamic (PQCD) or a probe of new effects, and also because it is the basic ingredient in many other calculations of different high energy hadronic processes.

In PQCD, the high-  $Q^2$  behavior of DIS is given by the Dokshitzer- Gribov- Lipatov- Altarelli- Parisi (DGLAP) evolution equations [1]. In the double asymptotic limit (large energies, i.e. small-  $x$  and large photon virtualities  $Q^2$ ), the DGLAP evolution equations can be solved [2] and the structure function is expected to rise approximately like a power of  $x$  towards small-  $x$ . This steep rise of  $F_2(x, Q^2)$  towards low-  $x$  observed at HERA [3] also indicates in PQCD a similar rise of the gluon towards low-  $x$ . This similar behavior predicts a steep power law behavior for the gluon distribution. Accordingly, the approximate solutions of DGLAP evolution equations have been reported in recent years [4-6] with considerable phenomenological success. In DIS at moderate values of  $x$ , the linear QCD evolution equations lead to good description of this process. But at small  $x$ , the problem is more complicated since recombination processes between gluons in a dense system have to be taken into account. This strong rise can eventually violate unitarity and so it has to be tamed by screening effects. These screening effects are provided by multiple gluon interaction which lead to the nonlinear terms [7] in the DGLAP equations [8]. These nonlinear terms reduce the growth of the gluon distribution in this kinematic region where  $\alpha_s$  is still small but the density of partons becomes so large. Gribov, Levin, Ryskin, Mueller and Qiu (GLRMQ)[7,9] performed a detailed study of this region. They argued that the physical processes of interaction and recombination of partons become important in the parton cascade at a large value of the parton density, and that these shadowing corrections could be expressed in a new evolution equation (the GLRMQ equation). The main characteristic of this equation is that it predicts a saturation of the gluon

distribution at very small  $x$  [10]. This equation was based on two processes in a parton cascade:

- i) The emission induced by the QCD vertex  $G \rightarrow G + G$  with the probability which is proportional to  $\alpha_s \rho$  where  $\rho (= \frac{xg(x, Q^2)}{\pi R^2})$  is the density of gluon in the transverse plane,  $\pi R^2$  is the target area, and  $R$  is the size of the target which the gluons populate;
- ii) The annihilation of a gluon by the same vertex  $G + G \rightarrow G$  with the probability which is proportional to  $\frac{\alpha_s^2 \rho^2}{Q^2}$ , where  $\alpha_s$  is probability of the processes.

When  $x$  is not too small, only emission of new partons is essential because  $\rho$  is small and this emission is described by the DGLAP evolution equations. Since gluon recombination introduces a negative correction to the DGLAP evolution equations, so the signal of its presence is a decrease of the scaling violations as compared to the expectations obtained from the DGLAP equations. However as  $x \rightarrow 0$  the value of  $\rho$  becomes so large that the annihilation of partons becomes important. This picture allows us to write GLRMQ equation for the gluon structure function behavior at small  $x$ , as [11],

$$\frac{dG(x, Q^2)}{d \ln Q^2} = \frac{\alpha_s}{2\pi} \int_0^{1-\chi} dz G\left(\frac{x}{1-z}, Q^2\right) P_{gg}\left(\frac{1}{1-z}\right) - \frac{81\alpha_s^2}{16R^2 Q^2} \int_0^{1-\chi} \frac{dz}{1-z} [G\left(\frac{x}{1-z}, Q^2\right)]^2, \quad (1)$$

Here the representation for the gluon distribution  $G(x) = xg(x)$  is used, where  $g(x)$  is the gluon density. As usual,  $P_{gg}$  is the gluon-gluon splitting function and  $\chi = \frac{x}{x_0}$ . Where  $x_0$  is the boundary condition that the gluon distribution joints smoothly onto the unshadowed region. We neglect the quark gluon emission diagrams due to their little importance in the gluon rich low  $x$  region.

One of the striking discoveries at HERA is the steep rise of the gluon distribution function with decreasing  $x$  value [3,6,12,13]. HERA shows that the gluon distribution function has a steep behavior in the small  $x$  region. Indeed, considering the HERA data, shows by,  $G(x, Q^2) = A_g x^{-\lambda_g}$ , where  $\lambda_g$  is the Pomeron intercept minus one. Clearly the rapid increase of the gluon distribution with decreasing  $x$  cannot go on indefinitely. When the density of gluons becomes

too large, they can no longer be treated as free partons. But the shadowing corrections give rise to nonlinear terms (Eq.1) in the evolution equation for  $G(x, Q^2)$ . So, this singular behavior tamed by these shadowing effects [14]. Strategy for determination of the gluon distribution function with shadowing correction also is based on the Regge- like behavior, as,

$$G^s(x, Q^2) = A_g x^{-\lambda_g^s}. \quad (2)$$

We note that at  $x < x_0 = 10^{-2}$ , shadowing and unshadowing gluon distribution behavior are equal. At  $Q_0^2$  the small  $x$  behavior of the gluon distribution assumed to be [14],

$$G^s(x, Q_0^2) = G^u(x, Q_0^2)[1 + \theta(x_0 - x)[G^u(x, Q_0^2) - G^u(x_0, Q_0^2)]/xg_{sat}(x, Q_0^2)]^{-1}, \quad (3)$$

where,

$$xg_{sat}(x, Q^2) = \frac{16R^2Q^2}{27\pi\alpha_s(Q^2)}, \quad (4)$$

is the value of the gluon which would saturate the unitarity limit in the leading shadowing approximation. Based on this behavior, the shadowing exponent of the gluon distribution can be determined as,

$$\lambda^s(x, Q_0^2) = \lambda^u(x, Q_0^2) + \frac{1}{Ln x} [1 + \theta(x_0 - x)[G^u(x, Q_0^2) - G^u(x_0, Q_0^2)] \frac{27\pi^2}{4\beta_0 R^2 \Lambda^2 t_0^2 \exp(t_0)}]^{-1}, \quad (5)$$

where  $\alpha_s^{LO}(Q^2) = \frac{4\pi}{\beta_0 \ln(\frac{Q^2}{\Lambda^2})}$ ,  $\beta_0 = \frac{1}{3}(33 - 2N_f)$  and  $N_f$  being the number of active quark flavors ( $N_f = 4$ ), also  $t = \ln(\frac{Q^2}{\Lambda^2})$ ,  $t_0 = \ln(\frac{Q_0^2}{\Lambda^2})$  (that  $\Lambda$  is the QCD cut- off parameter). This equation (Eq.5) gives the shadowing exponent of the shadowing gluon distribution function at the scale  $Q^2 = Q_0^2$ . In order to solve this equation we take  $\lambda_{g_0}^u (= \frac{\partial \ln G^u(x, t_0)}{\partial \ln \frac{1}{x}})$  that it is exponent at the starting scale  $t_0$  while  $G^u(x, t_0)$  is the input unshadowing gluon distribution that take from GRV parametrisation [15]. The value of  $R$  depends on how the gluon ladders couple to the proton, or on how the gluons are distributed within the proton.  $R$  will be of the order of

the proton radius ( $R \simeq 5 \text{ GeV}^{-1}$ ) if the gluons are spread throughout the entire nucleon, or much smaller ( $R \simeq 2 \text{ GeV}^{-1}$ ) if gluons are concentrated in hot-spot [16] within the proton. In Fig.1, we show  $G^s(x, Q^2)$  calculated from Eq.(5) as a function of  $x$  at scale  $Q^2 = 5 \text{ GeV}^2$  based on GRV unshadowing gluon distribution parametrisation [15]. Input parametrisations are obtained with help of GRV parametrisation of parton densities and therefore could be used as independent parametrisation of unintegrated gluon density. We observed that, as  $x$  decreases, the singularity behavior of the gluon function is tamed by shadowing effects. These data show that gluon distribution function increase as  $x$  decreases. They are corresponding with PQCD fits at low  $x$  to data, but this behavior at low  $x$  tamed with respect to nonlinear terms at GLR-MQ equation .

We perform the check of our calculations comparing determined gluon density function with the solution of more precise and more complicated BK equation [17,18]. Where, the BK equation was derived for the deep inelastic scattering of virtual photon on a large nucleus by the resummation of multiple Pomeron exchanges in the leading logarithmic approximation and in the large  $N_c$  limit. The BK equation is an evolution equation for the imaginary part of the forward scattering amplitude of the  $q\bar{q}$  dipole on the nucleus. In the infinite momentum frame, the BK equation resumes fan diagrams with the BFKL ladders, corresponding to the Pomeron, splitting into two ladders. This type of summation was originally proposed by GLR in the double logarithmic approximation (DLA) ( $\alpha_s \ll 1$  and  $\alpha_s \ln(\frac{1}{x}) \ln(\frac{Q^2}{\Lambda^2}) \sim 1$ ). The nonlinear evolution equation for the amplitude reduce to the GLR equation for the integrated gluon distribution. The model based on nonlinear DGLAP shows a correspondence with BK equation solution that calculate the values of integrated gluon density[19,20,21] at the initial point. In order to evaluation nonlinear DGLAP equation at different values of  $Q^2$ , let us consider the shadowing DGLAP evolution equation (Eq.1) where we have defined the shadowed gluon

distribution function to be according Eq.2. We then rewrite Eq.1 as,

$$\frac{dG^s}{dt} = \frac{3\alpha_s}{\pi} \int_0^{1-\chi} \frac{dz}{1-z} A_g\left(\frac{x}{1-z}\right)^{-\lambda_g^s} - \frac{81\alpha_s^2}{16R^2Q^2} \int_0^{1-\chi} \frac{dz}{1-z} [A_g\left(\frac{x}{1-z}\right)^{-\lambda_g^s}]^2. \quad (6)$$

Integrating this equation over  $z$  for  $0 < z < 1 - \frac{x}{x_0}$ , we find that,

$$\frac{dG^s}{dt} = \frac{3\alpha_s}{\pi} G^s \frac{1 - \chi^{\lambda_g^s}}{\lambda_g^s} - \frac{81\alpha_s^2}{16R^2Q^2} (G^s)^2 \frac{1 - \chi^{2\lambda_g^s}}{2\lambda_g^s}. \quad (7)$$

After successive differentiations of both sides of Eq.7, and some rearranging, we find a nonlinear differential equation which determines  $G^s(x, t)$  in terms of  $\lambda_g^s$  and derivative of  $\lambda_g^s$  with respect to  $t$ , as,

$$\frac{d\lambda_g^s}{dt} G^s(x, t) + \lambda_g^s \frac{dG^s(x, t)}{dt} = \frac{3\alpha_s}{\pi} G^s(x, t) - \frac{81\alpha_s^2}{16R^2Q^2} (G^s(x, t))^2 \quad (8)$$

where we used the exponent  $\lambda_g^s$  as is given by,

$$\lambda_g^s = \frac{\partial \ln G^s(x, t)}{\partial \ln \frac{1}{x}} \Big|_{t=\text{constant}}. \quad (9)$$

Next, we combine terms and define the shadowing gluon function by,

$$\frac{d\lambda_g^s}{dt} = \frac{12}{\beta_0 t} \chi^{\lambda_g^s} - \frac{81\alpha_s^2}{32R^2Q^2} (1 + \chi^{2\lambda_g^s}) G^s. \quad (10)$$

We still need to solve Eqs.8 and 10 for the shadowing exponents, as we obtain an inhomogeneous second-order differential equation which determines  $\lambda_g^s$  at any  $t$  value. To simplify the notation, we define  $\eta$  by,

$$\eta = \frac{\frac{12}{\beta_0 t} \chi^{\lambda_g^s} - \frac{d\lambda_g^s}{dt}}{1 + \chi^{2\lambda_g^s}}. \quad (11)$$

The equation then reads,

$$\frac{d\lambda_g^s}{dt}\eta + \lambda_g^s\eta\left(\frac{2}{t} + 1\right) + \lambda_g^s \frac{\frac{-12}{\beta_0 t^2}\chi^{\lambda_g^s} + \frac{12}{\beta_0 t}\chi^{\lambda_g^s} \ln x \frac{d\lambda_g^s}{dt} - \frac{d^2\lambda_g^s}{dt^2}}{1 + \chi^{2\lambda_g^s}} - \lambda_g^s\eta \frac{2\chi^{2\lambda_g^s} \ln x \frac{d\lambda_g^s}{dt}}{1 + \chi^{2\lambda_g^s}} = \frac{12}{\beta_0 t}\eta - 2\eta^2 \quad (12)$$

which defines the solution for  $\lambda_g^s$  at any  $t$  value with respect to  $\lambda_{g_0}^s$ . We have found that we can parametrize the  $\lambda_g^s$  determined as a second degree polynomial in  $\ln Q^2$ , in spite of that in the linear DGLAP evolution equation this behavior for  $\lambda_g$  is linearly with respect to  $\ln Q^2$  only in a limited  $\ln Q^2$  interval. We emphasize at this point that the shadowing gluon distribution function  $G^s(x, t)$  is completely determined based on  $\lambda_g^s$  and its derivative with respect to  $t$  through the expressions in Eq.10. The results are shown in Fig.2 and 3 for  $Q^2 = 20 \text{ GeV}^2$  and  $100 \text{ GeV}^2$ . The top curve shows the small  $x$  behavior of the gluon distribution when shadowing is neglected, and the lower curves show the effect of the shadowing contribution assuming first  $R = 5 \text{ GeV}^{-1}$  and, second, the more extreme "hot- spot" example [22] with  $R = 2 \text{ GeV}^{-1}$ . We conclude from Figs.1-3 that conventional shadowing ( $R = 5 \text{ GeV}^{-1}$ ) has little impact on the behavior of the gluon in the region  $10^{-4} \leq x$ . The simple conclusions, which could be obtained from the present plots, are the following. First of all, the our results at hot- spot for each  $Q^2$  give values comparable of the gluon density that are comparing with integrated gluon density function which denote as BK curve. They grow both with the rapidity  $1/x$ . Our data show that gluon distribution function increase as  $x$  decreases, that its corresponding with PQCD fits at low  $x$ , but this behavior tamed with respect to nonlinear terms at GLR-MQ equation. The second conclusion concerns the shape of the found curves. It can be observed, that our curves at hot spot have a shapes similar to the BK curve for gluon density function but with a completely different slope. Also, these curves show that for  $Q^2$  constant value, there is a crossover point for both the curves where both the predictions are numerically equal. It is easy to see, that this cross point increase toward low  $x$  as  $Q^2$  increases.

In order to comparing our results with the experimental data, we follow the role of shad-



owing correction to the evolution of the singlet quark distribution with respect to GLR-MQ equations. Indeed, the DGLAP evolution equation of the  $Q^2$  logarithmic slope of  $F_2$  at low  $x$ , in leading order, is directly proportional to the gluon structure function. But, according to these corrections (fusion of two gluon ladders), evolution of the shadowing structure function with respect to  $\ln Q^2$  is corresponding with modified DGLAP evolution equation [22-25]. As we have,

$$\frac{\partial xq(x, Q^2)}{\partial \ln Q^2} = \frac{\partial xq(x, Q^2)}{\partial \ln Q^2}|_{DGLAP} - \frac{27\alpha_s^2}{160R^2Q^2}[xg(x, Q^2)]^2, \quad (13)$$

where the first term is the standard DGLAP evolution equation. At low  $x$ , the nonsinglet contribution is negligible and can be ignored, so that we find,

$$\frac{\partial F_2^s(x, Q^2)}{\partial \ln Q^2} = \frac{\partial F_2(x, Q^2)}{\partial \ln Q^2}|_{DGLAP} - \frac{5}{18} \frac{27\alpha_s^2}{160R^2Q^2}[xg(x, Q^2)]^2. \quad (14)$$

To find an analytical solution in leading order, we note that the shadowing gluon distribution function has the Regge- like behavior corresponding to Eq.2. Inserting Eq.2 in Eq.14, we can obtain the  $Q^2$  shadowing logarithms slope of  $F_2$  at low  $x$ , as ,

$$\frac{\partial F_2^s(x, Q^2)}{\partial \ln Q^2} = \frac{5\alpha_s}{9\pi} T(\lambda_g) G^s - \frac{5}{18} \frac{27\alpha_s^2}{160R^2Q^2} [G^s]^2, \quad (15)$$

where,

$$T(\lambda_g) = \int_{\chi}^1 z^{\lambda_g^s} [z^2 + (1-z)^2]. \quad (16)$$

We show a plot of  $\frac{\partial F_2^s(x, Q^2)}{\partial \ln Q^2}$  in Fig.4 for a set of values of  $Q^2$  at  $x$  constant at hot spot point  $R = 2\text{GeV}^{-1}$ , compared to the values measured by the H1 collaboration [26] and a QCD fit based on ZEUS data [27]. From this figure one can see that GLR-MQ equation tamed behavior with respect to gluon saturation as  $Q^2$  increases. Consequently, derivative of the shadowing structure function with respect to  $\ln Q^2$  at fixed  $x$  is close to H1 data and QCD analysis fit. This shadowing correction suppress the rate of growth in comparison with the DGLAP approach.

To conclude, It is well known that at very low values of  $x$  the density of gluons in the proton target increases, and eventually the unitarity bound is violated. This occurs even for high values of  $Q^2$  (small  $\alpha_s$ ) where we would have expected that PQCD should hold. At high density the recombination of gluons becomes dominant, and must be included in the calculations. Hence, the usual DGLAP evolution must be amended. When the shadowing term is combined with DGLAP evolution in the double leading log approximation (DLLA), then we obtain the GLR-MQ equation for the integrated gluon. In the GLR-MQ approach, the triple- Pomeron vertex is computed in the gluon scale. On the other hand, this structure triple- Pomeron vertex extracted by BK equation. Indeed these equations are related together, because BK equation may be reduced to GLR-MQ form [28]. So that, we have solved the DGLAP equation, with the nonlinear shadowing term included, in order to determine the very small  $x$  behavior of the gluon distribution  $G^s(x, Q^2)$  of the proton. In this way we were able to study the interplay of the singular behavior, generated by the linear term of the equation, with the taming of this behavior by the nonlinear shadowing term. With decreasing  $x$ , we find that an  $\sim x^{-\lambda_g^s}$  behavior of the gluon function emerges from the GLR-MQ equation. The value of  $\lambda_g^s$  depends on the lower  $\lambda_{g_0}^s$  and is variable to evolution in  $Q^2$ . We compared our solutions, with the gluon distribution obtained in a QCD analysis and BK evolution equation. There should be no difference between our results at  $R = 5 \text{ GeV}^{-1}$  and the leading order solutions for  $x_P \geq x \geq 10^{-3}$ . The differences seen in all figures between data at  $R = 5 \text{ GeV}^{-1}$  and  $R = 2 \text{ GeV}^{-1}$  increases as  $x$  decreases. We have shown that also the singular behavior is confirmed at  $R = 5 \text{ GeV}^{-1}$  but this singular behavior tamed at  $R = 2 \text{ GeV}^{-1}$  with decreases  $x$  as  $Q^2$  increases. This leads to the essential conclusion that the singularity of the shadowed gluon distribution function must be controlled at hot-spot region. We note, that the obtained results at hot spot are comparable with results obtained based on BK evolution equation. It is important, because for our approach it means that we not only reproduce the shadowed results for the gluon density at hot spot point, but also that we concern the shape of the found curve at hot spot is similar

to BK curve and there is a crossover point for the both curves at each  $Q^2$  constat. Based on our present calculations we conclude that the behavior of  $\frac{\partial F_2^s(x, Q^2)}{\partial \ln Q^2}$  as measured at HERA, tamed based on gluon saturation at low  $x$ . Our results show that the data can be described in PQCD taking into account shadowing corrections.

## References

- [1] . Yu.L.Dokshitzer, Sov.Phys.JETP **46**, 641(1977); G.Altarelli and G.Parisi, Nucl.Phys.B **126**, 298(1977); V.N.Gribov and L.N.Lipatov, Sov.J.Nucl.Phys. **15**, 438(1972).
- [2] . A.De Rujula *et al.*, phys.Rev.D **10**, 1649(1974); R.D.Ball and S.Forte, Phys.Lett.B **335**, 77(1994).
- [3] . *H1* Collab., C.Adloff *et al.*, phys.Lett.B **520**, 183(2001).
- [4] . A.V.Kotikov and G.Parente, Phys.Lett.B **379**, 195(1996).
- [5] . J.K.Sarma and G.K.Medhi, Eur.Phys.J.C **16**, 481(2000).
- [6] .G.R.Boroun, JETP,**133**, No.4, 805(2008); G.R.Boroun and B.Rezaie, Phys.Atom.Nucl.**71**, No.6, 1076(2008).
- [7] . A.H.Mueller and J.Qiu, Nucl.Phys.B**268**, 427(1986).
- [8] . J.Kwiecinski and A.M.Stasto, Phys.Rev.D**66**, 014013(2002).
- [9] . L.V.Gribov, E.M.Levin and M.G.Ryskin, Phys.Rep.**100**, 1(1983).
- [10] . A.L.A.Filho. M.B.Gay Ducati and V.P.Goncalves, Phys.Rev.D**59**,054010(1999).
- [11] . E.Laenen and E.Levin,Nucl.Phs.B.**451**,207(1995).

- [12] . A.M.Cooper- Sarkar and R.C.E.D Evenish, Acta.Phys.Polon.B **34**, 2911(2003).
- [13] . A.Donnachie and P.V.Landshoff, Z.Phys.C **61**, 139(1994); Phys.Lett.B **518**, 63(2001).
- [14] . A.D.Martin, W.J.Stirling, R.G.Roberts, and R.S.Thorne, Phys.Rev.D **47**, 867(1993);  
J.Kwiecinski, A.D.Martin and P.J.Sutton, Phys.Rev.D **44**, 2640(1991); A.J.Askew,  
J.Kwiecinski, A.D.Martin and P.J.Sutton, Phys.Rev.D **47**, 3775(1993).
- [15] . M.Gluk, E.Reya and A.Vogt,Z.Phys.C **67**, 433(1995); Eur.Phys.J.C **5**, 461(1998).
- [16] . E.M.Levin and M.G.Ryskin, Phys.Rep.**189**, 267(1990).
- [17] . I.I.Balitsky, Nucl.Phys.B**463**, 99(1996).
- [18] . Yu.V.Kovchegov, Phys.Rev.D**60**, 034008(1999) & Phys.Rev.D**61**, 074018(2000).
- [19] . K.Golec-Biernat, L.Motyka, and A.M.Stasto, Phys.Rev.D**65**, 074037(2002).
- [20] . J.Kwiecinski and A.M.stasto,Phys.Rev.D**66**, 014013(2002).
- [21] . S.Bondarenko, Phys.Lett.B**665**, 72(2008).
- [22] . A.H. Mueller,arXiv:hep-ph/0111244(2001).
- [23] . E.Gotsman,et.al., Nucl.Phys.B**539**, 535(1999).
- [24] . K.J.Eskola,et.al., Nucl.Phys.B**660**, 211(2003).
- [25] . E.Gotsman,et.al., Phys.Lett.B**500**, 87(2001).
- [26] . *H1* Collab., C.Adloff *et al.*, Eur.Phys.J.C **13**, 609(2000); Eur.Phys.J.C **21**, 33(2001).
- [27] . E.L.Berger, M.M.Block and C.I Tan, Phys.Rev.Lett**98**, 242001(2007).
- [28] . M.A.Kimber, J.Kwiecinski and A.D.Martin, Phys.Lett.B**508**,58(2001).

## Figure captions

Fig 1: The values of the  $G^s(x, Q^2)$  at  $Q^2 = 5 \text{ GeV}^2$  from the solution of the initial condition shadowing effects based on Eq.3 with the boundary condition at  $x_0 = 10^{-2}$ . The curve is the GRV QCD fit with shadowing neglected and data are our results with the shadowing term included with  $R = 5 \text{ GeV}^{-1}$  (Up triangle) and  $R = 2 \text{ GeV}^{-1}$  (Down triangle) that compared with BK integrated gluon density function (dot).

Fig 2 : The values of the shadowing gluon distribution function at  $Q^2 = 20 \text{ GeV}^2$  by solving the GLR-MQ evolution equation with the boundary condition at  $x_0 = 10^{-2}$  and  $Q_0^2 = 5 \text{ GeV}^2$ . The curve is the GRV QCD fit with shadowing neglected and our data show the effect of the conventional gluon shadowing with  $R = 5 \text{ GeV}^{-1}$  (Up triangle) together with the more extreme "hot-spot" shadowing with  $R = 2 \text{ GeV}^{-1}$  (Down triangle) that compared with BK integrated gluon density function (dot). The small different at  $x_0 = 10^{-2}$  arises because the input  $G^s(x, Q_0^2)$  to the GLR-MQ evolution equation at starting point at  $Q_0^2 = 5 \text{ GeV}^2$ .

Fig 3: The same as Fig.2 at  $Q^2 = 100 \text{ GeV}^2$ .

Fig 4: A plot of the derivative of the shadowing structure function with respect to  $\ln Q^2$  vs.  $Q^2$  for  $x = 0.0005$  (up triangles), compared to data from H1 Collab.[26] (circles) with total error, and also a QCD fit to ZEUS data that accompanied with error bands associated with the parameter uncertainties [27](solid lines).

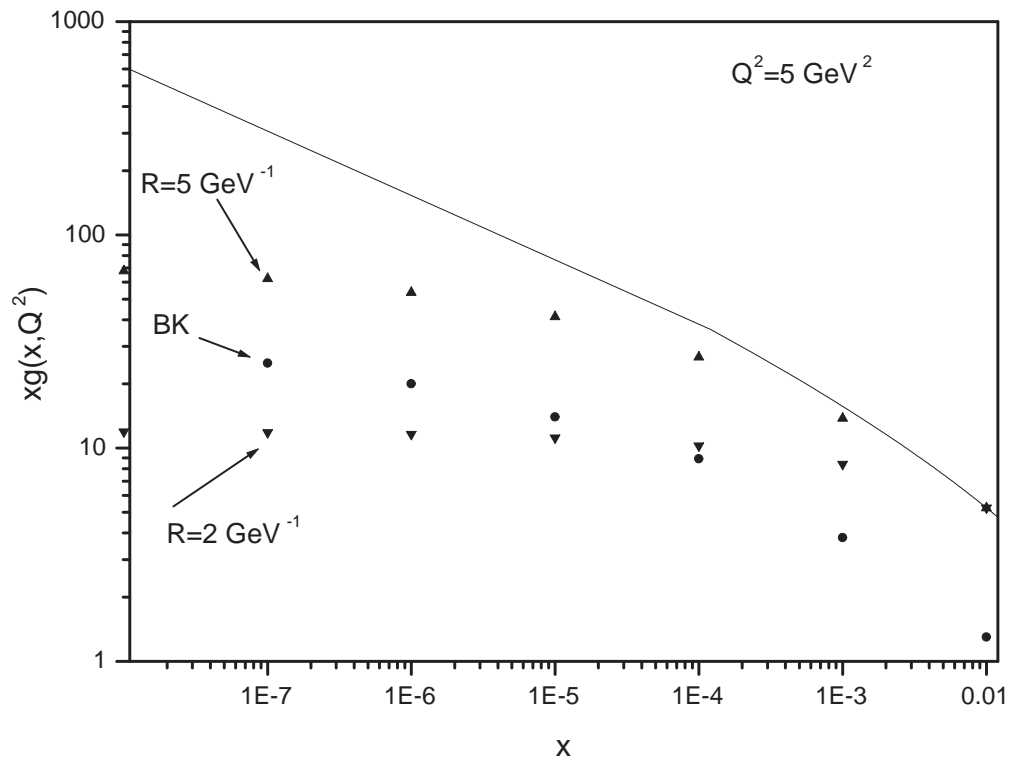


Figure 1:

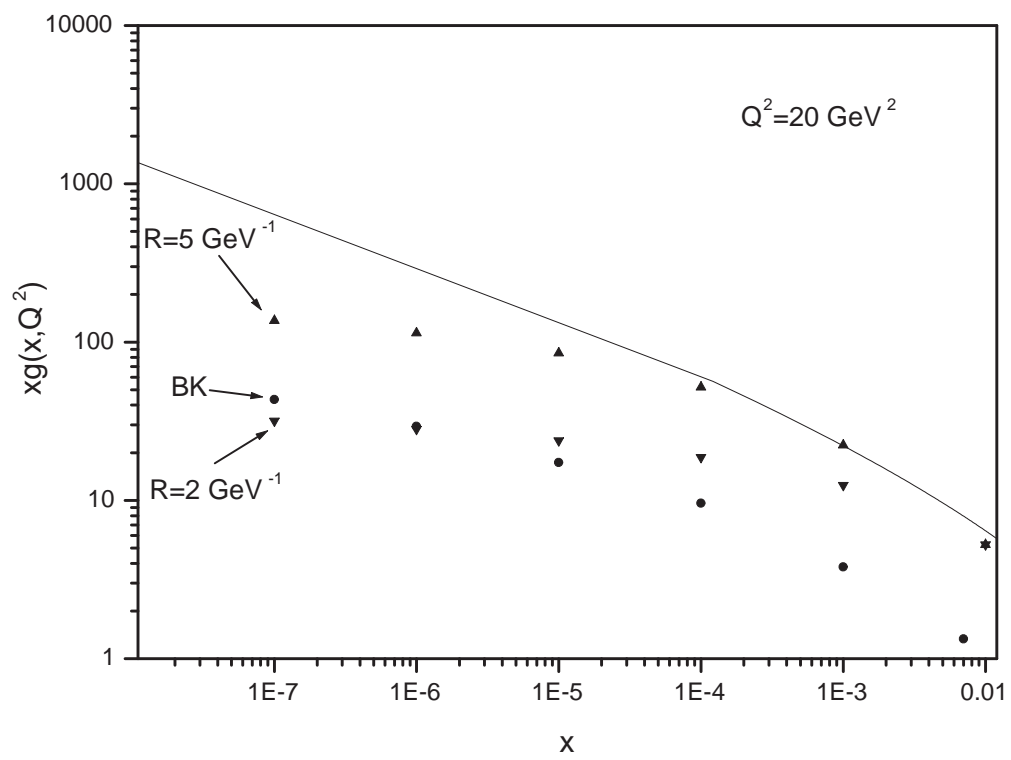


Figure 2:

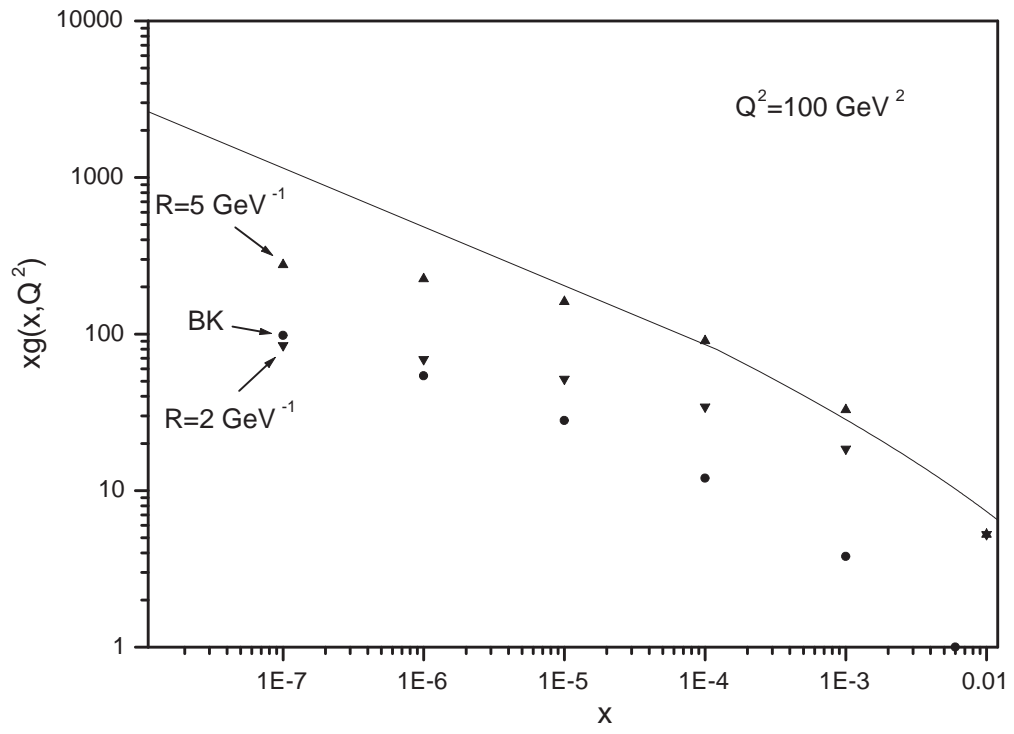


Figure 3:



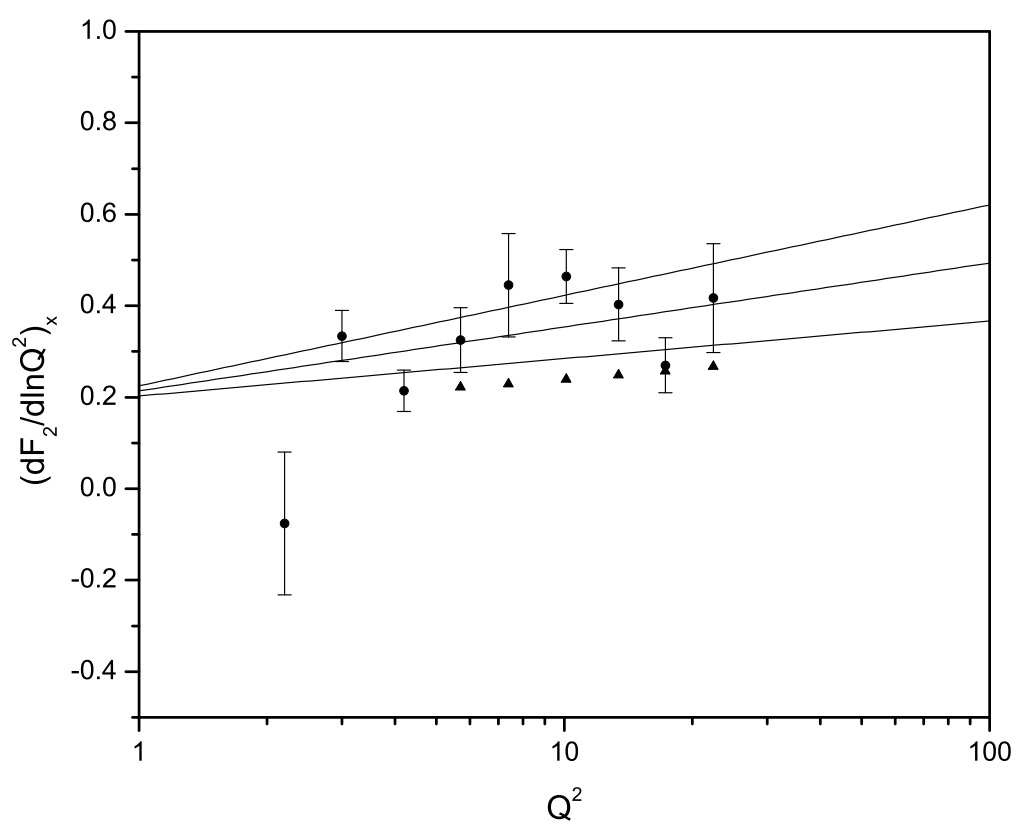


Figure 4: