

Effects of neutral Z' boson in $B_s \rightarrow \phi \ell^+ \ell^-$ decay with polarized ϕ and the unpolarized and polarized CP violation asymmetry

Ishtiaq Ahmed^{1,2,*}, M. Jamil Aslam^{2,†} and M. Ali Paracha^{3,4‡}

¹*National Centre for Physics,
Quaid-i-Azam University Campus,
Islamabad 45320, Pakistan*

²*Department of Physics,
Quaid-i-Azam University, Islamabad 45320, Pakistan*

³*Centre for Advanced Mathematics and Physics,
National University of Science and Technology,
Islamabad, Pakistan and*

⁴*Laboratorio de Física Teórica e Computacional,
Universidade Cruzeiro do Sul, 01506-000, São Paulo, Brazil*

(Dated: May 15, 2022)

The effects of new neutral Z' boson in $B_s \rightarrow \phi \ell^+ \ell^-$, when ϕ is longitudinal or transverse polarized, are studied. In addition, the implications of Z' boson on the unpolarized and polarized CP violation asymmetries, with reference to lepton, are also presented. It is observed that the branching ratio with polarized ϕ are quite sensitive to the Z' contributions which are coming through the modification of Wilson coefficients C_9^{eff} and C_{10} . Moreover, the off-diagonal elements of the chiral Z' couplings contain new weak phase ϕ_{sb} that provide a new source of CP violation. Keeping in view that in the FCNC transitions the CP violation asymmetries are highly suppressed in the SM, we have studied the unpolarized and polarized CP violation asymmetries in $B_s \rightarrow \phi \ell^+ \ell^-$ decays. Our results indicate that these CP violation asymmetries are remarkably significant and can attribute the any new physics coming through the Z' boson. It is hoped that the accurate measurements of these asymmetries will not only help us to establish NP but will also give a chance to determine the precise values of the coupling parameters of the Z' boson.

I. INTRODUCTION

The purpose of high energy experiments is to resolve the unanswered questions in the Standard Model (SM) through searches of new physics (NP) using complimentary approaches. The first approach is at the energy frontiers where the key representatives are the ATLAS and CMS experiments at the Large Hadron Collider (LHC) at CERN. The main purpose of these two detectors is to smash the particles at sufficiently large energy and then study the different particles produced after this collision. The second approach is at the rare/precision frontier where LHCb experiment at the LHC and the Belle II at the super KEKB are the names of two important experiments in regard to the flavor physics.

In the precision approach the observable signature of new particles or processes can be obtained through the measurements of flavor physics reactions at lower energies and collect the evidence of any deviation from these predictions. A natural place is to investigate the flavor-changing-neutral-current (FCNC) processes in B -meson decays where one of the heavy quark makes them an ideal laboratory to test the non-perturbative aspects of the QCD and also make them a fertile hunting ground for testing the SM and probing the possible NP effects.

Undoubtedly, the predictions of the SM are in good agreement with the collider data until now, however, still there exists some mysteries that are unanswered in this model. Just to name the few, they include neutrino oscillations, baryon asymmetry, dark matter, unification, the strong CP violation and the hierarchy problems. To answer these issues there exists a plethora of the NP models such as the extra dimension models, various supersymmetric models, etc. In grand unification theories such as $SU(5)$ or string-inspired $E6$ models [1–5], one of the most pertinent is the Z' scenarios that include the family non-universal Z' [6, 7] and leptophobic Z' models [8, 9].

It is well known that the gauge group $SU(5)$ can be extended to the next important group $SO(10)$ which has one extra rank and hence lead to an idea of an extra heavy neutral Z boson [10]. Even though Z' gauge couplings are family universal [11–15], however, due to different constructions of the different families in string models it is possible

*Electronic address: ishtiaq@ncp.edu.pk

†Electronic address: jamil@phys.qau.edu.pk

‡Electronic address: ali@ncp.edu.pk

to have family non-universal Z' couplings. For example in some of them, three generation of leptons and also the first and second generation of quarks have different coupling to Z' boson when compared to the third families of quarks [7, 16, 17]. The details about this model can be seen for instance in [6, 18–23].

Searching of an extra Z' boson is an important mission of the Tevatron [24] and the LHC [25] experiments. Performing constraints on the new Z' couplings through low-energy precise processes is, on the other hand, very crucial and complementary for these direct searches $Z' \rightarrow e^+e^-$ at the Tevatron [26]. It is interesting to note that such a family non-universal Z' model could bring new CP -violating phases beyond the SM and have a large effect on many FCNC processes [27, 28], such as the $B_s - \bar{B}_s$ mixing [29–33], as well as some rare [34] and hadronic B -meson decays [35, 36].

In the present study we will analyze the $B_s \rightarrow \phi \ell^+ \ell^-$ decay in the family non-universal Z' scenario. At quark level this decay is governed by the FCNC transition $b \rightarrow s \ell^+ \ell^-$, which arises at loop level in the SM because of the Glashow-Iliopoulos-Maiani (GIM) mechanism where the new heavily predicted particles of different models can manifest themselves. In particular, by analyzing the different physical observables like the decay rate, the forward-backward asymmetry and different lepton polarization asymmetries and comparing them with the SM predictions one can test the SM as well as find the traces of the physics beyond it. A detailed analysis of the above mentioned physical observables in family non-universal Z' model for $B_s \rightarrow \phi \ell^+ \ell^-$ is discussed in length in ref. [37]. However, the study of the polarized and unpolarized CP violation asymmetries as well as the polarized branching ratio is still missing in the literature.

With the motivation that the behavior of the other observables in the presence of the Z' boson may play a crucial role in redefining our knowledge about the family nonuniversal Z' model, we have studied both polarized and unpolarized CP violation asymmetries and the polarized branching ratio for $B_s \rightarrow \phi \ell^+ \ell^-$, in the SM and Z' model. In the context of CP violation asymmetry, it is important to emphasize that the FCNC transitions are proportional to three CKM matrix elements, namely, $V_{tb}V_{ts}^*$, $V_{cb}V_{cs}^*$, and $V_{ub}V_{us}^*$; however, due to the unitarity condition, and neglecting $V_{ub}V_{us}^*$ in comparison of $V_{tb}V_{ts}^*$ and $V_{cb}V_{cs}^*$, the CP violation asymmetry is highly suppressed in the SM. Therefore, the measurement of CP violation asymmetries in FCNC decays play a pivotal role to find the signatures of the Z' model.

This paper is schemed as follows: In section II we briefly describe the theoretical formulation necessary for the transition $b \rightarrow s$, including, effective Hamiltonian, matrix elements in terms of form factors and then define the amplitude by using these matrix elements. In section III we give the explicit expression of polarized branching ratio, polarized and unpolarized CP violation asymmetries for $B_s \rightarrow \phi \ell^+ \ell^-$. Section IV presents the phenomenological analysis and discussion on the numerical results. The summary of the results and concluding remarks will also be given in the same section.

II. THE $B_s \rightarrow \phi \ell^+ \ell^-$ TRANSITION IN THE SM AND FAMILY NON-UNIVERSAL Z' MODEL

A. The SM effective Hamiltonian

The effective Hamiltonian for the decay channel $B_s \rightarrow \phi \ell^+ \ell^-$ with $\ell = \mu, \tau$, proceed through the quark level transition $b \rightarrow s \ell^+ \ell^-$ in the SM, can be written as

$$H_{eff} = -\frac{4G_F}{\sqrt{2}} V_{tb}^* V_{ts} \sum_{i=1}^{10} C_i(\mu) O_i(\mu), \quad (1)$$

where G_F is a Fermi coupling constant and V_{ij} are the matrix elements of Cabibbo-Kobayashi-Maskawa (CKM) matrix. In above equation (1) $O_i(\mu)$ ($i = 1, \dots, 10$) are the four-quark operators and $C_i(\mu)$ are the corresponding Wilson coefficients at the energy scale μ and the explicit expressions of these Wilson Coefficients at next-to-leading order (NLO) and next-to-next-leading logarithm (NNLL) are given in [38–48]. By considering the fact that $\frac{V_{ub}V_{us}^*}{V_{tb}V_{ts}^*} < 0.02$, we have neglected the terms proportional to $V_{ub}V_{us}^*$. The operators responsible for $B_s \rightarrow \phi \ell^+ \ell^-$ are O_7 , O_9 and O_{10} and their form is given by

$$\begin{aligned} O_7 &= \frac{e^2}{16\pi^2} m_b (\bar{s} \sigma_{\mu\nu} P_R b) F^{\mu\nu}, \\ O_9 &= \frac{e^2}{16\pi^2} (\bar{s} \gamma_\mu P_L b) (\bar{\ell} \gamma^\mu \ell), \\ O_{10} &= \frac{e^2}{16\pi^2} (\bar{s} \gamma_\mu P_L b) (\bar{\ell} \gamma^\mu \gamma_5 \ell), \end{aligned} \quad (2)$$

with $P_{L,R} = (1 \pm \gamma_5)/2$. Neglecting the strange quark mass, the effective Hamiltonian (1) gives the following matrix element

$$\begin{aligned} \mathcal{M}(B_s \rightarrow \phi \ell^+ \ell^-) &= \frac{\alpha_{em} G_F}{2\sqrt{2}\pi} V_{tb} V_{ts}^* \left[\langle \phi(k, \varepsilon) | \bar{s} \gamma^\mu (1 - \gamma^5) b | B_s(p) \rangle \left\{ C_9^{eff} (\bar{l} \gamma^\mu l) + C_{10} (\bar{l} \gamma^\mu \gamma^5 l) \right\} \right. \\ &\quad \left. - 2C_7^{eff} m_b \langle \phi(k, \varepsilon) | \bar{s} i \sigma_{\mu\nu} \frac{q^\nu}{s} (1 + \gamma^5) b | B_s(p) \rangle (\bar{l} \gamma^\mu l) \right], \end{aligned} \quad (3)$$

where α_{em} is the electromagnetic coupling constant calculated at the Z boson mass scale. Also, $q = p_1 + p_2$ is the momentum transfer to the final lepton pair, with p_1 and p_2 are the momentum of ℓ^- and ℓ^+ , respectively and s is the square of the momentum transfer.

The Wilson coefficient $C_9^{SM}(\mu)$ with commonly used notation $C_9^{eff}(\mu)$ corresponds to the semileptonic operator O_9 . It can be decomposed into three parts

$$C_9^{SM} = C_9^{eff}(\mu) = C_9(\mu) + Y_{SD}(z, s') + Y_{LD}(z, s'), \quad (4)$$

where the parameters z and s' are defined as $z = m_c/m_b$, $s' = q^2/m_b^2$. The function $Y_{SD}(z, s')$ corresponding to short distance describes the perturbative part which include the indirect contributions from the matrix element of four-quark operators $\sum_{i=1}^6 \langle l^+ l^- s | O_i | b \rangle$ and this lies sufficiently far away from the $c\bar{c}$ resonance regions. The manifest expressions for $Y_{SD}(z, s')$ can be written as [49, 50]

$$\begin{aligned} Y_{SD}(z, s') &= h(z, s') (3C_1(\mu) + C_2(\mu) + 3C_3(\mu) + C_4(\mu) + 3C_5(\mu) + C_6(\mu)) \\ &\quad - \frac{1}{2} h(1, s') (4C_3(\mu) + 4C_4(\mu) + 3C_5(\mu) + C_6(\mu)) \\ &\quad - \frac{1}{2} h(0, s') (C_3(\mu) + 3C_4(\mu)) + \frac{2}{9} (3C_3(\mu) + C_4(\mu) + 3C_5(\mu) + C_6(\mu)), \end{aligned} \quad (5)$$

with

$$\begin{aligned} h(z, s') &= -\frac{8}{9} \ln z + \frac{8}{27} + \frac{4}{9} x - \frac{2}{9} (2+x) |1-x|^{1/2} \begin{cases} \ln \left| \frac{\sqrt{1-x}+1}{\sqrt{1-x}-1} \right| - i\pi & \text{for } x \equiv 4z^2/s' < 1 \\ 2 \arctan \frac{1}{\sqrt{x-1}} & \text{for } x \equiv 4z^2/s' > 1 \end{cases}, \\ h(0, s') &= \frac{8}{27} - \frac{8}{9} \ln \frac{m_b}{\mu} - \frac{4}{9} \ln s' + \frac{4}{9} i\pi. \end{aligned} \quad (6)$$

The long-distance contributions $Y_{LD}(z, s')$ from four-quark operators near the $c\bar{c}$ resonance cannot be calculated from first principles of QCD and are usually parameterized in the form of a phenomenological Breit-Wigner formula making use of the vacuum saturation approximation and quark-hadron duality. In the present study we ignore this part because this lies far away from the region of interest.

The Wilson coefficient C_7^{eff} is given by [51–53]

$$C_7^{SM} = C_7^{eff}(\mu) = C_7(\mu) + C_{b \rightarrow s\gamma}(\mu), \quad (7)$$

with

$$C_{b \rightarrow s\gamma}(\mu) = i\alpha_s \left[\frac{2}{9} \eta^{14/23} (G_1(x_t) - 0.1687) - 0.03 C_2(\mu) \right], \quad (8)$$

$$G_1(x_t) = \frac{x_t(x_t^2 - 5x_t - 2)}{8(x_t - 1)^3} + \frac{3x_t^2 \ln^2 x_t}{4(x_t - 1)^4}, \quad (9)$$

where $\eta = \alpha_s(m_W)/\alpha_s(\mu)$, $x_t = m_t^2/m_W^2$, $C_{b \rightarrow s\gamma}$ is the absorptive part for the $b \rightarrow s c \bar{c} \rightarrow s \gamma$ rescattering and we have dropped out the tiny contributions proportional to CKM sector $V_{ub} V_{us}^*$.

B. The effective Hamiltonian in Z' model

In the Z' model, the presence of off-diagonal couplings make the FCNC transitions occur at tree level. Ignoring the $Z - Z'$ mixing and the interaction of right handed quark with Z' the new gauge boson contribution only modifies the

Wilson coefficients C_9 and C_{10} [54]. With these assumptions, the extra part that is added to the Hamiltonian given in Eq. (1) can be written as follows [55–57]

$$\mathcal{H}_{eff}^{Z'} = -\frac{2G_F}{\sqrt{2}}\bar{s}\gamma^\mu(1-\gamma^5)b\mathcal{B}_{sb}\left[\mathcal{S}_{\ell\ell}^L\bar{\ell}\gamma^\mu(1-\gamma^5)\ell - \mathcal{S}_{\ell\ell}^R\bar{\ell}\gamma^\mu(1+\gamma^5)\ell\right] + h.c., \quad (10)$$

where $\mathcal{B}_{sb} = |\mathcal{B}_{sb}|e^{-i\phi_{sb}}$ is the off diagonal left handed coupling of Z' boson with quarks and ϕ_{sb} corresponds to a new weak phase. The left and right handed couplings of the Z' boson with leptons are represented by $\mathcal{S}_{\ell\ell}^L$ and $\mathcal{S}_{\ell\ell}^R$, respectively. Therefore, one can also write the above equation in the following way

$$\mathcal{H}_{eff}^{Z'} = -\frac{4G_F}{\sqrt{2}}V_{tb}V_{ts}^*\left[\Lambda_{sb}C_9^{Z'}\mathcal{O}_9 + \Lambda_{sb}C_{10}^{Z'}\mathcal{O}_{10}\right] + h.c., \quad (11)$$

with

$$\Lambda_{sb} = \frac{4\pi e^{-i\phi_{sb}}}{\alpha_s V_{tb}V_{ts}^*}, \quad (12)$$

$$C_9^{Z'} = |\mathcal{B}_{sb}|S_{LL}; \quad C_{10}^{Z'} = |\mathcal{B}_{sb}|D_{LL}, \quad (13)$$

$$S_{LL} = \mathcal{S}_{\ell\ell}^L + \mathcal{S}_{\ell\ell}^R; \quad D_{LL} = \mathcal{S}_{\ell\ell}^L - \mathcal{S}_{\ell\ell}^R. \quad (14)$$

In short to include the Z' effects in the problem under consideration one has to make the following replacements to the Z boson Wilson coefficients C_9 and C_{10} , while, C_7 remains unchanged

$$\begin{aligned} C_9' &= C_9^{eff} + \Lambda_{sb}C_9^{Z'}, \\ C_{10}' &= C_{10} + \Lambda_{sb}C_{10}^{Z'}. \end{aligned} \quad (15)$$

C. Matrix elements and form factors

The $B_s \rightarrow \phi\ell^+\ell^-$ decay can be obtained by sandwiching the effective Hamiltonian between initial state B_s and final state ϕ meson. This can be parameterized in terms of the form factors as follows:

$$\langle\phi(k,\varepsilon)|\bar{s}\gamma_\mu b|B_s(p)\rangle = \varepsilon_{\mu\nu\rho\sigma}\varepsilon^{*\nu}p^\rho k^\sigma \frac{2V(q^2)}{M_{B_s} + M_\phi}, \quad (16)$$

$$\begin{aligned} \langle\phi(k,\varepsilon)|\bar{s}\gamma_\mu\gamma_5 b|B_s(p)\rangle &= i\varepsilon_\mu^*(M_{B_s} + M_\phi)A_1(q^2) - i(p+k)_\mu(\varepsilon^* \cdot q)\frac{A_2(q^2)}{M_{B_s} + M_\phi} \\ &\quad - iq_\mu(\varepsilon^* \cdot q)\frac{2M_\phi}{q^2}[A_3(q^2) - A_0(q^2)], \end{aligned} \quad (17)$$

$$\langle\phi(k,\varepsilon)|\bar{s}\sigma_{\mu\nu}q^\nu b|B_s(p)\rangle = i\varepsilon_{\mu\nu\rho\sigma}\varepsilon^{*\nu}p^\rho k^\sigma 2T_1(q^2), \quad (18)$$

$$\begin{aligned} \langle\phi(k,\varepsilon)|\bar{s}\sigma_{\mu\nu}\gamma_5 q^\nu b|B_s(p)\rangle &= T_2(q^2)[\varepsilon_\mu^*(M_{B_s}^2 - M_\phi^2) - (p+k)_\mu(\varepsilon^* \cdot q)] \\ &\quad + T_3(q^2)(\varepsilon^* \cdot q)\left[q_\mu - \frac{q^2}{M_{B_s}^2 - M_\phi^2}(p+k)_\mu\right], \end{aligned} \quad (19)$$

where $\varepsilon^{*\nu}$ is the polarization of the final state vector meson (ϕ).

The form factors A_i and T_i are functions of the square of momentum transfer q and these are not independent of each other. By contracting the above equations with q_μ and making use of the equation of motion, one can write

$$\begin{aligned} A_3(q^2) &= \frac{M_{B_s} + M_\phi}{2M_\phi}A_1(q^2) - \frac{M_{B_s} - M_\phi}{2M_\phi}A_2(q^2), \\ A_3(0) &= A_0(0), \quad T_1(0) = T_2(0). \end{aligned} \quad (20)$$

The form factors for $B_s \rightarrow \phi$ transition are the non-perturbative quantities and are the major candidate to prone the uncertainties. In literature there exist different approaches (both perturbative and non-perturbative) like Lattice QCD, QCD sum rules, Light Cone sum rules, etc., to calculate them. Here, we will consider the form factors calculated by using the Light Cone Sum Rules approach by Ball *et al.* [59]. The form factors V, A_0 and T_1 are parameterized by

$$F(q^2) = \frac{r_1}{1 - q^2/m_R^2} + \frac{r_2}{1 - q^2/m_{ft}^2}, \quad (21)$$

while the form factors A_2 and \tilde{T}_3 are parameterized as follows,

$$F(q^2) = \frac{r_1}{1 - q^2/m^2} + \frac{r_2}{(1 - q^2/m^2)^2}. \quad (22)$$

The fit formula for A_1 and T_2 is

$$F(q^2) = \frac{r_2}{1 - q^2/m_{fit}^2}. \quad (23)$$

The form factor T_3 can be obtained through the relation

$$T_3(q^2) = \frac{M_{B_s}^2 - M_\phi^2}{q^2} [\tilde{T}_3(q^2 - T_2(q^2)],$$

where the values of different parameters are summarized in Table I.

TABLE I: Fit parameters for $B_s \rightarrow \phi$ transition form factors. $F(0)$ denotes the value of form factors at $q^2 = 0$ (c.f. (Eq. (21)). The theoretical uncertainty estimated is around 15%.

$F(q^2)$	$F(0)$	r_1	m_R^2	r_2	m_{fit}^2
$A_1(q^2)$	0.311	—	—	0.308	36.54
$A_2(q^2)$	0.234	-0.054	—	0.288	48.94
$A_0(q^2)$	0.474	3.310	5.28 ²	-2.835	31.57
$V(q^2)$	0.434	1.484	5.32 ²	-1.049	39.52
$T_1(q^2)$	0.349	1.303	5.32 ²	-0.954	38.28
$T_2(q^2)$	0.349	—	—	0.349	37.21
$\tilde{T}_3(q^2)$	0.349	0.027	—	0.321	45.56

Hence by using the above given matrix elements which are parameterized in terms of the form factors the decay amplitude for $B_s \rightarrow \phi \ell^+ \ell^-$ can be written as

$$\begin{aligned} \mathcal{M} = \frac{\alpha G_F}{4\sqrt{2}\pi} V_{tb} V_{ts}^* \Big[& \bar{l} \gamma^\mu (1 - \gamma^5) l \times \left(-2\mathcal{J}_1 \epsilon_{\mu\nu\lambda\sigma} \epsilon^{*\nu} k^\lambda q^\sigma - i\mathcal{J}_2 \epsilon_\mu^* + i\mathcal{J}_3 \epsilon^* \cdot q (p+k)_\mu + i\mathcal{J}_4 \epsilon^* \cdot q q_\mu \right) \\ & + \bar{l} \gamma^\mu (1 + \gamma^5) l \times \left(-2\mathcal{J}_5 \epsilon_{\mu\nu\lambda\sigma} \epsilon^{*\nu} k^\lambda q^\sigma - i\mathcal{J}_6 \epsilon_\mu^* + i\mathcal{J}_7 \epsilon^* \cdot q (p+k)_\mu + i\mathcal{J}_8 \epsilon^* \cdot q q_\mu \right) \Big]. \end{aligned} \quad (24)$$

Keeping the final state leptons' mass, we can see that the first line of the above equation will survive only for $\bar{l} \gamma^\mu \gamma^5 \ell$ due to the fact that $q_\mu (\bar{l} \gamma^\mu \gamma^5 \ell) = 2m_l (\bar{l} \gamma^5 \ell)$ and will vanish for $\bar{l} \gamma^\mu l$ because of $q_\mu (\bar{l} \gamma^\mu l) = 0$.

The auxiliary functions $\mathcal{J}_1, \dots, \mathcal{J}_8$ contain both long and short distance physics which is encapsulated in the form factors and in the Wilson coefficients, respectively. These functions can be written in the following form:

$$\begin{aligned} \mathcal{J}_1 &= 2C_{LL} \mathcal{D}_1 + 4m_b C_7^{eff} \frac{T_1(s)}{s}, \\ \mathcal{J}_2 &= 2C_{LL} \mathcal{D}_3 + \frac{4m_b}{s} C_7^{eff} \mathcal{D}_4 \\ \mathcal{J}_3 &= 2C_{LL} \mathcal{D}_6 + 4 \frac{m_b C_7^{eff}}{s} \mathcal{D}_5 \\ \mathcal{J}_4 &= \frac{2M_\phi}{s} \mathcal{D}_7 - \frac{4m_b}{s} C_7^{eff} T_3(s) \\ \mathcal{J}_5 &= \mathcal{J}_1(C_{LL} \rightarrow C_{LR}) \\ \mathcal{J}_6 &= \mathcal{J}_2(C_{LL} \rightarrow C_{LR}) \\ \mathcal{J}_7 &= \mathcal{J}_3(C_{LL} \rightarrow C_{LR}) \\ \mathcal{J}_8 &= \mathcal{J}_4(C_{LL} \rightarrow C_{LR}), \end{aligned} \quad (25)$$

where C_{LL}, C_{LR} and \mathcal{D} 's are defined as follows

$$\begin{aligned}
C_{LL} &= C'_9 - C'_{10}, & C_{LR} &= C'_9 + C'_{10}, \\
\mathcal{D}_1 &= \frac{V(s)}{(M_{B_s} + M_\phi)}, \\
\mathcal{D}_3 &= (M_{B_s} + M_\phi)A_1(s), \\
\mathcal{D}_4 &= (M_{B_s}^2 - M_\phi^2)T_2(s), \\
\mathcal{D}_5 &= \left[T_2(s) + \frac{s}{(M_{B_s}^2 - M_\phi^2)}T_3(s) \right], \\
\mathcal{D}_6 &= \frac{A_2(s)}{(M_{B_s} + M_\phi)}, \\
\mathcal{D}_7 &= (A_3 - A_0).
\end{aligned} \tag{26}$$

Now with all the ingredients in hand the next step is to summarize the formulas of different physical observables.

III. FORMULAS OF PHYSICAL OBSERVABLES

A. Differential Decay Rate

In order to calculate the polarized branching ration as well as the unpolarized and polarized CP violation asymmetries, we first have to find the expression for the differential decay width of $B_s \rightarrow \phi \ell^+ \ell^-$ decay. The formula for the double differential decay rate can be written as

$$\frac{d^2\Gamma(B_s \rightarrow \phi \ell^+ \ell^-)}{d\cos\theta ds} = \frac{1}{2M_{B_s}^3} \frac{2\beta\sqrt{\lambda}}{(8\pi)^3} |\mathcal{M}|^2, \tag{27}$$

where $\beta \equiv \sqrt{1 - \frac{4m_\ell^2}{s}}$ and $\lambda = \lambda(M_{B_s}, M_\phi, s) \equiv M_{B_s}^4 + M_\phi^4 + s^2 - 2M_{B_s}^2 M_\phi^2 - 2sM_{B_s}^2 - 2sM_\phi^2$. Also s is just square of the momentum transfer q and θ is the angle between lepton and final state meson in the rest frame of B_s . By using the expression of the decay amplitude given in Eq. (24) and integrating on the $\cos\theta$, one can get the expression of the dilepton invariant mass spectrum as

$$\frac{d\Gamma(B_s \rightarrow \phi \ell^+ \ell^-)}{ds} = \frac{G_F^2 \alpha^2 \beta \sqrt{\lambda} M_{B_s}}{2^{14} \pi^5} |V_{tb} V_{ts}^*|^2 \mathcal{M}_1, \tag{28}$$

with

$$\begin{aligned}
\mathcal{M}_1 &= 4(2m_\ell^2 + s) \left\{ \frac{8\lambda}{3} \text{Re}|\mathcal{J}_1|^2 + \frac{12M_\phi^2 s + \lambda}{3M_\phi^2 s} \text{Re}|\mathcal{J}_2|^2 - \frac{(M_{B_s}^2 - M_\phi^2 - s)}{3M_\phi^2 s} \lambda \text{Re}(\mathcal{J}_2 \mathcal{J}_3^*) + \frac{\lambda^2}{3M_\phi^2 s} \text{Re}|\mathcal{J}_3|^2 \right\} \\
&+ \frac{32\lambda}{3} (s - 4m_\ell^2) \text{Re}|\mathcal{J}_5|^2 + \left[\frac{4\lambda(2m_\ell^2 + s)}{3M_\phi^2 s} + 16(s - 4m_\ell^2) \right] \times \text{Re}|\mathcal{J}_6|^2 - \frac{4\lambda}{3M_\phi^2 s} \{ [(2m_\ell^2 + s)(M_{B_s}^2 - M_\phi^2) \\
&+ s(s - 4m_\ell^2)] \text{Re}(\mathcal{J}_6 \mathcal{J}_7^*) + [6m_\ell^2 s(2M_{B_s}^2 + 2M_\phi^2 - s) + \lambda(2m_\ell^2 + s)] \text{Re}|\mathcal{J}_7|^2 + \frac{8m_\ell^2 \lambda}{M_\phi^2} (M_{B_s}^2 - M_\phi^2) \text{Re}(\mathcal{J}_7 \mathcal{J}_8^*) \\
&- s \frac{8m_\ell^2 \lambda}{M_\phi^2} \text{Re}|\mathcal{J}_8|^2 \}.
\end{aligned} \tag{29}$$

Here we take the liberty to correct the expression of the decay rate given in [36].

B. Branching ratio of $B_s \rightarrow \phi \ell^+ \ell^-$ with polarized ϕ

The total decay rate for $B_s \rightarrow \phi \ell^+ \ell^-$ can be written in terms of the longitudinal (Γ_L) and normal components (Γ_T), when the final state vector meson is polarized. The explicit expressions of the differential decay rate in terms of these components can be written as [60]

$$\frac{d\Gamma(s)}{ds} = \frac{d\Gamma_L(s)}{ds} + \frac{d\Gamma_T(s)}{ds}, \tag{30}$$

where

$$\frac{d\Gamma_T(s)}{ds} = \frac{d\Gamma_+(s)}{ds} + \frac{d\Gamma_-(s)}{ds},$$

and

$$\frac{d\Gamma_L(s)}{ds} = \frac{G_F^2 |V_{tb} V_{ts}^*|^2 \alpha^2 \beta \sqrt{\lambda}}{2^{11} \pi^5 M_{B_s}^3} \times \frac{1}{3} \mathcal{A}_L, \quad (31)$$

$$\frac{d\Gamma_{\pm}(s)}{ds} = \frac{G_F^2 |V_{tb} V_{ts}^*|^2 \alpha^2 \beta \sqrt{\lambda}}{2^{11} \pi^5 M_{B_s}^3} \times \frac{4}{3} \mathcal{A}_{\pm}. \quad (32)$$

The different functions appearing in Eqs. (31) and (32) can be written as

$$\begin{aligned} \mathcal{A}_L = \frac{1}{s M_{\phi}^2} & \left[24 |\mathcal{K}_7(s)|^2 m_l^2 M_{\phi}^2 \lambda + (2m_l^2 + s) \left| (M_{B_s}^2 - M_{\phi}^2 - s) \mathcal{K}_2(s) + \lambda \mathcal{K}_3(s) \right|^2 \right. \\ & \left. + (s - 4m_l^2) \left| (M_{B_s}^2 - M_{\phi}^2 - s) \mathcal{K}_5(s) + \lambda \mathcal{K}_6(s) \right|^2 \right], \end{aligned} \quad (33)$$

$$\mathcal{A}_{\pm} = (s - 4m_l^2) \left| \mathcal{K}_5(s) \mp \sqrt{\lambda} \mathcal{K}_4(s) \right|^2 + (s + 2m_l^2) \left| \mathcal{K}_2(s) \pm \sqrt{\lambda} \mathcal{K}_1(s) \right|^2, \quad (34)$$

with

$$\mathcal{K}_1(s) = 4C_7^{eff} \frac{m_b}{s} T_1(s) + 2C_9' \mathcal{D}_1, \quad (35)$$

$$\mathcal{K}_2(s) = 2 \frac{m_b}{s} C_7^{eff} \mathcal{D}_4 + C_9' \mathcal{D}_3, \quad (36)$$

$$\mathcal{K}_3(s) = 4C_7^{eff} \mathcal{D}_5 + C_9' \mathcal{D}_6, \quad (37)$$

$$\mathcal{K}_4(s) = 2C_{10}' \mathcal{D}_1, \quad (38)$$

$$\mathcal{K}_5(s) = 2C_{10}' A_0(s) (M_{B_s} + M_{\phi}), \quad (39)$$

$$\mathcal{K}_6(s) = 2C_{10}' \frac{\mathcal{D}_3}{(M_{B_s} + M_{\phi})^2}, \quad (40)$$

$$\mathcal{K}_7(s) = 4C_{10}' \mathcal{D}_6. \quad (41)$$

In the above equations the functions $\mathcal{D}_1, \dots, \mathcal{D}_6$ are given in Eq. (26).

C. Polarized and Unpolarized CP violation Asymmetries

The non-equality of the decay rates of a particle and its antiparticle defines the CP violation asymmetry. The CP violation asymmetry arises both for the cases when the final state leptons are unpolarized or polarized. In case of the unpolarized leptons, the normalized CP violation asymmetries can be defined through the difference of the differential decay rates of particle and antiparticle decay modes as follows [61, 62]

$$\mathcal{A}_{CP}(\mathbf{S}^{\pm} = \mathbf{e}_i^{\pm}) = \frac{\frac{d\Gamma(\mathbf{S}^-)}{ds} - \frac{d\bar{\Gamma}(\mathbf{S}^+)}{ds}}{\frac{d\Gamma}{ds} - \frac{d\bar{\Gamma}}{ds}}, \quad (42)$$

where

$$\begin{aligned} \frac{d\Gamma(\mathbf{S}^-)}{ds} &= \frac{d\Gamma(B_s \rightarrow \phi \ell^+ \ell^- (\mathbf{S}^-))}{ds}, \\ \frac{d\bar{\Gamma}(\mathbf{S}^+)}{ds} &= \frac{d\bar{\Gamma}(B_s \rightarrow \phi \ell^+ (\mathbf{S}^+) \ell^-)}{ds}. \end{aligned}$$

The differential decay rate of $B_s \rightarrow \phi \ell^+ \ell^-$ is given in Eq. (28), analogously the CP conjugated differential decay width can be written as

$$\frac{d\bar{\Gamma}(\mathbf{S}^{\pm})}{ds} = \frac{1}{2} \left(\frac{d\bar{\Gamma}}{ds} \right) \left[1 + (P_L \mathbf{e}_L^{\pm} + P_N \mathbf{e}_N^{\pm} + P_T \mathbf{e}_T^{\pm}) \cdot \mathbf{S}^{\pm} \right].$$

It is noted here, that $\frac{d\bar{\Gamma}}{ds}$ belongs to the transition $\bar{B}_s \rightarrow \bar{\phi}\ell^+\ell^-$ which can be obtained by replacing Λ_{sb} to Λ_{sb}^* in Eq. (12). Furthermore, by using the fact that $\mathbf{S}^+ = -\mathbf{S}^-$ for the longitudinal (L), normal (N) and $\mathbf{S}^+ = \mathbf{S}^-$ for the transverse (T) polarizations, we get

$$\mathcal{A}_{CP}(\mathbf{S}^\pm = \mathbf{e}_i^\pm) = \frac{1}{2} \left[\frac{\left(\frac{d\Gamma}{ds}\right) - \left(\frac{d\bar{\Gamma}}{ds}\right)}{\left(\frac{d\Gamma}{ds}\right) + \left(\frac{d\bar{\Gamma}}{ds}\right)} \pm \frac{\left(\frac{d\Gamma}{ds}\right) P_i - \left\{\left(\frac{d\Gamma}{ds}\right) P_i\right\}_{\Lambda_{sb} \rightarrow \Lambda_{sb}^*}}{\left(\frac{d\Gamma}{ds}\right) + \left(\frac{d\bar{\Gamma}}{ds}\right)} \right],$$

where i denotes the L , N or T polarizations of the final state leptons. By using Eq. (26) in the above equation, the expression of CP violation asymmetry becomes

$$\mathcal{A}_{CP}(\mathbf{S}^\pm = \mathbf{e}_i^\pm) = \frac{1}{2} \left[\frac{\mathcal{M}_1 - \bar{\mathcal{M}}_1}{\mathcal{M}_1 + \bar{\mathcal{M}}_1} \pm \frac{\mathcal{M}_1^i - \bar{\mathcal{M}}_1^i}{\mathcal{M}_1^i + \bar{\mathcal{M}}_1^i} \right], \quad (43)$$

where $\bar{\mathcal{M}}_1 = (\mathcal{M}_1)_{\Lambda_{sb} \rightarrow \Lambda_{sb}^*}$, $\bar{\mathcal{M}}_1^i = (\mathcal{M}_1^i)_{\Lambda_{sb} \rightarrow \Lambda_{sb}^*}$ and

$$\mathcal{A}_{CP}(s) = \frac{\mathcal{M}_1 - \bar{\mathcal{M}}_1}{\mathcal{M}_1 + \bar{\mathcal{M}}_1}, \quad \mathcal{A}_{CP}^i(s) = \frac{\mathcal{M}_1^i - \bar{\mathcal{M}}_1^i}{\mathcal{M}_1^i + \bar{\mathcal{M}}_1^i}. \quad (44)$$

Hence, by using these definitions the normalized CP violation asymmetry can be written as follows

$$\mathcal{A}_{CP}(\mathbf{S}^\pm = \mathbf{e}_i^\pm) = \frac{1}{2} \left[\mathcal{A}_{CP}(s) \pm \mathcal{A}_{CP}^i(s) \right], \quad (45)$$

where the plus sign in the second term of the above expression corresponds to L and N polarizations, and the negative sign is for the T polarization.

The first term in $\mathcal{A}_{CP}(s)$ in Eq. (45) is the unpolarized CP violation asymmetry, while the second term $\mathcal{A}_{CP}^i(s)$ is called the polarized CP violation asymmetry which provide the modifications to the first term. After doing some tedious calculation we have found the following results for $\mathcal{A}_{CP}(s)$ and $\mathcal{A}_{CP}^i(s)$

$$\mathcal{A}_{CP}(s) = \frac{-2\mathcal{I}m(\Lambda_{sb})\mathcal{Q}(s)}{\mathcal{M}_1 + 2\mathcal{I}m(\Lambda_{sb})\mathcal{Q}(s)}, \quad (46)$$

$$\mathcal{A}_{CP}^i(s) = \frac{-2\mathcal{I}m(\Lambda_{sb})\mathcal{Q}^i(s)}{\mathcal{M}_1 + 2\mathcal{I}m(\Lambda_{sb})\mathcal{Q}^i(s)}, \quad (47)$$

with $i = L, N$ or T . The explicit expressions of $\mathcal{Q}(s)$ and the $\mathcal{Q}^i(s)$ are given below

$$\begin{aligned} \mathcal{Q}(s) &= \mathcal{H}_1 \mathcal{I}m(C_7 C_9^{*'}) + \mathcal{H}_2 \mathcal{I}m(C_9^* C_9'), \\ \mathcal{Q}^L(s) &= \mathcal{H}_3 \{\mathcal{I}m(C_{10}' C_9^*) + \mathcal{I}m(C_9^{*'} C_{10})\}, \\ \mathcal{Q}^N(s) &= \mathcal{H}_4 \mathcal{I}m(C_7 C_9^{*'}) + \mathcal{H}_5 \{\mathcal{I}m(C_{10} C_9^{*'})\}, \\ &\quad + \mathcal{H}_6 \mathcal{I}m(C_9^* C_9'), \\ \mathcal{Q}^T(s) &= \frac{\beta}{2} \mathcal{H}_6 \{\mathcal{R}e(C_{10} C_9^{*'}) + \mathcal{R}e(C_{10}' C_9^*)\}, \end{aligned} \quad (48)$$

The functions $\mathcal{H}_1, \dots, \mathcal{H}_6$ can be written as

$$\begin{aligned}
\mathcal{H}_1 &= \frac{64}{3M_\phi^2 s} M_{B_s} \left[(\mathcal{D}_3 \mathcal{D}_5 + \mathcal{D}_6 \mathcal{D}_4) \lambda (M_\phi^2 - M_{B_s}^2 + s) \right. \\
&\quad \left. + (\mathcal{D}_3 \mathcal{D}_4 + \mathcal{D}_5 \mathcal{D}_6) \lambda + (3\mathcal{D}_3 \mathcal{D}_4 + 2\mathcal{D}_1 F_1(s) \lambda) \right], \\
\mathcal{H}_2 &= \frac{32(2m_l + s)^2}{3M_\phi^2 s} \left[2\mathcal{D}_3 \mathcal{D}_6 \lambda (M_\phi^2 - M_{B_s}^2 + s) \right. \\
&\quad \left. + 8\mathcal{D}_1^2 M_\phi^2 s \lambda + \mathcal{D}_3^2 (12M_\phi^2 s + \lambda) + \mathcal{D}_6^2 \lambda^2 \right], \\
\mathcal{H}_3 &= \frac{32\beta}{3M_\phi^2} \left[2\lambda (M_{B_s}^2 - M_\phi^2 - s) \mathcal{D}_3 \mathcal{D}_6 \right. \\
&\quad \left. - \mathcal{D}_3^2 (12M_\phi^2 s + \lambda) - \lambda (8M_\phi^2 s \mathcal{D}_1^2 + \lambda \mathcal{D}_6^2) \right], \\
\mathcal{H}_4 &= \frac{128\pi}{\sqrt{s}} m_l M_{B_s} \sqrt{\lambda} \left[F_1(s) \mathcal{D}_3 + \mathcal{D}_1 \mathcal{D}_4 \right], \\
\mathcal{H}_5 &= \frac{8\pi m_l \sqrt{\lambda}}{M_\phi^2 \sqrt{s}} \left(\mathcal{D}_6 (M_\phi^2 - M_{B_s}^2) + \mathcal{D}_3 - 2\sqrt{s} \mathcal{D}_7 \right) \\
&\quad \times \left(\mathcal{D}_3 (M_\phi^2 - M_{B_s}^2 + s) + \mathcal{D}_6 \lambda \right), \\
\mathcal{H}_6 &= 128 m_l \pi \sqrt{\lambda s} \mathcal{D}_1 \mathcal{D}_3.
\end{aligned} \tag{49}$$

Here we would like to mention that the functions $\mathcal{H}_4, \mathcal{H}_5$ and \mathcal{H}_6 are proportional to the mass of final state lepton, therefore, their contribution is small when we have μ 's as final state leptons compared to the one when we have τ 's.

IV. NUMERICAL ANALYSIS

In this section we will give the phenomenological analysis of the polarized branching ratio, when final state ϕ meson is longitudinal (transverse) polarized ($\mathcal{BR}_L(\mathcal{BR}_T)$), as well as of the unpolarized and polarized CP violation asymmetries for $B_s \rightarrow \phi \ell^+ \ell^-$ decay. In order to see the impact of new Z' boson on the these physical observables, first we have summarized the numerical values of various input parameters such as masses of particles, life times, CKM matrix elements etc., in Table II, while the values of Wilson coefficients in the SM are displayed in Table III. The most important input parameters are the form factors which are the non perturbative quantities and for them we rely on the Light Cone Sum Rule (LCSR) approach. The numerical values of the LCSR form factors along with the different fitting parameters [59] are summarized in Table I.

TABLE II: Default values of input parameters used in the calculations.

$M_{B_s} = 5.366 \text{ GeV}, m_b = 4.28 \text{ GeV}, m_s = 0.13 \text{ GeV},$
$m_\mu = 0.105 \text{ GeV}, m_\tau = 1.77 \text{ GeV}, f_{B_s} = 0.25 \text{ GeV},$
$ V_{tb} V_{ts}^* = 45 \times 10^{-3}, \alpha^{-1} = 137, G_F = 1.17 \times 10^{-5} \text{ GeV}^{-2},$
$\tau_B = 1.54 \times 10^{-12} \text{ sec}, M_\phi = 1.020 \text{ GeV}.$

TABLE III: The Wilson coefficients C_i^μ at the scale $\mu \sim m_b$ in the SM [48].

C_1	C_2	C_3	C_4	C_5	C_6	C_7	C_9	C_{10}
1.107	-0.248	-0.011	-0.026	-0.007	-0.031	-0.313	4.344	-4.669

Now the next step is to collect the values of the Z' couplings and in this regard, there are some severe constraints from different inclusive and exclusive B decays [63]. These numerical values of coupling parameters of Z' model are

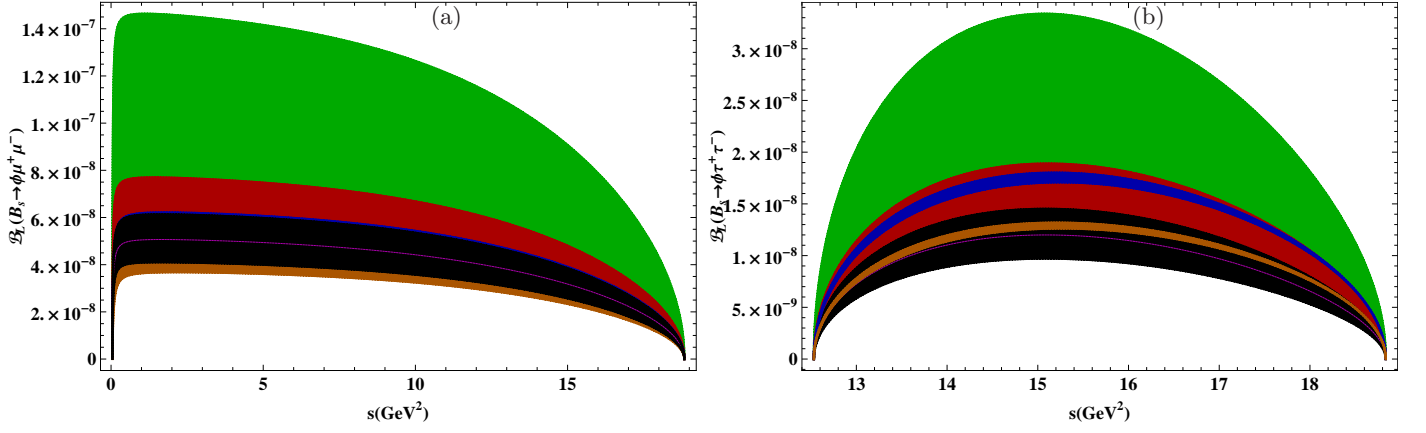


FIG. 1: Longitudinal polarized branching ratio \mathcal{BR}_L as a function of the square of momentum s for $B_s \rightarrow \phi \mu^+ \mu^- (\tau^+ \tau^-)$ for scenarios $\mathcal{S}1$, $\mathcal{S}2$ and $\mathcal{S}3$. The Green and Red colors correspond to the $\mathcal{S}1$ and $\mathcal{S}2$, respectively. The blue and orange colors show the $\mathcal{S}3$. The band in each case depicts the variations of ϕ_{sb} in respective scenarios. The black color corresponds to the SM results where the band is due to uncertainties in different input parameters.

recollected in Table 4, where $\mathcal{S}1$ and $\mathcal{S}2$ correspond to two different fitting values for $B_s - \bar{B}_s$ mixing data by the UTfit collaboration [64].

Motivated from the latest results on the CP -violating phase ϕ_S^L and the like-sign dimuon charge asymmetry A_{SL}^b of the semileptonic decays given in [65–68], a detailed study has been performed by Li et al. [69]. The main emphasis of the study is to check if a simultaneous explanation for all mixing observables, especially of like-sign dimuon asymmetry A_{SL}^b , could be made in Z' model. It has been found that it is not possible to accommodate all the data simultaneously and the new constraints on the CP -violating phase ϕ_S and $|\mathcal{B}_{sb}|$ are obtained from ΔM_S , ϕ_S , $\Delta \Gamma_S$ data. In addition the constraints on $S_{\ell\ell}^L$ and $S_{\ell\ell}^R$ are obtained from the analysis of $B \rightarrow X_s \mu^+ \mu^-$ [70], $B \rightarrow K^* \mu^+ \mu^-$ [71, 72] and $B \rightarrow \mu^+ \mu^-$ [73]. In the forthcoming study it is named as scenario $\mathcal{S}3$. The corresponding numerical values are chosen from [69, 74] and these are summarized in the Table IV.

TABLE IV: The numerical values of the Z' parameters [63, 64, 69, 74].

	$ \mathcal{B}_{sb} \times 10^{-3}$	$\phi_{sb} (in Degree)$	$S_{LL} \times 10^{-2}$	$D_{LL} \times 10^{-2}$
$\mathcal{S}1$	1.09 ± 0.22	-72 ± 7	-2.8 ± 3.9	-6.7 ± 2.6
$\mathcal{S}2$	2.20 ± 0.15	-82 ± 4	-1.2 ± 1.4	-2.5 ± 0.9
$\mathcal{S}3$	4.0 ± 1.5	150 ± 10 or (-150 ± 10)	0.8	-2.6

Just to mention again, $\mathcal{B}_{sb} = |\mathcal{B}_{sb}|e^{-i\phi_{sb}}$ is the off diagonal left handed coupling of Z' boson with quarks and ϕ_{sb} corresponds to a new weak phase, whereas S_{LL} and D_{LL} represent the combination of left and right handed couplings of Z' with the leptons [c.f. Eq. (13)]. In order to fully scan the three scenarios, let us make a remark that with $D_{LL} \neq 0$ depict the situation when the new physics comes only from the modification in the Wilson coefficient C_{10} , while, the opposite case, $S_{LL} \neq 0$, indicates that the new physics is due to the change in the Wilson coefficient C_9 [see Eq. (13)]. In Figs. 1–4 we have displayed the results of the branching ratio when the final state meson (ϕ) is polarized. Figs. 1 and 3 represent the cases where the \mathcal{BR}_L and \mathcal{BR}_T are plotted as a function of s by taking the values of different Z' parameters given in Table IV. In Figs. 2 and 4 the average normalized polarized branching ratios, after integration on s , as a function of S_{LL} and D_{LL} are depicted. In the same way, the averaged CP violation asymmetries as a function of S_{LL} and D_{LL} is shown in Figs. 5 – 12. The different color combinations along with the corresponding values of Z' parameters are summarize in the Table V. Likewise, in scenario $\mathcal{S}3$ the values of Z' parameters are summarized in Table IV and their color codes in different figures are given in Eq. (50).

$$|\mathcal{B}_{sb}| = 3 \times 10^{-3} : \begin{cases} \phi_{sb} = 160^\circ, \text{ Red Dot} \\ \phi_{sb} = 140^\circ, \text{ Blue Dot} \\ \phi_{sb} = -140^\circ, \text{ Green Dot} \\ \phi_{sb} = -160^\circ, \text{ Gray Dot} \end{cases} ; |\mathcal{B}_{sb}| = 5 \times 10^{-3} : \begin{cases} \phi_{sb} = 160^\circ, \text{ Orange Dot} \\ \phi_{sb} = 140^\circ, \text{ Yellow Dot} \\ \phi_{sb} = -140^\circ, \text{ Pink Dot} \\ \phi_{sb} = -160^\circ, \text{ Purple Dot} \end{cases} \quad (50)$$

Longitudinal polarized branching ratio \mathcal{BR}_L

TABLE V: Color bands for the Figs. 1 – 12 $\langle \mathcal{BR}_{L,T} \rangle$, $\langle \mathcal{A}_{CP} \rangle$ and $\langle \mathcal{A}_{CP}^i \rangle$ vs S_{LL} and D_{LL} for scenarios $\mathcal{S}1$ and $\mathcal{S}2$.

Color Region	ϕ_{sb}	$ \mathcal{B}_{sb} \times 10^{-3}$	$\langle \mathcal{BR}_{L,T} \rangle$, $\langle \mathcal{A}_{CP} \rangle$ and $\langle \mathcal{A}_{CP}^i \rangle$ vs S_{LL} $D_{LL} \times 10^{-2}$	$\langle \mathcal{BR}_{L,T} \rangle$, $\langle \mathcal{A}_{CP} \rangle$ and $\langle \mathcal{A}_{CP}^i \rangle$ vs D_{LL} $S_{LL} \times 10^{-2}$
Blue	-79° -65°	+1.31	-9.3	-6.7
Red	-86° -78°	+2.35	-2.34	-2.6
Yellow	-79° -65°	+0.87	-9.3	-6.7
Black	-86° -78°	+2.05	-2.34	-2.6
Green	-79° -65°	+1.31	-4.1	+1.1
Brown	-86° -78°	+2.35	-1.16	+0.2
Pink	-79° -65°	+0.87	-4.1	+1.1
Purple	-86° -78°	+2.05	-1.16	+0.2

- In Figs. 1(a) and 1(b) we have plotted the branching ratio when final state ϕ is longitudinally polarized, named as longitudinal polarized branching ratio (\mathcal{BR}_L), as a function of s for μ and τ as final state leptons' in $B_s \rightarrow \phi \ell^+ \ell^-$ decay. By looking at Eq. (33) it can be seen that \mathcal{BR}_L is directly proportional to the contributions coming from Z' in C'_{10} encoded in $\mathcal{K}_5, \mathcal{K}_6$ and \mathcal{K}_7 . Apart from this it also contains the terms that involve C'_9 which comes in \mathcal{K}_2 and \mathcal{K}_7 , where the later are m_l suppressed. In Fig. 1, we can see a significant enhancement in the \mathcal{BR}_L for the maximum values of Z' parameters and the results are quite distinct from the SM both for μ and τ cases.
- To see the explicit dependence on the Z' parameters we have integrated \mathcal{BR}_L on s and have drawn it against the D_{LL} and S_{LL} in Figs. 2(a)-2(d). These graphs depict that for $\phi_{sb} = -79^\circ, \mathcal{B}_{sb} = 1.31 \times 10^{-3}, D_{LL} = -9.3 \times 10^{-2}$ and $S_{LL} = -6.7 \times 10^{-2}$ in scenario $\mathcal{S}1$ (blue band), the increment in the \mathcal{BR}_L is around 3 times in case of μ and 2.5 times in case of τ leptons. By decreasing the values of D_{LL} and S_{LL} the values of integrated \mathcal{BR}_L decreases and Fig. 2 display this trend. Compared to the scenario $\mathcal{S}1$ the change in \mathcal{BR}_L is small in $\mathcal{S}2$.

Keeping in view that in scenario $\mathcal{S}3$ the values of S_{LL} and D_{LL} are fixed, we plotted two vertical (magenta) bars which corresponds to the variation in the ϕ_{sb} and \mathcal{B}_{sb} . It can be seen from Figs. 2(a) and 2(c) that in certain range of parameters of $\mathcal{S}3$ the Z' boson effects are noticeable in $B_s \rightarrow \phi \tau^+ \tau^-$ decay. Similar bars can be plotted in Figs. 2(b) and 2(d) but that do not add any new information, therefore, we will show $\mathcal{S}3$ contribution only when different asymmetries are plotted against S_{LL} .

Transverse polarized branching ratio \mathcal{BR}_T

- It can be noticed from Eq. (34) that transverse polarized branching ratio (\mathcal{BR}_T) depends on the functions $\mathcal{K}_1(s), \mathcal{K}_2(s), \mathcal{K}_4(s)$ and $\mathcal{K}_5(s)$ given in Eqs. (35), (36), (38) and (39), respectively. Here the first two functions ($\mathcal{K}_1(s), \mathcal{K}_2(s)$) depend on Wilson coefficients C_7^{eff}, C'_9 and the later two on C'_{10} . Therefore, we are expecting quite visible hints of NP coming from the the extra neutral boson Z' and Figs. 3(a) and 3(b), where \mathcal{BR}_T is plotted as a function of s , display this fact. Here, one can clearly distinguish between the values of \mathcal{BR}_T calculated in SM and Z' scenarios, $\mathcal{S}1$, $\mathcal{S}2$ and $\mathcal{S}3$.
- To see how \mathcal{BR}_T evolve with the parameters of Z' model, we have plotted the integrated \mathcal{BR}_T as a function of S_{LL} and D_{LL} in Figs. 4(a)-4(d). Just like \mathcal{BR}_L , \mathcal{BR}_T becomes almost 3 times that of its SM value when $\phi_{sb} = -79^\circ, \mathcal{B}_{sb} = 1.31 \times 10^{-3}, D_{LL} = -9.3 \times 10^{-2}$ and $S_{LL} = -6.7 \times 10^{-2}$ in scenario $\mathcal{S}1$ (blue band) both for μ and τ leptons. However, these values decreases when the magnitude of S_{LL} decreases and it is clear from Fig. 4(a) and 4(c). The situation is similar when we plotted the \mathcal{BR}_T as a function of D_{LL} by fixing the parameters $\mathcal{B}_{sb}, \phi_{sb}, S_{LL}$ in the range given in Table IV, where one can see that it is also a decreasing function of D_{LL} . However, even for the small values of the Z' parameters, the value of the observable is quite distinct from the

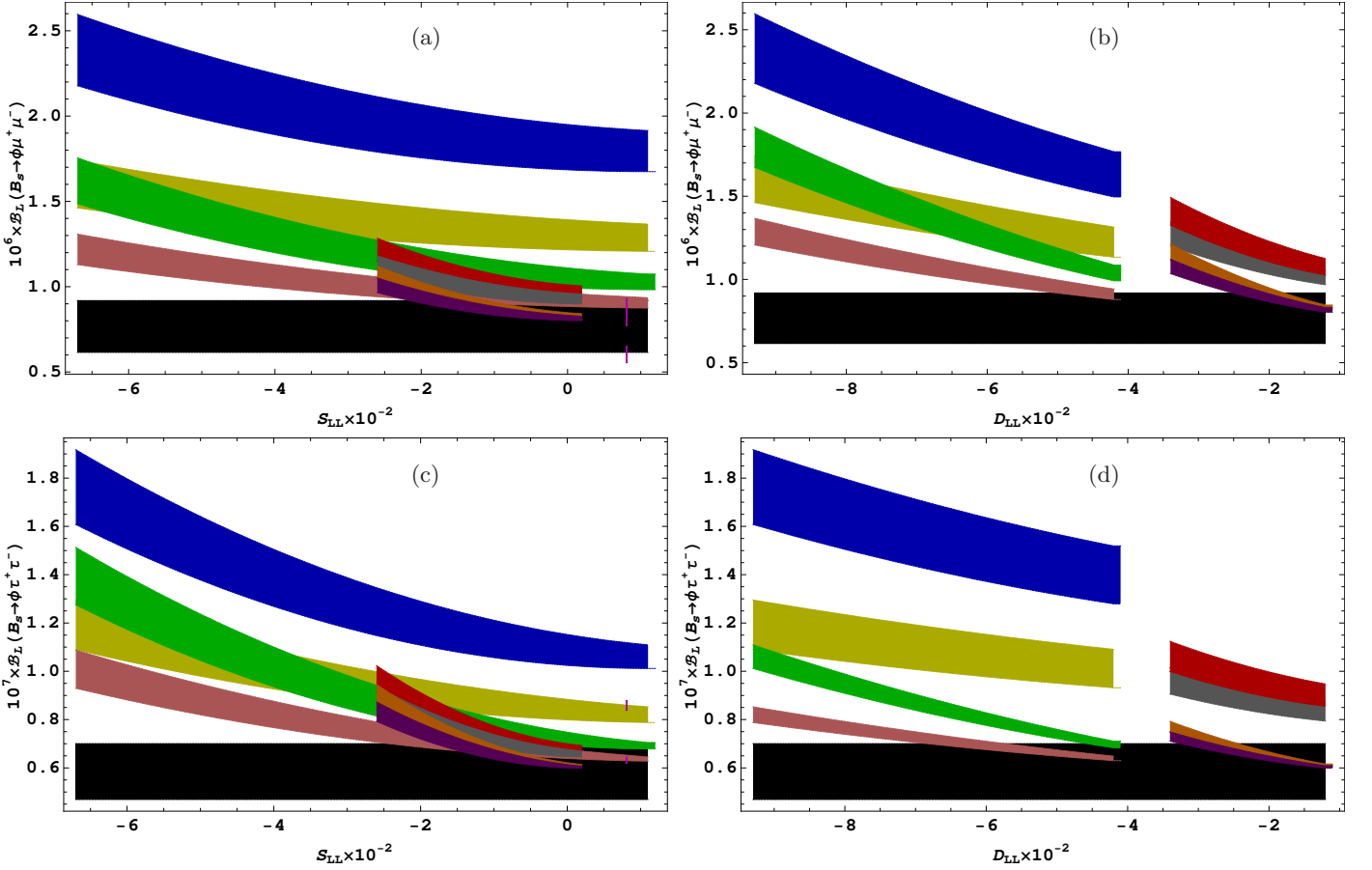


FIG. 2: Longitudinal polarized branching ratio \mathcal{BR}_L as a function of the square of momentum D_{LL} and S_{LL} for $B_s \rightarrow \phi \mu^+ \mu^- (\tau^+ \tau^-)$ for scenarios $\mathcal{S}1$ and $\mathcal{S}2$. The Blue, Yellow, Green and Dark Pink colors correspond to the $\mathcal{S}1$ where as the other colors are for the $\mathcal{S}2$. The vertical magenta color bars corresponding to the $\mathcal{S}3$ scenario. The band in each case depicts the variations of ϕ_{sb} in respective scenario. The black band corresponds to the SM results where the band is due to uncertainty in different input parameters.

SM result especially in scenario $\mathcal{S}1$. Just like the Longitudinal polarized branching ratio, the effects of Z' boson corresponding to scenario $\mathcal{S}3$ (magenta bar in Fig. 4(c)) in the transverse polarized branching ratio are quite promising in $B_s \rightarrow \phi \tau^+ \tau^-$ decay.

Unpolarized CP violation asymmetry:

- In Figs. 5 and 6 the unpolarized CP violation asymmetries for the $B_s \rightarrow \phi \mu^+ \mu^- (\tau^+ \tau^-)$ are presented as a function of D_{LL} and S_{LL} . It is well known that in SM the CP violation asymmetry is almost zero, whereas, by looking at the Eq. (46) one can see that \mathcal{A}_{CP} is proportional to the parameters of the Z' model which comes through the imaginary part of the Wilson coefficients as well as of new weak phase ϕ_{sb} which is encoded in Λ_{sb} . Hence a significant non-zero value gives us the clear indications of NP arising due to the extra neutral Z' boson. Therefore, we are expecting a dependence on the new phase ϕ_{sb} and it is clear from Figs. 5 and 6 where band in each color depicts it. In Fig. 5 by changing the values of S_{LL} , ϕ_{sb} and \mathcal{B}_{sb} the \mathcal{A}_{CP} is plotted vs D_{LL} , where we can see that the value is not appreciably changed when we have muon as final state leptons. However, in case of the tau leptons (c.f. Fig. 5(b)), the value of \mathcal{A}_{CP} is around -0.11 in scenarios $\mathcal{S}1(\mathcal{S}2)$ for the $D_{LL} = -4.1 \times 10^{-2}(-1.6 \times 10^{-2})$ and $S_{LL} = -6.7 \times 10^{-2}(-2.6 \times 10^{-2})$ shown by blue (red) bands.
- Fig. 6 presents the behavior of \mathcal{A}_{CP} with S_{LL} by varying the values of D_{LL} , ϕ_{sb} and \mathcal{B}_{sb} in the range given in Table IV. Again it can be seen that in case of muon the value is small compared to the case when τ 's are final state leptons. In both cases \mathcal{A}_{CP} is an increasing function of the S_{LL} . In $B_s \rightarrow \phi \tau^+ \tau^-$ the value of unpolarized CP asymmetry is around -0.12 for certain values of Z' parameters in both scenarios $\mathcal{S}1$ and $\mathcal{S}2$.

The values of unpolarized CP violation asymmetry in scenario $\mathcal{S}3$ for $B_s \rightarrow \phi \mu^+ \mu^-$ and $B_s \rightarrow \phi \tau^+ \tau^-$ are shown by different color dots in Figs. 6(a) and 6(b), respectively. It can be noticed that the value of unpolarized CP

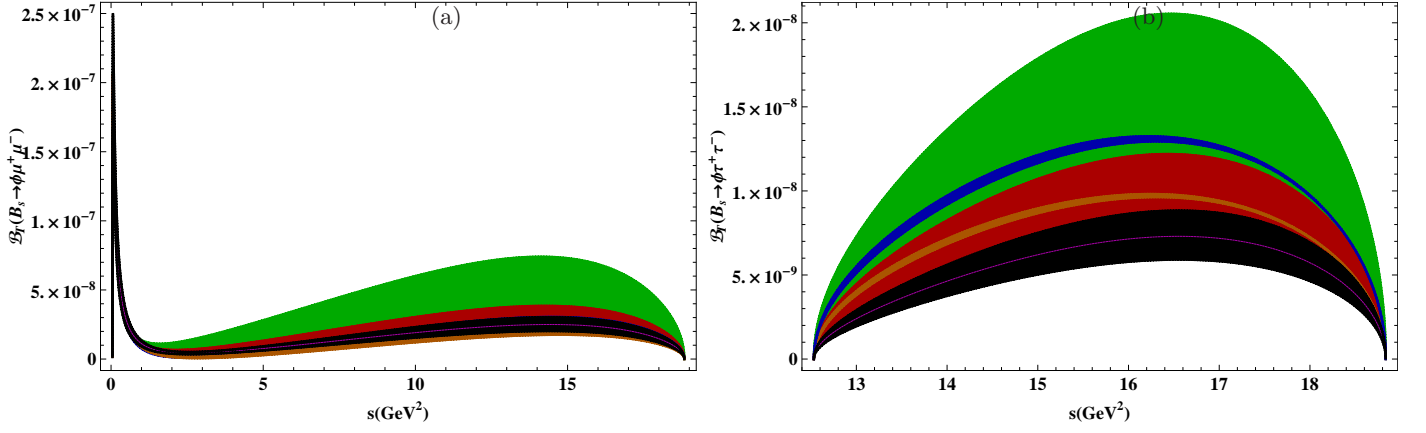


FIG. 3: Transverse polarized branching ratio \mathcal{BR}_T as a function of the square of momentum s for $B_s \rightarrow \phi \mu^+ \mu^- (\tau^+ \tau^-)$ for scenarios $\mathcal{S}1$, $\mathcal{S}2$ and $\mathcal{S}3$. The Green and Red colors correspond to the $\mathcal{S}1$ and $\mathcal{S}2$, respectively. The blue and orange colors show the $\mathcal{S}3$. The band in each case depicts the variations of ϕ_{sb} in respective scenarios. The black color corresponds to the SM results where the band is due to uncertainties in different input parameters.

violation asymmetry is maximum in this scenario when $\phi_{sb} = 160^\circ$, $|\mathcal{B}_{sb}| = 5 \times 10^{-3}$ and it is depicted by the orange dot in these figures. When the new weak phase (ϕ_{sb}) has the negative value, the value of the unpolarized CP violation asymmetry is just opposite to the case when ϕ_{sb} is positive. This is shown by the lower four dots in the Figs. 6(a) and 6(b).

Longitudinal polarized CP violation asymmetry:

- The longitudinal polarized CP violation asymmetry \mathcal{A}_{CP}^L is drawn in Figs. 7 and 8. From Eq. (48) it can be noticed that \mathcal{Q}^L is proportional to the imaginary part of the combination of Wilson coefficients C_9 and C_{10} both in the SM as well as in the Z' model. This makes the \mathcal{A}_{CP}^L sensitive to the change in the values of these Wilson coefficients in the Z' model. In Fig. 7(a) and 7(b), we have plotted the \mathcal{A}_{CP}^L vs D_{LL} by fixing the values of S_{LL} and other Z' parameters in the range given in Table IV. We can see that the value of \mathcal{A}_{CP}^L increases from 0.015 to 0.055 when muons are the final state leptons and from 0.018 to 0.068 in case of tau's as final state leptons which can be visualized from the green (orange) band that corresponds to scenario $\mathcal{S}1$ ($\mathcal{S}2$). The situation when the longitudinal polarized CP violation asymmetry is plotted with S_{LL} by taking other parameters in the range given in Table IV and it is displayed in Fig. 8. Here we can see that it is an increasing function of S_{LL} where in $\mathcal{S}1$ the value increase from 0.040 (0.042) to 0.052 (0.064) when we have $\mu^+ \mu^- (\tau^+ \tau^-)$ final state leptons and it is clearly visible from the blue band. In comparison, for $\mathcal{S}2$ these values increase from 0.028 to 0.036 both in case of μ and τ leptons. It can also be seen in Fig. 8, the value of longitudinal polarized CP violation asymmetry in scenario $\mathcal{S}3$ lies in the ball park of first two scenarios except the limit when $\phi_{sb} = 160^\circ$, $|\mathcal{B}_{sb}| = 5 \times 10^{-3}$. For this value, one can see that the value of longitudinal polarized CP violation asymmetry in $B_s \rightarrow \phi \mu^+ \mu^-$ is around 0.061 which is significantly different from its value in $\mathcal{S}1$ and $\mathcal{S}2$. Hence, by measuring \mathcal{A}_{CP}^L one can not only segregate the NP coming through the Z' boson but can also distinguish the three scenarios, named here as, $\mathcal{S}1$, $\mathcal{S}2$ and $\mathcal{S}3$.

Normal polarized CP violation asymmetry:

- In contrast to the \mathcal{A}_{CP} and \mathcal{A}_{CP}^L , the normal polarized CP violation asymmetry is an order of magnitude smaller in case of muon compared to the tauon as final state leptons. Let us try to understand it from the expressions presented in Eq. (48). The \mathcal{A}_{CP}^N comes from the function \mathcal{Q}^N which contains \mathcal{H}_4 , \mathcal{H}_5 and \mathcal{H}_6 . In Eq. (49) it is clear that these are proportional to the lepton mass and their suppression in case of muon is obvious and Figs. 9(a) and 10(a) depicts this fact. Coming to the Figs. 9(b) and 10(b) we can see that the \mathcal{A}_{CP}^N is very sensitive to the parameters of Z' both in the $\mathcal{S}1$ and $\mathcal{S}2$ where similar to the \mathcal{A}_{CP} it changes its sign. In Fig. 9(b), the value of \mathcal{A}_{CP}^N decreases from 0.042 to -0.018 in the parameter range of Z' in $\mathcal{S}1$ and from 0.043 to -0.014 in $\mathcal{S}2$. In contrast Fig. 10(b) depicts the case where \mathcal{A}_{CP}^N is plotted with S_{LL} . Here we can see that the value of \mathcal{A}_{CP}^N increases from -0.018 to 0.055 in $\mathcal{S}1$ and -0.035 to 0.035 in the second scenario $\mathcal{S}2$. In scenario $\mathcal{S}3$ the maximum value of normal CP violation asymmetry is 0.05 when we have $\tau^+ \tau^-$ as final state leptons and the values of $\phi_{sb} = 160^\circ$ and $|\mathcal{B}_{sb}| = 5 \times 10^{-3}$. It is shown in Fig. 10 with the orange dot.

Transverse polarized CP violation asymmetry:

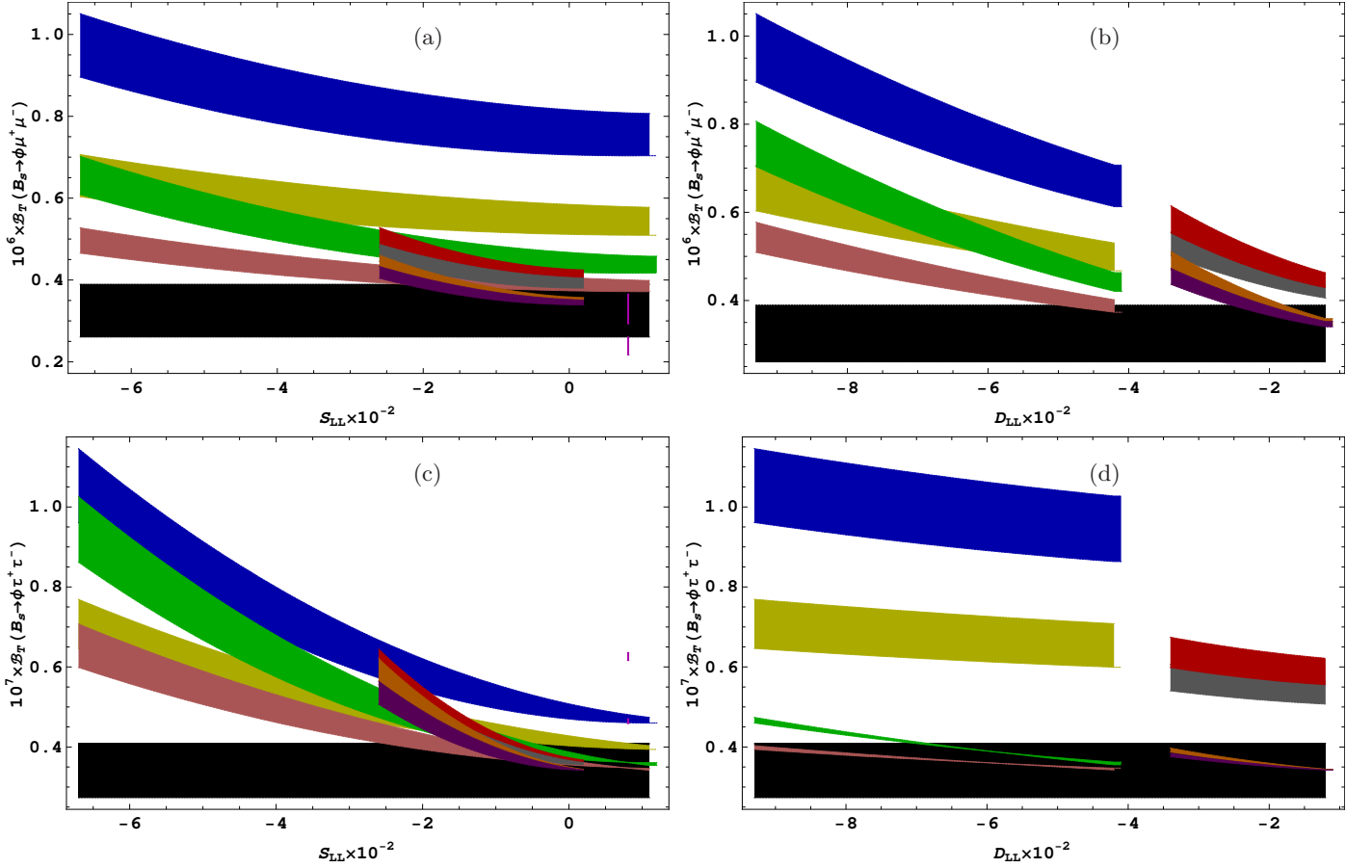


FIG. 4: The transverse lepton polarization asymmetry for the $B_s \rightarrow \phi l^+ l^-$ ($l = \mu, \tau$) decays as functions of Z' parameters. The legends are same as in Fig.2.

- In a same fashion, the transverse polarized CP violation asymmetry \mathcal{A}_{CP}^T is also m_l suppressed which is visible from \mathcal{H}_6 appearing in the function Q^T . The graphs given in Figs. 11(a) and 12(a) just strengthen this argument, where \mathcal{A}_{CP}^T is an order of magnitude suppressed in $B_s \rightarrow \phi \mu^+ \mu^-$ compared to the $B_s \rightarrow \phi \tau^+ \tau^-$. From Figs. 11(b) and 12(b) it is clear that in case of the τ 's as final state leptons the value of the \mathcal{A}_{CP}^T reaches to 0.1 in certain parametric space of the Z' scenario $\mathcal{S}1$.

By varying the Z' parameters in the range given in Eq. (50) the trend of transverse CP violation asymmetry is shown by different colors of dots in Fig. 12. For $\phi_{sb} = 160^\circ$, $|\mathcal{B}_{sb}| = 5 \times 10^{-3}$ in scenario $\mathcal{S}3$ the value of transverse polarized CP violation asymmetry in $B_s \rightarrow \phi \tau^+ \tau^-$ is close to its maximum value in $\mathcal{S}1$ and it is shown by the orange dot in the Fig. 12(b). This can be measured in different colliders experiments such as Belle II and LHCb.

In summary, we have analyzed the effects of NP coming through the neutral Z' boson on the polarized branching ratio, unpolarized and polarized CP violation asymmetries in $B_s \rightarrow \phi l^+ l^-$ decays. We observed that the polarized branching ratio shows a clear signal of the Z' model especially for the extreme values of the parameters corresponding to this model and the values of \mathcal{BR}_L and \mathcal{BR}_T are almost 3 times the SM values both for μ and τ as final state leptons. It is well known that in the SM the CP violation asymmetry is negligible, where as in the present study we have seen that the unpolarized CP violation asymmetry is considerable in both $B_s \rightarrow \phi \mu^+ \mu^-$ and $B_s \rightarrow \phi \tau^+ \tau^-$ channels and hence it is giving a clear message of NP arising from the neutral Z' boson. In addition, all the polarized CP violation asymmetries are significantly large in $B_s \rightarrow \phi \tau^+ \tau^-$ decay and they show strong dependence on the parameters of the Z' model. Keeping in view that detection of leptons' polarization effects is really a daunting task at the experiments like the ATLAS, CMS and at LHCb, but if we can just keep this issue aside, these CP violation asymmetries which suffer less from hadronic uncertainties provide us a useful probe to establish the NP coming through Z' model.

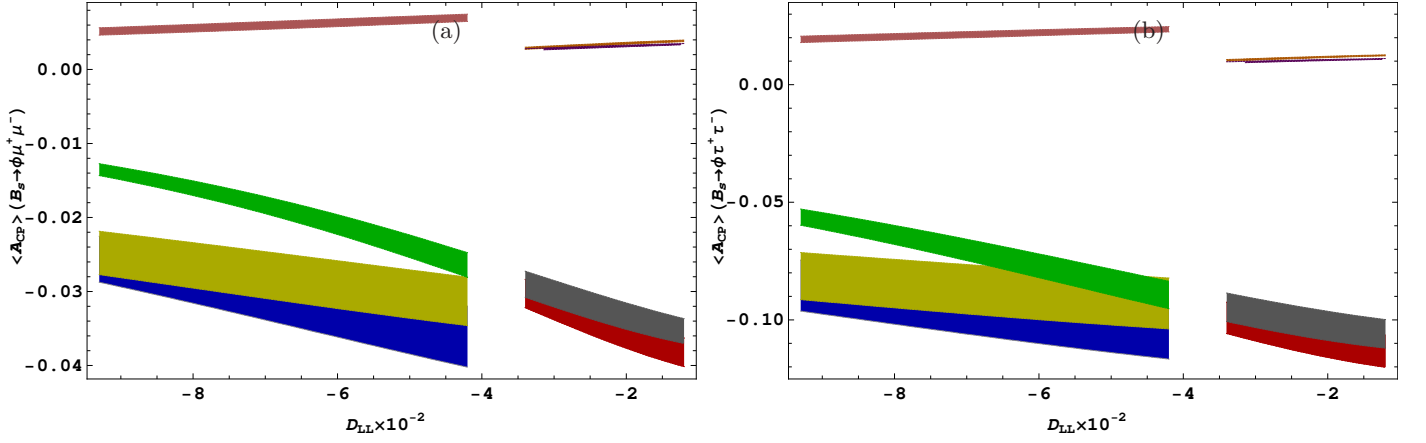


FIG. 5: Unpolarized CP violation asymmetry \mathcal{A}_{CP} as function of D_{LL} for $B_s \rightarrow \phi \mu^+ \mu^- (\tau^+ \tau^-)$ for scenarios $S1$ and $S2$. The Blue, Yellow, Green and Dark Pink colors correspond to the $S1$ where as the other colors are for the $S2$. The band in each case depicts the variations of ϕ_{sb} in respective scenario.

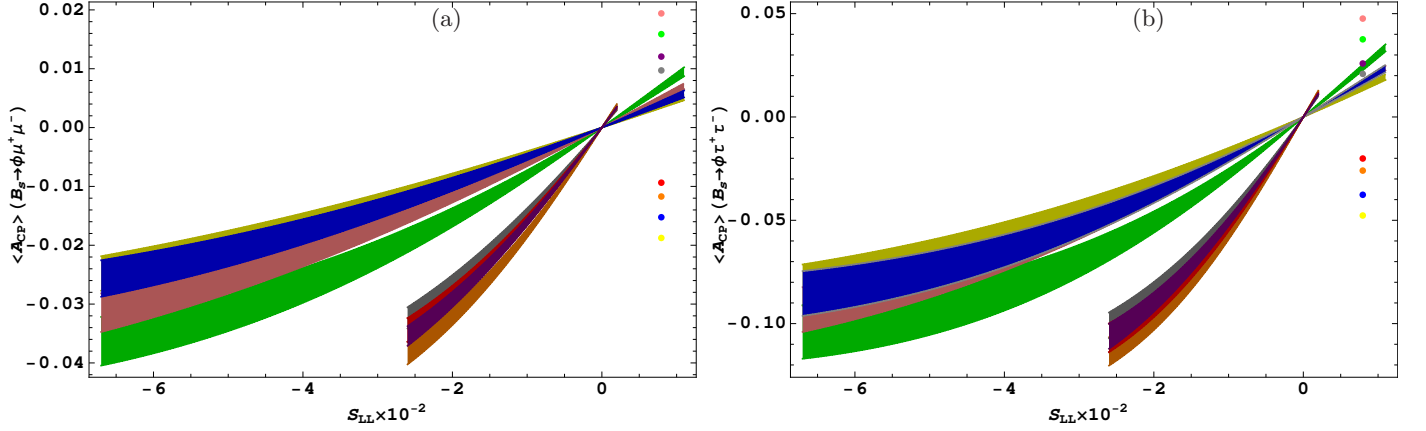


FIG. 6: Unpolarized CP violation asymmetry \mathcal{A}_{CP} as function of S_{LL} for $B_s \rightarrow \phi \mu^+ \mu^- (\tau^+ \tau^-)$ for scenarios $S1$, $S2$ and $S3$. The color and band description is same as in Fig. 5. The different color dots correspond to the different values of Z' parameters in scenario $S3$.

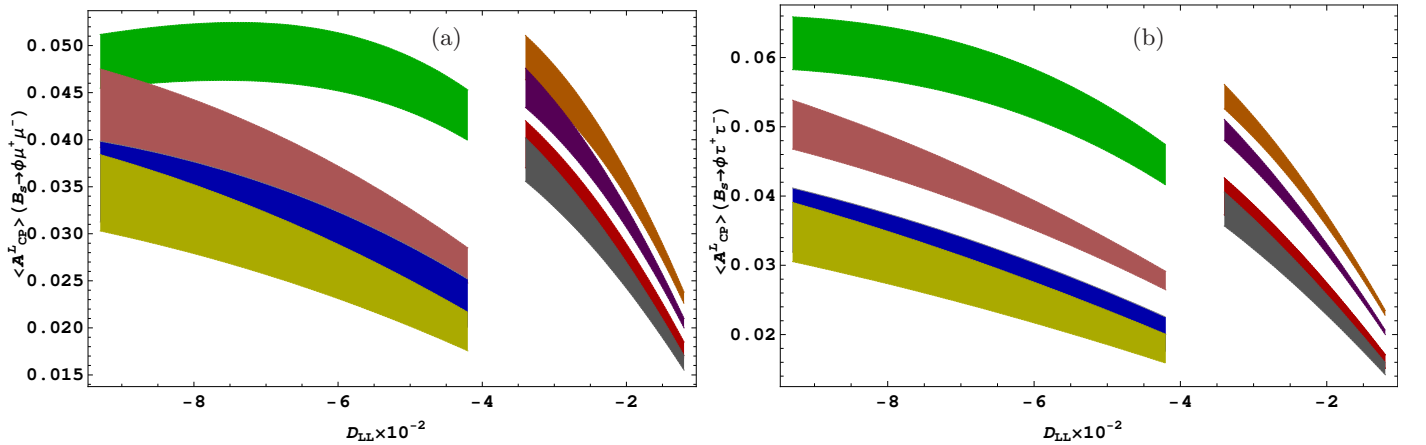


FIG. 7: Longitudinal polarized CP violation asymmetry \mathcal{A}_{CP}^L as function of D_{LL} for $B_s \rightarrow \phi \mu^+ \mu^- (\tau^+ \tau^-)$ for scenarios $S1$ and $S2$. The color and band description is same as in Fig. 5.

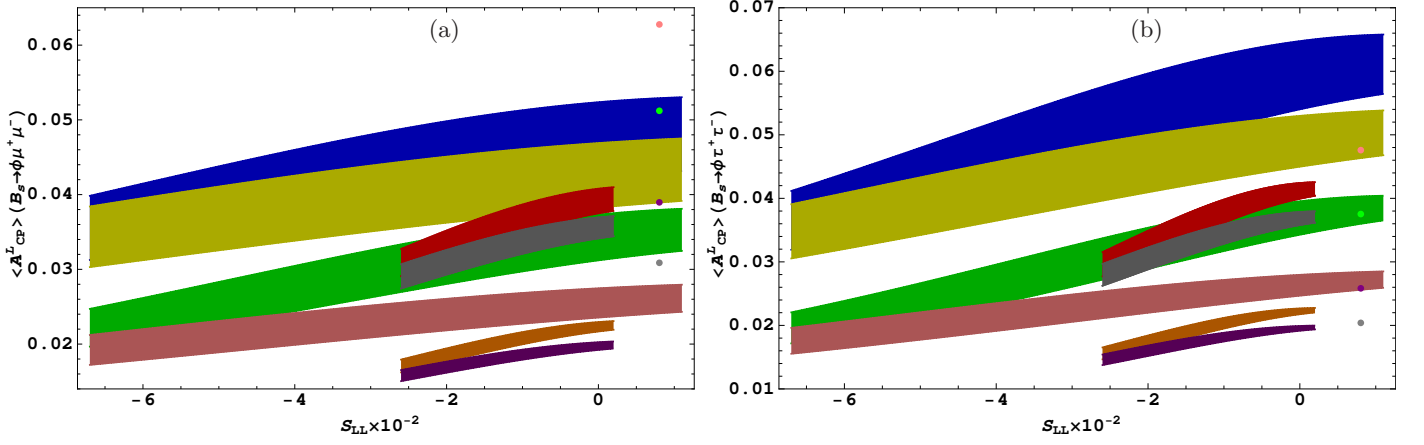


FIG. 8: Longitudinal polarized CP violation asymmetry \mathcal{A}_{CP}^L as function of S_{LL} for $B_s \rightarrow \phi \mu^+ \mu^- (\tau^+ \tau^-)$ for scenarios S1 and S2. The color and band description is same as in Fig. 5. The different color dots correspond to the different values of Z' parameters in scenario S3.

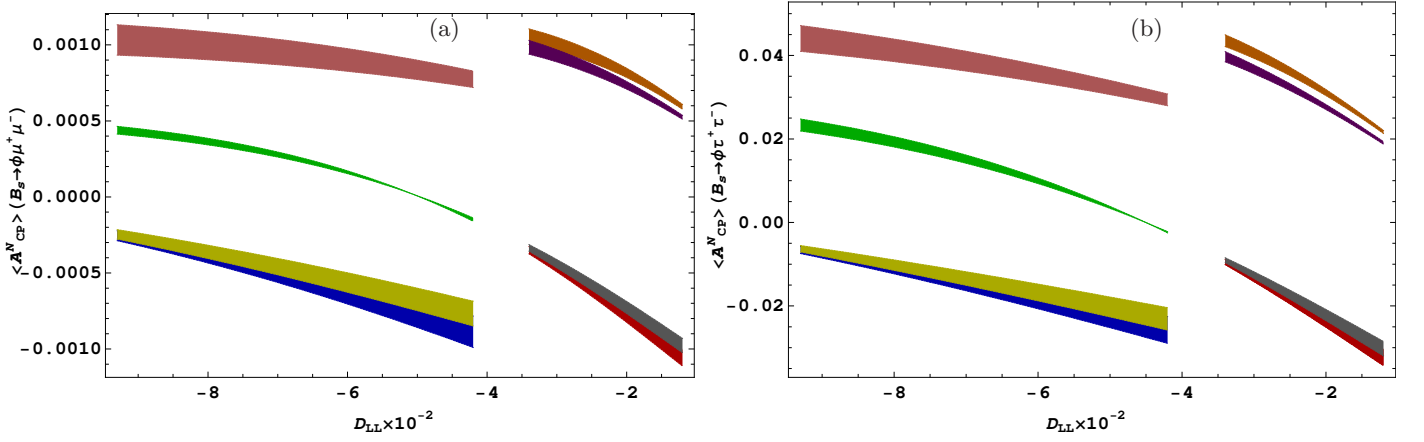


FIG. 9: Normal polarized CP violation asymmetry \mathcal{A}_{CP}^N as function of D_{LL} for $B_s \rightarrow \phi \mu^+ \mu^- (\tau^+ \tau^-)$ for scenarios S1 and S2. The color and band description is same as in Fig. 5.

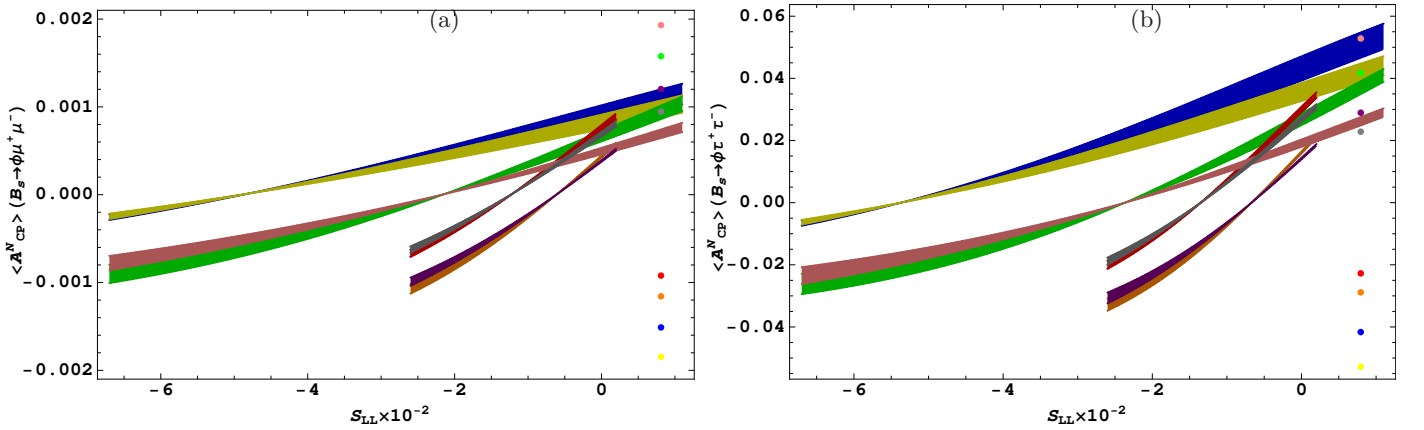


FIG. 10: Normal polarized CP violation asymmetry \mathcal{A}_{CP}^N as function of S_{LL} for $B_s \rightarrow \phi \mu^+ \mu^- (\tau^+ \tau^-)$ for scenarios S1 and S2. The color and band description is same as in Fig. 5. The different color dots correspond to the different values of Z' parameters in scenario S3.

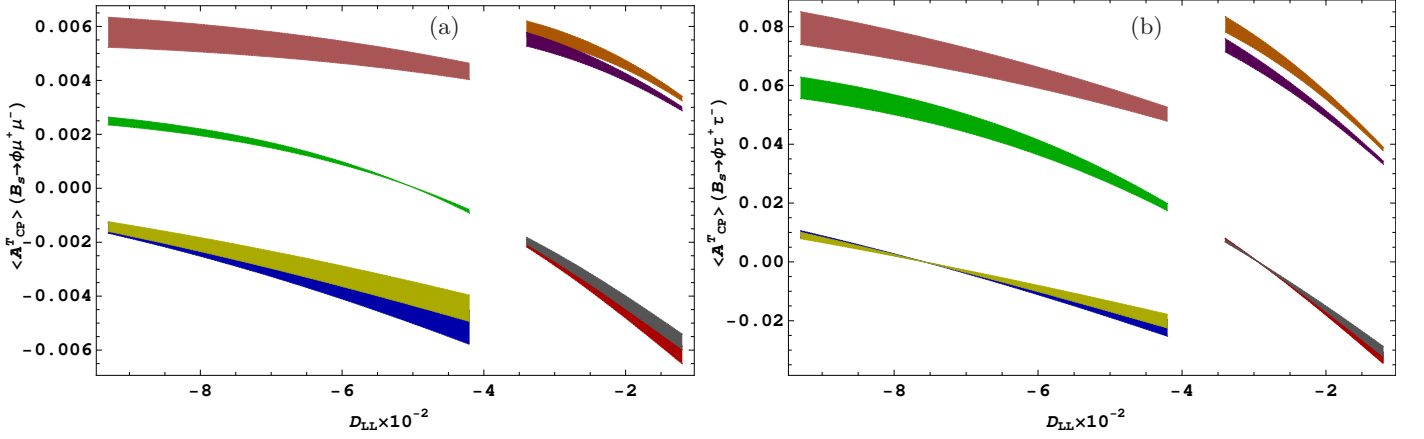


FIG. 11: Transversally polarized CP violation asymmetry \mathcal{A}_{CP}^N as function of D_{LL} for $B_s \rightarrow \phi \mu^+ \mu^- (\tau^+ \tau^-)$ for scenarios $S1$ and $S2$. The color and band description is same as in Fig. 5.

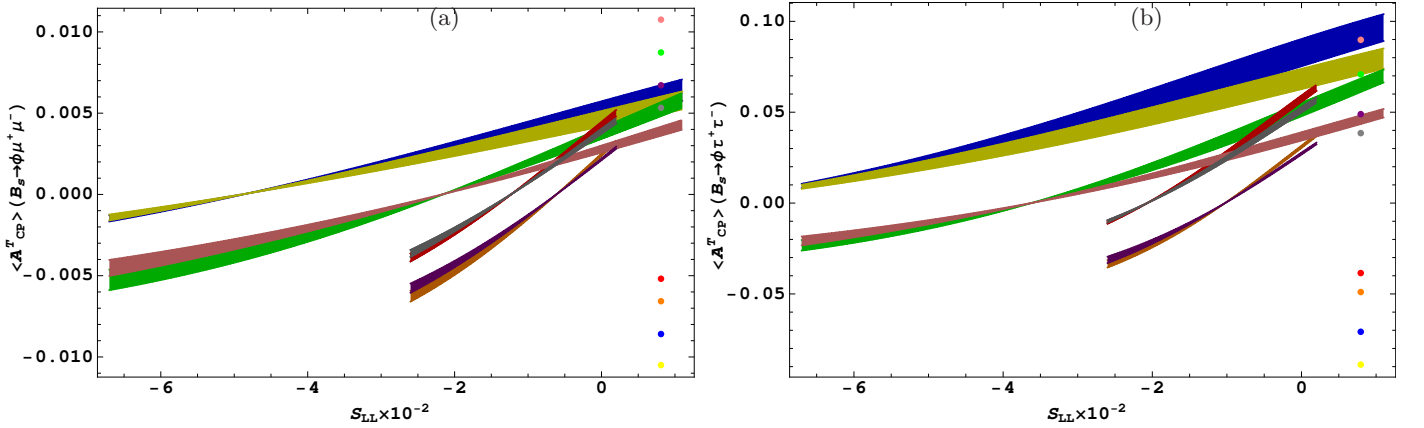


FIG. 12: Transversally polarized CP violation asymmetry \mathcal{A}_{CP}^N as function of S_{LL} for $B_s \rightarrow \phi \mu^+ \mu^- (\tau^+ \tau^-)$ for scenarios $S1$ and $S2$. The color and band description is same as in Fig. 5. The different color dots correspond to the different values of Z' parameters in scenario $S3$.

Acknowledgments

The author M. J. A would like to thank the support by Quaid-i-Azam University through the University Research Fund. M. A. P. would like to acknowledge the grant (2012/13047-2) from FAPESP. We would also like to thank R. Zwicky for recent reference about the form factors used in the calculation.

-
- [1] F. Gursey, M. Serdaroglu, Lett. Nuo. Cim. **21**, (1978).
 - [2] G. Buchalla, G. Burdman, C. T. Hill and D. Kominis, Phys. Rev. D **53** (1996) 5185; [arXiv: hep-ph/9510376].
 - [3] E. Nardi, Phys. Rev. D **48** (1993) 1240; arXiv: hep-ph/9209223.
 - [4] J. Bernabeu, E. Nardi and D. Tommasini, Nucl. Phys. B **409** (1993) 69; arXiv: hep-ph/9306251
 - [5] V. Barger, M. Berger and R. J. Phillips, Phys. Rev. D **52** (1995) 1663; arXiv: hep-ph/9503204.
 - [6] E. Eichten, I. Hinchli'e, K. D. Lane and C. Quigg, Rev. Mod. Phys. **56** (1984) 579.
 - [7] P. Langacker and M. Plumacher, Phys. Rev. D **62** (2000) 013006 [arXiv:hep-ph/0001204].
 - [8] J. L. Lopez and D. V. Nanopoulos, Phys. Rev. D **55** (1997) 397; arXiv: hep-ph/9605359.
 - [9] B. B. Sirvanli, Mod. Phys. Lett. A **23** (2008) 347; arXiv: hep-ph/0701173.
 - [10] A. Leike, Phys. Rept. **317** (1999) 143; arXiv: hep-ph/9805494.
 - [11] T. K. Kuo and N. Nakagawa, Phys. Rev. D **31** (1985) 1161; ibid. Phys. Rev. D **32** (1985) 306.
 - [12] K. K. Gan, Phys. Lett. B **209** (1988) 95.

- [13] E. Nardi, Phys. Rev. D **48** (1993) 1240; arXiv: hep-ph/9211246.
- [14] B. Holdom, Phys. Lett. B **339** (1994) 114; arXiv: hep-ph/9407311.
- [15] X. Zhang and B. L. Young, Phys. Rev. D **51** (1995) 6584.
- [16] B. Holdom and M. V. Ramana, Phys. Lett. B **365** (1996) 309; arXiv: hep-ph/9509272.
- [17] S. Chaudhuri, S.W. Chung, G. Hockney and J. Lykken, Nucl. Phys. B **456** (1995) 89.
- [18] G. Cleaver, M. Cvetič, J. R. Espinosa, L. Everett and P. Langacker, Nucl. Phys. B **525** (1998) 03; arXiv: hep-th/9711178.
- [19] Y. Zhang, Z. Cai, arXiv: 1106.0163[hep-ph].
- [20] A. Kundu, Phys. Lett. B **370** (1996) 135; arXiv: hep-ph/9504417.
- [21] J. Erler, P. Langacker, Phys. Rev. Lett. **84** (2000) 212; arXiv: hep-ph/9910315.
- [22] C. Caso et al., Eur. Phys. J. C **3** (1998) 1.
- [23] P. Langacker, Rev. Mod. Phys. **81** (2008) 1199; arXiv: 0801.1345[hep-ph].
- [24] M. S. Carena, A. Daleo, B. A. Dobrescu and T. M. P. Tait, Phys. Rev. D **70** (2004) 093009; [hep-ph/0408098].
- [25] T. G. Rizzo, hep-ph/0610104; arXiv:0808.1506 [hep-ph].
- [26] A. Abulencia et al. [CDF collaboration], Phys. Rev. Lett. **96** (2006) 211801 [arXiv: hep-ex/0602045].
- [27] P. Langacker and M. Plumacher, Phys. Rev. D **62** (2000) 013006 [hep-ph/0001204].
- [28] V. Barger, L. Everett, J. Jiang, P. Langacker, T. Liu and C. Wagner, Phys. Rev. D **80** (2009) 055008 [arXiv:0902.4507 [hep-ph]]; V. Barger, L. L. Everett, J. Jiang, P. Langacker, T. Liu and C. E. M. Wagner, JHEP **0912** (2009) 048 [arXiv:0906.3745 [hep-ph]].
- [29] Q. Chang, X. -Q. Li and Y. -D. Yang, JHEP **1002** (2010) 082 [arXiv:0907.4408 [hep-ph]].
- [30] V. Barger, C. -W. Chiang, J. Jiang and P. Langacker, Phys. Lett. B **596** (2004) 229 [hep-ph/0405108]; K. Cheung, C. -W. Chiang, N. G. Deshpande and J. Jiang, Phys. Lett. B **652** (2007) 285 [hep-ph/0604223]; X. -G. He and G. Valencia, Phys. Rev. D **74** (2006) 013011 [hep-ph/0605202]; S. Baek, J. H. Jeon and C. S. Kim, Phys. Lett. B **664** (2008) 84 [arXiv:0803.0062 [hep-ph]]; S. Sahoo, C. K. Das and L. Maharana, Int. J. Mod. Phys. A **26** (2011) 3347 [arXiv:1112.0460 [hep-ph]].
- [31] M. Bona et al. [UTfit Collaboration], PMC Phys. A **3** (2009) 6. [arXiv:0803.0659 [hep-ph]]; C. -H. Chen, Phys. Lett. B **683** (2010) 160 [arXiv:0911.3479 [hep-ph]]; N. G. Deshpande, X. -G. He and G. Valencia, Phys. Rev. D **82** (2010) 056013 [arXiv:1006.1682 [hep-ph]]; J. E. Kim, M. -S. Seo and S. Shin, Phys. Rev. D **83** (2011) 036003 [arXiv:1010.5123 [hep-ph]]; P. J. Fox, J. Liu, D. Tucker-Smith and N. Weiner, Phys. Rev. D **84** (2011) 115006 [arXiv:1104.4127 [hep-ph]]; Q. Chang, R. -M. Wang, Y. -G. Xu and X. -W. Cui, Chin. Phys. Lett. **28** (2011) 081301.
- [32] C. Bobeth and U. Haisch, arXiv:1109.1826 [hep-ph].
- [33] A. K. Alok, S. Baek and D. London, JHEP **1107** (2011) 111 [arXiv:1010.1333 [hep-ph]]; Xin-Qiang Li, Yan-Min Li, Gong-Ru Lu and Fang Su, arXiv:1204.5250[hep-ph].
- [34] V. Barger, C. -W. Chiang, P. Langacker and H. -S. Lee, Phys. Lett. B **580** (2004) 186 [hep-ph/0310073]; C. -W. Chiang, R. -H. Li and C. -D. Lu, arXiv:0911.2399 [hep-ph]; J. Hua, C. S. Kim and Y. Li, Eur. Phys. J. C **69** (2010) 139 [arXiv:1002.2531 [hep-ph]]; Q. Chang, X. -Q. Li and Y. -D. Yang, JHEP **1004** (2010) 052 [arXiv:1002.2758 [hep-ph]]; Q. Chang and Y. -H. Gao, Nucl. Phys. B **845** (2011) 179 [arXiv:1101.1272 [hep-ph]]; Y. Li, J. Hua and K. -C. Yang, Eur. Phys. J. C **71** (2011) 1775 [arXiv:1107.0630 [hep-ph]]; C. -W. Chiang, Y. -F. Lin and J. Tandean, JHEP **1111** (2011) 083 [arXiv:1108.3969 [hep-ph]]; S. Sahoo, C. K. Das and L. Maharana, Int. J. Mod. Phys. A **24** (2009) 6223 [arXiv:1112.4563 [hep-ph]]; N. Katrici and T. M. Aliev, arXiv:1207.4053 [hep-ph].
- [35] V. Barger, C. -W. Chiang, P. Langacker and H. -S. Lee, Phys. Lett. B **598** (2004) 218 [hep-ph/0406126]; R. Mohanta and A. K. Giri, Phys. Rev. D **79** (2009) 057902 [arXiv:0812.1842 [hep-ph]]; Q. Chang, X. -Q. Li and Y. -D. Yang, JHEP **0905** (2009) 056 [arXiv:0903.0275 [hep-ph]]; J. Hua, C. S. Kim and Y. Li, Phys. Lett. B **690** (2010) 508 [arXiv:1002.2532 [hep-ph]]; Q. Chang, X. -Q. Li and Y. -D. Yang, Int. J. Mod. Phys. A **26** (2011) 1273 [arXiv:1003.6051 [hep-ph]]; Q. Chang and Y. -D. Yang, Nucl. Phys. B **852** (2011) 539 [arXiv:1010.3181 [hep-ph]]; L. Hofer, D. Scherer and L. Vernazza, JHEP **1102** (2011) 080 [arXiv:1011.6319 [hep-ph]]; Y. Li, X. -J. Fan, J. Hua and E. -L. Wang, arXiv:1111.7153 [hep-ph]; S. Sahoo, C. K. Das and L. Maharana, Phys. Atom. Nucl. **74** (2011) 1032 [arXiv:1112.2246 [hep-ph]]; S. Sahoo and L. Maharana, Indian J. Pure Appl. Phys. **46** (2008) 306.
- [36] I. Ahmed, Phys. Rev. D **86** (2012) 095022.
- [37] Ishtiaq Ahmed, M. Jamil Aslam and M. Ali Paracha, Phys. Rev. D **88** (2013) 014019 .
- [38] G. Buchalla, A. J. Buras and M. E. Lautenbacher, Rev. Mod. Phys. **68** (1996) 1125.
- [39] A. J. Buras and M. Munz, Phys. Rev. D **52** (1995) 186 [arXiv:hep-ph/9501281].
- [40] A. J. Buras, M. Misiak, M. Munz and S. Pokorski, Nucl. Phys. B **424** (1994) 374.
- [41] F. Kruger and L. M. Sehgal, Phys. Lett. B **380** (1996) 199 [arXiv:hep-ph/9603237].
- [42] B. Grinstein, M. J. Savag and M. B. Wise, Nucl. Phys. B **319** (1989) 271.
- [43] G. Cella, G. Ricciardi and A. Vicere, Phys. Lett. B **258** (1991) 212.
- [44] C. Bobeth, M. Misiak and J. Urban, Nucl. Phys. B **574** (2000) 291.
- [45] H. H. Asatrian, H. M. Asatrian, C. Grueb and M. Walker, Phys. Lett. B **507** (2001) 162.
- [46] M. Misiak, Nucl. Phys. B **393** (1993) 23, Erratum, ibid. **B439** (1995) 461.
- [47] T. Huber, T. Hurth, E. Lunghi, arXiv: 0807.1940.
- [48] A. Ali, P. Ball, L. T. Handoko and G. Hiller, Phys. Rev. D **61** (2000) 074024 [arXiv:hep-ph/9910221].
- [49] A. J. Buras and M. Munz, Phys. Rev. D **52** (1995) 186 [arXiv:hep-ph/9501281].
- [50] C. S. Lim, T. Morozumi and A. I. Sanda, Phys. Lett. B **218** (1989) 343.
- [51] D. Melikhov, N. Nikitin and S. Simula, Phys. Lett. B **430** (1998) 332 [arXiv:hep-ph/9803343].
- [52] J. M. Soares, Nucl. Phys. B **367** (1991) 575.
- [53] G. M. Asatrian and A. Ioannisian, Phys. Rev. D **54** (1996) 5642 [arXiv:hep-ph/9603318].

- [54] Cheng-Wei. Chiang, Run-Hui Li, Cai-Dian Lu, arXiv:0911.2399v1 [hep-ph] 12 Nov 2009.
- [55] Q. Chang, Yin-Hao Gao arXiv:1101.1272v1 [hep-ph] 6 Jan 2011; Y. Li, J. Hua arXiv:1107.0630v2 [hep-ph] 6 Nov 2011.
- [56] K. Cheung, et. al, Phys. Lett. B **652**, 285 (2007); C. H. Chen and H. Hatanaka, Phys. Rev. D **73** (2006) 075003; C. W. Chiang, et. al, JHEP **0608** (2006) 075.
- [57] V. Barger, et. al, Phys. Lett. B **580** (2004) 186; V. Barger, et. al, Phys. Rev. D **80** (2009) 055008; R. Mohanta and A. K. Giri, Phys. Rev. D **79** (2009) 057902; J. Hua, C. S. Kim and Y. Li, Eur. Phys. J. C **69** (2010) 139.
- [58] Ying Li and Juan Hua, arXiv: 1105.3031 [hep-ph].
- [59] P. Ball and R. Zwicky, Phys.Rev.**D 71** (2005)014029: [arXiv:hep-ph/0412079].
- [60] T.M. Aliev, A. Ozpineci, M. Savc, Phys. Lett. B **511** (2001) 49.
- [61] K. S. Babu, K. R. S. Balaji, and I. Schienbein, Phys. Rev. D **68** (2003) 014021.
- [62] T. M. Aliev, V. Bashiry, and M. Savci, Eur. Phys. J. C **31** (2003) 511; V. Bahiry, Phys. Rev. D **77** (2008) 096005; V. Bashiry, N. Shrikhanghah, and K. Zeynali, Phys. Rev. D **80** (2009) 015016.
- [63] Q. Chang, X. Q. Li and Y. D. Yang, JHEP **1002** (2010) 082 [arXiv:0907.4408] [hep-ph]
- [64] M. Bona et al., (UTfit collaboration), PMC Phys. a **3** (2009) 6[arXiv:0803.0659 [hep-ph]]; M. Bona et al., arXiv: 0906.0953 [hep-ph].
- [65] V. Abazov, et al., D0 Collaboration, D0 conference note, 6098-CONF.
- [66] T. Aaltonen, et al., CDF Collaboration, Phys. Rev. D**85** (2012) 072002.
- [67] R. Aaij, et al., LHCb Collaboration, Phys. Rev. Lett. **108** (2012) 101803; ibid Phys. Lett. B**707** (2012) 497.
- [68] V. Abazov, et al., CDF Collaboration, Phys. Rev. D**84** (2011) 052007.
- [69] X.-Q. Li, Y.-M. Li, G.-R.Lin, JHEP **1205** (2012) 049; [arXiv:1204.5250 [hep-ph]].
- [70] M. Iwasaki, et al., Belle Collaboration, Phys. Rev. D**72** (2005) 092005.
- [71] J. P. Lees, et al., BaBar Collaboration, arXiv:1204.3993 [hep-ex].
- [72] R. Aaij, et al., LHCb Collaboration, Phys. Rev. Lett. **108** (2012) 181806.
- [73] R. Aaij, et al., LHCb Collaboration, Phys. Rev. Lett. **108** (2012) 231801.
- [74] T. M. Aliev, K. Azizi, M. Savci, Phys. Letters B**718** (2012) 566.