

# BBN And The CMB Constrain Light, Electromagnetically Coupled WIMPs

Kenneth M. Nollett<sup>1,\*</sup> and Gary Steigman<sup>2,3,†</sup>

<sup>1</sup>*Department of Physics and Astronomy, Ohio University, Athens, OH 45701, USA*

<sup>2</sup>*Center for Cosmology and AstroParticle Physics, Ohio State University,*

<sup>3</sup>*Department of Physics, Ohio State University, 191 W. Woodruff Ave., Columbus, OH 43210, USA*

(Dated: April 7, 2014)

In the presence of a light weakly interacting massive particle (WIMP;  $m_\chi \lesssim 30$  MeV), there are degeneracies among the nature of the WIMP (fermion or boson), its couplings to the standard-model particles (electromagnetic or to neutrinos only), the WIMP mass  $m_\chi$ , and the number of equivalent neutrinos beyond the standard model (including possible sterile neutrinos)  $\Delta N_\nu$ . These degeneracies cannot be broken by the cosmic microwave background (CMB) constraint on the effective number of neutrinos,  $N_{\text{eff}}$ . However, big bang nucleosynthesis (BBN) is affected by the presence of a light WIMP and equivalent neutrinos, so the combination of BBN and CMB constraints can help to break some of these degeneracies. Here, the BBN predictions for the primordial abundances of deuterium and  $^4\text{He}$  (along with  $^3\text{He}$  and  $^7\text{Li}$ ) in the presence of a light WIMP and equivalent neutrinos are explored, and the most recent estimates of their observationally determined relic abundances are used to limit the light-WIMP mass, the number of equivalent neutrinos, and the present Universe baryon density ( $\Omega_B h^2$ ). These constraints are explored here for Majorana and Dirac fermion WIMPs, as well as for real and complex scalar WIMPs that couple to electrons, positrons, and photons. In a separate paper, this analysis is repeated for WIMPs that couple only to the standard-model neutrinos, and the constraints for the two cases are contrasted. In the absence of a light WIMP, but allowing for  $\Delta N_\nu$  equivalent neutrinos, the combined BBN and CMB constraints favor  $N_{\text{eff}} = 3.46 \pm 0.17$ ,  $\Omega_B h^2 = 0.0224 \pm 0.0003$ , and  $\Delta N_\nu = 0.40 \pm 0.17$  (all at a 68% C.L.). In this case, standard BBN ( $\Delta N_\nu = 0$ ) is disfavored at  $\sim 98\%$  confidence, and the presence of one sterile neutrino ( $\Delta N_\nu = 1$ ) is disfavored at  $\gtrsim 99\%$  confidence. Allowing for a light WIMP and  $\Delta N_\nu$  equivalent neutrinos together, the combined BBN and CMB data provide lower limits to the WIMP masses ( $m_\chi \gtrsim 0.5 - 5$  MeV) that depend on the nature of the WIMP, favor  $m_\chi \sim 8$  MeV (with small variations depending on the WIMP type) slightly over standard BBN, and loosen the constraints on the allowed number of equivalent neutrinos,  $\Delta N_\nu = 0.65^{+0.46}_{-0.35}$ . As a result, while  $\Delta N_\nu = 0$  is still disfavored at  $\sim 95\%$  confidence when there is a light WIMP,  $\Delta N_\nu = 1$  is now allowed.

arXiv:1312.5725v3 [astro-ph.CO] 4 Apr 2014

---

\* nollett@ohio.edu

† steigman.1@osu.edu

## I. INTRODUCTION

Although, the weakly interacting massive particles (WIMPs,  $\chi$ ) present in some extensions of the standard model (SM) of particle physics are usually very massive, with  $m_\chi \gtrsim$  tens or hundreds of GeV, there has been a long and continuing interest in light ( $m_e \lesssim m_\chi \lesssim$  tens of MeV) or very light ( $m_\chi \lesssim m_e$ ) WIMPs [1–12]. Recently, one of us (G.S.) has explored the effect on the cosmic microwave background (CMB) measurement of the effective number of neutrinos,  $N_{\text{eff}}$ , of a sufficiently light WIMP that its late-time annihilation heats either the photons or the SM neutrinos beyond the usual heating from  $e^\pm$  annihilation [13]. This analysis had some overlap with the earlier work of Kolb *et al.* [1] and of Serpico and Raffelt [2], and with the more recent analyses of Ho and Scherrer [14, 15] and Bøhm *et al.* [16]. While for the standard models of particle physics and cosmology, the effective number of neutrinos measured in the late Universe is  $N_{\text{eff}} = 3$  (more precisely, 3.046 [17–19]), for extensions of the SM with “dark radiation” equivalent to  $\Delta N_\nu$ , “equivalent neutrinos” not found in the SM, it is generally the case that  $N_{\text{eff}} > 3$ . In Ref. [13], this canonical result was revisited, demonstrating that in the presence of a light WIMP that annihilates only to SM neutrinos, a measurement of  $N_{\text{eff}} > 3$  from observations of the CMB radiation can be consistent with  $\Delta N_\nu = 0$  (“dark radiation without dark radiation”). It was also shown in Ref. [13] that in the presence of a sufficiently light WIMP that couples to photons and/or  $e^\pm$  pairs (like the millicharged particles of Ref. [20] and references therein), a CMB measurement consistent with  $N_{\text{eff}} = 3$  is not inconsistent with the presence of dark radiation ( $\Delta N_\nu > 0$ ). This latter possibility opens the window for one or more equivalent neutrinos, including “sterile neutrinos,” to be consistent with  $N_{\text{eff}} = 3$ . Depending on its couplings, the late-time annihilation of the light WIMP will heat either the relic photons or the relic SM neutrinos, and this will affect the CMB constraint on the sum of the SM and equivalent neutrino masses [13]. It was emphasized in Ref. [13] that in the presence of a light WIMP and/or equivalent neutrinos, there are degeneracies among the light-WIMP mass and its nature (fermion or boson, as well as its couplings to neutrinos and photons), the number and nature (fermion or boson) of the equivalent neutrinos, and their decoupling temperature (the strength of their interactions with the SM particles). Constraints from the CMB alone are insufficient to break these degeneracies.

However, as already shown by Kolb *et al.* [1] and Serpico and Raffelt [2], and more recently by Bøhm *et al.* [21], the presence of a light WIMP modifies the early Universe energy and entropy densities, affecting the synthesis of the light nuclides during big bang nucleosynthesis (BBN). As a result, BBN provides an additional constraint on light WIMPs and equivalent neutrinos and, in combination with the information from later epochs in the early Universe provided by the CMB, can help to break some of these degeneracies. However, none of the previous work on BBN in the presence of a light WIMP allowed for equivalent or sterile neutrinos, thereby eliminating by default one of the potentially interesting options (*e.g.*, sterile neutrinos). Here, BBN is explored allowing for electromagnetically coupled light WIMPs (fermions and bosons) and equivalent neutrinos. The allowed regions (at 68% and 95% C.L.’s) in the multidimensional parameter space of the WIMP mass ( $m_\chi$ ), the number of equivalent neutrinos ( $\Delta N_\nu$ ), the effective number of neutrinos ( $N_{\text{eff}}$ ), and the baryon density parameter ( $\Omega_B h^2$ ) are identified and compared with the independent constraints (on  $N_{\text{eff}}$  and  $\Omega_B h^2$ ) from the Planck CMB results [22].

It must be emphasized that, for the present considerations, the light WIMP need **not** be a dark matter candidate ( $\Omega_\chi \leq \Omega_{\text{DM}}$ ). The light WIMP could be a subdominant contributor to the present Universe dark matter density ( $\Omega_\chi \ll \Omega_{\text{DM}}$ ). What is important here is that the light WIMP remain in thermal equilibrium through its transitions in the early Universe from a relativistic to a nonrelativistic particle, finally annihilating and transferring its energy and entropy to the remaining SM particles.

### A. Review and overview

To set the stage for the analysis presented here, it is worthwhile to establish various definitions and to review previous (and recent) CMB constraints, following the notation of Ref. [13]. First, consider the definition of the effective number of neutrinos,  $N_{\text{eff}}$ , and its connection to the number of equivalent neutrinos,  $\Delta N_\nu$ , in the absence of a light WIMP. At late times in the early Universe,<sup>1</sup> long after the  $e^\pm$  pairs (and any light WIMPs) have annihilated, the only particles contributing to the radiation energy density are the photons ( $\gamma$ ), the SM neutrinos ( $\nu$ ), and  $\Delta N_\nu$  equivalent neutrinos ( $\xi$ ). At these late times, when  $T_\gamma \rightarrow T_{\gamma 0} \ll m_e$ , the radiation energy density, normalized to the energy density in photons alone, is

$$\left(\frac{\rho_{\text{R}}}{\rho_\gamma}\right)_0 = 1 + \frac{7}{8} \left[ 3 \left(\frac{T_\nu}{T_\gamma}\right)_0^4 + \Delta N_\nu \left(\frac{T_\xi}{T_\gamma}\right)_0^4 \right] = 1 + \frac{7}{8} \left(\frac{T_\nu}{T_\gamma}\right)_0^4 \left[ 3 + \Delta N_\nu \left(\frac{T_\xi}{T_\nu}\right)_0^4 \right]. \quad (1)$$

<sup>1</sup> *E.g.*, at recombination or, at the epoch of equal matter and radiation densities.

In the discussion here, “sterile neutrinos” are defined to be those equivalent neutrinos [extremely light ( $m_\xi \lesssim 10\text{eV}$ ) fermions or bosons] that decouple along with the SM neutrinos ( $T_{\xi d} = T_{\nu d}$ ), so that  $T_{\xi 0} = T_{\nu 0}$ . However, if the equivalent neutrinos are more weakly coupled, decoupling before the SM neutrinos ( $T_{\xi d} > T_{\nu d}$ ), the SM neutrinos may be heated when the equivalent neutrinos are already decoupled, resulting in  $(T_\xi/T_\nu)_0 < 1$ . To account for this possibility, it is convenient to introduce  $\Delta N_\nu^* \equiv \Delta N_\nu^*(T_\xi/T_\nu)_0^4 \leq \Delta N_\nu$ . For sterile neutrinos,  $\Delta N_\nu^* = \Delta N_\nu$  is an integer (or, for a boson that decouples along with the SM neutrinos, an integer multiple of 4/7). However, in general,  $\Delta N_\nu^*$  need not be an integer. The canonical, textbook assumption is that the SM neutrinos decouple instantaneously, when the only thermally populated relativistic particles are the photons and  $e^\pm$  pairs (along with the SM and equivalent neutrinos). It is further assumed that the  $e^\pm$  pairs are extremely relativistic ( $m_e \rightarrow 0$ ) at neutrino decoupling. Under these assumptions,  $(T_\nu/T_\gamma)_0^3 = 4/11$ , and the above result may be used to define  $N_{\text{eff}}$ :

$$\left(\frac{\rho_R}{\rho_\gamma}\right)_0 \equiv 1 + \frac{7}{8} \left(\frac{4}{11}\right)^{4/3} N_{\text{eff}}. \quad (2)$$

Note that the effective number of neutrinos is a function of both  $\Delta N_\nu$  and  $T_{\xi d}$ :

$$N_{\text{eff}} \equiv \left[\frac{11}{4} \left(\frac{T_\nu}{T_\gamma}\right)_0^3\right]^{4/3} \left[3 + \Delta N_\nu \left(\frac{T_\xi}{T_\nu}\right)_0^4\right] = 3 \left[\frac{11}{4} \left(\frac{T_\nu}{T_\gamma}\right)_0^3\right]^{4/3} \left[1 + \frac{\Delta N_\nu^*}{3}\right] \equiv N_{\text{eff}}^0 \left[1 + \frac{\Delta N_\nu^*}{3}\right], \quad (3)$$

where  $N_{\text{eff}}^0 \equiv 3[(11/4)(T_\nu/T_\gamma)_0^3]^{4/3}$ . It is also important to realize that  $N_{\text{eff}}$  is defined to be a “late-time” quantity, characterizing the energy density after BBN has ended and the  $e^\pm$  pairs and any light WIMPs have annihilated. In the following, the variation of the energy density during BBN is not described as an evolution of  $N_{\text{eff}}$  with time.

In Ref. [13], it was shown that since the SM neutrinos decouple at temperature  $T_{\nu d} = 2\text{MeV}$  [23], the approximation of extremely relativistic  $e^\pm$  pairs is not entirely accurate. Prior to neutrino decoupling, there has already been some heating of the neutrinos (along with the photons) by  $e^\pm$  annihilations, so that  $(T_\nu/T_\gamma)_0^3 > 4/11$ , leading to  $N_{\text{eff}}^0 \approx 3.02$  [13]. If the instantaneous decoupling assumption is relaxed, the SM neutrinos are further heated [17–19], resulting in a slight increase to  $N_{\text{eff}}^0 \approx 3.05$  [19]. In the presence of a light WIMP, these calculations would need to be repeated for each value of the WIMP mass,  $N_{\text{eff}}^0 = N_{\text{eff}}^0(m_\chi)$ . For consistency with the discussion in Ref. [13], the analysis and results here are for the assumption of instantaneous neutrino decoupling. Any errors in  $N_{\text{eff}}$  or  $\Delta N_\nu$  ( $\sim 0.03$ ) introduced by this assumption are much smaller than current observational uncertainties from BBN or the CMB.

A sufficiently light WIMP can only annihilate into photons,  $e^\pm$  pairs, and the SM neutrinos. In the presence of a light WIMP  $\chi$ ,  $N_{\text{eff}}$  depends on the nature of the WIMP (fermion or boson) and its couplings (to photons and  $e^\pm$  pairs, or only to the SM neutrinos), as well as the WIMP mass. The annihilation of a WIMP more massive than  $\sim 20\text{MeV}$  occurs prior to the decoupling of the SM neutrinos. The strong thermal coupling between the photons and neutrinos at the higher temperature when a more massive WIMP annihilates preserves the standard result that  $T_\nu = T_\gamma$  prior to  $e^\pm$  annihilation, leading to  $(T_\nu/T_\gamma)_0^3 \approx 4/11$  and  $N_{\text{eff}}^0 \approx 3.02$  at late times. Now, consider a lighter WIMP that couples to photons and  $e^\pm$  pairs, but does not couple to the SM neutrinos. The late-time annihilation of such a light WIMP ( $m_\chi \lesssim 20\text{MeV}$ ) will heat the photons relative to the decoupled neutrinos, in addition to their usual heating from  $e^\pm$  annihilation. In this case, at fixed scale factor or fixed photon temperature, the photons are hotter relative to the SM neutrinos than in the absence of the light WIMP, so that  $(T_\nu/T_\gamma)_0^3 < 4/11$  and the contribution of the SM neutrinos to the early Universe energy density is diluted. This leads to the possibility that, even in the presence of the three, fully populated SM neutrinos,  $N_{\text{eff}}^0 < 3$ , allowing for  $\Delta N_\nu > 0$  to be consistent with a measurement of  $N_{\text{eff}} = 3$ . For the contrasting case of a light WIMP that annihilates only to SM neutrinos, the neutrinos are heated relative to the photons, leading to  $(T_\nu/T_\gamma)_0^3 > 4/11$  and  $N_{\text{eff}}^0 > 3$  (“dark radiation without dark radiation”). The amount of heating of the photons relative to the neutrinos, or vice versa, determines  $N_{\text{eff}}$  as a function of the WIMP mass, depending on the nature of the WIMP and its couplings to the SM particles. The analysis here focuses on the case of a light WIMP coupled to  $\gamma$ 's and  $e^\pm$  pairs. In a subsequent paper [24] the analysis and results are presented for a light WIMP that couples only to the SM neutrinos.

In the left-hand panel of Fig. 1,  $N_{\text{eff}}^0$  ( $N_{\text{eff}}$  for  $\Delta N_\nu = 0$ ) is shown as a function of the WIMP mass for electromagnetically coupled WIMPs. These are compared to the Planck CMB result [22] for  $N_{\text{eff}}$  resulting from fitting the six parameters of  $\Lambda\text{CDM}$  plus the additional parameter  $N_{\text{eff}}$  and marginalizing over foreground nuisance parameters; the constraint shown includes baryon acoustic oscillations in addition to CMB data. As may be seen from Fig. 1, in the absence of any equivalent neutrinos, the Planck result suggests that  $m_\chi \gtrsim 10\text{MeV}$  (cf. Ref. [21]). However, for all WIMP masses, the window is open for the presence of equivalent neutrinos. This possibility is illustrated in the right-hand panel of Fig. 1, which shows  $N_{\text{eff}}$  as a function of the WIMP mass for an electromagnetically coupled Majorana fermion WIMP and  $\Delta N_\nu \neq 0$ .

Figure 1 illustrates the degeneracy between the WIMP mass and the number of equivalent neutrinos. For example, while the Planck CMB constraint excludes a very low-mass ( $m_\chi \lesssim 10\text{MeV}$ ) WIMP when  $\Delta N_\nu^* = 0$ , it is consistent

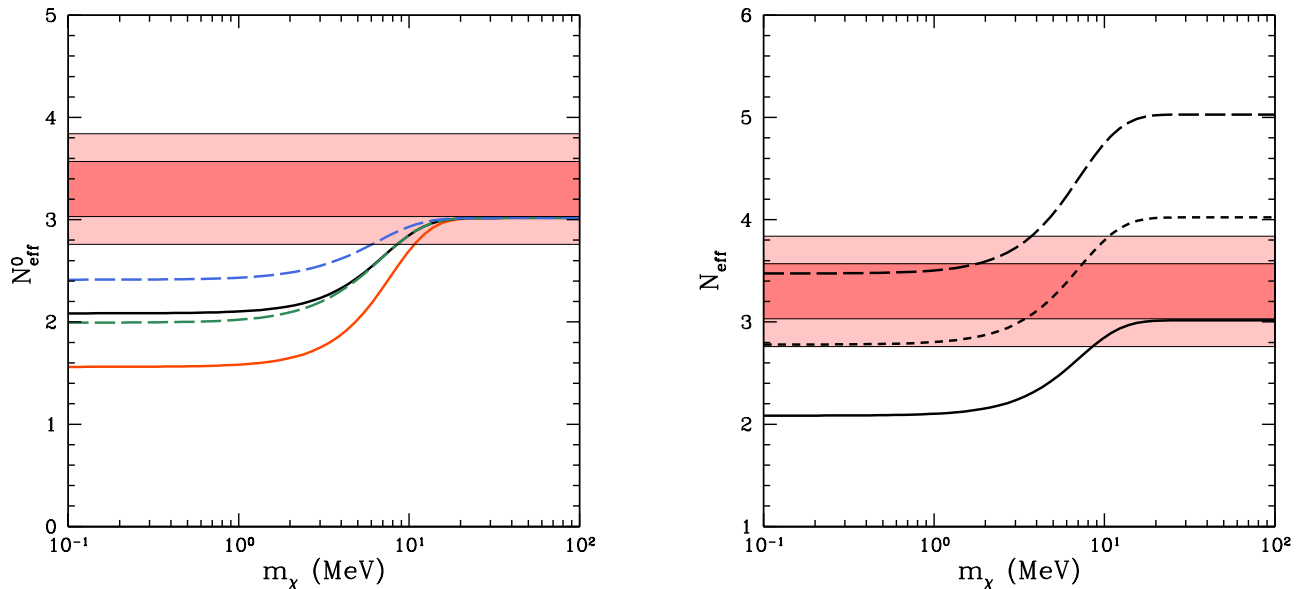


FIG. 1. (Color online) The left panel shows  $N_{\text{eff}}^0$  as a function of the WIMP mass for electromagnetically coupled light WIMPs in the absence of equivalent neutrinos. From bottom to top, the solid red curve is for a Dirac WIMP, the dashed green curve is for a complex scalar, the solid black curve is for a Majorana fermion, and the dashed blue curve is for a real scalar. The horizontal, red/pink bands are the Planck CMB 68% and 95% allowed ranges for  $N_{\text{eff}}$ . The right panel specializes to the case of a Majorana fermion WIMP, showing  $N_{\text{eff}}$  as a function of the WIMP mass for  $\Delta N_\nu^*$  equivalent neutrinos. The solid curve is for  $\Delta N_\nu^* = 0$ , the short-dashed curve is for  $\Delta N_\nu^* = 1$ , and the long-dashed curve is for  $\Delta N_\nu^* = 2$ . The horizontal red bands are the Planck CMB 68% and 95% allowed ranges for  $N_{\text{eff}}$ , including baryon acoustic oscillations in the CMB constraint. (After Figs. 7 and 8 of Ref. [13].)

with  $\Delta N_\nu^* = 2$  in the presence of a sufficiently low-mass WIMP, and more massive light WIMPs ( $m_\chi \gtrsim 10$  MeV) are excluded for  $\Delta N_\nu^* \gtrsim 1$ . For a Majorana fermion WIMP that couples electromagnetically, depending on its mass,  $-0.2 \lesssim \Delta N_\nu \lesssim 2.5$  is allowed by the CMB.<sup>2</sup>

The corresponding results for the contrasting case of a light WIMP that couples only to neutrinos are shown in Fig. 2. In the neutrino coupled case,  $-0.2 \lesssim \Delta N_\nu \lesssim 0.8$  is allowed by the CMB, depending on the WIMP mass. It is clear from the discussion here that the CMB – alone – is insufficient to break the various degeneracies among  $m_\chi$ ,  $\Delta N_\nu$ , and  $N_{\text{eff}}$ . However, since the presence of a light WIMP (and equivalent neutrinos) will also affect the early Universe energy and entropy densities before, during, or immediately after primordial nucleosynthesis, BBN provides an independent probe which may help to break some of the degeneracies. Here, the changes to standard BBN (SBBN: no light WIMP,  $\Delta N_\nu = 0$ ) in the presence of a light WIMP and  $\Delta N_\nu$  equivalent neutrinos are investigated. The BBN and CMB (Planck [22]) constraints are compared in a joint analysis, leading to lower bounds to  $m_\chi$  and, to best fits and 68% and 95% ranges for  $N_{\text{eff}}$ ,  $\Delta N_\nu$ , and the baryon density parameter,  $\Omega_B h^2 \equiv \eta_{10}/273.9$ , where the baryon-to-photon ratio is  $\eta \equiv (n_B/n_\gamma)_0 = 10^{10} \eta_{10}$ .

In the analysis here, the key connection among  $N_{\text{eff}}$ ,  $\Delta N_\nu$ , and  $m_\chi$  is

$$N_{\text{eff}}(m_\chi, \Delta N_\nu^*) \equiv N_{\text{eff}}^0(m_\chi)(1 + \Delta N_\nu^*/3), \quad (4)$$

where  $N_{\text{eff}}^0 \equiv 3[(11/4)(T_\nu/T_\gamma)_0^3]^{4/3}$  depends on the nature and interactions of the WIMP, along with the WIMP mass. In our further discussion, the superscript “\*” in  $\Delta N_\nu$  is (usually) suppressed with the understanding that  $\Delta N_\nu$  need not be an integer or an integer multiple of  $4/7$ . For the specific case of a sterile neutrino, it is assumed that  $\Delta N_\nu = 1$ .

<sup>2</sup> In principle, the number of equivalent neutrinos should be non-negative,  $\Delta N_\nu \geq 0$ , since it is known that the three SM neutrinos mix thoroughly before and after they decouple (e.g., Refs. [19, 25, 26]). In the subsequent analysis  $\Delta N_\nu < 0$  is allowed and compared to the results where a prior is imposed, restricting the number of equivalent neutrinos to  $\Delta N_\nu \geq 0$ . In fact, it is found that  $\Delta N_\nu < 0$  is marginally disfavored when any CMB constraint is included.

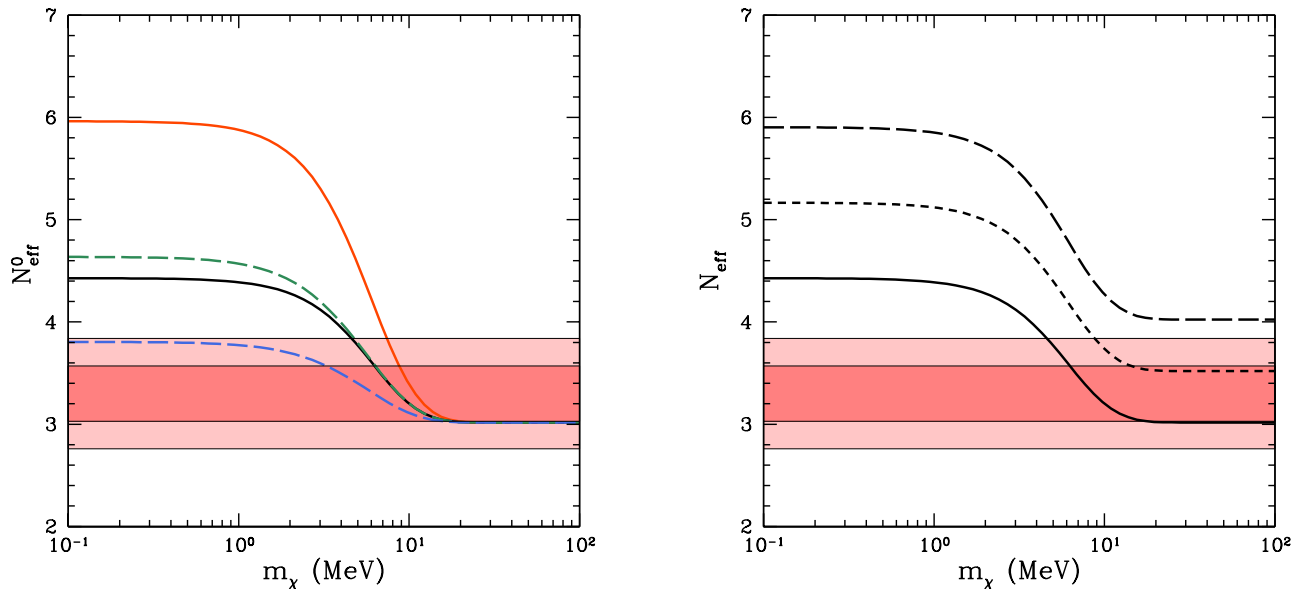


FIG. 2. (Color online) As for Fig. 1, but for a WIMP that couples to neutrinos instead of the electromagnetic plasma. From bottom to top in the left panel, the dashed blue curve is for a real scalar, the solid black curve is for a Majorana WIMP, the dashed green curve is for a complex scalar, and the solid red curve is for a Dirac WIMP. The horizontal, red/pink bands are the Planck CMB 68% and 95% allowed ranges for  $N_{\text{eff}}$ . The right panel shows  $N_{\text{eff}}$  as a function of the WIMP mass for a light, Majorana fermion WIMP and  $\Delta N_\nu^*$  equivalent neutrinos. The solid curve is for  $\Delta N_\nu^* = 0$ , the dotted curve is for  $\Delta N_\nu^* = 1/2$ , and the dashed curve is for  $\Delta N_\nu^* = 1$ . The horizontal, red/pink bands are the Planck CMB 68% and 95% allowed ranges for  $N_{\text{eff}}$ . (After Fig. 12 of Ref. [13].)

## II. BBN IN THE PRESENCE OF A LIGHT, ELECTROMAGNETICALLY COUPLED WIMP

Here, the predictions of BBN are explored in the presence of an electromagnetically coupled light WIMP, allowing for  $\Delta N_\nu$  equivalent neutrinos. This analysis extends and updates the earlier BBN calculations of Refs. [1, 2, 21], which did not allow for the possibility of equivalent neutrinos, and it compares the BBN predictions with recently updated estimates of the relic abundances of helium and deuterium.

### A. Physical effects

Light WIMPs affect BBN in three different ways [1, 2, 21]. The first of these effects is to modify the expansion rate as a function of the temperature, resulting from the WIMP's contribution to the energy density of the Universe. Sufficiently light WIMPs ( $\lesssim 1$  MeV) will be present as a thermally populated relativistic species during some part of BBN, contributing directly to the energy density. In addition, a thermally populated WIMP that couples to the electromagnetic plasma and is still at least somewhat relativistic at the time of neutrino decoupling ( $m_\chi \lesssim 20$  MeV) heats the photons relative to the neutrinos later, when the temperature is small compared with its rest mass. The same WIMP species can have both of these effects on the expansion, acting as a relativistic species at the time of weak freeze-out ( $T_\gamma \sim 0.8$  MeV) and as a vanished source of photon entropy when the charged-particle nuclear reactions freeze out ( $T_\gamma \sim 40$  keV) at the end of BBN. A  $m_\chi \sim 1$  MeV WIMP has this property.

These modifications to the expansion rate are shown in the left panel of Fig. 3 for Majorana WIMPs of various masses. In this figure it is assumed that  $\Delta N_\nu = 0$ . The vertical axis shows the time elapsed since the initial big bang singularity, which is very nearly equal to the inverse of the expansion rate, divided by the elapsed time at the same photon temperature  $T_\gamma$  in the standard model. Thus, a ratio of unity indicates the same evolution as in SBBN, a ratio greater than unity indicates slower evolution, and a ratio less than unity indicates faster evolution.

By considering separate entropy conservation in the neutrino and electromagnetic fluids after neutrino decoupling, several limiting cases may be explored. First, if the WIMP mass  $m_\chi \gtrsim 20$  MeV, the WIMPs annihilate fully before

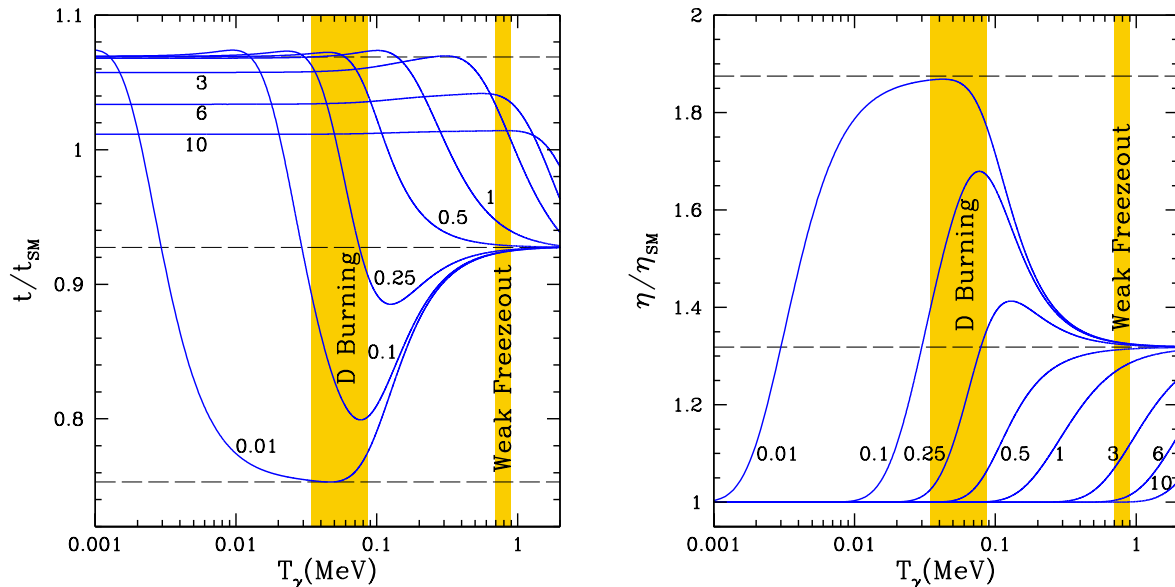


FIG. 3. (Color online) The left panel shows the elapsed time at fixed photon temperature  $T_\gamma$  in the presence of a light Majorana WIMP with  $\Delta N_\nu = 0$ , relative to elapsed time at  $T_\gamma$  in the standard model,  $t_{\text{SM}}$ . Each curve is labeled by its value of  $m_\chi$  in MeV. Horizontal dashed lines indicate limiting cases in which all particles were relativistic at neutrino decoupling, but then (top line) all light species ( $m < 100$  MeV) have annihilated fully, (medium line) all light species including the WIMP remain relativistic, and (bottom line)  $e^\pm$  annihilation is complete but the WIMPs remain relativistic. The right panel shows the baryon-to-photon-number ratio,  $\eta$ , normalized to this ratio in SBBN, as a function of the photon temperature  $T_\gamma$ , for a model including a Majorana WIMP. The comparison is between models that have the same value of  $\eta$  today. For  $m_\chi \gtrsim m_e$ , the largest departure from the standard model is about 30%, but it occurs too early to have a strong influence on the BBN yields. For  $m_\chi \lesssim m_e$ ,  $\eta$  during final deuterium burning is higher than  $\eta$  today. Here the upper dashed line indicates the limit of fully annihilated  $e^\pm$  pairs with fully relativistic WIMPs, while the lower dashed line indicates the limit with all light species fully relativistic.

neutrino decoupling, having no quantitatively significant effect on BBN. For such large WIMP masses, the time scales are the same as in the standard model. For lower  $m_\chi$ , the WIMP behaves at first ( $T_\gamma \gtrsim m_\chi/3$ ) as a relativistic species speeding up the expansion, but later on, it behaves as a vanished source of the enhanced temperature differences between neutrinos and photons, actually slowing the late-time expansion.

Figure 3 reveals another important feature of the light-WIMP scenario. The energy scales discussed so far are set by  $m_\chi$ , the neutrino decoupling temperature  $T_{\nu d}$  (which determines how much WIMP mass/energy enters the electromagnetic plasma), the weak freeze-out temperature  $T_{np} \sim 0.8$  MeV, and the charged-particle freeze-out temperature at the end of primordial nucleosynthesis,  $T_{\text{nuc}} \sim 40$  keV. In Fig. 3, another important energy scale is evident: the electron mass  $m_e$ . A WIMP with  $m_\chi < m_e$  remains relativistic even after  $e^\pm$  annihilation and can greatly speed up the expansion (relative to that in the standard model) late in BBN.

The expansion-rate effect has a familiar influence on the  ${}^4\text{He}$  yield of BBN. Faster expansion than in SBBN (due to the presence of the still-relativistic WIMPs) causes the weak rates interconverting neutrons and protons to fall out of equilibrium at a higher temperature. Since the equilibrium at higher temperatures is characterized by more neutrons relative to protons, this results in the synthesis of more  ${}^4\text{He}$ . Slower expansion at fixed  $T_\gamma$  (caused by WIMPs that have annihilated and left  $T_\nu < T_\gamma$ ) has the opposite effect.

However, there is a second effect that more than cancels this first effect if the WIMPs annihilate at least partially before weak freeze-out. The colder neutrinos (relative to the photons at fixed  $T_\gamma$ ) resulting from WIMP annihilation suppress the rates of neutron-proton interconversion. Thus, although colder neutrinos tend to cause later freeze-out through slower expansion, they also tend to cause earlier freeze-out through slower weak rates.

A result of the colder neutrinos in this situation that was not pointed out in previous work (but is implicit in the published calculations) is that they do **not** slow  $n \rightarrow p$  and  $p \rightarrow n$  conversion rates equally. The first process has a positive  $Q$  value, while the second has a negative  $Q$  value. Consequently, colder neutrinos suppress proton destruction more than they suppress neutron destruction, disfavoring neutrons by an additional mechanism. In SBBN, weak freeze-out is an exit from thermal equilibrium, but in the light-WIMP scenario the differing neutrino and photon

temperatures keep the neutron/proton ratio out of equilibrium. Although it no longer tracks thermal equilibrium, the  $n/p$  ratio reflects a quasi-equilibrium of the interconversion rates that produces a compromise between the neutrino and photon temperatures. The quasi-equilibrium that is exited at  $T_{np}$  is one favoring protons more than in SBBN.<sup>3</sup>

The third effect of a light WIMP on BBN emerges when  $m_\chi \lesssim m_e$ . For SBBN, the only parameter is the present-day baryon-to-photon ratio  $\eta$  (strictly speaking, the ratio of baryon density to entropy density). During SBBN, this ratio changes (evolves) only once, due to  $e^\pm$  annihilation. In the light-WIMP scenario, it also changes when the WIMP annihilates. This effect is shown in the right-hand panel of Fig. 3. Curves are shown for the evolution of  $\eta$  in the presence of Majorana WIMPs, for models normalized to the same final value of  $\eta$  today. Values of  $\eta$  are shown divided by  $\eta$  evaluated in the standard model at the same value of  $T_\gamma$ . Majorana WIMPs that annihilate before  $e^\pm$  annihilation alter  $\eta$  at early times by up to  $\sim 30\%$ . Since this only affects the  ${}^4\text{He}$  abundance, which depends only very weakly on  $\eta$ , there is no significant change in BBN in this case. However, for fixed  $\eta$  today, Majorana WIMPs that annihilate after  $e^\pm$  annihilation result in a value of  $\eta$  almost a factor of 2 larger than in the standard model during the later stages of BBN when the D,  ${}^3\text{He}$ , and  ${}^7\text{Li}$  abundances are established.<sup>4</sup>

## B. BBN calculations

The BBN yields in the light-WIMP scenario have been computed using a modified version of the Kawano BBN code [27]. The code’s time-step controls have been modified as described in Ref. [28], with parameters chosen to give  $\lesssim 0.1\%$  precision in all yields – smaller than the precision of several inputs to our analysis below. The weak rates were computed using the explicit-integration routines in the Kawano code, modified to include Coulomb, radiative, and finite-nucleon-mass corrections as described in Ref. [29] and references therein. The weak-rate effects of the altered time-temperature relations in our scenario enter through the Fermi-Dirac distributions of the electron, positron, and neutrino energies in the rate integrals. The Coulomb and zero-temperature radiative corrections were computed explicitly in the rate integrations, and it was confirmed that their effects are consistent with results in the literature; the finite mass correction was added as a perturbation to the rates using tables computed in Refs. [30, 31]. The latter correction is presumably somewhat inaccurate for present purposes, since it was computed assuming the SBBN relation between photon and neutrino temperatures. The finite mass effect changes the  ${}^4\text{He}$  yield by  $\Delta Y_P = 0.0012$  in SBBN, and corrections to this correction arising from altered neutrino temperatures are presumably smaller. Additional corrections described in Ref. [29] that result in  $\Delta Y_P = +0.0006$  in total have been omitted. About half of this difference lies in equation-of-state effects rather than in the weak rates as such. (Note that the  ${}^4\text{He}$  abundance is customarily expressed as a fraction of the baryonic mass – strictly speaking, as a fraction of baryon number density – and is denoted by  $Y$ . The symbol  $Y_P$  denotes its *primordial* value.)

To include the effects of light WIMPs, only a few changes to the code were necessary. First, the expansion rate of the Universe depends on the total energy density according to the Friedmann equation. Thus, the energy density  $\rho_\chi$  of the WIMPs must be included along with the energy densities of the (SM and equivalent) neutrinos, photons, electrons, and positrons when the expansion rate is computed. Depending on the nature of the light WIMP, the energy density for this contribution is given by a Fermi-Dirac or Bose-Einstein distribution with assumed zero chemical potential (with  $T$  in energy units),

$$\rho_\chi = \frac{g_\chi}{\pi^2} \int_{m_\chi}^{\infty} \frac{(E^2 - m_\chi^2)^{1/2}}{\exp(E/T) \pm 1} E^2 dE. \quad (5)$$

The choice of positive or negative sign in the denominator corresponds to fermions or bosons, respectively, and  $g_\chi$  is the number of “internal” degrees of freedom of the WIMP (1 for real scalars, 2 for complex scalars or Majorana fermions, and 4 for Dirac fermions). This integral was approximated by the first six terms of a well-established and accurate Bessel function expansion of the integral (also used in the Kawano code to compute the  $e^\pm$  energy density) [2, 32].

The second change is to include the WIMP entropy in computing the thermodynamic effect of universal expansion on the particle temperatures. Computation of this effect in the Kawano code follows that of the original Wagoner code from which it derives and is somewhat convoluted in its mathematical details. However, it amounts to computing the time derivatives of  $\eta$  and  $T_\gamma$  from entropy conservation. The addition of a quantity  $\rho_\chi + p_\chi$  (proportional to the WIMP entropy density) into the expression for the temperature derivative of  $\eta$  suffices to incorporate the effects of the WIMPs on the thermodynamics. [The WIMP pressure,  $p_\chi$ , is computed from an expression similar to Eq. (5)]

<sup>3</sup> Even in SBBN there are slightly different photon and neutrino temperatures, because  $e^\pm$  annihilation has already begun as noted in Sec. IA. However, since  $T_\gamma > m_e$  at this time, the effect is much smaller than for a WIMP with  $m_\chi \sim T_{\nu d}$ .

<sup>4</sup> For Dirac WIMPs, the effect is even larger; for real scalars, the effect is significantly smaller.

with an analogous Bessel-function expansion.] The full effect of the WIMPs on the weak rates is contained in the temperature evolution, since the rate integrations are carried out numerically at each  $T_\gamma$ .

In setting up a BBN calculation, it is necessary to specify an initial value of  $\eta$ . This is most usefully done by choosing the value,  $\eta_0$ , of this parameter today and then computing the value at the start of BBN using conservation of comoving entropy. For the standard-model particles alone, at  $T_\gamma = T_{\nu d}$ ,

$$\eta_{\nu d} = \eta_0 \left( 1 + \frac{s_e}{s_\gamma} \right), \quad (6)$$

with  $s_e$  the entropy density of electrons and positrons, and  $s_\gamma$  that of photons. For fully relativistic  $e^\pm$  pairs ( $m_e \rightarrow 0$ ) at the start of BBN, the factor in parentheses is 11/4. At the start of the BBN calculation, an initial temperature is chosen, the initial  $\eta$  is computed from the target  $\eta_0$ , and then the calculation begins. As mentioned in Sec. IA above, the  $e^\pm$  are not fully relativistic at neutrino decoupling, so that  $s_e/s_\gamma \neq 7/4$  (see *e.g.*, [13]). This correction is a small effect and is ignored in the Kawano code, which by default assumes, fictitiously, early neutrino decoupling at very high temperature ( $T_{\nu d} \gg m_e$ ) and ignores muons ( $T_{\nu d} \ll m_\mu$ ). The approximation works reasonably well because  $m_e \approx T_{\nu d}/4$  and  $T_{\nu d} \ll m_\mu$ , where  $m_\mu$  is the mass of the muon.

In the light-WIMP scenario, it is necessary to deal explicitly with neutrino decoupling. Ideally, a complete calculation tracking the interaction rates and departures from equilibrium energy distributions would be performed, as was done for SBBN in Ref. [19]. Here, instantaneous decoupling of all neutrino species from the electromagnetic plasma at  $T_{\nu d} = T_\gamma = T_\nu = 2$  MeV is assumed, the value of  $\eta$  is computed using Eq. (6), and the BBN calculation is started at  $T_{\nu d}$ . This approximation gives  $s_e$  a value about 2% below its relativistic approximation. With the entropy  $s_\chi$  of WIMPs included, Eq. (6) becomes

$$\eta = \eta_0 \left( 1 + \frac{s_e + s_\chi}{s_\gamma} \right). \quad (7)$$

In principle,  $\eta$  could continue to evolve after the end of BBN, if  $m_\chi \ll T_{\text{nuc}}$ . A calculation analogous to Eq. (7) was included at the end of the BBN calculation, but the stopping temperature is low enough that this is insignificant for the  $m_\chi \geq 10$  keV cases considered here. All of these effects were incorporated into the BBN code. It was explicitly confirmed for several cases (including those in Fig. 3) that the expansion rate and  $\eta$  computed by integrating the differential equations followed the trajectories predicted by algebraic entropy-conservation expressions given in Ref. [13].

Finally, a comment on the nuclear rates used here is in order. All weak rates in the BBN calculations are normalized to the measured mean lifetime of free neutrons. Here, the value  $\tau_n = 880.1 \pm 1.1$  s, recommended in the last full update of the Particle Data Book [33], is adopted. This value has since been updated to  $880.0 \pm 0.9$  s, reflecting a reanalysis of an experiment contributing to the world average. Since we learned of this minor change late in our work, we have not used it here. The measurement of the neutron lifetime continues to suffer from systematic discrepancies between experiments, so it should be kept in mind that both of these values are averages that include inconsistent data. We look forward to the results of new experiments currently underway.

Other nuclear rates have been updated as described in Ref. [34]. The important rates for the present study are that for the capture of neutrons on protons,  $p(n, \gamma)d$ , for which the cross sections of Rupak [35] are used; that of the deuteron-deuteron reactions  $d(d, n)^3\text{He}$  and  $d(d, p)^3\text{H}$ , fitted to the data discussed in Ref. [36] plus the recent data of Ref. [37] (forced to give the same central BBN yields as the Monte Carlo method of Ref. [36]); and that of the additional deuterium-burning reaction  $d(p, \gamma)^3\text{He}$ . As discussed in Ref. [34], there are few data for this last cross section at BBN energies, and they are in tension with a high-quality theoretical calculation [38] that agrees with other data. The calculations here use the theoretical rate. It is estimated that the overall error from all rates amounts to  $\sim 2.5\%$  for the predicted D/H and to  $\Delta Y_{\text{P}} \sim 0.0005$  for  $^4\text{He}$  (from the error on  $\tau_n$  alone there is a contribution to  $Y_{\text{P}}$  of  $\sim 0.0002$ ). The systematic difference between empirical and theoretical cross sections for  $d(p, \gamma)^3\text{He}$  amounts to  $\sim 6\%$  in D/H, so that D/H would be larger by this amount if the empirical cross sections had been used.

### III. BBN RESULTS

#### A. General trends

As described above, the BBN yields for D and  $^4\text{He}$  (along with  $^7\text{Li}$  and  $^3\text{He}$ ) are calculated here as functions of  $\eta_{10} \equiv 10^{10}\eta_0$  (or  $\Omega_{\text{B}}h^2 \equiv \eta_{10}/273.9$ ) and  $\Delta N_\nu$  for WIMP masses from 10 keV to 40 MeV. As a starting point for



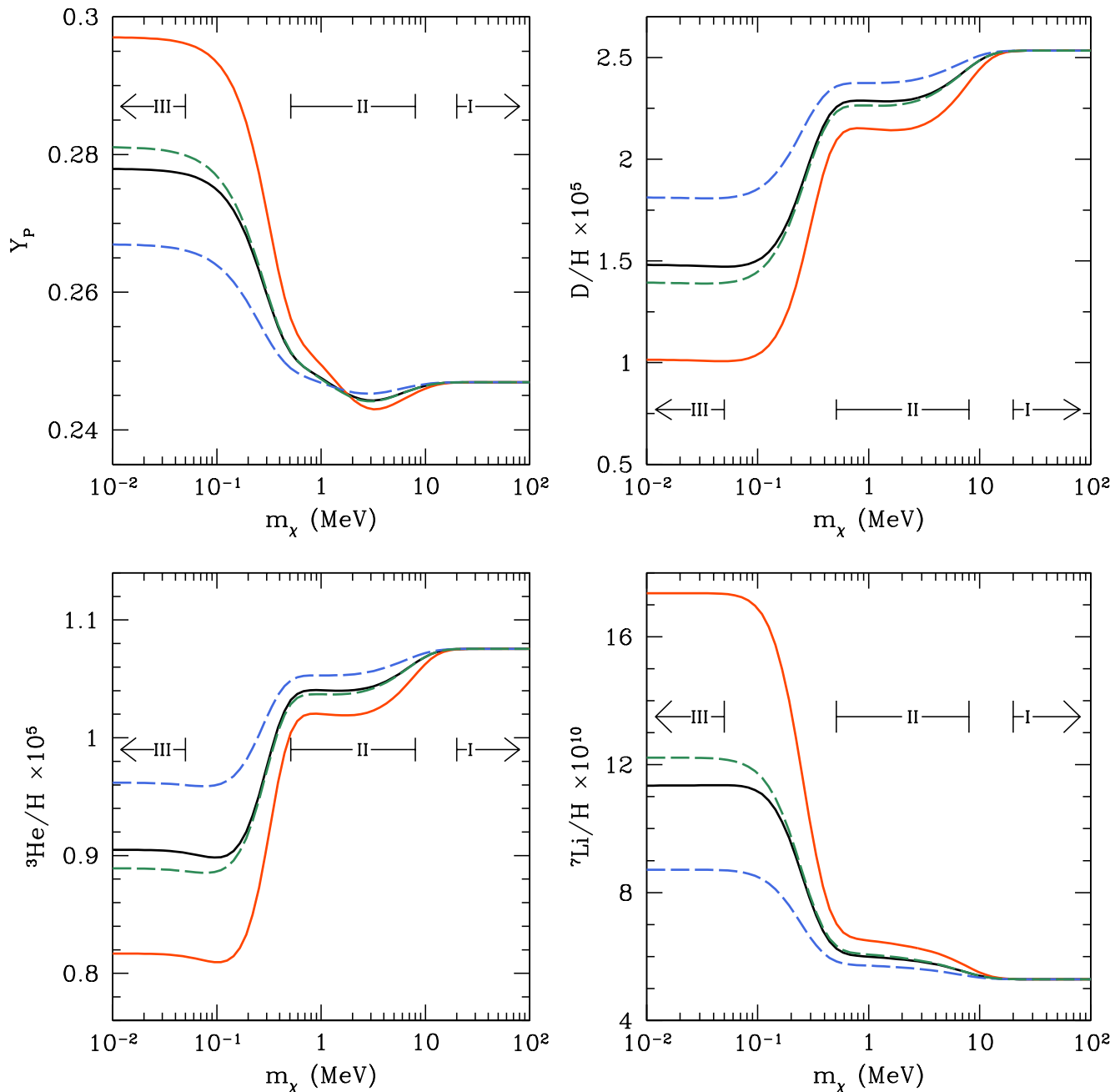


FIG. 4. (Color online) The four panels show the BBN yields of  ${}^4\text{He}$  (upper left),  $\text{D}$  (upper right),  ${}^3\text{He}$  (lower left), and  ${}^7\text{Li}$  (lower right) as a function of the WIMP mass,  $m_\chi$ , for  $\Omega_B h^2 = 0.022$  and  $\Delta N_\nu = 0$ . Solid curves show results for fermionic WIMPs (red for Dirac, black for Majorana) and dashed curves show results for bosonic WIMPs (green for a complex scalar, blue for a real scalar). In the upper left and lower right panels, the curves in region III are from top to bottom, Dirac fermions, complex scalars, Majorana fermions, real scalars. In the lower left and upper right, the sequence is reversed. The  ${}^4\text{He}$  abundance is shown as a mass fraction  $Y_P$ , and the other abundances are shown as ratios by number to hydrogen.

understanding the results and the parameter constraints they provide, the yields for fermionic and bosonic WIMPs are shown as functions of  $m_\chi$  for  $\Delta N_\nu = 0$  and the CMB value of  $\Omega_B h^2$  in Fig. 4.

Similar results may be found in the prior literature [1, 2, 21]. The results here are in excellent agreement with those presented in Ref. [21]. They are in fair agreement with those shown in Ref. [1], the latter having been computed in 1986 with different rates and a much lower adopted value of  $\Omega_B h^2$ . There is a small, but real disagreement with Ref. [2] (and between Refs. [2] and [1]) in the middle mass range of each graph, including the entire region between

the label “III” and the label “I.” We suspect that this is most likely the result of a programming error in Ref. [2], because their results do not show physical effects discussed in the following paragraphs.

The influence of light WIMPs on BBN may be understood by dividing Fig. 4 into three regions as in Ref. [1]. Region I is at the right, on the higher-mass side of the graph: For  $m_\chi \gtrsim 20$  MeV, the thermal population of the WIMP is negligible for the entire time after neutrino decoupling and, unable to contribute significantly to the density or to drive a difference between neutrino and photon temperatures, the more massive WIMP has no effect on the BBN yields.

Region II is in the middle of the graph, for  $m_e \lesssim m_\chi \lesssim 3T_{\nu d}$ . In this intermediate mass range, most of the WIMPs annihilate after  $T_{\nu d}$  but before much BBN has occurred (cf. Fig. 3). In this case, the neutrinos are colder than the photons (which have been heated by WIMP annihilation) by a larger difference than in SBBN. As a result, the expansion at fixed  $T_\gamma$  is slower than in SBBN, so there is more time to destroy deuterium and  ${}^3\text{He}$  and to assemble  ${}^7\text{Be}$  (which later becomes  ${}^7\text{Li}$ ). Region II is characterized in Fig. 4 by plateaus in the four yield curves, corresponding to WIMPs that are almost fully relativistic at neutrino decoupling but fully annihilated before electrons and positrons annihilate (the top dashed line in the left panel of Fig. 3). It is the absence of this plateau effect in region II of Ref. [2] (but not in Ref. [1] or [21]) that leads us to suspect a problem in their calculations. The effect of the WIMPs on the  ${}^4\text{He}$  abundance in region II is somewhat complicated. Figure 3 shows that a WIMP with  $m_\chi \gtrsim 2$  MeV has mostly annihilated before  $np$  weak freeze-out ( $T_\gamma \sim 0.8$  MeV), leading to the effects discussed early on in Sec. II A: at fixed  $T_\gamma$ , expansion is slower than in SBBN, the weak rates overall are slower by a comparable amount, and conversion of protons to neutrons is inhibited even before freeze-out. These three effects very nearly cancel each other completely, as may be seen in Fig. 4.

In region III of very light WIMPs, where  $m_\chi < m_e$ , the leading effect on the primordial  ${}^4\text{He}$  abundance is the expansion-rate effect due to the WIMPs acting essentially as an additional neutrino species during weak freeze-out. There is also an expansion-rate effect on the other abundances, which would tend to raise D/H and lower  ${}^7\text{Li}/\text{H}$  through earlier (compared to SBBN) charged-particle freeze-out. However, in region III,  $\eta$  has not yet reached its final value when BBN is completed. WIMP annihilation for masses in region III reaches completion (as far as the WIMP contributions to early Universe conditions is concerned) after BBN has ended, so that  $\eta_0$  is lower than  $\eta$  at the end of BBN. Since D/H decreases and  ${}^7\text{Li}/\text{H}$  increases with increasing  $\eta$ , BBN then produces lower D/H and higher  ${}^7\text{Li}/\text{H}$  than expected in SBBN for the present value of  $\eta = \eta_0$ . Figure 4 shows that this is the dominant effect. If additional light neutrino species ( $\Delta N_\nu \neq 0$ ) are allowed along with a light WIMP, the story in all three regions remains unchanged apart from the additional expansion rate effects from the energy density contributed by the equivalent neutrinos.

There are some similarities between the light-WIMP scenario considered here and cosmologies with low reheating temperatures that were proposed several years ago [39, 40]. For values of the reheating temperature  $T_R$  below  $\sim 7$  MeV, neutrinos do not come into full equilibrium with photons, with the result that neutrinos can have different temperatures than in the standard cosmology. In the light-WIMP scenario, Fig. 1 and the upper left-hand panel of Fig. 4 show that as the WIMP mass decreases,  $N_{\text{eff}}$  decreases (for fixed  $\Delta N_\nu$ ), and the BBN predicted helium abundance  $Y_{\text{P}}$  increases (assuming fixed baryon density and ignoring the small dip in  $Y_{\text{P}}$  around 3 MeV). If  $T_R$  is small and neutrinos are not produced directly in reheating,  $T_R$  plays a similar role to  $m_\chi$ : as  $T_R$  decreases,  $N_{\text{eff}}$  decreases and  $Y_{\text{P}}$  increases. When a low  $T_R$  was most recently proposed, the observationally favored value of the primordial helium abundance was  $Y_{\text{P}} \simeq 0.239$ , significantly different from the SBBN-predicted value of  $Y_{\text{P}} \simeq 0.247$ . At face value, this suggested that  $\Delta N_\nu < 0$  and  $N_{\text{eff}} < 3$ . While a low reheat temperature might account for such a low value of  $N_{\text{eff}}$ , it actually exacerbates the helium abundance problem by producing higher  $Y_{\text{P}}$ . The BBN-related physics of a low  $T_R$  is closely related to that of a light WIMP, in that the interplay between the neutrinos’ roles in the expansion rate and in the weak rates can have counterintuitive effects on  $Y_{\text{P}}$ . In contrast to the low- $T_R$  scenario, in the light-WIMP scenario considered here, a low value of  $N_{\text{eff}}^0$  can be offset by  $\Delta N_\nu > 0$ , so that  $N_{\text{eff}} \geq 3$ . Extensions of low- $T_R$  models to include sterile neutrinos have also been considered [41].

## B. Observed abundances

For several reasons, among the light nuclides synthesized during BBN, D and  ${}^4\text{He}$  have the most value in constraining the cosmological parameters. First, the relic abundances are inferred observationally long after BBN has ended, so the post-BBN evolution of the elements needs to be accounted for. (For a more extended discussion and further references, see Ref. [42].) For D and  ${}^4\text{He}$  the expected post-BBN evolution is simple and monotonic. As gas is cycled through stars, any prestellar deuterium is burned away and any deuterium produced in the course of stellar nucleosynthesis is immediately transformed to  ${}^3\text{He}$ ,  ${}^4\text{He}$ , and heavier nuclei [43]. As a result, the deuterium abundance measured anywhere in the Universe, at any time in its evolution, should provide a lower bound to the primordial value. In particular, for observations in systems of low metallicity (where very little gas has cycled through stars),

the observationally inferred D abundance should provide a good estimate of its primordial value. Here,  $y_{\text{DP}} \equiv 10^5(\text{D}/\text{H})_{\text{P}} = 2.60 \pm 0.12$  is adopted, based on the relatively recent Pettini and Cooke (2012) [44] compilation of deuterium abundances inferred from observations of low-metallicity, high-redshift, absorption line systems along 11 lines of sight.

In a similar manner, as gas cycles through stars, hydrogen is burned to  ${}^4\text{He}$ , an effect that dominates over the stellar burning of  ${}^4\text{He}$  to heavier elements. The post-BBN  ${}^4\text{He}$  abundance is consequently expected to be nondecreasing with time and/or metallicity. By observing helium in systems (*i.e.*, extragalactic H II regions) whose metallicity (*e.g.*, oxygen abundance, O/H) is overall low but spans a sufficiently large range, it is possible to account for the increase in helium mass fraction Y with metallicity and to infer the primordial value. From a very recent study of more than 1600 H II regions, Izotov *et al.* [45], extracted a subset of more than 100 low-metallicity systems, measuring the helium abundance to an accuracy better than 3% and deriving  $Y_{\text{P}} = 0.254 \pm 0.003$  from a linear regression of their observed Y – O/H relation. This value is adopted for the primordial helium abundance used in the analyses presented here. Clearly, the central values and errors for the parameters ( $\Omega_{\text{B}}h^2$ ,  $\Delta N_{\nu}$ ,  $m_{\chi}$ ) inferred from our BBN analysis here are directly tied to the central values and errors adopted for D/H and  $Y_{\text{P}}$ .

The other light nuclides produced in significant abundances during BBN,  ${}^3\text{He}$  and  ${}^7\text{Li}$ , are of less value in constraining the cosmological parameters because, in part, their post-BBN evolutionary histories are more complicated, involving the competition between production, destruction, and survival, some of it occurring in the sites where they are observed. Moreover, once  $\Omega_{\text{B}}h^2$  has been fixed by the CMB and the late-BBN time scale has been fixed by the observed D/H, the predicted  ${}^3\text{He}$  and  ${}^7\text{Li}$  abundances are very nearly uniquely determined in the light-WIMP scenario. This is because their abundances are set at the same time as that of deuterium (*cf.* Fig. 3).

${}^3\text{He}$  has only been observed in a handful of H II regions in the Galaxy [46], and the inferred  ${}^3\text{He}$  abundances show no correlation with metallicity or location in the Galaxy despite the expectation of significant post-BBN production from the simplest models of stellar evolution. This makes any attempt to infer the primordial  ${}^3\text{He}$  abundance from such data model dependent. Furthermore, the BBN-predicted  ${}^3\text{He}$  abundance depends on  $\Omega_{\text{B}}h^2$  and  $\Delta N_{\nu}$  very similarly to that of deuterium, but it is less sensitive to them than is the BBN D abundance.  ${}^3\text{He}$  is not used in the analysis here, but its observed abundance is consistent with the fitted BBN models presented below. For lithium, in addition to the uncertain, model-dependent post-BBN evolution, there is the well-known “lithium problem” (*see e.g.*, [47, 48]). That is, in the absence of a light WIMP, the BBN-predicted lithium abundance is higher than the abundance inferred from observations of metal-poor halo stars in the Galaxy by a factor  $\gtrsim 3$ . As may be seen in Fig. 4, a light WIMP increases the BBN-predicted  ${}^7\text{Li}$  abundance, exacerbating this problem. Increasing  $\Delta N_{\nu}$  reduces the predicted lithium abundance, helping with the lithium problem, but it does not solve it (even if there are no WIMPs). As with  ${}^3\text{He}$ , after our best-fit parameters (and their ranges) are identified, without using lithium to constrain them, the BBN-predicted  ${}^7\text{Li}$  abundance is larger than the observationally determined values, confirming (and exacerbating) the lithium problem. This is illustrated in Fig. 13 below.

### C. Parameter constraints from BBN alone

With D/H and  $Y_{\text{P}}$  identified as the observables for our BBN model, the behavior of the BBN predictions in the space of these two variables is now examined. To illustrate the results, the BBN yields for a Majorana WIMP are shown in Fig. 5, along with the 68% and 95% contours for the observed  ${}^4\text{He}$  and D abundances. Each solid curve shows the BBN yields at fixed  $\Omega_{\text{B}}h^2 = 0.022$  (equal to its value from Planck [22] for  $\Delta N_{\nu} = 0$ ) and fixed  $\Delta N_{\nu}$ , with  $m_{\chi}$  varying along each curve from 40 MeV ( $m_{\chi} \geq 40$  MeV; lower-right end) to 10 keV ( $m_{\chi} \leq 10$  keV; upper-left end). The yields along the  $\Delta N_{\nu} = 0$  curve are those shown in Fig. 4. As  $m_{\chi}$  decreases from infinity ( $m_{\chi} \gg 40$  MeV), no abundance changes occur until  $m_{\chi} \lesssim 20$  MeV. Then, for lower WIMP masses, D/H and  $Y_{\text{P}}$  both decrease until  $Y_{\text{P}}$  reaches a minimum at  $m_{\chi} \sim 3$  MeV. A “hook” forms in the yield curves where, for smaller  $m_{\chi}$ ,  $Y_{\text{P}}$  increases at nearly fixed D/H until  $m_{\chi} \sim m_e$ . At  $m_{\chi} \sim m_e$ , both abundances begin to evolve rapidly with decreasing  $m_{\chi}$ , with  $Y_{\text{P}}$  increasing while D/H decreases. Finally, for  $m_{\chi} \lesssim 20$  keV, a low- $m_{\chi}$  limit is reached beyond which the BBN yields cease changing.

In Fig. 5, yield curves are also shown for  $\Delta N_{\nu} = -0.5, 0.5, 1.0$ , and 1.5. It can be seen that adding equivalent neutrinos shifts the entire yield curve toward higher  $Y_{\text{P}}$  (and slightly higher D/H) while making only small changes in its shape. In particular, there is always a minimum of  $Y_{\text{P}}$  at  $m_{\chi} \sim 3$  MeV and always rapid evolution of the yields toward very high  $Y_{\text{P}}$  and very low D/H for  $m_{\chi} < m_e$ . Curves are also shown in Fig. 5 for continuously varying  $\Delta N_{\nu}$  at fixed values of  $m_{\chi} = 0, m_e$ , and  $\infty$ . It can be seen that at the CMB-inferred value of  $\Omega_{\text{B}}h^2$ , any  $\Delta N_{\nu}$  outside the range  $0 \leq \Delta N_{\nu} < 1.5$  is disfavored.<sup>5</sup> This conclusion does not change by very much if  $\Omega_{\text{B}}h^2$  is varied, causing

<sup>5</sup> Despite having not restricted our BBN analysis to the physical range  $\Delta N_{\nu} \geq 0$ , in fact, the data disfavor  $\Delta N_{\nu} < 0$ .

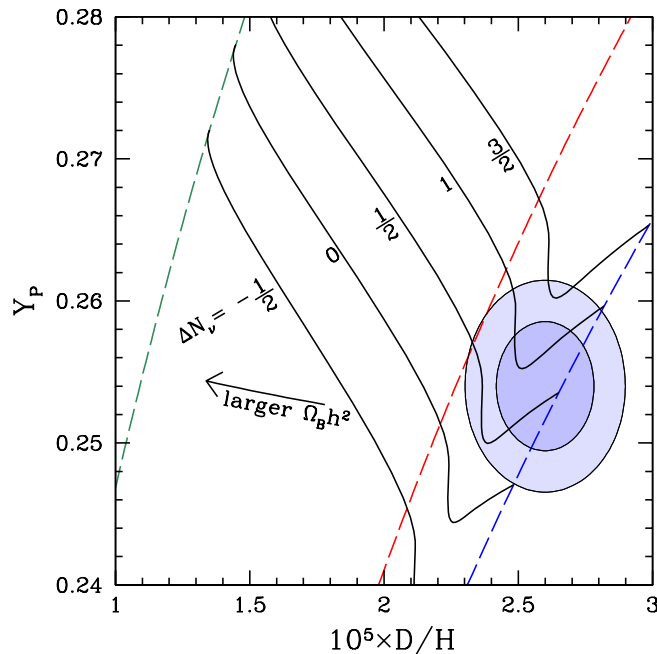


FIG. 5. (Color online) BBN yields of  $D/H$  and  $Y_P$ , computed for Majorana WIMPs at  $\Omega_B h^2 = 0.022$  and several values of  $\Delta N_\nu$ . Values of  $\Delta N_\nu$  are labeled. Along each curve of fixed  $\Delta N_\nu$ ,  $m_\chi$  varies from  $\infty$  at the right end to 10 keV at the left end. The dashed curves show the yields at fixed  $m_\chi$  but varying  $\Delta N_\nu$  with  $m_\chi \rightarrow \infty$  (blue, right side),  $m_\chi = m_e$  (red, middle), and  $m_\chi = 0$  (green, left side). The observational constraints  $Y_P = 0.254 \pm 0.003$  and  $y_D = 2.60 \pm 0.12$  are shown as 68% (darker) and 95% (lighter) joint confidence intervals. The arrow indicates the direction that the BBN yields shift if  $\Omega_B h^2$  is changed.

the locations of the yield curves to shift: the well-known strong dependence of  $D/H$  and weak dependence of  $Y_P$  on  $\Omega_B h^2$  simply move the yield curves left or right, but not very far up or down, as indicated by the arrow in Fig. 5. We return to the effect of decreases in  $\Omega_B h^2$  shortly.

Although the results here are shown for Majorana WIMPs, the story is not very different for WIMPs with different spin statistics. This is demonstrated in Fig. 6, where the yield curves are shown at fixed  $\Delta N_\nu = 0$  and  $\Omega_B h^2$  for the four kinds of WIMPs considered here. All these curves show very much the same shape, with a “hook” at  $m_\chi \sim 3$  MeV and rapid changes for  $m_\chi \lesssim m_e$ . All four curves converge to a single point in the  $D/H$  vs.  $Y_P$  plane, corresponding to  $m_\chi \rightarrow \infty$  or SBBN. It is evident from this figure that the BBN constraints on a light WIMP do depend on its spin: *e.g.*, a  $g_\chi = 1$  boson has a smaller effect than a Dirac fermion of the same mass. For the remainder of this paper the results in the figures are shown for a Majorana WIMP. The detailed quantitative results for all WIMP types are found in Table I. As shown below, it is only the constraints on  $m_\chi$  that are significantly affected by the nature of the WIMP.

With two abundances (D and  ${}^4\text{He}$ ) and three parameters ( $\Omega_B h^2$ ,  $\Delta N_\nu$ , and  $m_\chi$ ), the model parameters are not uniquely determined by BBN. For every choice of  $m_\chi$ , there is a pair of  $\{\Omega_B h^2, \Delta N_\nu\}$  values that yield, precisely, the adopted abundances of D and  ${}^4\text{He}$ . These fitted parameter values are shown as the solid curves in Figs. 7 and 8, with  $m_\chi$  varying along the curves. Recall that  $N_{\text{eff}}^0$  is determined by  $m_\chi$ , so that values of  $m_\chi$  and  $\Delta N_\nu$  fix the corresponding value of  $N_{\text{eff}}$ . In the following,  $\Delta N_\nu$  is sometimes treated as a model parameter, and sometimes it is  $N_{\text{eff}}$ ; once  $m_\chi$  is specified, either of these neutrino-counting parameters determines the other. However, since it is possible that the largest value of  $\Delta N_\nu$  and the largest value of  $N_{\text{eff}}$  allowed by the data can occur at different values of  $m_\chi$ , limits on the two parameters are not directly interchangeable without more information. (The reader is reminded that by our definition,  $N_{\text{eff}}$  specifies the post-BBN radiation density, which is measured by CMB observations.)

The reader’s attention is called to the strong resemblance between the  $\Delta N_\nu$  vs.  $m_\chi$  best-fit curve of the left-hand panel of Fig. 7 and the  $Y_P$  vs.  $m_\chi$  curves of Fig. 4. This shows that the addition of a light WIMP with specified mass does not substantially change the roles of  $D/H$  and  $Y_P$  in constraining effective neutrinos: if there are only these two abundances and BBN is used to solve simultaneously for  $\eta$  and  $\Delta N_\nu$ ,  $D/H$  mainly constrains  $\eta$  while  $Y_P$  mainly constrains  $\Delta N_\nu$ .

The results of constraining these parameters with the BBN abundances alone are shown in Figs. 7 and 8 and in Table I, where the best fit and 68% and 95% ranges of  $\Delta N_\nu$ ,  $N_{\text{eff}}$ , and  $\Omega_B h^2$  are shown as functions of the WIMP

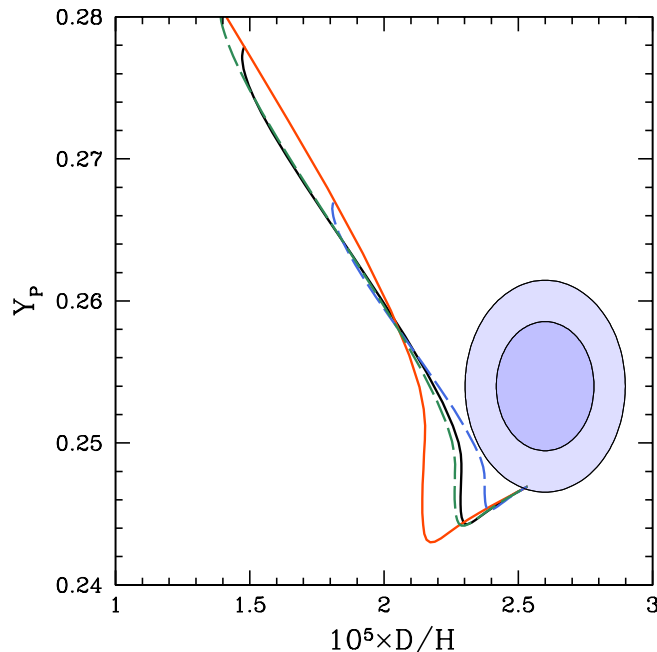


FIG. 6. (Color online) Yield curves for  $Y_P$  and  $y_{DP}$  as a function of  $m_\chi$  at constant  $\Delta N_\nu = 0$  and  $\Omega_B h^2$ , for the four kinds of WIMPs considered here: real and complex bosons ( $g_\chi = 1, 2$ ), and Majorana and Dirac fermions ( $g_\chi = 2, 4$ ); colors are as in Fig. 4, so that at  $Y_P = 0.25$ , the curves are from left to right Dirac fermion, complex scalar, Majorana fermion, real scalar. It can be seen that while the overall scale of the deviations from SBBN (where the curves end at the right) depends on the nature of the WIMP, the general shape of the curves – particularly the hook at  $m_\chi \sim 3$  MeV and the rapid change at  $m_\chi \lesssim m_e$  – does not.

mass and are compared to the independent CMB constraints. The contours in these figures show frequentist limits, corresponding to the ellipses in Fig. 5. The “projected” one-dimensional intervals given in Table I are profile likelihoods [33, 49], treating all parameters but one as nuisance parameters.

It is clear from Fig. 7 that BBN alone provides no constraint on the WIMP mass without further information. In fact, there is further information, without having to resort to the CMB: it is known that there are three SM neutrino species, and it is known from their mixing angles that they were well mixed and had a single temperature both prior to and after decoupling of the electron neutrinos from the plasma [19, 25, 26]. It is therefore reasonable to assume that  $\Delta N_\nu \geq 0$ . From the left-hand panel of Fig. 7 and from Table I, it is clear that this constraint leads to a lower bound on  $m_\chi$ . The strength of the lower bound depends on the nature of the WIMP, as indicated in Fig. 9. At 95% (one-sided) confidence, a single-component scalar WIMP must have  $m_\chi > 150$  keV; a Dirac WIMP must have  $m_\chi > 420$  keV. The lower limits for two-component scalars and Majorana WIMPs fall between these two values. However, it should be noted that at  $\Delta N_\nu = 0$ , the best fit to BBN with light WIMPs allowed corresponds to  $N_{\text{eff}}$  in serious conflict with CMB measurements. This is shown in the first line of Table I for each WIMP type.

Limits can also be set on  $\Omega_B h^2$  purely from BBN in the context of this model. Figure 7 shows how this is possible. At  $m_\chi \gtrsim 20$  MeV, the WIMP no longer has any effect on BBN or  $N_{\text{eff}}$ , and the familiar model of BBN plus equivalent neutrinos appears as the limiting case at the high- $\Omega_B h^2$  side of the graph. The upper limit to  $\Omega_B h^2$  provided by BBN abundances in a model with no WIMPs is then the upper limit to  $\Omega_B h^2$  in the model with a light WIMP. Lower values of  $\Omega_B h^2$  can be achieved by lowering  $m_\chi$ , but eventually, the requirement that  $\Delta N_\nu \geq 0$  limits how far we can go in this direction. As a result,

$$0.018 < \Omega_B h^2 < 0.024 \quad (95\% \text{ C.L.}). \quad (8)$$

The lower limit is nearly independent of the nature of the WIMP (real or complex scalar, Majorana or Dirac fermion), as can be understood by comparing the left and middle panels of Fig. 9. There is an analogous BBN-only upper limit to  $\Delta N_\nu$ , corresponding to the highest value of  $\Delta N_\nu$  at which the curves shown in Figs. 5 and 6 intersect the observations at any value of  $\Omega_B h^2$ .  $\Delta N_\nu$  values higher than this maximum produce too much  ${}^4\text{He}$  under all circumstances. As expected, the upper limit on  $\Delta N_\nu$  depends on the nature of the WIMP, ranging from  $(\Delta N_\nu)_{\text{max}} \lesssim 1.3$  (real scalars) to  $(\Delta N_\nu)_{\text{max}} \lesssim 1.8$  (Dirac fermions) at 95% C.L. (two sided).

TABLE I. Constraints on the model parameters are shown. The BBN D and  ${}^4\text{He}$  abundances are always included and additional constraints are allowed to vary. The 68% confidence limits are shown first, then the 95% confidence ranges. Lower limits on  $m_\chi$  are always 95% one sided. When there is a unique best fit but only a lower limit for  $m_\chi$ , the best fit is given in parentheses. The input  $\Omega_B h^2$  and  $N_{\text{eff}}$  constraints are always from the Planck  $\Lambda\text{CDM} + N_{\text{eff}}$  fit including BAO [Eq. (75) of Ref. [22]], except where  $Y_P$  is also given. In this case, the constraints are from the Planck  $\Lambda\text{CDM} + N_{\text{eff}} + Y_P$  fit including BAO [Eq. (90) of Ref. [22]], so that there is an additional constraint on  $Y_P$  (beyond that from the direct observations). The correlations between Planck parameters have been included as described in the text. Where more significant figures are given than are merited by the error intervals, they are intended to keep the columns aligned and to show the effects of changing models or input data.

Constraints	$100\Omega_B h^2$	$N_{\text{eff}}$	$\Delta N_\nu$	$m_\chi(\text{MeV})$
Real scalar WIMP				
BBN only, $\Delta N_\nu = 0$	$1.97 \pm 0.10(0.19)$	2.41	...	$0.26^{+0.09(0.30)}_{-0.07(0.12)}$
BBN only, $\Delta N_\nu \geq 0$ , 68%	(1.87,2.34)	(2.41,3.78)	(0.0, 1.00)	$> 0.15$
95%	(1.78,2.42)	(2.41,4.02)	(0.0, 1.27)	$> 0.15$
BBN + CMB+BAO ( $\eta$ )	$2.23 \pm 0.03(0.06)$	$3.31^{+0.39(0.62)}_{-0.50(0.76)}$	$0.66^{+0.34(0.60)}_{-0.18(0.48)}$	$> 0.39$ (5.4)
BBN + CMB+BAO ( $N_{\text{eff}}$ )	$2.23 \pm 0.08^{(+0.16)}_{(-0.15)}$	$3.30 \pm 0.27^{(+0.47)}_{(-0.54)}$	$0.67^{+0.33(0.56)}_{-0.36(0.56)}$	$> 0.43$ (5.2)
BBN + CMB+BAO ( $\eta, N_{\text{eff}}$ )	$2.23 \pm 0.03(0.06)$	$3.30 \pm 0.26^{(+0.46)}_{(-0.51)}$	$0.67^{+0.33(0.55)}_{-0.33(0.55)}$	$> 0.48$ (5.2)
BBN + CMB+BAO ( $\eta, N_{\text{eff}}, Y_P$ )	$2.23 \pm 0.03(0.06)$	$3.28^{+0.33(0.54)}_{-0.35(0.61)}$	$0.69^{+0.31(0.54)}_{-0.38(0.58)}$	$> 0.42$ (4.7)
Majorana WIMP				
BBN only, $\Delta N_\nu = 0$	$1.96 \pm 0.09^{(+0.18)}_{(-0.17)}$	2.09	...	$0.38^{+0.10(0.37)}_{-0.06(0.11)}$
BBN only, $\Delta N_\nu \geq 0$ , 68%	(1.88,2.34)	(2.08,3.78)	(0.0, 1.19)	$> 0.28$
95%	(1.79,2.42)	(2.08,4.02)	(0.0, 1.48)	$> 0.28$
BBN + CMB+BAO ( $\eta$ )	$2.23 \pm 0.03(0.06)$	$3.32^{+0.39(0.62)}_{-0.54(0.98)}$	$0.64^{+0.52(0.84)}_{-0.34(0.55)}$	$> 0.62$ (8.1)
BBN + CMB+BAO ( $N_{\text{eff}}$ )	$2.23 \pm 0.08^{(+0.16)}_{(-0.15)}$	$3.30 \pm 0.27^{(+0.47)}_{(-0.54)}$	$0.65^{+0.46(0.83)}_{-0.35(0.55)}$	$> 1.66$ (7.9)
BBN + CMB+BAO ( $\eta, N_{\text{eff}}$ )	$2.23 \pm 0.03(0.06)$	$3.30 \pm 0.26^{(+0.46)}_{(-0.52)}$	$0.65^{+0.46(0.83)}_{-0.35(0.54)}$	$> 1.73$ (7.9)
BBN + CMB+BAO ( $\eta, N_{\text{eff}}, Y_P$ )	$2.23 \pm 0.03(0.06)$	$3.28^{+0.33(0.54)}_{-0.34(0.68)}$	$0.67^{+0.49(0.80)}_{-0.37(0.56)}$	$> 1.08$ (7.5)
Complex scalar WIMP				
BBN only, $\Delta N_\nu = 0$	$1.95^{+0.08(0.16)}_{-0.09(0.16)}$	2.00	...	$0.39^{+0.10(0.35)}_{-0.06(0.11)}$
BBN only, $\Delta N_\nu \geq 0$ , 68%	(1.87,2.34)	(1.99,3.78)	(0.0, 1.22)	$> 0.29$
95%	(1.78,2.42)	(1.99,4.02)	(0.0, 1.51)	$> 0.29$
BBN + CMB+BAO ( $\eta$ )	$2.23 \pm 0.03(0.06)$	$3.32^{+0.39(0.62)}_{-0.54(1.00)}$	$0.64^{+0.54(0.87)}_{-0.34(0.55)}$	$> 0.72$ (8.1)
BBN + CMB+BAO ( $N_{\text{eff}}$ )	$2.23 \pm 0.08^{(+0.16)}_{(-0.15)}$	$3.30 \pm 0.27^{(+0.47)}_{(-0.54)}$	$0.65^{+0.46(0.86)}_{-0.35(0.55)}$	$> 1.94$ (7.9)
BBN + CMB+BAO ( $\eta, N_{\text{eff}}$ )	$2.23 \pm 0.03(0.06)$	$3.30 \pm 0.26^{(+0.46)}_{(-0.52)}$	$0.65^{+0.46(0.86)}_{-0.35(0.54)}$	$> 2.01$ (7.9)
BBN + CMB+BAO ( $\eta, N_{\text{eff}}, Y_P$ )	$2.23 \pm 0.03(0.06)$	$3.28^{+0.33(0.54)}_{-0.34(0.68)}$	$0.67^{+0.50(0.84)}_{-0.37(0.56)}$	$> 1.32$ (7.5)
Dirac WIMP				
BBN only, $\Delta N_\nu = 0$	$1.94 \pm 0.07^{(+0.14)}_{(-0.15)}$	1.57	...	$0.54^{+0.15(0.50)}_{-0.08(0.13)}$
BBN only, $\Delta N_\nu \geq 0$ , 68%	(1.87,2.34)	(1.56,3.78)	(0.0, 1.54)	$> 0.42$
95%	(1.79,2.42)	(1.56,4.02)	(0.0, 1.82)	$> 0.42$
BBN + CMB+BAO ( $\eta$ )	$2.23 \pm 0.03(0.06)$	$3.32^{+0.39(0.61)}_{-0.54(1.04)}$	$0.63^{+0.56(1.18)}_{-0.33(0.54)}$	$> 2.36$ (10.5)
BBN + CMB+BAO ( $N_{\text{eff}}$ )	$2.23 \pm 0.08^{(+0.16)}_{(-0.15)}$	$3.30 \pm 0.27^{(+0.47)}_{(-0.54)}$	$0.64^{+0.42(0.98)}_{-0.34(0.54)}$	$> 4.84$ (10.2)
BBN + CMB+BAO ( $\eta, N_{\text{eff}}$ )	$2.23 \pm 0.03(0.06)$	$3.30 \pm 0.26^{(+0.46)}_{(-0.52)}$	$0.64^{+0.42(0.97)}_{-0.34(0.53)}$	$> 4.95$ (10.2)
BBN + CMB+BAO ( $\eta, N_{\text{eff}}, Y_P$ )	$2.23 \pm 0.03(0.06)$	$3.27 \pm 0.34^{(+0.55)}_{(-0.68)}$	$0.66^{+0.47(1.09)}_{-0.36(0.56)}$	$> 3.70$ (10.2)

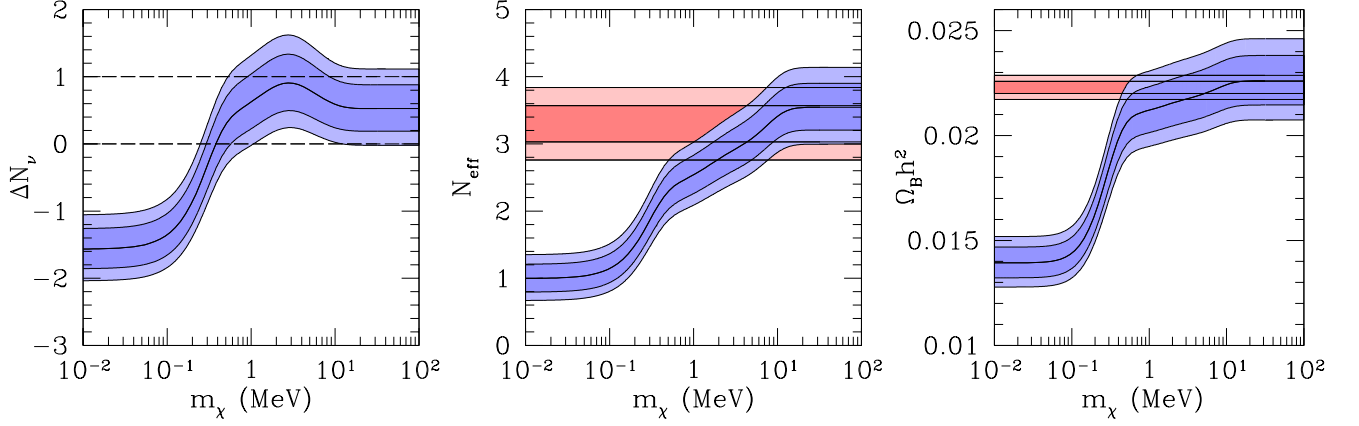


FIG. 7. (Color online) The various panels show  $\Delta N_\nu$  (left panel),  $N_{\text{eff}}$  (middle panel), and  $\Omega_B h^2$  (right panel) as functions of the WIMP mass. Darker and lighter blue (curved) contours show the 68% and 95% confidence-level regions of the joint likelihoods for each pair of parameters, using as constraints only  $D/H$  and  $Y_P$ . The thick dark curve running through the middle of these regions shows the best fit at each specified  $m_\chi$  value from 10 keV to 100 MeV. In the left-hand panel the dashed lines show  $\Delta N_\nu = 0$  and 1 as guides to the eye. Underlain in pink horizontal bands in the middle and right panels are the 68% and 95% joint confidence-level regions corresponding to the  $\Lambda\text{CDM} + N_{\text{eff}}$  fit from the Planck Collaboration, including both CMB and BAO data [22], as discussed in the text.

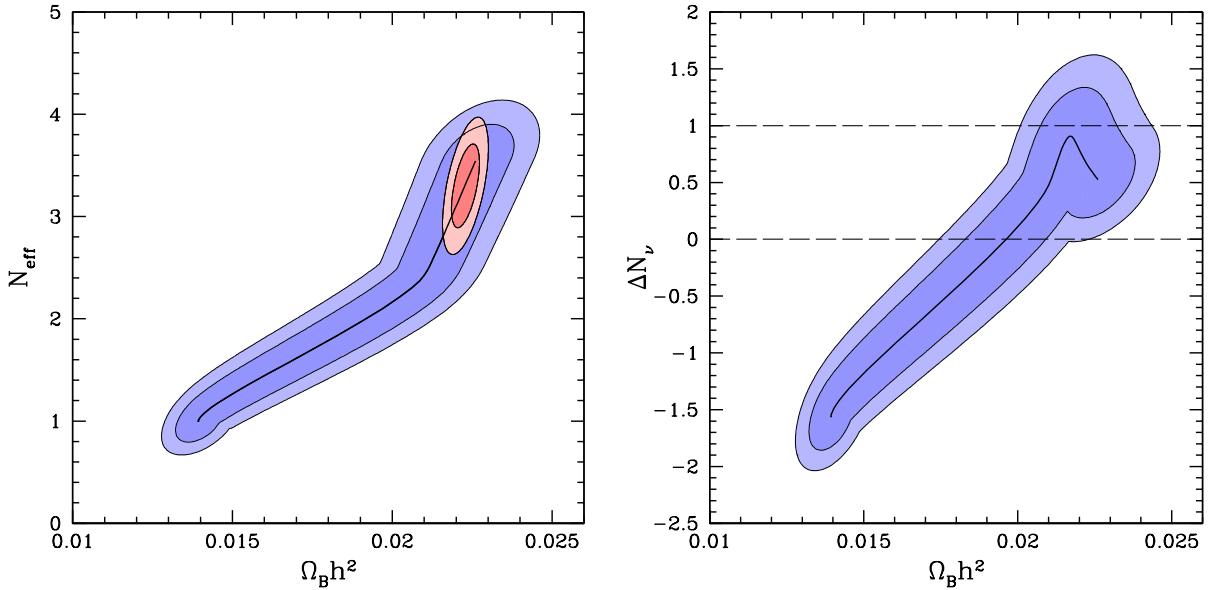


FIG. 8. (Color online) The left-hand panel shows the 68% and 95% contours for the BBN constraints in the  $\Delta N_\nu - \Omega_B h^2$  plane that follow from Fig. 7. The heavy curve is for perfect agreement with the adopted  $D$  and  ${}^4\text{He}$  abundances. The right-hand panel shows the corresponding  $N_{\text{eff}} - \Omega_B h^2$  contours (and best BBN fit), again with guides to the eye at  $\Delta N_\nu = 0$  and 1. Also shown, as pink ellipses, in the left-hand panel are the independent 68% and 95% CMB+BAO contours.

Figure 7 also shows, for comparison with the BBN constraints, the recently inferred values of  $\Omega_B h^2$  and  $N_{\text{eff}}$  from the CMB and baryon acoustic oscillation (BAO) data [Eq. (75) of Ref. [22]].<sup>6</sup> Since these non-BBN constraints have

<sup>6</sup> This is from a fit to the six  $\Lambda\text{CDM}$  parameters plus  $N_{\text{eff}}$  and is for the fit and data combination denoted: `base_nnu_planck_lowl_lowLike_highL_BAO`. The constraint on  $\Omega_B h^2$  and its correlation with  $N_{\text{eff}}$  were taken from files published online in the Planck Legacy Archive [50]. This fit is not, strictly speaking, compatible with the light-WIMP scenario, because the BBN relation among  $\Omega_B h^2$ ,  $N_{\text{eff}}$ , and  $Y_P$  with no light WIMP was used to fix the composition of the baryon-photon fluid. However, the sensitivity of the CMB fits to  $Y_P$  is weak (see below).

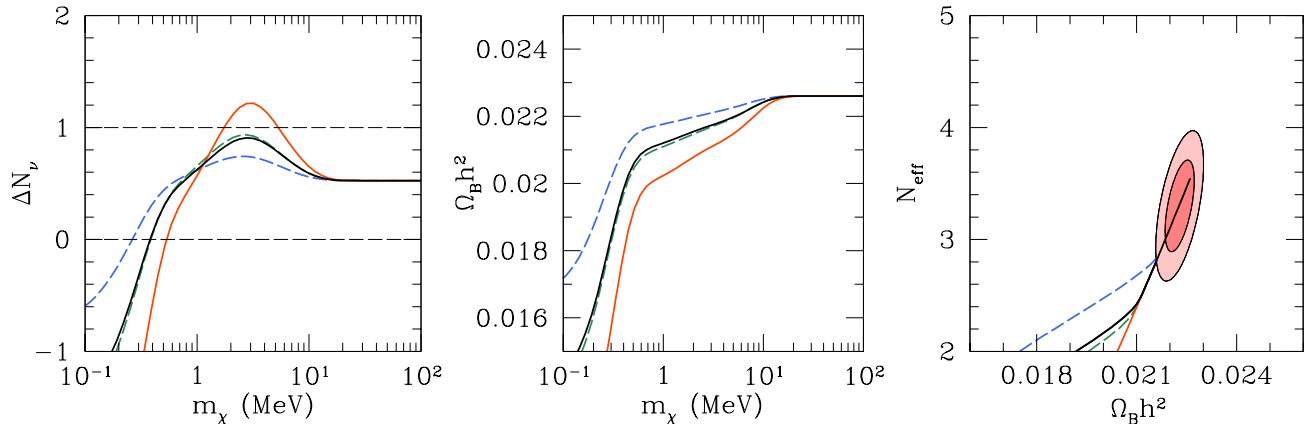


FIG. 9. (Color online) Best-fit curves showing exact fits to the BBN data for the four types of WIMPs considered here, with color and line types as in Figs. 1 and 4 and appearing in the same order. In the left and middle panels, these fits are shown as curves of  $\Delta N_\nu$  and  $\Omega_B h^2$  as functions of the WIMP mass. The right-hand panel shows the corresponding relations between  $N_{\text{eff}}$  and  $\Omega_B h^2$ , along with 68% and 95% contours from the Planck CMB+BAO fit [22].

only limited overlap with the BBN bounds on the model parameters, combining them with the BBN data will produce tighter constraints than from either data set alone. In particular, the lower bound to the WIMP mass found above can be increased by a few tenths of an MeV. This BBN + CMB combination is explored next, in Sec. IV.

#### IV. BBN AND CMB CONSTRAINTS ON $m_\chi$ , $N_{\text{eff}}$ , $\Delta N_\nu$ , AND $\Omega_B h^2$

##### A. Simultaneous light WIMPs and equivalent neutrinos

Neither BBN nor the CMB, alone, can constrain the mass of a light WIMP unless some additional assumption is made about  $\Delta N_\nu$  (e.g.,  $\Delta N_\nu \geq 0$ ), and even then the constraint is rather weak. Indeed, the CMB data for  $N_{\text{eff}}$  and  $\Omega_B h^2$  are agnostic to the presence of a light WIMP. It was seen above that in addition to the dependence of the BBN yields on the baryon density,  $\Omega_B h^2$ , and on the number of equivalent neutrinos,  $\Delta N_\nu$ , they also depend on  $m_\chi$ . This ensures that a comparison of the BBN-predicted yields with the observationally inferred primordial abundances for only two nuclides, D and  $^4\text{He}$ , is insufficient to constrain all three parameters. Indeed, as seen in Figs. 7 and 8, for every choice of  $m_\chi$ , a combination of  $\{\Omega_B h^2, \Delta N_\nu\}$  (or, of  $\{\Omega_B h^2, N_{\text{eff}}\}$ ) can be found so that the BBN yields agree, exactly, with the adopted values of  $Y_{\text{P}}$  and  $y_{\text{DP}}$ . By combining the WIMP-mass-dependent ranges of  $N_{\text{eff}}$  and  $\Omega_B h^2$  allowed by BBN with the WIMP-mass-independent ranges identified by the CMB, the WIMP mass can be constrained and the joint BBN + CMB best-fit values identified, along with their 68% and 95% ranges. In Fig. 10, the BBN + CMB-allowed regions for  $m_\chi$  with  $N_{\text{eff}}$ ,  $\Delta N_\nu$ , and  $\Omega_B h^2$  are shown for the case of a Majorana WIMP. The numerical results for Majorana and Dirac WIMPs and for real and complex scalar WIMPs are given in Table I. The results in the graphs and in most of the table are based on the Planck Collaboration fit of CMB+BAO data to the six  $\Lambda\text{CDM}$  parameters plus  $N_{\text{eff}}$  [22, 50]. This Planck fit provides relatively tight constraints based on consistent data.

It is found here that the 95% confidence lower bounds to the WIMP mass range from  $m_\chi \gtrsim 0.5$  MeV for self-conjugate scalars to  $m_\chi \gtrsim 5$  MeV for Dirac fermions. Although the absence of a light WIMP ( $m_\chi \gtrsim 20$  MeV) is consistent with the BBN and CMB data well within the 68% confidence interval, the combined BBN + CMB data do have a slight preference for a light WIMP with a mass of  $m_\chi \sim 5 - 10$  MeV, depending on the nature of the WIMP. In all cases,  $N_{\text{eff}} \approx 3.3 \pm 0.3$  ( $1\sigma$ ) and  $\eta_{10} \approx 6.1 \pm 0.1$ , corresponding to  $\Omega_B h^2 \approx 0.022$ . As our analysis shows, the tight and robust CMB constraint on  $\Omega_B h^2$  dominates that from the deuterium abundance, while the precise, new  $^4\text{He}$  abundance determination [45] ensures that for constraining  $N_{\text{eff}}$  ( $\Delta N_\nu$ ), BBN and the CMB are competitive.

With or without a light WIMP, the combined BBN and CMB data have a preference (at  $\sim 95\%$  confidence) for  $\Delta N_\nu > 0$  (see Figs. 10 and 11 and Table I), suggesting the presence of dark radiation. However, without a light WIMP, a sterile neutrino with  $\Delta N_\nu = 1$  is disfavored (at  $\sim 99\%$  confidence). These results are driven by the primordial helium abundance adopted in our analysis, both its central value and its relatively small uncertainty [45]. Note that the error adopted for the observationally inferred value of  $Y_{\text{P}}$  ensures that the errors for  $\Delta N_\nu$  (or  $N_{\text{eff}}$ ) from BBN and the CMB are comparable ( $\sim 0.2 - 0.3$ ). Further reduction in the CMB error on  $N_{\text{eff}}$ , anticipated from the



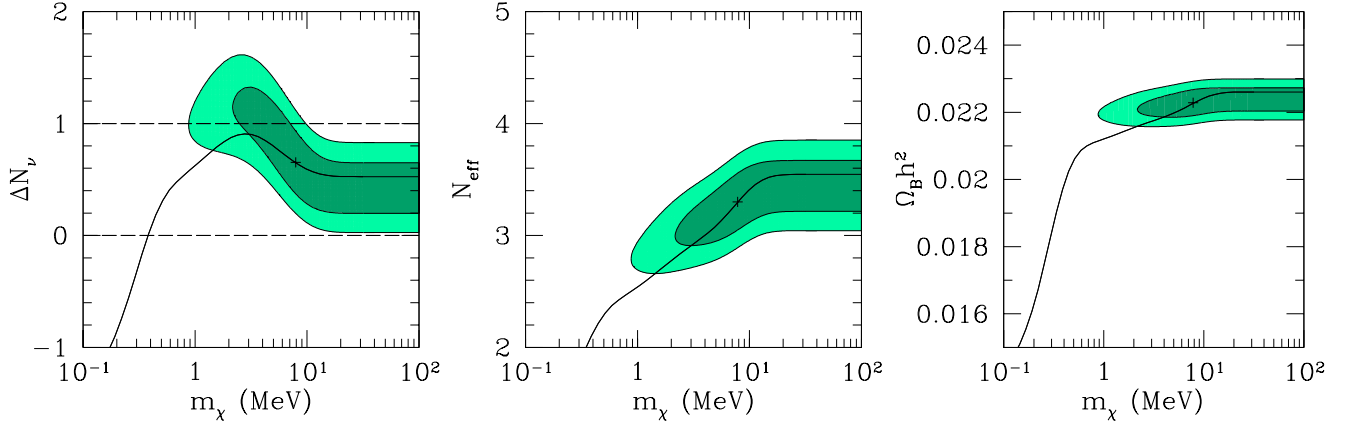


FIG. 10. (Color online) The 68% and 95% contours, darker and lighter green respectively, from the joint BBN + CMB fits. In the left panel, the  $\Delta N_\nu - m_\chi$  contours are shown, along with the exact BBN fit curve. Also shown in the left panel (dashed lines), as guides to the eye, are  $\Delta N_\nu = 0$  and 1. The middle panel shows the corresponding contours for  $N_{\text{eff}}$  vs.  $m_\chi$ , along with the corresponding exact BBN fit curve. The right-hand panel shows the joint contours in the  $N_{\text{eff}} - \Omega_B h^2$  plane, along with the corresponding exact BBN fit curve. The cross in each figure indicates the best-fit model.

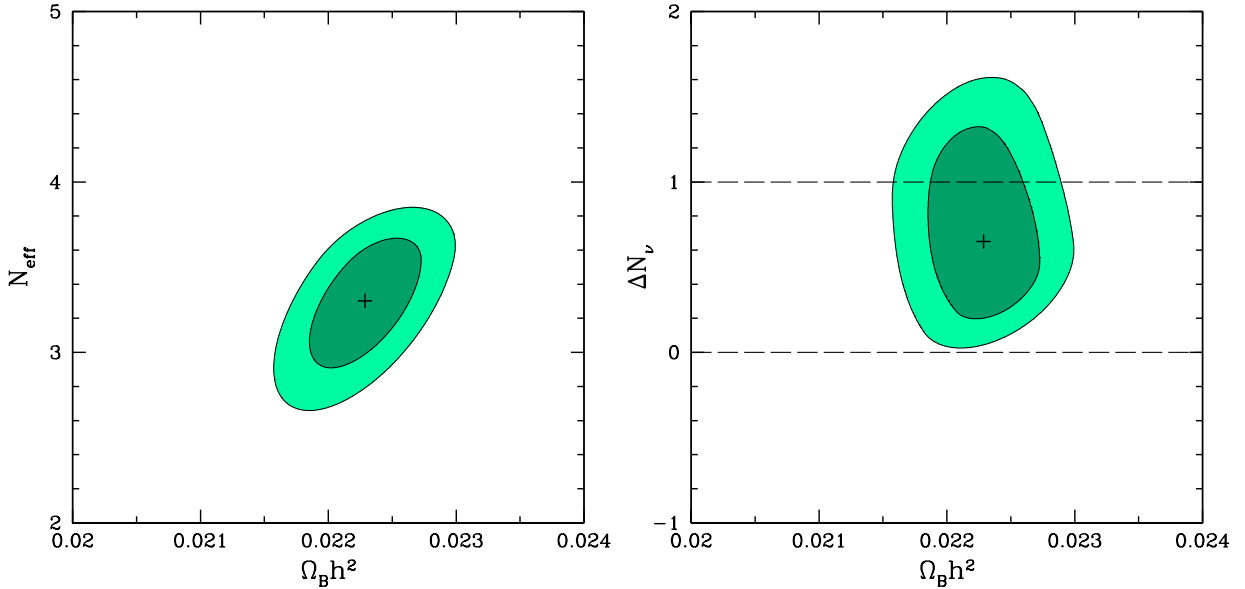


FIG. 11. (Color online) The joint BBN+CMB 68% and 95% contours in the  $N_{\text{eff}} - \Omega_B h^2$  plane (left panel) and in the  $\Delta N_\nu - \Omega_B h^2$  plane (right panel) for a Majorana WIMP. The cross in each panel is at the best-fit point, corresponding to  $m_\chi = 7.9$  MeV.

Planck polarization data [52], will have the potential to support (or weaken) these parameter constraints, depending on whether or not the central value for  $N_{\text{eff}}$  from the CMB changes.

In the context of a light-WIMP model, the BBN and CMB data adopted here are remarkably consistent. The important results in Table I are those for BBN only (lines 1–3 for each WIMP type) and for BBN data combined with the CMB+BAO fit to the  $\Lambda$ CDM parameters plus  $N_{\text{eff}}$  (line 6). Three more cases are included in the table in order to examine separately the roles of the CMB+BAO constraints on  $\Omega_B h^2$  and on  $N_{\text{eff}}$ . In lines 4 and 5 for each WIMP type, are shown combinations of CMB+BAO constraints with BBN data, first with the CMB+BAO constraint on  $N_{\text{eff}}$  removed and then with the constraint on  $\Omega_B h^2$  removed. In both cases, the remaining parameter is chosen to have its value from the  $\Lambda$ CDM+ $N_{\text{eff}}$  fit; these are intended to reveal the role of the omitted parameter, not to represent a realistic fit. What is seen is that if the  $N_{\text{eff}}$  constraint is removed (line 4), the  $\Omega_B h^2$  constraint suffices to

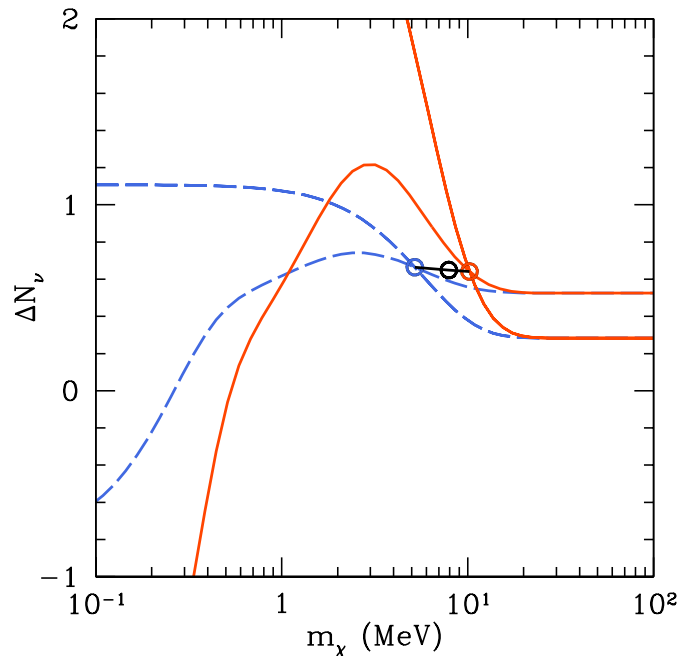


FIG. 12. (Color online) Demonstration of the relatively weak dependence of the best-fit  $\Delta N_\nu$  values on the WIMP type. The dashed blue curves show the best fits of a real scalar WIMP to BBN and to CMB data separately (cf. Figs. 2 and 9). The best (and coincidentally exact) simultaneous fit to BBN and CMB data for a real scalar light WIMP lies at the intersection of these curves, which is circled. The two analogous curves for a Dirac light WIMP are also shown (solid orange), with their intersection point circled. Fit curves are not shown for other WIMP types, but the joint-fit points for those curves (Majorana and complex scalar) are also circled (and indistinguishable at this scale). The nearly horizontal straight lines joining the simultaneous-fit points show the near invariance of the best fit for  $\Delta N_\nu$ , also evident in Table I.

keep the combined fit centered on the CMB+BAO value of  $N_{\text{eff}}$ . Similarly, if the  $\Omega_B h^2$  constraint is removed (line 5), the  $N_{\text{eff}}$  constraint suffices to keep the combined fit centered on the CMB+BAO value of  $\Omega_B h^2$  (though with a larger allowed interval). The consistency may be seen in two other ways: 1) the best-fit point of the combined fit (the “+” in Figs. 10-11) lies on the BBN-only best-fit curve; or 2)  $\chi^2 \ll 1$  at the best fit.<sup>7</sup>

The invariance of the fitted parameters with WIMP type is remarkable. It is less surprising for  $\Omega_B h^2$  than for other parameters, since this parameter is constrained very directly by the CMB data and by  $y_{\text{DP}}$ . Likewise,  $N_{\text{eff}}$  is connected directly to physics in the CMB and (for the relatively large best-fit  $m_\chi$ ) at late times in BBN. But why is it that in simultaneous fitting,  $m_\chi$  seems to be chosen in each case to give very nearly the same  $\Delta N_\nu$ ? Exact fits to CMB+BAO and to BBN are shown as functions of  $m_\chi$  in Fig. 12 for two types of WIMPs. The crossings of the BBN and CBM+BAO curves always occur very close to  $\Delta N_\nu = 0.65$ , regardless of the type of light WIMP.

Another invariance of the light-WIMP model with respect to WIMP type occurs in the yields of  ${}^3\text{He}$  and  ${}^7\text{Li}$ . This has already been commented upon above. In fitting BBN models to data without further constraints,  $y_{\text{DP}}$  mainly determines  $\Omega_B h^2$ . When a CMB constraint on  $\Omega_B h^2$  is added,  $y_{\text{DP}}$  constrains expansion time scales late in BBN. (In fact, the  $\Omega_B h^2$  constraint from  $y_{\text{DP}}$  traces back to nuclear time scales late in BBN [53].) With conditions late in BBN constrained by deuterium and the CMB, even an extended model with light WIMPs and equivalent neutrinos has little room for variation of  ${}^3\text{He}$  or  ${}^7\text{Li}$  away from whatever abundances occur where SBBN agrees with  $y_{\text{DP}}$ . This is shown in Fig. 13 where, in fact, there would be an even narrower band of predicted  ${}^7\text{Li}/\text{H}$  were it not for the nuclear uncertainty on the  ${}^7\text{Li}$  yield. With  $\Omega_B h^2$  fixed by the CMB and conditions during the final nuclear-burning phase of BBN fixed by the deuterium observations, the lithium abundance is nearly uniquely determined. The pinning of conditions late in BBN on  $y_{\text{DP}}$  has the consequence that in a model that differs from SBBN mainly in time scales, the well-known “BBN lithium problem” persists. We find  $A(\text{Li}) \equiv 12 + \log_{10}(\text{Li}/\text{H}) = 2.73 \pm 0.04$ , very nearly the same as in SBBN and essentially independent of the type of light WIMP. BBN and the CMB with light WIMPs in fact

<sup>7</sup> Relatively late in the preparation of this work we learned of a new observational determination of  $y_{\text{DP}}$  [51] whose central value is consistent with the value adopted here but whose error is smaller by a factor of three. If this D abundance were adopted it would slightly increase the preferred value of  $\Omega_B h^2$  (by  $\sim 0.0003$ ) and reduce the favored value of  $\Delta N_\nu$  (by  $\sim 0.01$ ), introducing some tension between BBN and the CMB which, nonetheless, would remain consistent within 68% confidence. These small shifts are well within the BBN and CMB errors (and, even within the round off errors).

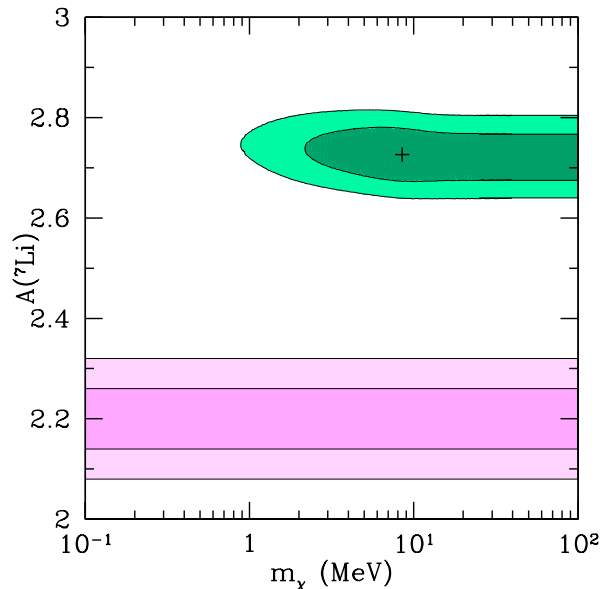


FIG. 13. (Color online) Joint BBN and CMB+BAO constraints at 68% and 95% confidence on a Majorana light WIMP from Figs. 10 and 11, shown in terms of lithium yields and  $m_\chi$ , with nuclear errors on BBN yields included and with  $A(\text{Li}) \equiv 12 + \log(\text{Li}/\text{H})$  (curved green contours). The “+” corresponds to the best-fit point shown in Figs. 10 and 11. The width in the Li/H direction is dominated by the nuclear uncertainty on the BBN lithium yield. The straight horizontal bands show 68% and 95% confidence intervals from observations of lithium in low-metallicity stars presented in Ref. [48], demonstrating that the light-WIMP scenario cannot alleviate the well-known “BBN lithium problem.”

favor a very slightly higher  $A(\text{Li})$  with a very slightly higher upper limit than in SBBN. With equivalent neutrinos but not a light WIMP, the simultaneous fit of  $Y_{\text{P}}$ ,  $y_{\text{DP}}$ , and the CMB gives  $A(\text{Li}) = 2.72 \pm 0.03$ .

Since the helium abundance affects the composition of the oscillating fluid [54], the acoustic oscillations probed by the CMB, and particularly their damping at small wavelengths, depend on  $Y_{\text{P}}$ . This circumstance forces some value of  $Y_{\text{P}}$  to be assumed in any analysis of the CMB data. The usual assumption made in recent years is that  $Y_{\text{P}}$  depends on  $\Omega_{\text{B}}h^2$  as predicted by SBBN, or on  $\Omega_{\text{B}}h^2$  and  $N_{\text{eff}}$  jointly with  $N_{\text{eff}} = 3.05 + \Delta N_\nu$  and no light WIMP. Even in the standard,  $\Delta N_\nu = 0$ ,  $m_\chi \rightarrow \infty$  model, this introduces some small inconsistencies with the analysis here. For example, the Planck analysis [22] was based on an older recommended value of the neutron lifetime than used here, and on a BBN code with small ( $\Delta Y_{\text{P}} \sim 0.0005$ ) systematic differences from the code used here. Perhaps the most consistent combination of a more elaborate BBN model (like the light-WIMP scenario) with the CMB data would use fits from the Planck Collaboration in which  $Y_{\text{P}}$  is fitted as an independent parameter along with  $N_{\text{eff}}$  and the base  $\Lambda\text{CDM}$  parameters. Indeed, such fits were considered by the Planck Collaboration, *e.g.*, Eq. (90) of Ref. [22]. Using the details of this fit provided at the Planck Web site [50] (including the correlations among  $N_{\text{eff}}$ ,  $Y_{\text{P}}$ , and  $\Omega_{\text{B}}h^2$ ), we repeated our analysis of the joint BBN and CMB+BAO fit. In the Planck fit alone,  $Y_{\text{P}}$  is not significantly constrained, with  $Y_{\text{P}} = 0.260^{+0.034}_{-0.029}$  at a 68% C.L. The best-fit values of  $\Omega_{\text{B}}h^2$  and  $N_{\text{eff}}$  are not changed significantly in the Planck fit from their values when  $Y_{\text{P}}$  was fixed to a BBN relation. However, the current CMB data contain a strong degeneracy between  $Y_{\text{P}}$  and  $N_{\text{eff}}$ , connected to the physics of Silk damping [54]. This degeneracy greatly weakens the constraint on  $N_{\text{eff}}$  once  $Y_{\text{P}}$  is allowed as an additional parameter, so that the 68% limit on the error for  $N_{\text{eff}}$  grows from 0.27 in the  $\Lambda\text{CDM}+N_{\text{eff}}$  fit to  $\sim 0.5$  in the  $\Lambda\text{CDM}+N_{\text{eff}}+Y_{\text{P}}$  fit, without the best-fit value of  $N_{\text{eff}}$  changing significantly. Using the model with fitted  $Y_{\text{P}}$  in the joint BBN and CMB+BAO analysis (line 7 for each WIMP type in Table I) has roughly the same effect as removing the CMB  $N_{\text{eff}}$  from the fitted constraints (line 4). This is because  $\Omega_{\text{B}}h^2$  changes very little among alternate fits of CMB data, while the CMB+BAO values of  $\Omega_{\text{B}}h^2$  and  $N_{\text{eff}}$  constrain the light-WIMP model in similar ways once BBN is included. The very large likelihood interval for  $Y_{\text{P}}$  in the CMB fit (compared with the H II region observations) keeps the correlation of  $Y_{\text{P}}$  with other parameters from being important in the joint fit. The value of  $Y_{\text{P}}$  in the fit including both BBN and CMB+BAO is still essentially that from the H II regions [where  $\sigma(Y_{\text{P}}) = 0.003$ ] because the CMB+BAO constraint on this parameter is so weak. There is very little difference between this case and the Planck  $\Lambda\text{CDM}+N_{\text{eff}}$  fit shown in Figs. 10 and 11.

The Planck Collaboration has also published results of fits with additional parameters. The central value of  $\Omega_{\text{B}}h^2$  in these fits is always within 68% confidence limits of the  $\Lambda\text{CDM}$  value, and degeneracy with the added parameters does not change the bounds on  $\Omega_{\text{B}}h^2$  significantly. Constraints on  $N_{\text{eff}}$  are influenced significantly in two published

TABLE II. Planck Collaboration fits to cosmological parameters and the parameters of Gaussian approximations to them (68% C.L. errors) used in this work. The first of these [Eq. (75) of Ref. [22]] is denoted “base\_nnu\_planck\_lowL\_lowLike\_highL\_BAO” by the Planck Collaboration, and the second [Eq. (90) of Ref. [22]] is denoted “base\_nnu\_yhe\_planck\_lowL\_lowLike\_highL\_post\_BAO.”

Data/Parameters fit	$\Omega_B h^2$	Approx. $\sigma(\Omega_B h^2)$	$N_{\text{eff}}$	Approx. $\sigma(N_{\text{eff}})$
CMB+BAO ( $\eta, N_{\text{eff}}$ )	$0.02229 \pm 0.00029$	0.00029	$3.30 \pm 0.27$	0.27
CMB+BAO ( $\eta, N_{\text{eff}}, Y_P$ )	$0.02233 \pm 0.00031$	0.00031	$3.19^{+0.43}_{-0.54}$	0.54

choices of additional parameters and observational constraints. Adding the sum of neutrino masses as an independent parameter widens the confidence intervals on  $N_{\text{eff}}$ . Introducing the Hubble constant as measured by the Hubble Space Telescope key project into the Planck fits increases the best-fit  $N_{\text{eff}}$  by about 0.3, but it also nearly doubles the error. For the analysis here using the  $\Lambda\text{CDM}+N_{\text{eff}}$  fit,  $N_{\text{eff}}$  has constraints of roughly equal strength from the CMB and from BBN. These alternate CMB fits would thus tip the scale in favor of the BBN constraint in the parts of parameter space where there is tension and increase the errors on our fitted parameters slightly. The Hubble constant constraint improves the agreement between Planck and SBBN, so that slightly higher  $m_\chi$  and lower  $\Delta N_\nu$  would be favored if we considered the corresponding Planck fit (cf. Figs. 8 and 10).

A final note is in order concerning the CMB constraints used. In the analysis here the CMB constraints have been modeled as Gaussian likelihood functions with the correlations among the parameters given by their covariances as found in the Markov-chain Monte Carlo (MCMC) analyses by the Planck Collaboration [22]. Although this Gaussian approximation is not exact, it is useful for the present analysis. The confidence limits presented are frequentist, a choice driven partly to avoid setting priors on  $m_\chi$  when our model reaches an asymptotic limit for all values of  $m_\chi \gtrsim 20$  MeV. In the opinion of the authors, this makes profile likelihoods simpler than a Bayesian analysis by MCMC. The parameters used here as Gaussian approximations to the Planck Collaboration fits are given in Table II. The differences between the Planck MCMC likelihood distributions and the Gaussian approximations are small and are more important for the 95% than for the 68% intervals. Where the original likelihoods were asymmetric, the symmetric approximations were chosen to be more accurate on the low- $N_{\text{eff}}$  side of the distributions, since this side is more interesting for setting limits on  $m_\chi$  (cf. Fig. 7). Planck fits that include the BAO constraint were used, since this constraint appears to be consistent with the CMB data and therefore allows a slightly tighter constraint on parameters than the CMB data alone [22].

## B. BBN and CMB constraints without a light WIMP

Given that the analysis here has used very recently revised abundances for D and  ${}^4\text{He}$ , along with updated nuclear rates for some of the key reactions in the BBN analysis, and the BBN results have been combined with independent data from the CMB, it is interesting to explore the cosmological parameter estimates in the absence of a light WIMP ( $m_\chi \gtrsim 20$  MeV). In this case the BBN-predicted yields depend on only two parameters,  $\Delta N_\nu$  (or,  $N_{\text{eff}} = 3.05 + \Delta N_\nu$  [19]) and the baryon-to-photon ratio,  $\eta_{10}$  (or, the baryon density parameter  $\Omega_B h^2$ ). Two observationally inferred primordial abundances, *e.g.*, of D and  ${}^4\text{He}$ , are sufficient to determine  $\Delta N_\nu$  and  $\eta_{10}$ . For BBN without light WIMPs, it is found that,<sup>8</sup> at 68% C.L.,

$$\eta_{10} = 6.19 \pm 0.21, \quad \Delta N_\nu = 0.51 \pm 0.23, \quad (9)$$

corresponding to  $\Omega_B h^2 = 0.0226 \pm 0.0008$  and  $N_{\text{eff}} = 3.56 \pm 0.23$ . These BBN values are in excellent agreement with the independent determinations from the CMB ( $N_{\text{eff}} = 3.30 \pm 0.27$ ,  $\Omega_B h^2 = 0.0223 \pm 0.0003$ ). These two results are compared in the left panel of Fig. 14, where correlations between fitted parameters are visible.

The right panel of Fig. 14 shows the joint BBN + CMB fit with no light WIMP, which gives  $N_{\text{eff}} = 3.45 \pm 0.17$  ( $\Delta N_\nu = 0.41 \pm 0.17$ ) and  $\eta_{10} = 6.13 \pm 0.07$  ( $\Omega_B h^2 = 0.0224 \pm 0.0003$ ). Recall that for SBBN it is assumed that there are no equivalent neutrinos ( $\Delta N_\nu = 0$ ). It can be seen in Fig. 14 that SBBN just misses consistency with light-element abundances and CMB observations at a bit more than the 95% confidence level, as discussed below. The presence of one sterile neutrino ( $\Delta N_\nu = 1$ ) is even more disfavored, at  $\gtrsim 99\%$  confidence.

<sup>8</sup> BBN calculations with no light WIMP have been carried out by other authors, abandoning the instantaneous decoupling approximation and taking full account of the entropy from  $e^\pm$  annihilation that heats the neutrinos, with neutrino mixing included [17–19, 25, 26]. In this case,  $N_{\text{eff}}^0 = 3.05$ , and  $Y_P$  is increased by 0.0002 compared to the result when all  $e^\pm$  annihilation heating of the neutrinos is ignored [19]. Fitting fixed BBN abundances, this would slightly decrease  $\Delta N_\nu$  and slightly increase  $N_{\text{eff}}$  relative to the  $m_\chi \rightarrow \infty$  limit of the present calculations. The results given in this section include these corrections for incomplete decoupling. These very small differences are well within the statistical errors, as well as simple round off errors: without the correction, the limits are  $\Delta N_\nu = 0.53 \pm 0.23$  and  $N_{\text{eff}} = 3.55 \pm 0.23$  for BBN only and  $N_{\text{eff}} = 3.44 \pm 0.17$  and  $\Delta N_\nu = 0.42 \pm 0.17$  for BBN+CMB.

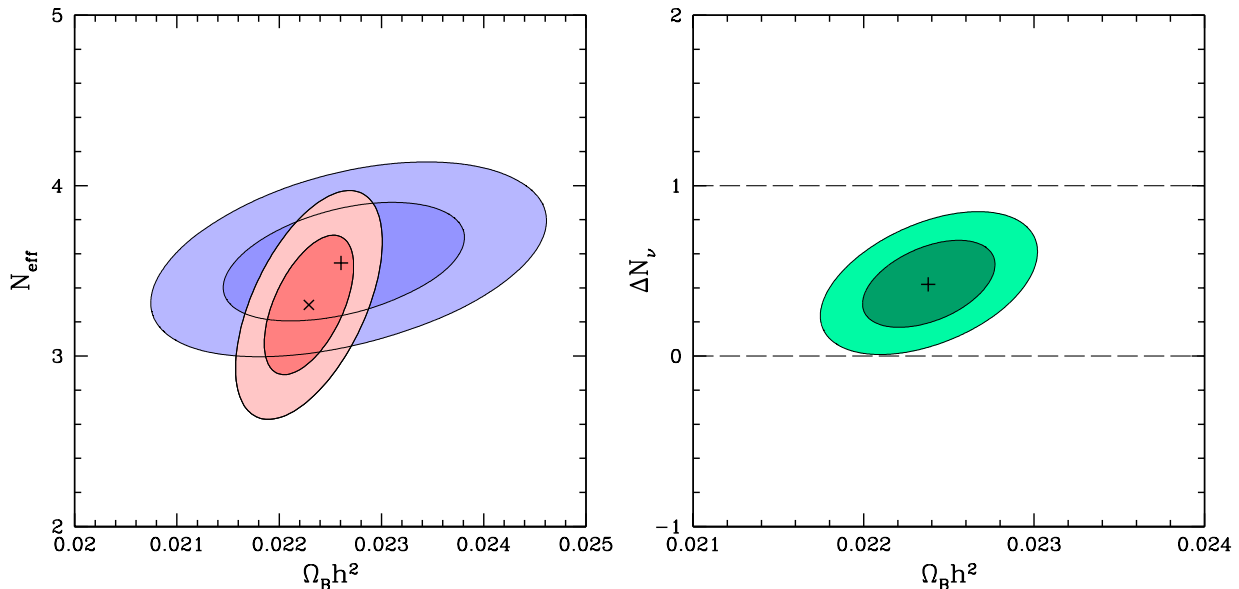


FIG. 14. (Color online). The left panel compares the 68% (darker) and 95% (lighter) contours in the  $N_{\text{eff}} - \Omega_B h^2$  plane derived separately from BBN (blue, higher, and shallowly tilted) and the CMB (pink, lower, and steeply tilted) in the absence of a light WIMP. The “ $\times$ ” symbol marks the best-fit CMB point, and the “ $+$ ” is the best-fit BBN point. The right panel shows the joint BBN+CMB best-fit 68% (darker) and 95% (lighter) contours for  $\Delta N_\nu - \Omega_B h^2$ . The “ $+$ ” symbol marks the best-fit point. The full correction of Ref. [19] for neutrino heating is not included here, though it is in Eq. (9) and just below.

### C. BBN with no light WIMP and $\Delta N_\nu = 0$ or 1

Standard big bang nucleosynthesis (SBBN) is a subset of the no-light-WIMP case considered above, in which there are also no equivalent neutrinos ( $\Delta N_\nu = 0$ ). This leaves only one overconstrained parameter ( $\Omega_B h^2$  or  $\eta_{10}$ ) to fit to the two adopted primordial abundances ( $y_{\text{DP}}$ ,  $Y_{\text{P}}$ ). The data for D and  ${}^4\text{He}$  could, in principle, be in conflict; i.e., a fit of the model to the observations could have a poor  $\chi^2$ . In fact, there is some tension between the SBBN predictions and our adopted primordial abundances, as shown in Fig. 15 and indicated already in Fig. 14. For SBBN alone, it is found that  $\eta_{10} = 6.0 \pm 0.2$  ( $\Omega_B h^2 = 0.0219 \pm 0.0007$ ) and  $\chi^2_{\text{min}} = 5.7$ , suggesting a poor fit ( $p$  value 1.7%). The baryon density fitted in this case is in good agreement with the CMB. However, the current D and  ${}^4\text{He}$  abundances by themselves suggest that  $\Delta N_\nu \neq 0$ , disfavoring SBBN.

Possibly the next best motivated model of BBN after SBBN includes a sterile neutrino kept in thermal contact with the others through the BBN era by mixing. Except at special values of the mixing parameters, this model has  $\Delta N_\nu = 1$ , which was shown in Fig. 14 to be even more disfavored than  $\Delta N_\nu = 0$  in a joint fit of BBN and CMB+BAO data. Figure 15 shows that when  $\Omega_B h^2$  is fitted to D and  $Y_{\text{P}}$  data with  $\Delta N_\nu = 1$  enforced, the one-parameter fit is better than for  $\Delta N_\nu = 0$  but is still excluded at about 95% C.L. with  $\chi^2_{\text{min}} = 4.1$ . This fit is still within  $1.5\sigma$  of the CMB value of  $\Omega_B h^2$ , since it has  $\eta_{10} = 6.4 \pm 0.2$  or  $\Omega_B h^2 = 0.0234 \pm 0.0007$ . It appears that if there are equivalent neutrinos (and no light WIMPs), no subset of the present data favors their being fermions with the same temperature as the standard-model neutrinos. Since experimental anomalies interpretable as strong mixing with sterile neutrinos are a primary motivation for cosmological models with extra neutrinos, BBN seems to present serious difficulties for such models unless there is a light WIMP.

## V. SUMMARY AND CONCLUSIONS

There are now observations constraining the relativistic energy density of the Universe at the very different times of BBN and just before recombination. Traditionally, these lines of evidence have been presented and interpreted as providing counts of thermalized neutrino-like species. It was stressed in Ref. [13] that the simplest “counting” interpretation of these data hinges on the assumption that the temperatures of any additional species have the same ratio to the photon temperature as neutrino temperatures in the standard model,  $(T_\nu/T_\gamma)_0^3 = 4/11$ . An additional

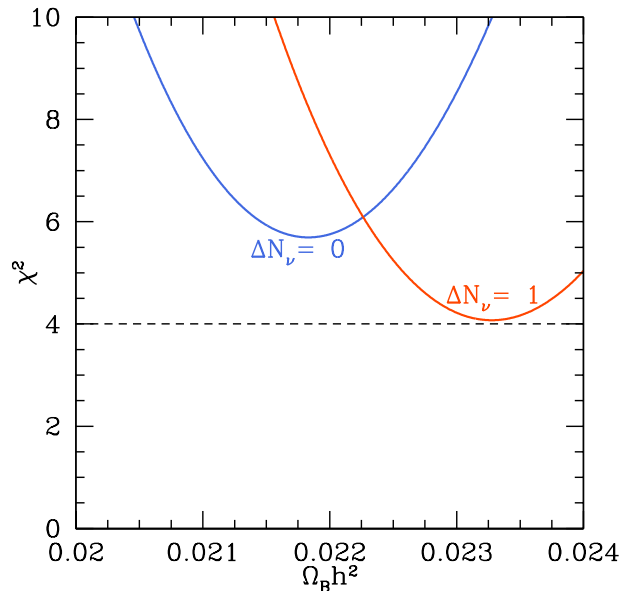


FIG. 15. (Color online)  $\chi^2$  for the one-parameter ( $\eta_{10}$ ) BBN fits to D and  ${}^4\text{He}$  in the absence of a light WIMP for  $\Delta N_\nu = 0$  (no dark radiation) and  $\Delta N_\nu = 1$  (sterile neutrino).

species could have a lower temperature if it decoupled from the electromagnetic plasma earlier than the standard-model neutrinos, leading to less than one “equivalent neutrino” species. Moreover, it was shown in Ref. [13] that even a species at the same temperature as the standard-model neutrinos could be “hidden” from CMB constraints if in addition to equivalent neutrinos there were also light ( $m_\chi \lesssim 10$  MeV) WIMPs that remained coupled to the electromagnetic plasma after neutrino decoupling.

In this report, the consequences of simultaneous light WIMPs and equivalent neutrinos during BBN were computed. These results were then combined with observed light-nuclide abundances and cosmological parameters from the Planck Collaboration to constrain the degeneracy between light WIMPs and equivalent neutrinos. It was found that a lower limit on the possible WIMP mass  $m_\chi$  results, below which there is no simultaneous fit to all of the data for any (possibly noninteger) number  $\Delta N_\nu$  of equivalent neutrino species. This lower limit ranges from  $\sim 500$  keV to  $\sim 5$  MeV, depending on the nature of the WIMP. Good simultaneous fits to all data are found for all types of light WIMP (real and complex scalar, Majorana and Dirac fermion), so the model is consistent with the data. However, the best fit with finite  $m_\chi$  is not significantly better than the best fit with no light WIMPs.

The original motivation for exploring light WIMPs was that they might significantly loosen the constraints on  $\Delta N_\nu$ , which are naively  $\Delta N_\nu \simeq 0.4 \pm 0.2$  at a 68% C.L. Allowing light WIMPs shifts the best-fit  $\Delta N_\nu$  to  $\sim 0.65$ , regardless of WIMP type, with the tradeoff that the best fit requires a WIMP of mass 5 to 10 MeV. The standard-model value  $\Delta N_\nu = 0$  falls just beyond the 95% C.L. of the combined data whether or not a light WIMP is allowed, and this is true of any fit using the chosen values of the observed BBN abundances. An additional neutrino species at the same temperature as the standard-model neutrinos,  $\Delta N_\nu = 1$ , is allowed at better than 68% C.L., but only if there are light WIMPs. The available data do not allow  $\Delta N_\nu = 2$ .

The data constraining equivalent neutrinos will continue to improve in the near future. The precision of the BBN data appears to be improving. A particularly dramatic improvement can be expected in the CMB data, where polarization measurements at small angular scale will include a signature of relativistic energy density that does not suffer from degeneracies with other effects [52]. When these data are interpreted to provide limits on particle properties, it should be kept in mind that limits on parameters like  $\Delta N_\nu$  depend on the model assumed. While not strongly motivated by particle physics, the scenario examined here includes the standard model as a special case and represents an example of the kind of relaxed assumptions that might be useful for conservative parameter constraints.

## ACKNOWLEDGMENTS

We would like to thank the anonymous referee for several very useful suggestions that improved this paper. We are grateful to the Ohio State University Center for Cosmology and Astro-Particle Physics for hosting K. M. N.'s visit during which most of the work described here was done. K. M. N. is pleased to acknowledge support from the Institute for Nuclear and Particle Physics at Ohio University. G. S. is grateful for the hospitality provided by the Departamento de Astronomia of the Instituto Astronômico e Geofísico of the Universidade de São Paulo, where much of the writing was done. The research of G. S. is supported at OSU by U.S. DOE Grant No. DE-FG02-91ER40690.

- 
- [1] E. W. Kolb, M. S. Turner, and T. P. Walker, *Phys. Rev. D* **34** (1986) 2197.
  - [2] P. D. Serpico and G. G. Raffelt, *Phys. Rev. D* **70** (2004) 043526.
  - [3] C. Boehm, T. A. Ensslin, and J. Silk, *J. Phys. G* **30** (2004) 279.
  - [4] C. Boehm and P. Fayet, *Nucl. Phys. B* **683** (2004) 219.
  - [5] C. Boehm, D. Hooper, J. Silk, and M. Casse, *Phys. Rev. Lett.* **92** (2004) 101301.
  - [6] D. Hooper, F. Ferrer, C. Boehm, J. Silk, J. Paul, N. W. Evans, and M. Casse, *Phys. Rev. Lett.* **93** (2004) 161302.
  - [7] C. Boehm, P. Fayet, and J. Silk, *Phys. Rev. D* **69** (2004) 101302.
  - [8] K. Ahn and E. Komatsu, *Phys. Rev. D* **72** (2005) 061301.
  - [9] P. Fayet, D. Hooper, and G. Sigl, *Phys. Rev. Lett.* **96** (2006) 211302.
  - [10] D. Hooper, M. Kaplinghat, L. E. Strigari, and K. M. Zurek, *Phys. Rev. D* **76** (2007) 103515.
  - [11] D. Hooper and K. M. Zurek, *Phys. Rev. D* **77** (2008) 087302.
  - [12] J. L. Feng and J. Kumar, *Phys. Rev. Lett.* **101** (2008) 231301.
  - [13] G. Steigman, *Phys. Rev. D* **87** (2013) 103517.
  - [14] C. M. Ho and R. J. Scherrer, *Phys. Rev. D* **87** (2013) 023505.
  - [15] C. M. Ho and R. J. Scherrer, *Phys. Rev. D* **87** (2013) 065016.
  - [16] C. Boehm, M. J. Dolan, and C. McCabe, *JCAP* **12** (2012) 027.
  - [17] A. D. Dolgov, *Phys. Rept.* **370** (2002), 333.
  - [18] S. Hannestad, *Phys. Rev. D* **65** (2002) 083006.
  - [19] G. Mangano, G. Miele, S. Pastor, T. Pinto, O. Pisanti, and P. D. Serpico, *Nucl. Phys. B* **729** (2005) 221.
  - [20] A. D. Dolgov, S. L. Dubovsky, G. I. Rubtsov, I. I. Tkachev, *Phys. Rev. D* **88** (2013) 117701.
  - [21] C. Boehm, M. J. Dolan, and C. McCabe, *JCAP* **08** (2013) 041.
  - [22] Planck Collaboration, [arXiv:1303.5076 [astro-ph.CO]]
  - [23] K. Enqvist, K. Kainulainen, and V. Semikoz, *Nucl. Phys. B* **374** (1992) 392.
  - [24] K. M. Nollett and G. Steigman, In Preparation.
  - [25] A. D. Dolgov, S. H. Hansen, S. Pastor, S. T. Petcov, G. G. Raffelt, and D. V. Semikoz, *Nucl. Phys. B* **632** (2002) 363.
  - [26] S. Pastor, T. Pinto, and G. G. Raffelt, *Phys. Rev. Lett.* **102** (2009) 241302.
  - [27] L. Kawano, Fermilab-PUB-88/34-A (1988).
  - [28] L. Kawano, Fermilab-PUB-92/04-A (1992).
  - [29] R. E. Lopez and M. S. Turner, *Phys. Rev. D* **59**, 103502 (1999).
  - [30] R. E. Lopez, M. S. Turner, and G. Gyuk, *Phys. Rev. D* **56**, 3191 (1997).
  - [31] R. E. Lopez (private communication).
  - [32] S. Chandrasekhar, *An Introduction to the Study of Stellar Structure* (Dover, New York, 2010).
  - [33] J. Beringer *et al.* (Particle Data Group), *Phys. Rev. D* **86**, 010001 (2012); 2013 partial update for the 2014 edition at <http://pdg.lbl.gov>.
  - [34] K. M. Nollett and G. P. Holder (2011), arXiv:1112.2683.
  - [35] G. Rupak, *Nucl. Phys. A* **678**, 405 (2000).
  - [36] K. M. Nollett and S. Burles, *Phys. Rev. D* **61**, 123505 (2000).
  - [37] D. S. Leonard, H. J. Karwowski, C. R. Brune, B. M. Fisher, and E. J. Ludwig, *Phys. Rev. C* **73**, 045801 (2006).
  - [38] M. Viviani, A. Kievsky, L. E. Marcucci, S. Rosati, and R. Schiavilla, *Phys. Rev. C* **61**, 064001 (2000).
  - [39] S. Hannestad, *Phys. Rev. D* **70**, 043506 (2004).
  - [40] K. Ichikawa, M. Kawasaki, and F. Takahashi, *Phys. Rev. D* **72**, 043522 (2005).
  - [41] G. Gelmini, S. Palomares-Ruiz, and S. Pascoli, *Phys. Rev. Lett.* **93**, 081302 (2004).
  - [42] G. Steigman, *Ann. Rev. Nucl. Part. Sci.* **57** (2007) 463.
  - [43] R. I. Epstein, J. M. Lattimer, and D. N. Schramm, *Nature* **263**, 198 (1976).
  - [44] M. Pettini and R. Cooke, *MNRAS* **425** (2012) 2477.
  - [45] Y. I. Izotov, G. Stasinska, and N. G. Guseva, *A & A* **558** (2013) A57.
  - [46] T. M. Bania, R. T. Rood, and D. S. Balsemer, *Nature* **415** (2002) 54.
  - [47] B. D. Fields, *Ann. Rev. Nucl. Part. Sci.* **61** (2011) 47.
  - [48] M. Spite, F. Spite, and P. Bonifacio, *Mem. Soc. Astron. Ital. Suppl.* **22** (2012) 9.
  - [49] W. A. Rolke, A. M. López, and J. Conrad, *Nucl. Inst. & Methods A* **551**, 493 (2005).

- [50] [http://pla.esac.esa.int/pla/aio/product-action?COSMOLOGY.FILE\\_ID=COM\\_CosmoParams\\_FullGrid\\_R1.10.tar.gz](http://pla.esac.esa.int/pla/aio/product-action?COSMOLOGY.FILE_ID=COM_CosmoParams_FullGrid_R1.10.tar.gz).
- [51] R. J. Cooke, M. Pettini, R. A. Jorgenson, M. T. Murphy, and C. C. Steidel, *Astrophys. J.* **781**, 31 (2014).
- [52] S. Bashinsky and U. Seljak, *Phys. Rev. D* **69** (2004) 083002.
- [53] R. Esmailzadeh, G. D. Starkman, and S. Dimopoulos, *Astrophys. J.* **378** (1991) 504.
- [54] Z. Hou, R. Keisler, L. Knox, M. Millea, and C. Reichardt, *Phys. Rev. D* **87** (2013) 083008.