

# Features of the mass transfer in magnetic cataclysmic variables with fast-rotating white dwarfs

Polina Isakova<sup>1\*</sup>, Andrey Zhilkin<sup>1,2</sup> and Dmitry Bisikalo<sup>1</sup>

<sup>1</sup> *Institute of Astronomy RAS, Moscow, Russia*

<sup>2</sup> *Chelyabinsk State University, Chelyabinsk, Russia*

## Abstract

The flow structure in magnetic cataclysmic variables was investigated taking into account the effects of strong magnetic field and fast rotation of the white dwarf. We modeled the AE Aqr system as a unique object that has the rotation period of the white dwarf is about 1000 times shorter than the orbital period of the binary system. Observations show that in spite of fast rotation of the white dwarf some part of the stream from the inner Lagrange point comes into the Roche lobe region. We analyzed possible mechanisms preventing material to outflow from the system.

## 1 Introduction

Magnetic cataclysmic variables (MCVs) are close binary stars, consisting of the donor star (red dwarf) and magnetized accreting star (white dwarf) [1]. Generally MCVs can be divided into polars and intermediate polars according to the magnitude of their magnetic fields.

Some MCVs have the extremely fast-rotating white dwarf. They have the special place in this division. It is called "superpropellers" [2]. We can find the intensive outflow of material from these systems because of the additional angular momentum from the rotating magnetosphere to the material. In this case the accretion disk is not formed. The possible representative object of superpropellers is AE Aqr. The analysis [3] has shown that the most part of the strange behavior of this system can be connected with the superpropeller regime of the white dwarf.

On the other hand, the observational data show that, despite the very fast rotation of the magnetosphere in this system, some part of the flow from the inner Lagrange point  $L_1$  retains in the Roche lobe of the accretor. In this paper we analyze possible physical mechanisms that can reduce the transfer efficiency of the additional angular momentum from the rotating magnetosphere to the material.

## 2 The basic model

The parameters of the system under consideration were adopted from [3] and correspond to AE Aqr. The donor star has mass  $M_d = 0.91 M_\odot$  and effective temperature  $T_d = 4000$  K. The accretor star has mass  $M_a = 1.2 M_\odot$  and effective temperature  $T_a = 13000$  K. The orbital rotation period is  $P_{orb} = 9.88$  h and the orbital separation is  $A = 3.02 R_\odot$ . The estimated magnetic field on the white dwarf surface is  $B_a = 50$  MG. One more important characteristic is the proper rotation period  $P_{spin} = 33.08$  s of the white dwarf.

We use the Cartesian coordinate system  $(x, y, z)$  rotating with the orbital angular velocity  $\Omega = 2\pi/P_{orb}$  around the center of mass of the binary system. We assume that the accreting star has a proper dipolar magnetic field. In the case of asynchronous rotation of the accretor its magnetic field  $\mathbf{B}_*$  depends on time, but it is potential:  $\nabla \times \mathbf{B}_* = 0$ . We can split the total magnetic field  $\mathbf{B}$  into the background field  $\mathbf{B}_*$  of the accretor and the field  $\mathbf{b}$  induced by currents in the gas dynamic flows,  $\mathbf{B} = \mathbf{B}_* + \mathbf{b}$ .

We describe the flow structure using the following equations [2]:

$$\frac{\partial \rho}{\partial t} + \nabla \cdot (\rho \mathbf{v}) = 0, \quad (1)$$

---

\*isakovapb@inasan.ru

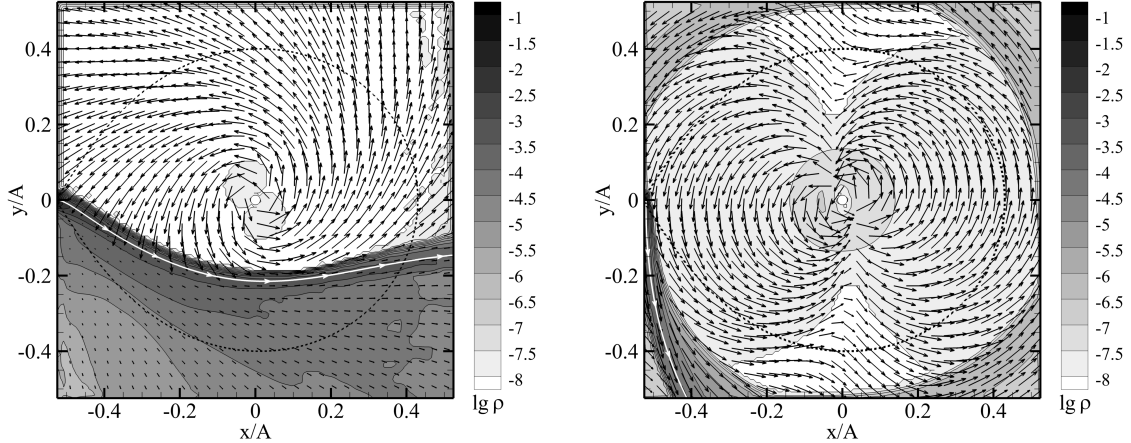


Figure 1: The distributions of density (in the logarithmic scale) and velocity vectors in the equatorial plane of the binary system for the case of the accretor magnetic field 0.1 kG (left panel) and 50 MG (right panel). The dotted line corresponds to the Roche lobe boundary. The thick white line with arrows indicates the stream line starting from the inner Lagrange point.

$$\frac{\partial \mathbf{v}}{\partial t} + (\mathbf{v} \cdot \nabla) \mathbf{v} = -\frac{\nabla P}{\rho} - \frac{\mathbf{b} \times (\nabla \times \mathbf{b})}{4\pi\rho} - \nabla\Phi + 2(\mathbf{v} \times \boldsymbol{\Omega}) - \mathbf{f}_*, \quad (2)$$

$$\frac{\partial \mathbf{b}}{\partial t} = \nabla \times [\mathbf{v} \times \mathbf{b} + (\mathbf{v} - \mathbf{v}_*) \times \mathbf{B}_* - \eta \nabla \times \mathbf{b}], \quad (3)$$

$$\rho T \left[ \frac{\partial s}{\partial t} + (\mathbf{v} \cdot \nabla) s \right] = n^2 (\Gamma - \Lambda) + \frac{\eta}{4\pi} (\nabla \times \mathbf{b})^2, \quad (4)$$

where  $\rho$  is the density,  $\mathbf{v}$  — the velocity,  $P$  — the pressure,  $\Phi$  — the Roche potential,  $\mathbf{v}_*$  — the velocity of the magnetic field lines,  $s$  — the entropy per unit mass,  $n = \rho/m_p$  — the number density,  $m_p$  — the proton mass,  $\eta$  — the magnetic diffusivity. The dependencies of the radiative heating  $\Gamma$  and cooling  $\Lambda$  functions on the temperature  $T$  are complicated (see [4, 5] for details). The density, entropy, and pressure are related by the equation of state of an ideal gas:  $s = c_V \ln(P/\rho^\gamma)$ , where  $c_V$  is the specific heat capacity of the gas at constant volume and  $\gamma = 5/3$  is the adiabatic index. Note that our model was developed for the simulation of plasma flows in strong background magnetic fields. It is based on the averaged characteristics of plasma flow in the frame of the wave MHD turbulence [6, 2]. In our approximation the influence of the magnetic field of the accretor  $\mathbf{B}_*$  is described by the force  $\mathbf{f}_*$  (see Eq. (2)):

$$\mathbf{f}_* = (\mathbf{v} - \mathbf{v}_*)_{\perp} / t_w, \quad (5)$$

where  $t_w$  corresponds to the specific time of the penetration of the magnetic field into plasma and  $\perp$  denotes components of velocity perpendicular to  $\mathbf{B}_*$ .

We use 3D parallel MHD code for the numerical simulations [4, 5, 6]. In the Fig. 1 we present the results of 3D simulations in the frame of the basic model for two values of magnetic field induction of the accretor. In this approximation the rotation of the white dwarf is so fast that there is no accretion in the system. The flowing material is just captured by the rotating magnetosphere of the accretor, acquires additional angular momentum and flows away from the Roche lobe. The results show that in the frame of the basic model the material doesn't remain in the Roche lobe of the accretor even in the case of a relatively weak magnetic field. The similar results for the AE Aqr were also received by other authors in the frame of the quasi-particle method [7, 8].

Let us investigate the behavior of the stream in the vicinity of the inner Lagrange point  $L_1$  in the ballistic approximation. The similar analysis was done by Lubow and Shu [9] for the non-magnetic case. Therefore we use their approach but taking into account the magnetic field and rotation of the accretor. The formal basis for this assumption is a supersonic flow pattern, that allows us to neglect the effects of pressure.

For this purpose we can use only the equation of motion (2). In the vicinity of the inner Lagrange point  $L_1$  this equation can be rewritten in the following form:

$$\frac{d\mathbf{v}}{dt} = -\nabla\Phi + 2(\mathbf{v} \times \boldsymbol{\Omega}) - \mathbf{f}_*. \quad (6)$$

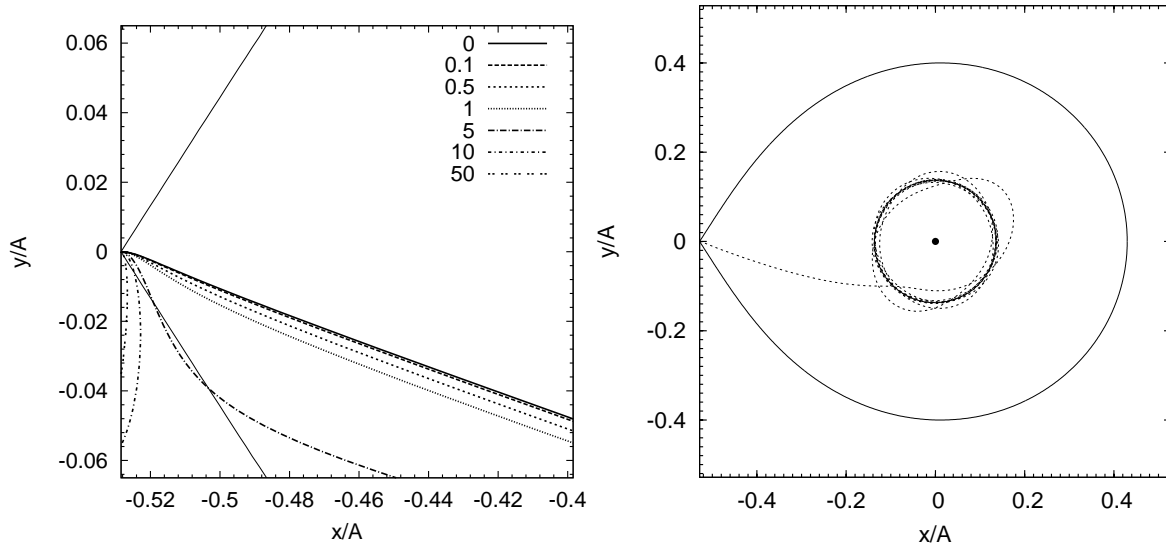


Figure 2: The trajectories of test particles in the frame of basic model (left panel) and with taking into account relativistic retard of rotating magnetic field lines (right panel). On the left panel different curves corresponds to different values of the magnetic field induction on the surface of the white dwarf  $B_a$  (in MG). The thin solid line corresponds to the boundary of the accretor Roche lobe.

The left panel of Fig. 2 shows the trajectories of test particles obtained in the ballistic approximation in the vicinity of the inner Lagrange point  $L_1$  for different magnetic fields. The test particles trajectory in pure hydrodynamic case is in agreement with the corresponding results of Lubow and Shu [9]. The other trajectories for the case of the non-zero magnetic field confirm the results of our 3D MHD simulations. For the weak magnetic field ( $B_a < 1$  MG) the trajectories are not strongly different from the non-magnetic case. But in the case of strong magnetic fields ( $B_a \geq 1$  MG) the trajectories significantly deviate from the pure hydrodynamic trajectory and for  $B_a \geq 5$  MG even do not come to the Roche lobe of the white dwarf. Our calculations show that for the widely adopted parameters of the magnetic field in the AE Aqr system the material almost immediately flows away from the Roche lobe of the white dwarf. So we need to consider some physical mechanisms keeping material in the Roche lobe.

### 3 Possible mechanisms of the material retention

#### 3.1 The partial ionization of the plasma

One of the mechanisms can be connected with the partial ionization of plasma. In fact, in the case of very weak degree of ionization we should obtain the hydrodynamic solution when an accretion disk forms in the system. In the case of partial ionization of plasma the effect of ambipolar diffusion can be very effective. The correspondent solution should be intermediate between pure hydrodynamic and ideal MHD ones. After some simple manipulations we can obtain the following expression for averaged electromagnetic force acting on plasma from the external magnetic field:

$$\mathbf{f}_* = -\frac{1}{1+\chi^2} \frac{(\mathbf{v} - \mathbf{v}_*)_{\perp}}{t_*} - \frac{\chi}{1+\chi^2} \frac{\mathbf{n}_* \times (\mathbf{v} - \mathbf{v}_*)}{t_*}, \quad (7)$$

where  $\mathbf{n}_*$  is the unit vector along the external magnetic field  $\mathbf{B}_*$ ,

$$t_* = t_w + \frac{1-x}{x} \tau_i, \quad \chi = \frac{1}{x\omega_p t_*}, \quad (8)$$

$\omega_p = eB_*/(m_p c)$  describes Larmor frequency for protons,  $x$  is the degree of ionization,  $\tau_i$  — characteristic time between collisions of ions with neutrals.

Analysis of the corresponding solutions shows that the effect of ambipolar diffusion can play an important role in the system for very low degrees of ionization in a range from  $10^{-12}$  to  $10^{-14}$ . But the estimation of the

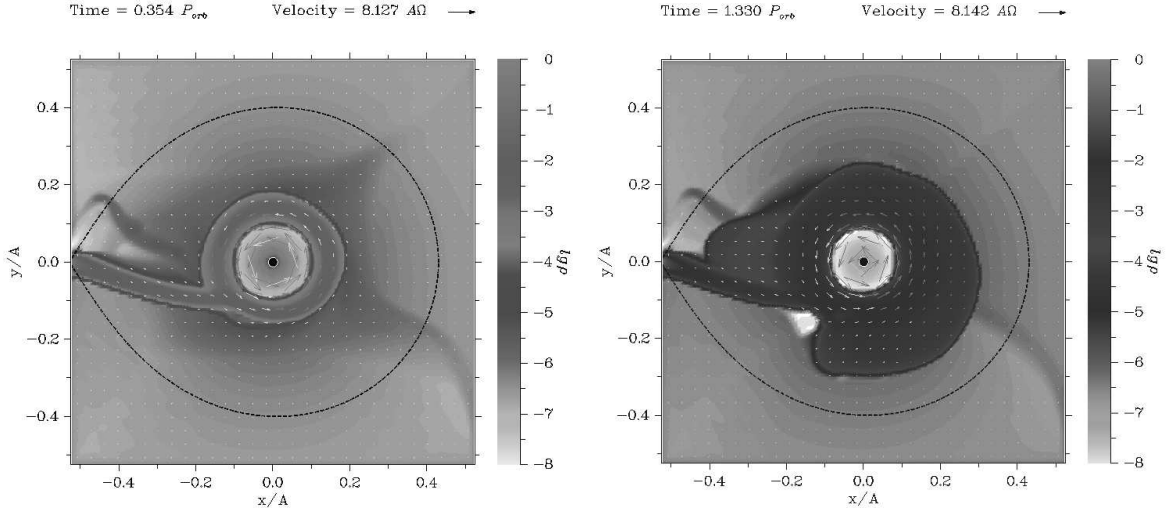


Figure 3: The distributions of density and velocity vectors for different time moments in the equatorial ( $xy$ ) plane of the binary system. The dashed line corresponds to the Roche lobe boundary.

equilibrium degree of ionization from the Saha equation gives values in a range from  $10^{-2}$  to  $10^{-3}$  in the inner Lagrange point  $L_1$  of the system AE Aqr. So this mechanism doesn't work in the considered system.

### 3.2 Pressure of the magneto-dipole radiation

The other mechanism can be connected with relativistic effects in the system due to the very fast rotation of the accretor. To estimate these possible effects we should consider the electromagnetic field of the rotating magnetic dipole in the vacuum. The corresponding solution of Maxwell equations in the laboratory rest frame can be written in the form:

$$\mathbf{E} = \frac{1}{r^2 c} (\mathbf{n} \times \dot{\mathbf{m}}) + \frac{1}{rc^2} (\mathbf{n} \times \ddot{\mathbf{m}}), \quad (9)$$

$$\mathbf{B} = \frac{1}{r^3} [3\mathbf{n}(\mathbf{n} \cdot \mathbf{m}) - \mathbf{m}] + \frac{1}{r^2 c} [3\mathbf{n}(\mathbf{n} \cdot \dot{\mathbf{m}}) - \dot{\mathbf{m}}] + \frac{1}{rc^2} [\mathbf{n} \times (\mathbf{n} \times \ddot{\mathbf{m}})], \quad (10)$$

where  $\mathbf{n} = \mathbf{r}/r$  and  $\mathbf{m} = \mathbf{m}(t - r/c)$  is the vector of magnetic moment.

The characteristic spatial scale for the electromagnetic field (9), (10) is the light radius  $r_l = cP_{\text{spin}}/(2\pi)$ . In the AE Aqr system the boundary of the light cylinder is located farther than the inner Lagrange point but closer than the center of the donor. So the relativistic effects actually can play an important role in this system.

We can consider the pressure of the magneto-dipole radiation as one of the mechanisms that can keep the material in the Roche lobe of the accretor. To include this effect we should add the corresponding force determined by the last terms in Eqs. (9) and (10) into our numerical model. But simple estimations show that in our case in the Lagrange point  $L_1$  this force is about  $10^2$ – $10^3$  times smaller than the gravitational force of the accretor. Therefore we can neglect this effect, too.

### 3.3 The relativistic retard

Another relativistic effect is the retard of rotating magnetic field lines. In fact, in relativistic case the electromagnetic field of the rotating magnetic dipole (9), (10) is determined by the magnetic moment  $\mathbf{m}$  at a retarded time  $t' = t - r/c$ . In particular, this means that the magnetic field lines rotate not like a solid body. The retard effect increases with the distance from the accretor. At the boundary of the light cylinder the velocity of the field lines rotation equals the speed of light  $c$ . Therefore outside the light cylinder the magnetic field in exact solution cannot transfer effectively the angular momentum to the material. In our model we can describe roughly this effect using an empirical dependence for angular velocity of magnetic lines on radius.

The right panel of the Fig. 2 shows a result of calculations in the ballistic approximation in the case of exponential dependence for angular velocity of magnetic lines rotation on radius. It is seen that in the frame of this approach we can easily find the model parameters when the sufficient part of material stays in the Roche lobe of the white dwarf.

The results of 3D simulations are shown in Fig. 3. The figure demonstrates the distribution of the density and the velocity field in the equatorial plane of the binary system. We can see that at initial stage (left panel of Fig. 3) the inflowing material forms a ring around the accretor. The gradual accumulation of material in the ring leads to increase of the pressure gradient. Therefore the subsequent evolution leads to the transformation of the original ring into a disk. At a particular time moment (right panel of Fig. 3) the material overfills the Roche lobe and quasi-periodical overflows begin. So, the relativistic retard of rotating magnetic field lines can be considered as an effective mechanism for retention of material in the Roche lobe of the accretor in MCVs with fast rotating magnetized white dwarfs.

## 4 Conclusions

In this work we investigate the flow structure in MCVs taking into account the effects of strong magnetic field and fast rotation of the white dwarf. The AE Aqr system is considered as an example. We analyzed possible physical mechanisms that can prevent the material to outflow from the binary system. Among these mechanisms are the ambipolar diffusion, the pressure of magneto-dipole radiation and the relativistic retard of rotating magnetic field lines.

Our analysis has shown that the last mechanism can be the most effective. Both ballistic calculations and MHD 3D simulations show the formation of fairly stable ring-like structures around the accretor in the AE Aqr system caused by presence of the relativistic retard of rotating magnetic field lines. The gradual accumulation of material in the ring leads to increase of the pressure gradient, and, as a result, to the transforming of the original ring into the disk.

The work was supported by the Basic Research Program of the Presidium of the Russian Academy of Sciences, Russian Foundation for Basic Research (projects 11-02-00076, 12-02-00047, 13-02-00077, 13-02-00939), Federal Targeted Program "Science and Science Education for Innovation in Russia 2009-2013".

## References

- [1] Warner B. , *Cataclysmic Variable Stars* (Cambridge: Cambridge Univ. Press 1995).
- [2] Zhilkin A.G., Bisikalo D.V., Boyarchuk A.A., *Physics-Uspekhi* **182**, 121-145 (2012)
- [3] Ikhsanov N.R., Beskrovnaya N.G., *Astronomy Reports* **56**, 595-608 (2012)
- [4] Zhilkin A.G., Bisikalo D.V., *Astronomy Reports* **86**, 475 (2009)
- [5] Zhilkin A.G., *Mathematical Models and Computer Simulations* **22** 110 (2010)
- [6] Zhilkin A.G., Bisikalo D.V., *Astronomy Reports* **87**, 1155 (2010)
- [7] Wynn, G.A., King A.R., Horne K., *MNRAS* **286**, 436 (1997)
- [8] Ikhsanov N.R., Neustroev V.V., Beskrovnaya N.G., *A&A* **421**, 1131-1142 (2004)
- [9] Lubow S.H., Shu F.H., *ApJ* **198**, 383-405 (1975)