

# Effects of divergent ghost loops on the Green's functions of QCD

A. C. Aguilar,<sup>1</sup> D. Binosi,<sup>2</sup> D. Ibañez,<sup>2</sup> and J. Papavassiliou<sup>3</sup>

<sup>1</sup>*University of Campinas - UNICAMP,*

*Institute of Physics "Gleb Wataghin"*

*13083-859 Campinas, SP, Brazil*

<sup>2</sup>*European Centre for Theoretical Studies in Nuclear Physics*

*and Related Areas (ECT\*) and Fondazione Bruno Kessler,*

*Villa Tambosi, Strada delle Tabarelle 286, I-38123 Villazzano (TN) Italy*

<sup>3</sup>*Department of Theoretical Physics and IFIC, University of Valencia and CSIC,*

*E-46100, Valencia, Spain*

## Abstract

In the present work we discuss certain characteristic features encoded in some of the fundamental QCD Green's functions, whose origin can be traced back to the nonperturbative masslessness of the ghost field, in the Landau gauge. Specifically, the ghost loops that contribute to these Green's functions display infrared divergences, akin to those encountered in the perturbative treatment, in contradistinction to the gluonic loops, whose perturbative divergences are tamed by the dynamical generation of an effective gluon mass. In  $d = 4$ , the aforementioned divergences are logarithmic, thus causing a relatively mild impact, whereas in  $d = 3$  they are linear, giving rise to enhanced effects. In the case of the gluon propagator, these effects do not interfere with its finiteness, but make its first derivative diverge at the origin, and introduce a maximum in the region of infrared momenta. The three-gluon vertex is also affected, and the induced divergent behavior is clearly exposed in certain special kinematic configurations, usually considered in lattice simulations; the sign of the corresponding divergence is unambiguously determined. The main underlying concepts are developed in the context of a simple toy model, which demonstrates clearly the interconnected nature of the various effects. The picture that emerges is subsequently corroborated by a detailed nonperturbative analysis, combining lattice results with the dynamical integral equations governing the relevant ingredients, such as the nonperturbative ghost loop and the momentum-dependent gluon mass.

PACS numbers: 12.38.Aw, 12.38.Lg, 14.70.Dj

## I. INTRODUCTION

In recent years our understanding of the infrared (IR) sector of QCD has advanced considerably, due to a detailed and systematic scrutiny of the fundamental Green's functions of the theory. In particular, high quality lattice simulations of propagators [1–5] and vertices [6, 7] have furnished new insights on the subtle underlying mechanisms, and have spurred an intense parallel activity within the various nonperturbative approaches in the continuum [8–28].

At this point, the plethora of available information needs to be interpreted carefully, and be used in the construction of a reliable picture of the fundamental dynamics, with increasingly stronger predictive power. To that end, in the present work we elaborate on what appears to be a profound connection between the masslessness of the ghost, the precise form of the gluon propagator in the deep IR, and the divergences observed in certain kinematic limits of the three-gluon vertex. This particular connection is valid in the Landau gauge, both in  $d = 3, 4$ ; however, in  $d = 3$  the associated effects are considerably more enhanced, for reasons that will become clear in what follows.

As is well-known by now, the infrared finiteness of the gluon propagator and the ghost dressing function, observed in a variety of (Landau gauge) lattice simulations, may be explained in a rather natural way by invoking the concept of a dynamically generated mass [29–32]. In particular, the (Euclidean) gluon propagator  $\Delta(q^2)$  assumes the form  $\Delta^{-1}(q^2) = q^2 J(q^2) + m^2(q^2)$ , where the first term corresponds to the “kinetic term”, or “wave function” contribution, while the second denotes the momentum-dependent mass function [33, 34]. Within the framework of the Schwinger-Dyson equations (SDEs) both  $J(q^2)$  and  $m^2(q^2)$  satisfy two independent but coupled integral equations, which, at least in principle, determine their dynamical evolution.

In  $d = 4$ , the main observation underlying the present work may be described as follows. The fact that the ghost propagator,  $D(q^2)$ , remains massless, has as consequence that the contribution to  $J(q^2)$  stemming from the ghost-loop diagram [(a<sub>3</sub>) in Fig. 1] contains a pure logarithm,  $\ln q^2$ , which is “unprotected”, in the sense that there is no mass term in its argument that could tame its divergence in the IR. This is to be contrasted with the corresponding logarithms originating from the gluonic loops [(a<sub>1</sub>) in Fig. 1], of the type  $\ln(q^2 + m^2)$ , which, due to the presence of the dynamical gluon mass  $m^2(q^2)$ , are finite for

arbitrary Euclidean momenta. Of course, the massless logarithm does not interfere with the overall finiteness of  $\Delta(q^2)$ , simply because it is multiplied by  $q^2$ ; its presence, however, makes the first derivative of  $\Delta(q^2)$  diverge at the origin. In addition, it induces a subtle effect on the precise shape of the gluon propagator in the deep IR. Specifically,  $\Delta(q^2)$  is not a monotonic function of  $q^2$ , displaying a (numerically small) maximum, precisely due to the  $q^2 \ln q^2$  term. The size and location of this effect is largely controlled by the relative weight with which the two types of logarithm contribute to  $J(q^2)$ ; in particular, the weight of the massless logarithm is about one order of magnitude less than that of the massive, a fact which pushes the appearance of the effect in the deep IR, reducing at the same time its size.

It turns out that the quantity which accounts for the divergent behavior of the three-gluon vertex (for recent studies of this vertex see also [35, 36]) in some special kinematic limits studied on the lattice, is precisely the  $J(q^2)$  considered above. In particular, in the “orthogonal” configuration with one momentum vanishing, the usual quantity employed in the lattice studies, to be denoted by  $R$ , satisfies  $R(q^2) \sim [q^2 J(q^2)]'$ , where the “prime” denotes derivative with respect to  $q^2$ . Thus, the dominant contribution as  $q^2 \rightarrow 0$  is  $R(q^2) \sim J(q^2) \sim \ln q^2$ ; evidently, for sufficiently small  $q^2$ ,  $R(q^2)$  becomes negative, and diverges as a logarithm.

In  $d = 3$ , the situation is qualitatively similar to the one described above, but the divergences induced due to the masslessness of the ghost are stronger. Specifically, as may be already established at the level of a simple one-loop calculation [37], the part of  $J(q^2)$  coming from the ghost loop behaves like  $1/q$ . As a result, the corresponding effects are significantly enhanced: the maximum of the gluon propagator is clearly visible on the lattice [2], and so is the abrupt negative divergence seen in the corresponding  $R(q^2)$  [6].

Note that our theoretical prediction for the signs of the divergence both at  $d = 3, 4$  is unequivocal: they are fixed by the sign of the logarithm obtained from graph  $(a_3)$  in Fig. 1 (for earlier related works, see, *e.g.*, [38, 39]). In addition, it is interesting to note that the observed divergences occur within a theory with a finite gluon propagator and a non-enhanced ghost dressing function. In fact, the origin of the divergences encountered in the three-gluon vertex is not associated in any way with the (intrinsically divergent) “scaling” solutions [14, 17], but rather with the loop effects of massless (but non-enhanced) ghosts.

The article is organized as follows. In Section II we present a simple description of the gluon propagator, which captures quite faithfully all qualitative features mentioned above. This section serves as a reference for fixing the main ideas, and can guide the reader

through the more complex analysis that follows. In Section III we venture into the full nonperturbative analysis of the divergent ghost loop, and the implication for the gluon propagator and the three-gluon vertex. Throughout this study we make extensive use of the full nonperturbative equation governing the momentum evolution of the gluon mass, derived in [34]. Finally, in Section IV we discuss our main results and present our conclusions. The article ends with two Appendices, one where the  $R$ -projector is discussed in a technically simplified but qualitatively accurate setting, and one where the subleading nature of the transverse part of the ghost-gluon vertex is established.

## II. MASSIVE VERSUS MASSLESS LOOPS: A QUALITATIVE DESCRIPTION

In this section we discuss the general ideas that underly the present work, and introduce a simple, one-loop inspired model, which explains, with little calculational effort, the main effects.

### A. General considerations

In what follows we will work in the Landau gauge, where the full gluon propagator takes the form

$$i\Delta_{\mu\nu}(q) = -iP_{\mu\nu}(q)\Delta(q^2); \quad P_{\mu\nu}(q) = g_{\mu\nu} - q_\mu q_\nu/q^2. \quad (2.1)$$

In addition, the ghost propagator  $D(q^2)$  and its dressing function,  $F(q^2)$ , are related by

$$D(q^2) = \frac{F(q^2)}{q^2}. \quad (2.2)$$

We will now consider the SDE obtained through the combination of the pinch technique (PT) [29, 40–43] with the background field method (BFM) [44], known as the PT-BFM scheme [20, 21, 45]. Specifically, the SDE for the conventional gluon propagator reads

$$\Delta^{-1}(q^2)P_{\mu\nu}(q) = \frac{q^2 P_{\mu\nu}(q) + i \sum_{i=1}^6 (a_i)_{\mu\nu}}{1 + G(q^2)}, \quad (2.3)$$

where the diagrams  $(a_i)$  are shown in Fig. 1. Note that these diagrams give rise to the self-energy of  $\tilde{\Delta}(q^2)$ , namely the propagator formed by a quantum gluon ( $Q$ ) and a background one ( $B$ ). Thus, Eq. (2.3) is the nonperturbative diagrammatic representation of the formal relation

$$[1 + G(q^2)]\Delta^{-1}(q^2) = \tilde{\Delta}^{-1}(q^2), \quad (2.4)$$

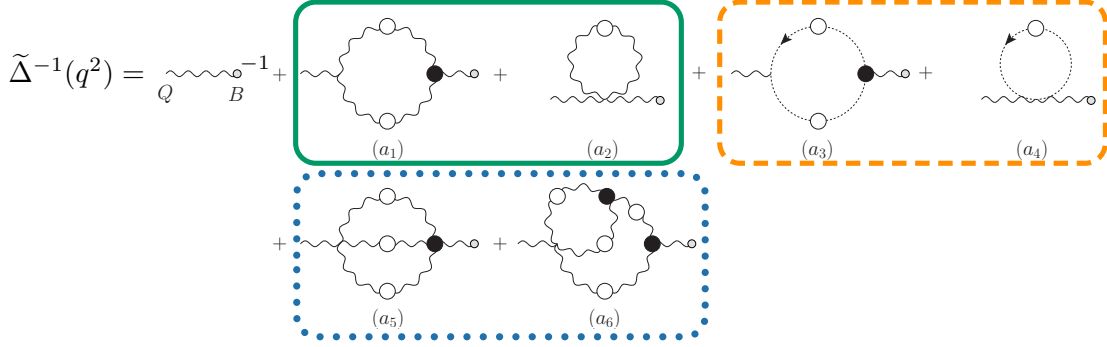


FIG. 1: (color online). The SDE obeyed by the  $QB$  gluon propagator. Each of the three different boxes (continuous, dashed, and dotted line) encloses a set of diagrams forming a gauge-invariant subgroup. Black (white) blobs represent fully dressed 1-PI (connected) Green's functions; finally, small gray circles appearing on the external legs indicate background gluons.

known in the literature [46, 47] as a Background-Quantum identity (BQI). A SDE similar to that of Eq. (2.3), but with more diagrams, relates  $\Delta(q^2)$  with the propagator  $\widehat{\Delta}(q^2)$ , formed by two background gluons ( $B^2$ ) [45]; the corresponding BQI reads

$$[1 + G(q^2)]^2 \Delta^{-1}(q^2) = \widehat{\Delta}^{-1}(q^2). \quad (2.5)$$

The auxiliary function  $G(q^2)$  has been studied in detail in [48]; here it should suffice to mention that, for practical purposes, throughout the present work we will use the approximate relation

$$1 + G(q^2) \approx F^{-1}(q^2), \quad (2.6)$$

which becomes exact in the deep IR, in  $d = 3, 4$  [48–51].

As was already mentioned in the Introduction, in the case of an IR finite gluon propagator, the scalar function  $\Delta(q^2)$  can be decomposed as (Euclidean space)

$$\Delta^{-1}(q^2) = q^2 J(q^2) + m^2(q^2), \quad (2.7)$$

where  $J(q^2)$  is the inverse of the gluon dressing function and  $m^2(q^2)$  is the dynamically generated (momentum dependent) gluon mass. Note that Eq. (2.4) is satisfied separately by the kinetic and the mass terms [33]; thus, using the approximation (2.6), we have

$$J(q^2) = F(q^2) \widetilde{J}(q^2); \quad m^2(q^2) = F(q^2) \widetilde{m}^2(q^2). \quad (2.8)$$

A completely analogous relation, obtained from Eq. (2.5), relates  $J(q^2)$  with  $\widehat{J}(q^2)$  [see Eq. (A3)], as well as the corresponding gluon masses.

Given that the function  $F(q^2)$  has been simulated accurately on the lattice, Eq. (2.8) allows one to obtain  $J(q^2)$  from  $\widetilde{J}(q^2)$ ; the latter is easier to calculate, due to the special properties of its diagrammatic expansion, implemented by the PT-BFM Feynman rules. In particular, we remind the reader that all subsets of graphs enclosed within each box Fig. 1 give rise to a transverse contribution [21, 45]; thus, their individual treatment (or the total omission of the “two-loop dressed” subset) does not compromise the transversality of the gluon self-energy.

Even though the dynamical equation governing  $\widetilde{J}(q^2)$  [or, equivalently,  $J(q^2)$ ] is not fully known, mainly due to the poor knowledge of the four-gluon vertex appearing in the “two-loop dressed” diagram of  $(a_5)$ , the main effect that we want to study here originates from the two sets of “one-loop” dressed graphs, namely  $(a_1) + (a_2)$  and  $(a_3) + (a_4)$ .

It turns out that there is a profound qualitative difference between these two sets of graphs, which manifests itself in the behavior of the resulting  $J(q^2)$ . Specifically, the corresponding contributions to  $J(q^2)$  reflect the fact that the virtual particles forming these loops (gluons and ghosts, respectively) have completely different behavior in the IR: while the gluons are effectively massive, the ghosts behave as massless particles,  $D(q^2) \sim 1/q^2$ . As a result, in  $d = 4$ , whereas the perturbative logarithm emerging from the first set of graphs is tamed by the presence of the gluon mass, and is therefore finite for all momenta, the corresponding logarithm coming from the ghost loop remains massless, and, as a consequence, it vanishes at a finite value of  $q^2$ , then reverses its sign, becoming finally divergent at  $q^2 = 0$ . A similar situation occurs in the  $d = 3$  case, but the corresponding divergences are linear in  $q$  instead of logarithmic.

## B. The toy model

The picture described above may be concisely captured by setting

$$J_{a_1}(q^2) \sim \begin{cases} \ln [(q^2 + m^2)/\mu^2], & d = 4; \\ (1/q) \arctan(q/2m), & d = 3, \end{cases} \quad (2.9)$$

and

$$J_{a_3}(q^2) \sim \begin{cases} \ln(q^2/\mu^2), & d = 4; \\ 1/q, & d = 3. \end{cases} \quad (2.10)$$

The corresponding gluon propagator then becomes

$$\begin{aligned} \Delta^{-1}(q^2) &= q^2 J(q^2) + m^2 \\ &= q^2 [1 + c_1 J_{a_1}(q^2) + c_2 J_{a_3}(q^2)] + m^2, \end{aligned} \quad (2.11)$$

with  $c_1$  and  $c_2$  two real constants, whose values will be fixed according to arguments given below.

In the case of  $d = 4$ , the form proposed for  $J_{a_3}(q^2)$  corresponds simply to the one-loop integral  $\int \frac{1}{k^2(k+q)^2}$ , reflecting the fact that the internal ghost propagators are massless. On the other hand,  $J_{a_1}(q^2)$  simulates an integral whose internal propagators are massive<sup>1</sup>. As a result, the subset of logarithmic contributions originating from gluon loops [practically ( $a_1$ ) in Fig. 1] undergoes the replacement<sup>2</sup>  $\ln(q^2/\mu^2) \rightarrow \ln[(q^2 + m^2)/\mu^2]$ . The presence of the mass prevents this logarithm from diverging; depending on the ratio  $m/\mu$ , the logarithm may turn negative past a certain value of  $q^2$ , but remains finite, reaching the final value  $\ln(m^2/\mu^2)$ .

On the other hand, in the  $d = 3$  case the corresponding transition from massless to massive loops is implemented through the substitution (Minkowski space)

$$\int_k \frac{1}{k^2(k+q)^2} = \left(\frac{i}{8}\right) \frac{1}{q} \longrightarrow \int_k \frac{1}{(k^2 - m^2)[(k+q)^2 - m^2]} = \left(\frac{i}{4\pi}\right) \frac{1}{q} \arctan\left(\frac{q}{2m}\right). \quad (2.12)$$

Returning to the values of  $c_1$  and  $c_2$ , let us first focus on the  $d = 4$  case. Given that the proposed toy model is clearly one-loop inspired, it is natural to expect that the values of  $c_1$  and  $c_2$  would be determined by the pre-factors multiplying the corresponding one-loop diagrams. Specifically, one has

$$c_1 = 2 \left(\frac{\alpha C_A}{4\pi}\right); \quad c_2 = \frac{1}{6} \left(\frac{\alpha C_A}{4\pi}\right), \quad (2.13)$$

---

<sup>1</sup> We hasten to emphasize that we do not advocate the use of naive massive gluons inside loops as a self-consistent theoretical option. In fact, such an approach would clash with a number of field-theoretic principles that the PT-BFM formalism is designed to preserve, such as the transversality of the gluon self-energy.

<sup>2</sup> A loop with hard masses gives rise to the text-book integral  $\int_0^1 dx \ln[q^2 x(1-x) + m^2]$ ; however, the resulting expression does not provide any further insights to the question at hand than the simple massive logarithm employed here.

where  $C_A$  is the Casimir eigenvalue in the adjoint representation [ $C_A = N$  for  $SU(N)$ ], and  $\alpha_s = g^2/4\pi$ . Note that  $c_1 + c_2 = \frac{13}{6} \left(\frac{\alpha C_A}{4\pi}\right)$ , which is precisely the total coefficient appearing in the well-known one-loop result [52],  $\Delta^{-1}(q^2) = 1 + \frac{13}{6}q^2 \left(\frac{\alpha C_A}{4\pi}\right) \ln(q^2/\mu^2)$ . In obtaining these values we have used the asymptotic (ultraviolet) one-loop result  $F(q^2) = 1 - \frac{3}{4} \left(\frac{\alpha C_A}{4\pi}\right) \ln(q^2/\mu^2)$ , and have replaced the perturbative logarithm by a massive one, since, as mentioned already, nonperturbatively the function  $F(q^2)$  saturates at a finite value.

The corresponding values for  $c_1$  and  $c_2$  in  $d = 3$  may be determined following a completely analogous procedure, using certain auxiliary results presented in [37]; they are given by

$$c_1 = - \left( \frac{25g^2 C_A}{32\pi} \right); \quad c_2 = - \left( \frac{g^2 C_A}{32} \right) \quad (2.14)$$

(notice that there is no  $\pi$  in  $c_2$ ). In addition, since in  $d = 3$  the gauge coupling  $g^2$  has dimensions of mass, so do  $c_1$  and  $c_2$ .

In the analysis that follows we will depart from these particular values of  $c_1$  and  $c_2$ , in order to expose better the underlying effects. The main lessons that we will retain from the one-loop discussion given above are : (i) in  $d = 4$ , both  $c_1$  and  $c_2$  are positive, (ii) in  $d = 3$ , both  $c_1$  and  $c_2$  are negative, and (iii) in both cases,  $c_2$  is significantly smaller than  $c_1$ .

### C. The main implications

The model presented above leads to important consequences for the gluon propagator and for the three-gluon vertex.

#### 1. The maximum of the gluon propagators

The gluon propagator,  $\Delta(q^2)$ , of this toy model displays a maximum, both in  $d = 3, 4$ , or, equivalently, the inverse propagator,  $\Delta^{-1}(q^2)$ , displays a minimum. This can be easily established by taking the first derivative of Eq. (2.11); specifically, in  $d = 4$  (and with  $m^2$  constant)

$$\begin{aligned} [\Delta^{-1}(q^2)]' &= [q^2 J(q^2)]' \\ &= c_2 \ln(q^2/\mu^2) + \left\{ 1 + c_1 \ln[(q^2 + m^2)/\mu^2] + \frac{c_1 q^2}{q^2 + m^2} + c_2 \right\}. \end{aligned} \quad (2.15)$$



The quantity in curly brackets is finite, but in general of indefinite sign, due to the presence of the logarithm. However, it is clear that for  $q^2 > \mu^2$  it is positive definite, and so is the massless logarithm; in fact, for  $q^2 \gg m^2$  the two logarithms combine to give the asymptotic result  $\frac{13}{6} \left(\frac{\alpha C_A}{4\pi}\right) \ln(q^2/\mu^2)$ . On the other hand, in the opposite momentum limit, since the first term can become arbitrarily large and negative as  $q^2$  approaches zero (remember,  $c_{1,2} > 0$ ), there exists a value  $0 < q_\Delta^2 < \mu^2$  such that  $[\Delta^{-1}(q_\Delta^2)]' = 0$ , no matter how small  $c_2$  may be; of course, as  $c_2$  assumes smaller values,  $q_\Delta^2$  is pushed closer to zero. It is then elementary to show that the above zero of the derivative corresponds to a minimum of  $\Delta^{-1}(q^2)$ , since the second derivative is positive,

$$[\Delta^{-1}(q^2)]'' = \frac{c_1}{q^2 + m^2} + \frac{c_1 m^2}{(q^2 + m^2)^2} + \frac{c_2}{q^2} > 0. \quad (2.16)$$

Thus, one reaches the conclusion that the IR divergence of the first term, caused by the masslessness of the ghost, and the positivity of the ultraviolet logarithms, reflecting the asymptotically free nature of the theory, force  $\Delta(q^2)$  to have a maximum. In what follows we will denote the location of this maximum by  $q_\Delta$ .

Let us emphasize that the above conditions are *sufficient* but not necessary for the existence of such a maximum. Indeed, one can easily imagine eliminating the divergent logarithm, by setting  $c_2 = 0$ , or saturating it (artificially) with some mass. Then, even though everything is finite in the IR, depending on the relative values of parameters and masses, one *may* still get the rhs of Eq. (2.15) to vanish. But, if the massless logarithm is there, Eq. (2.15) will always have a solution.

It is of course obvious that the quantity  $[q^2 J(q^2)]'$  displays a minimum located exactly at the same point where the maximum of  $\Delta(q^2)$  is, and that the reason for this coincidence is simply the constancy of the gluon mass. However, in anticipation of the full nonperturbative analysis of the next section, where the gluon mass will be a function of  $q^2$ , we will already at this level distinguish these two points, by introducing a different symbol for the location of the minimum of the kinetic term, namely  $q_J$ . So, whereas within the toy model we have trivially  $q_\Delta = q_J$ , in the complete nonperturbative treatment we will have  $q_\Delta \neq q_J$ .

An analogous proof may be constructed for the  $d = 3$  case, where the corresponding differentiation yields

$$[\Delta^{-1}(q^2)]' = [q^2 J(q^2)]' = 1 + \frac{c_1}{2q} \arctan(q/2m) + \frac{c_2}{2q} + \frac{c_1 m}{q^2 + 4m^2}. \quad (2.17)$$

To find the approximate  $q_\Delta$  for which the rhs vanishes, assume that  $q < m$ , expand, and keep only first order terms in  $q/m$ . Then, one arrives at the simple solution

$$q_\Delta/m = -\frac{c_2/m}{2 + c_1/m}. \quad (2.18)$$

For this solution to be consistent, we must have  $0 < q_\Delta/m < 1$ , or (remember that  $c_{1,2} < 0$ )  $|c_1| + |c_2| < 2m$ . This, in turn, restricts the allowed values of the (dimensionless) ratio  $m/2g^2$ ; in particular, at the one-loop level our toy model provides the lower bound

$$\frac{m}{2g^2} \gtrsim 0.14, \quad (2.19)$$

in agreement with a plethora of independent studies based on a variety of approaches in the continuum [53–56] and on the lattice<sup>3</sup> [58–61].

## 2. The negative divergence of the three-gluon vertex

In order to understand how the (negative) IR divergences that appear in the studies of special kinematic configurations of the conventional three-gluon vertex ( $Q^3$ ) are related to the properties of the  $J(q^2)$ , it is convenient to consider a model inspired by the PT-BFM three-gluon vertex ( $B^3$ ) [40, 62, 63], described in detail in Appendix A. The treatment of the conventional three-gluon vertex will be addressed in the next section; it basically boils down to a technically more involved realization of the main idea presented here.

The usual quantity employed in the lattice studies of the three-gluon vertex is denoted by  $R$  ( $\widehat{R}$  in the  $B^3$  case), and will be referred to as the “ $R$ -projector” [for its exact definition, see Eq. (3.30)]; it receives contributions from the various form factors of the three-gluon vertex, both “longitudinal” and “transverse” (see Appendix A). Due to the QED-like Ward identity (WI) satisfied by the  $B^3$  vertex, as opposed to the Slavnov-Taylor identity (STI) satisfied by the  $Q^3$  vertex, the former can be expressed *exclusively* in terms of the  $B^2$  gluon kinetic term  $\widehat{J}(q^2)$  [with  $J(q^2) = F^2(q^2)\widehat{J}(q^2)$ ], while the latter remain undetermined (they satisfy the WI automatically). From the kinematic point of view,  $R$  depends on the modulo of two independent momenta ( $q^2$  and  $r^2$ ) and the angle  $\varphi$  formed between them. It turns out that for the special case  $\varphi = \pi/2$  and  $r^2 = 0$ , any contribution from the “transverse”

---

<sup>3</sup> A review on the subject of  $d = 3$  Yang-Mills theories can be found in [57].

form factors of the three-gluon vertex drops out, and one finds that, quite remarkably,  $\widehat{R}(q^2) = [q^2 \widehat{J}(q^2)]'$ .

It is now relatively straightforward to recognize that  $\widehat{J}(q^2)$  and  $J(q^2)$  display the same type of logarithmic divergence in the IR, due to the masslessness of the corresponding ghost loop. Thus, even though the precise prefactors between each ghost loop do not coincide, due to the difference in the form of the ghost-gluon vertex in the linear covariant ( $R_\xi$ ) gauges and in the BFM (see discussion in Section III), the qualitative behavior in the limit of interest is common. Furthermore, one may recover  $R(q^2)$  from  $\widehat{R}(q^2)$  by assigning tree-level values to the ghost dressing function  $F$ , and the gluon-ghost kernel  $H$  [see Eq. (3.35)]. Therefore, if we use the fact that  $H$  does not introduce additional IR divergences [see discussion after Eq. (3.40)], then  $R(q^2)$  may be qualitatively modeled by

$$R(q^2) \sim [q^2 J(q^2)]'. \quad (2.20)$$

If we now employ the toy model of the previous subsection to evaluate the rhs of Eq. (2.20), then  $R(q^2)$  is given precisely by the expression obtained in Eq. (2.15) and Eq. (2.17). Specifically, in either case

$$R(q^2) \underset{q^2 \rightarrow 0}{\sim} c_2 J_{a_3}(q^2), \quad (2.21)$$

which gives a negative logarithmic divergence in  $d = 4$  [ $c_2 > 0$ , but  $\ln(q^2/\mu^2) < 0$ ], and a negative linear divergence in  $d = 3$  ( $1/q > 0$ , but  $c_2 < 0$ ). Summarizing,

$$R(q^2) \underset{q^2 \rightarrow 0}{\sim} \begin{cases} \ln(q^2/\mu^2), & d = 4; \\ -1/q, & d = 3. \end{cases} \quad (2.22)$$

Note that the value  $q_\Delta$ , which determines the location of the maximum of  $\Delta(q^2)$  corresponds now precisely to the “crossing point”,  $q_0$ , namely the point where  $R$  passes from positive to negative values. Thus, *within this toy model*, the location of the maximum of the gluon propagator *coincides* with the crossing point<sup>4</sup> of  $R(q^2)$ , *i.e.*,  $q_\Delta = q_0$ . Of course, the reason for this coincidence is directly related to the fact that we use a constant gluon mass,  $m^2$ . If instead we had employed a momentum dependent mass,  $m^2(q^2)$ , the location of these special points would differ,  $q_\Delta \neq q_0$ , as will happen in the full analysis of the next section.

---

<sup>4</sup> If the conditions for having a maximum in the gluon propagator were not fulfilled,  $R$  would still diverge at the origin, but there would be no crossing point:  $R$  would be negative for all values of momenta.

Finally, the ultraviolet behavior of the form factor  $R(q^2)$  is given by

$$R(q^2) \underset{q^2 \rightarrow \infty}{\sim} \begin{cases} 1 + (c_1 + c_2)[1 + \ln(q^2/\mu^2)], & d = 4; \\ 1, & d = 3. \end{cases} \quad (2.23)$$

Thus, in the three dimensional case  $R(q^2)$  saturates at its tree-level value, while in four dimensions it increases as a positive logarithm,  $R(q^2) \rightarrow +\infty$ .

### 3. Numerics

In Fig. 2 we plot the propagator  $\Delta(q^2)$ , its kinetic part  $q^2 J(q^2)$ , and finally the quantity  $R(q^2) \sim [q^2 J(q^2)]'$  for some values of the  $c_i$  constants (in the four dimensional case we have additionally fixed<sup>5</sup>  $\mu$  at 4.3 GeV, and, accordingly,  $m^2 = 0.14 \text{ GeV}^2$ ).

As one can see from the top panels of this figure (continuous curves), the propagator  $\Delta(q^2)$  of Eq. (2.11) displays an IR peak. In  $d = 3$ , this particular feature is well-established, both at the level of the lattice [2, 64], as well as from various treatments in the continuum (see, e.g., [37]). On the other hand, in  $d = 4$ , the lattice evidence for the appearance of such a peak is certainly inconclusive while in the continuum, to the best of our knowledge, this possibility has not even been contemplated. Of course, we hasten to emphasize that there are regions in the parameter space of our toy model where the “peak” flattens out completely, and escapes detection due to numerical errors.

The kinetic part of the propagator,  $q^2 J(q^2) = \Delta^{-1}(q^2) - m^2$ , is plotted in the mid panels of Fig. 2. Clearly, as mentioned earlier, due to the fact that  $m^2$  is a constant, this quantity will display a (negative) minimum at exactly the same point where the peak of the propagator is located,  $q_\Delta = q_J$ . In the  $d = 4$  case, the inset shows with more accuracy the extremely shallow minimum that is obtained for precisely those values of the  $c_i$  that cause the maximum of  $\Delta(q^2)$  to flatten in the corresponding top panel.

Finally, in the bottom panels of Fig. 2 we plot  $R(q^2)$ . Again, the constancy of the gluon mass implies that this quantity will cross zero exactly at the location of the propagator’s

---

<sup>5</sup> The choice  $\mu = 4.3 \text{ GeV}$  is lattice-motivated, in the sense that it corresponds to the last available point in the ultraviolet tail of the gluon propagator obtained from the simulation of [3]; therefore, in the full non-perturbative treatment, one usually renormalizes the gluon propagator such that  $\Delta^{-1}(\mu^2) = \mu^2$ , at that particular point. Then, the IR saturation point acquires the value  $\Delta^{-1}(0) = m^2 = 0.14 \text{ GeV}^2$ . At the level of the toy model these choices simply help us maintain a close analogy with the full treatment presented in the next section.

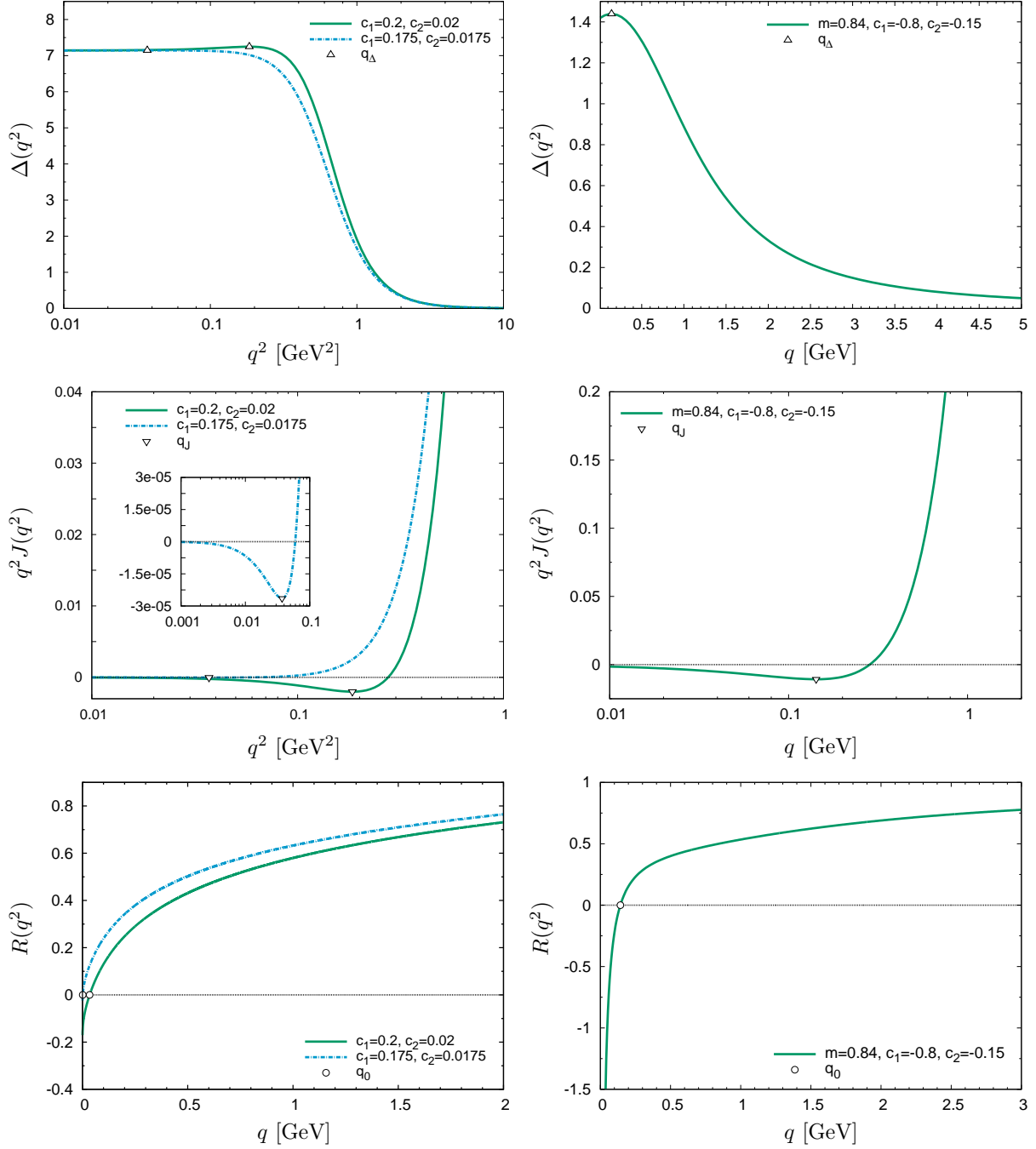


FIG. 2: (color online). The propagator  $\Delta(q^2)$ , its kinetic part  $q^2 J(q^2)$ , and the quantity  $R(q^2)$  calculated in  $d = 3, 4$  for various values of the constants  $c_1$  and  $c_2$ . In  $d = 4$  we have  $\mu = 4.3$  GeV,  $m^2 = 0.14$  GeV $^2$ , whereas in  $d = 3$  we chose  $m = 0.84$  GeV. Open up/down triangles and circles mark the position of the  $q_\Delta$ ,  $q_J$  and  $q_0$ , respectively. Notice that, in this model, the location of these three points coincides.

peak, displaying afterwards the expected divergence as  $q \rightarrow 0$ . Notice that when  $d = 4$  the zero-crossing is clearly detectable even in the region of parameters where the peak of the propagator (or the minimum of the kinetic part) is barely visible.

Summarizing, the fact that the ghost remains nonperturbatively massless has far reaching consequences, that can be captured and studied at the qualitative level by the simple model (2.11). As we will see in what follows, the conclusions reached in this section are robust, and will persist even in a fully nonperturbative setting.

### III. FULL NONPERTURBATIVE ANALYSIS

In this section we proceed to corroborate by means of a genuine nonperturbative analysis the qualitative picture derived from the toy model of the previous section. The material is organized in five interconnected subsections: *(i)* First, some general issues are discussed, which facilitate the perusal of what follows; *(ii)* Then, the detailed study of the ghost-loop contribution  $J_c(q^2)$  follows, establishing its divergent behavior in the IR; *(iii)* By employing the gluon mass equation and the lattice data for the gluon propagator, the full kinetic part,  $q^2 J(q^2)$  is determined, or, equivalently [by “subtracting”  $q^2 J_c(q^2)$ ] the gluonic contribution  $q^2 J_g(q^2)$ ; *(iv)* The  $R$ -projector of the three-gluon vertex is then studied in the relevant kinematic limit, revealing the announced divergence; *(v)* Finally, a detailed numerical analysis is carried out.

#### A. Supplementary considerations

Before entering into the technical parts of this section, let us briefly go over certain conceptual subtleties related to the PT-BFM and its propagators [21, 45].

Within the conventional formulation [65] of the SDE of the gluon propagator  $\Delta(Q^2)$ , while the *full*  $J(q^2)$  comes out multiplied by the transverse projector  $P_{\mu\nu}(q)$ , thus reflecting the transversality of the full self-energy, no particular *subset* of the diagrams defining  $J(q^2)$  displays this special property. Indeed, there is a non-trivial conspiracy of terms, stemming from each graph, that finally gives rise to a totally transverse self-energy. This fact is already captured at the level of the text-book one-loop calculation of the gluon self-energy [52]: it is only when the ghost-loop is added that one obtains the required transversality. Within this

framework, therefore, the separation of “gluonic” and “ghost” contributions to  $J(q^2)$  (say “ $J_g$ ” and “ $J_c$ ”) using Feynman graphs as a criterion is ambiguous.

On the other hand, within the PT-BFM formalism, the SDE for the  $QB$  gluon propagator  $\tilde{\Delta}$  possesses special transversality properties [see the discussion following Eq. (2.8), and the caption of Fig. 1]. As a result, one can meaningfully distinguish between two kinds of *individually transverse* contributions to  $\tilde{J}(q^2)$ ; one stemming from the ghost graphs ( $a_3$ ) + ( $a_4$ ), to be denoted by  $\tilde{J}_c(q^2)$ , and the rest, stemming from gluonic graphs, to be denoted by  $\tilde{J}_g(q^2)$ . Thus,

$$\begin{aligned} q^2 \tilde{J}_g(q^2) P_{\mu\nu}(q) &= [(a_1) + (a_2)]_{\mu\nu} + [(a_5) + (a_6)]_{\mu\nu}, \\ q^2 \tilde{J}_c(q^2) P_{\mu\nu}(q) &= [(a_3) + (a_4)]_{\mu\nu}. \end{aligned} \quad (3.1)$$

Evidently,

$$\tilde{J}(q^2) = 1 + \tilde{J}_g(q^2) + \tilde{J}_c(q^2), \quad (3.2)$$

where the “1” on the rhs comes from the tree-level graph. As far as  $\tilde{J}_g(q^2)$  is concerned, it is natural to expect that it will be IR-finite, since it originates from the gluonic graphs shown in Fig. 1, namely (single and double) integrals containing fully-dressed (and IR-finite) gluon propagators.

At this point, one may use the fundamental relation of Eq. (2.8), which is valid for the *full*  $J(q^2)$  and  $\tilde{J}(q^2)$ , in order to *define* the corresponding  $J_g(q^2)$  and  $J_c(q^2)$ , namely

$$J_{g,c}(q^2) = F(q^2) \tilde{J}_{g,c}(q^2). \quad (3.3)$$

As before,

$$J(q^2) = 1 + J_g(q^2) + J_c(q^2). \quad (3.4)$$

Finally, in order to establish a formal analogy with the toy model of the previous section, note that the correspondence with the terms appearing in Eq. (2.11) is  $J_g \leftrightarrow c_1 J_{a_1}$  and  $J_c \leftrightarrow c_2 J_{a_3}$ .

We next comment briefly on the renormalization procedure that we follow when dealing with the ultraviolet divergences of the  $d = 4$  case. Specifically, we adopt the momentum subtraction (MOM) scheme, mainly because it is employed when renormalizing the lattice results that we use as inputs in our analysis.

Within the MOM scheme, the renormalized gluon propagator is required to assume its tree-level value at the subtraction point, *i.e.*, must satisfy the condition  $\Delta_{\text{R}}^{-1}(\mu^2) = \mu^2$ , for

$\mu^2 \gg m^2$ . The (quantum) kinetic terms  $J_g^R(q^2)$  and  $J_c^R(q^2)$  are then obtained from their unrenormalized counterparts through simple subtraction,

$$J_{g,c}^R(q^2) = J_{g,c}(q^2) - J_{g,c}(\mu^2). \quad (3.5)$$

Evidently,  $J_{g,c}^R(\mu^2) = 0$ . Thus, the full renormalized kinetic term is given by

$$J^R(q^2) = 1 + J_g^R(q^2) + J_c^R(q^2), \quad (3.6)$$

with  $J^R(\mu^2) = 1$ , consistent with the condition for  $\Delta_R^{-1}(\mu^2)$  mentioned above.

Finally, in order to keep this section as self-contained as possible, we list explicitly the three special values of the momentum  $q$ , first introduced in the context of the toy model, namely:

- (i) The location of the maximum of the gluon propagator,  $\Delta(q^2)$ , is denoted by  $q_\Delta$ ;
- (ii) The location of the minimum of the kinetic term,  $q^2 J(q^2)$ , is denoted by  $q_J$ ;
- (iii) The location of the zero-crossing of the  $R$ -projector is denoted by  $q_0$ .

## B. Nonperturbative ghost-loops and the minimum of the kinetic term

Our starting point are the two fully-dressed diagrams ( $a_3$ ) and ( $a_4$ ) of Fig. 1, which, according to the above discussion, define  $J_c(q^2)$  through

$$q^2 J_c(q^2) P_{\mu\nu}(q) = F(q^2) [(a_3) + (a_4)]_{\mu\nu}. \quad (3.7)$$

Since the ghost remains massless nonperturbatively, the resulting contribution will be IR divergent, as happens in the one-loop perturbative case.

To see this in detail, let us focus on the rhs of Eq. (3.7). Factoring out the trivial color structure  $\delta^{ab}$ , one has

$$\begin{aligned} (a_3)_{\mu\nu} &= -g^2 C_A \int_k (k+q)_\mu D(k) D(k+q) \tilde{\Gamma}_\nu(k+q, -q, -k), \\ (a_4)_{\mu\nu} &= g^2 C_A g_{\mu\nu} \int_k D(k). \end{aligned} \quad (3.8)$$

In the above equations,  $\tilde{\Gamma}_\mu(r, q, p)$  is the PT-BFM vertex describing the interaction of a background gluon with a ghost and an antighost; unlike the conventional ghost-gluon vertex, its tree-level expression is symmetric in the ghost momenta,  $\tilde{\Gamma}_\mu^{(0)}(r, q, p) = (r-p)_\mu$ . In



addition, we have introduced the  $d$ -dimensional measure  $\int_k \equiv \mu^\epsilon / (2\pi)^d \int d^d k$ , where  $\mu$  is the 't Hooft mass and  $\epsilon = 4 - d$ .

Since, due to the PT-BFM properties,  $\tilde{\Gamma}_\mu$  satisfies the WI [21, 45]

$$q^\mu \tilde{\Gamma}_\mu(r, q, p) = D^{-1}(p) - D^{-1}(r), \quad (3.9)$$

one may establish immediately the transversality of this subset of diagrams, as anticipated by the presence of the projector  $P_{\mu\nu}(q)$  on the lhs of Eq. (3.7).

One may now introduce an Ansatz for  $\tilde{\Gamma}_\mu$ , that satisfies automatically the above WI, namely

$$\tilde{\Gamma}_\mu(r, q, p) = \frac{(r-p)_\mu}{r^2 - p^2} [D^{-1}(r^2) - D^{-1}(p^2)]. \quad (3.10)$$

A corresponding construction for the conventional ghost-gluon vertex would be less forthcoming, given the type of STI that the latter satisfies [52].

Obviously this procedure leaves the transverse part of the vertex,  $\mathcal{A}(r, p) [(r \cdot q)p_\mu - (p \cdot q)r_\mu]$ , undetermined; however, under rather mild assumptions on behavior of  $\mathcal{A}(r, p)$ , this term is subleading in the IR (see Appendix B), and its effects may be neglected at this stage<sup>6</sup>.

Substituting the vertex (3.10) into the first equation of (3.8), and taking the trace of both sides, one obtains

$$q^2 J_c(q^2) = C_d F(q^2) [4T(q^2) + q^2 S(q^2)], \quad (3.11)$$

where we have defined

$$C_d = \frac{g^2 C_A}{2(d-1)}, \quad (3.12)$$

and

$$\begin{aligned} T(q^2) &= \int_k \frac{F(k+q) - F(k)}{(k+q)^2 - k^2} + \left(\frac{d}{2} - 1\right) \int_k \frac{F(k)}{k^2}, \\ S(q^2) &= \int_k \frac{F(k)}{k^2(k+q)^2} - \int_k \frac{F(k+q) - F(k)}{k^2[(k+q)^2 - k^2]}. \end{aligned} \quad (3.13)$$

Let us now study at the IR behavior of these quantities. For the term  $S$  one finds

$$\begin{aligned} S(q^2) &\xrightarrow{q^2 \rightarrow 0} \int_k \frac{F(k)}{k^4} - \int_k \frac{1}{k^2} \frac{\partial F(k)}{\partial k^2} + \mathcal{O}(q^2) \\ &\sim \int_k \frac{F(k)}{k^4} - \int_0^\infty dy y^{d/2-2} F'(y) + \mathcal{O}(q^2), \end{aligned} \quad (3.14)$$

---

<sup>6</sup> Of course, in  $d = 4$  the omission of the transverse term affects the ultraviolet properties of the resulting SDE, forcing subtractive instead of multiplicative renormalization [66, 67].

where in the last step we have passed to spherical coordinates, with  $y = k^2$  [see Eq. (B4)].

The first integral on the rhs contains the divergence discussed in the previous section. This can be seen by simply setting  $F(y) = 1$ , in which case one finds a logarithmic ( $d = 4$ ) or a linear ( $d = 3$ ) divergence. Given that the full  $F(y)$  saturates at a constant value in the IR, its presence does not qualitatively modify the behavior of the integral with respect to the case when  $F(y) = 1$ ; roughly speaking, it simply changes its prefactor from 1 to  $F(0)$ .

It is now relatively straightforward to establish that the second integral in Eq. (3.14) is subleading compared to the first one, as a result of the fact that  $F(y)$  is a finite function in the entire range of momenta. Indeed, in  $d = 4$ , integration by parts shows that it is simply equal to  $F(0)$ , and, therefore, it contributes a finite constant. In  $d = 3$ , let us assume that  $F' \sim y^{-a}$ ; then one may naturally distinguish three cases, depending on the value of the exponent  $a$ . (i) if  $a < 1/2$ , it is clear that the integral is finite, and evidently subleading; (ii) if  $1/2 \leq a < 1$ , the integral diverges, but with a degree of divergence inferior to  $1/q$  (or  $y^{-1/2}$ ); (iii) if  $a \geq 1$ , the second integral diverges faster than the first. Now, given that from  $F' \sim y^{-a}$  one deduces that  $F(y) \sim (1 - a)^{-1} y^{1-a} + C$ , if  $a \neq 1$ , and  $F(y) \sim C + \ln y$ , if  $a = 1$ , the finiteness of  $F(y)$  imposes the restriction  $a < 1$ . Therefore, one is driven to the cases (i) or (ii), and, consequently, the second integral may be finite or divergent in the IR, but is certainly subleading compared to the first.

Next, consider the term  $T(q^2)$ ; following a similar procedure, we obtain

$$T(q^2) \xrightarrow{q^2 \rightarrow 0} T(0) = \int_k \frac{\partial F(k^2)}{\partial k^2} + \left(\frac{d}{2} - 1\right) \int_k \frac{F(k)}{k^2}. \quad (3.15)$$

It is now immediate to recognize that  $T(0)$  vanishes, since Eq. (3.15) is a particular case of the so-called ‘‘seagull-identity’’ [68],

$$\int_k k^2 \frac{\partial f(k^2)}{\partial k^2} + \frac{d}{2} \int_k f(k^2) = 0, \quad (3.16)$$

valid in dimensional regularization<sup>7</sup>.

Then, employing that  $T(0) = 0$ , and after repeated use of (3.16), one finds that

$$T(q^2) \xrightarrow{q^2 \rightarrow 0} -\frac{1}{12} (d - 2) q^2 \int_k \frac{1}{k^2} \frac{\partial F(k)}{\partial k^2} + \mathcal{O}(q^4), \quad (3.17)$$

---

<sup>7</sup> The origin of Eq. (3.16) is simple integration by parts, where the surface term is dropped by appealing to the analyticity properties of dimensional regularization. Its main function in the context of gluon mass generation is to enforce the complete cancellation of all quadratic (seagull-type) divergences.

that is, we end up with the first integral on the rhs of Eq. (3.14), which is subleading.

Thus, if we split  $J_c$  in a part that contains the leading contribution in the IR,  $J_c^\ell(q^2)$ , and the rest that is subleading,  $J_c^{\text{sl}}(q^2)$ ,

$$J_c(q^2) = J_c^\ell(q^2) + J_c^{\text{sl}}(q^2), \quad (3.18)$$

we conclude that the leading divergent contribution is that contained in the first term of  $S(q^2)$ , namely

$$J_c^\ell(q^2) = C_d F(q^2) \int_k \frac{F(k)}{k^2(k+q)^2}. \quad (3.19)$$

On the other hand,  $J_c^{\text{sl}}(q^2)$  consists of all those terms that have been discarded throughout the procedure described above. It may be computed numerically, but its detailed form is of no immediate interest, and it will be simply included in the full curve describing  $J_c(q^2)$ .

The divergent nature of  $J_c(q^2)$  causes the kinetic term  $q^2 J(q^2)$  to acquire a minimum in the IR region, as can be demonstrated by following basically the arguments related with Eq. (2.15). In particular, using Eqs. (3.4) and (3.18), one has

$$[q^2 J(q^2)]' = J_c^\ell(q^2) + \{1 + q^2 J'(q^2) + J_c^{\text{sl}}(q^2)\}. \quad (3.20)$$

Now, as happens in the case of the toy model, (i) the quantity in curly brackets is subleading in the IR, and (ii) the above derivative is positive in the ultraviolet, since  $q^2 J(q^2)$  increases [and so,  $\Delta(q^2)$  decreases]. Thus, the derivative reverses its sign, becoming zero at the point  $q_J$ , namely

$$[q^2 J(q^2)]'_{q=q_J} = 0. \quad (3.21)$$

We must emphasize at this point that even though the existence of the minimum is established by means of the above argument, its location cannot be accurately determined, because we do not know all terms appearing in the curly bracket of Eq. (3.20). Therefore,  $q_J$  cannot be computed *directly*; however, in the next subsection we will determine its value *indirectly*, from the (better known) combination  $\Delta^{-1}(q^2) - m^2(q^2)$ .

### C. Maximum of $\Delta(q^2)$ , and indirect determination of $J_g(q^2)$ .

Let us now examine whether the maximum of the gluon propagator established in Section II in the context of the toy model persists in the full nonperturbative treatment.

Evidently, the main qualitative difference between the two situations is that now the gluon mass is not a constant, but a function of the momentum,  $m^2(q^2)$ . Specifically, the corresponding  $[\Delta^{-1}(q^2)]'$  reads

$$[\Delta^{-1}(q^2)]' = [q^2 J(q^2)]' + [m^2(q^2)]'. \quad (3.22)$$

Now, if the quantity  $[m^2(q^2)]'$  is a “well-behaved” function, then the arguments following Eq. (3.20) would again go through here. In particular, the existence of a zero is guaranteed, provided that the IR divergence of  $J_c^\ell(q^2)$  is not cancelled exactly by a similar divergence (with opposite sign) contained in  $[m^2(q^2)]'$ .

To discard this remote possibility, we turn to the dynamical equation that governs  $m^2(q^2)$ , which, in its exact form, reads [34]

$$m^2(q^2) = -g^2 C_A D(q^2) \int_k m^2(k^2) \Delta_\rho^\mu(k) \Delta^{\nu\rho}(k+q) \mathcal{K}_{\mu\nu}(k, q), \quad (3.23)$$

with the kernel given by

$$\begin{aligned} \mathcal{K}_{\mu\nu}(k, q) &= [(k+q)^2 - k^2] \{1 - [Y(k+q) + Y(k)]\} g_{\mu\nu} \\ &+ [Y(k+q) - Y(k)] (q^2 g_{\mu\nu} - 2q_\mu q_\nu), \end{aligned} \quad (3.24)$$

and  $Y$  defined through

$$Y(k^2) = \frac{g^2 C_A}{4k^2} k_\alpha \int_r \Delta^{\alpha\rho}(r) \Delta^{\beta\sigma}(r+k) \Gamma_{\sigma\rho\beta}(-r-k, r, k), \quad (3.25)$$

where  $\Gamma_{\sigma\rho\beta}$  is the full three-gluon vertex.

This equation has been studied in  $d = 4$ , under certain simplifying assumptions regarding the structure of the function  $Y(k^2)$ . In particular,  $Y$  was replaced by its lowest perturbative approximation, given by

$$Y_R(k^2) = -\frac{\alpha_s C_A}{4\pi} \frac{15}{16} \log \frac{k^2}{\mu^2}, \quad (3.26)$$

with  $\alpha_s$  the value of the strong coupling at the subtraction point chosen. In practice, this simple approximation is improved by letting  $Y \rightarrow CY$ , where  $C$  is an arbitrary constant, modeling further corrections that may be added to the “skeleton” result of Eq. (3.26).

From Eq. (3.23) one obtains positive-definite solutions for the gluon mass function, at least within a reasonable range of physical momenta. In particular, for  $\alpha_s = 0.22$ , which

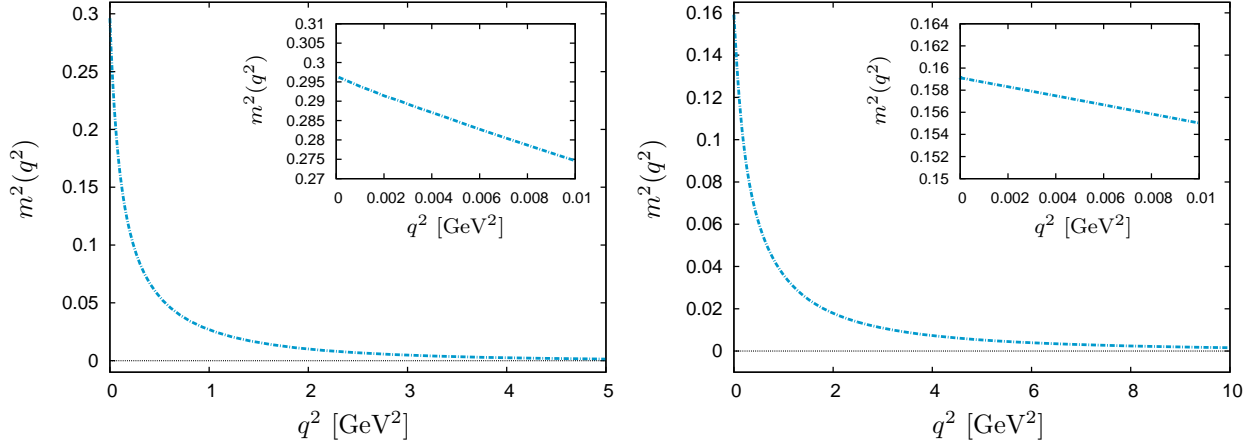


FIG. 3: (color online). Solutions of the mass equation for the SU(2) (left) and SU(3) (right) gauge groups. In the insets we show the deep IR region of the same curves.

is the “canonical” MOM value for  $\mu = 4.3$  GeV [69], and  $C = 9.2$ , the function  $m^2(q^2)$  is positive and monotonically decreasing in the range of momenta between<sup>8</sup> 0 to 5.5 GeV.

Evidently, this behavior (see Fig. 3) excludes the possibility of  $m^2(q^2)$  having a divergent (and positive) derivative at the origin. Therefore, we conclude that the rhs of Eq. (3.22) must reverse its sign at some point ( $q_\Delta$ ), where the corresponding gluon propagator will display a maximum. Of course, the presence of the term  $[m^2(q^2)]'$  in Eq. (3.22) prevents the coincidence between  $q_\Delta$  and  $q_J$ , unless  $[m^2(q^2)]'_{q=q_J} = 0$ ; but this possibility is discarded, due to the monotonic nature of  $m^2(q^2)$ . Thus, we conclude that  $q_\Delta \neq q_J$ .

One may go one step further, and demonstrate that, in fact,  $q_J < q_\Delta$ . Indeed, evaluating both sides of Eq. (3.22) at the point  $q_J$ , where the first term on the rhs vanishes, one has

$$[\Delta^{-1}(q_J^2)]' = [m^2(q_J^2)]' < 0, \quad (3.27)$$

since  $m^2(q^2)$  is monotonically decreasing. Thus, at  $q_J$  the derivative of  $\Delta^{-1}(q^2)$  is still negative, and has yet to reach its point of zero-crossing, a fact that places  $q_\Delta$  to the right of  $q_J$  on the axis of momenta. As shown in Fig. 6, this particular inequality is in complete agreement with the numerical analysis presented in the last subsection.

In addition to consolidating the above considerations, the (approximate) knowledge of  $m^2(q^2)$ , when combined with the lattice information on the full  $\Delta(q^2)$  [1–5], may furnish the

<sup>8</sup> Past this point  $m^2(q^2)$  turns negative (but its magnitude is extremely small), reaching finally zero from negative values [70]. The necessary refinements for rectifying this will be reported elsewhere.

full  $q^2 J(q^2)$ , simply from

$$q^2 J(q^2) = \underbrace{\Delta^{-1}(q^2)}_{\text{lattice}} - \underbrace{m^2(q^2)}_{\text{Eq. (3.23)}}. \quad (3.28)$$

When coupled with the result (3.11), the procedure outlined above allows for a gauge-invariant identification of the two components contributing to the gluon propagator. Specifically, the gluon kinetic term can be obtained from [see also Eq. (3.4)]

$$q^2 + q^2 J_g(q^2) = \underbrace{\Delta^{-1}(q^2)}_{\text{lattice}} - \underbrace{m^2(q^2)}_{\text{Eq. (3.23)}} - \underbrace{q^2 J_c(q^2)}_{\text{Eq. (3.11)}}. \quad (3.29)$$

The results of these operations will be discussed in the last subsection.

#### D. The $R$ -projector

The final step is to link the gluon kinetic term with lattice simulations of the three-gluon vertex. To this end, let us recall that the typical quantity employed on the lattice projects the full vertex on its tree-level value, dividing out, at the same time, external leg corrections [6, 7]. Specifically, for the three-gluon vertex in the Landau gauge, one considers

$$R(q, r, p) = \frac{\mathcal{N}(q, r, p)}{\mathcal{D}(q, r, p)}, \quad (3.30)$$

where

$$\begin{aligned} \mathcal{N}(q, r, p) &= \Gamma_{\alpha\mu\nu}^{(0)}(q, r, p) P^{\alpha\rho}(q) P^{\mu\sigma}(r) P^{\nu\tau}(p) \Gamma_{\rho\sigma\tau}(q, r, p), \\ \mathcal{D}(q, r, p) &= \Gamma_{\alpha\mu\nu}^{(0)}(q, r, p) P^{\alpha\rho}(q) P^{\mu\sigma}(r) P^{\nu\tau}(p) \Gamma_{\rho\sigma\tau}^{(0)}(q, r, p). \end{aligned} \quad (3.31)$$

As already mentioned, the ratio (3.30) can be characterized by the modulo of two independent momenta and the angle formed between them, so that one has  $R = R(q^2, r^2, \varphi)$ . Then, the quantity of interest corresponds to the so-called ‘‘orthogonal configuration’’,  $\varphi = \pi/2$ , where, in addition, we take the limit  $r^2 \rightarrow 0$ , namely  $R(q^2, 0, \pi/2)$ .

In this particular limit,  $R$  may be obtained from the combination [71]

$$R(q^2, 0, \pi/2) = X_7(q^2, 0, \pi/2) + q^2 X_9(q^2, 0, \pi/2). \quad (3.32)$$

In the formula above,  $X_{7,9}$  represent two of the ten longitudinal form factors which characterize the longitudinal part of the vertex (see Appendix A); their explicit form can be

determined by solving the STI satisfied by the vertex and reads [72]

$$\begin{aligned}
X_7(q, r, p) &= \frac{1}{4} \{ 2[F(q^2)J(p^2)a_{rqp} + F(p^2)J(q^2)a_{rpq}] + r^2[F(p^2)J(r^2)b_{qpr} + F(q^2)J(r^2)b_{pqr}] \\
&\quad + (q^2 - p^2)[F(r^2)J(q^2)b_{prq} + F(q^2)J(p^2)b_{rqp} - F(r^2)J(p^2)b_{qrp} - F(p^2)J(q^2)b_{rpq}] \\
&\quad + 2(q \cdot r)F(p^2)J(q^2)d_{rqp} + 2(r \cdot p)F(q^2)J(p^2)d_{rqp} \}, \tag{3.33}
\end{aligned}$$

$$X_9(q, r, p) = \frac{F(r^2)}{q^2 - p^2} [J(q^2)a_{prq} - J(p^2)a_{qrp} + (r \cdot p)J(p^2)d_{qrp} - (q \cdot r)J(q^2)d_{prq}], \tag{3.34}$$

with  $a$ ,  $b$  and  $d$  representing the form factors appearing in the tensorial decomposition of the gluon-ghost kernel  $H$  [72]

$$H_{\nu\mu}(p, r, q) = g_{\mu\nu}a_{qrp} - r_\mu q_\nu b_{qrp} + q_\mu p_\nu c_{qrp} + q_\nu p_\mu d_{qrp} + p_\mu p_\nu e_{qrp}, \tag{3.35}$$

and  $a_{qrp}$  a short-hand notation for  $a(q, r, p)$ , etc. Note finally that, in this particular kinematic limit, the four (undetermined) transverse components of the three-gluon vertex (see Appendix A) drop out completely.

Let us now study the IR behavior of  $R(q^2, 0, \pi/2)$ . Consider first the  $X_7$  term; in the orthogonal configuration one has

$$p^2 = q^2 + r^2; \quad (q \cdot r) = 0; \quad (q \cdot p) = -q^2; \quad (r \cdot p) = -r^2; \tag{3.36}$$

then, taking the limit  $r^2 \rightarrow 0$ , Eq. (3.33) gives the result

$$X_7(q^2, 0, \pi/2) = F(q^2)J(q^2)a(0, q, -q). \tag{3.37}$$

For  $X_9$ , which in the orthogonal configuration reads

$$X_9(q^2, r^2, \pi/2) = F(r^2)J(p^2)d_{qrp} - \frac{F(r^2)}{r^2} [J(q^2)a_{prq} - J(p^2)a_{qrp}], \tag{3.38}$$

the corresponding treatment is slightly more involved. The first term appearing in Eq. (3.38) can be simplified using the identity<sup>9</sup> [73]

$$F(r^2)[a_{qrp} - (q \cdot r)b_{qrp} + (q \cdot p)d_{qrp}] = F(q^2)[a_{rqp} - (q \cdot r)b_{rqp} + (p \cdot r)d_{rqp}], \tag{3.39}$$

yielding in the limit of interest

$$q^2 F(0)d(q, 0, -q) = F(0) - F(q^2)a(0, q, -q). \tag{3.40}$$

---

<sup>9</sup> This identity is a direct consequence of the STI satisfied by the ghost kernel  $H$ , and constitutes a necessary condition for obtaining a consistent solution of the STIs of the three-gluon vertex [73].

In arriving at the above result we used the fact that, in the Landau gauge,  $a(q, 0, -q)$  maintains to all orders its tree-level value [74], *i.e.*,  $a(q, 0, -q) = 1$ .

For the second term in Eq. (3.38) one needs to perform a Taylor expansion around  $r^2 = 0$  of both  $a_{prq}$  and  $J(p)a_{qrp}$ ; using

$$\begin{aligned} a_{prq} \Big|_{r^2 \rightarrow 0} &= 1 + r^2 \frac{\partial}{\partial r^2} a_{prq} \Big|_{r^2=0} + \mathcal{O}(r^4), \\ J(p)a_{qrp} \Big|_{r^2 \rightarrow 0} &= J(q) + r^2 \frac{\partial}{\partial r^2} [a_{qrp} J(p)] \Big|_{r^2=0} + \mathcal{O}(r^4), \end{aligned} \quad (3.41)$$

we obtain

$$- \frac{F(r^2)}{r^2} [J(q^2)a_{prq} - J(p^2)a_{qrp}] \Big|_{r^2 \rightarrow 0} = F(0) \left[ J'(q^2) + J(q^2) \frac{\partial}{\partial r^2} (a_{qrp} - a_{prq}) \Big|_{r^2=0} \right], \quad (3.42)$$

where the prime denotes, as usual, derivatives with respect to  $q^2$ . Thus, inserting Eqs. (3.40) and (3.42) in Eq. (3.38), one derives the expression

$$q^2 X_9(q^2, 0, \pi/2) = J(q^2)[F(0) - F(q^2)a(0, q, -q)] + F(0)q^2 J'(q^2) + \mathcal{O}(q), \quad (3.43)$$

with  $\mathcal{O}(q)$  indicating subleading terms, specifically the derivative of  $a_{qrp} - a_{prq}$  appearing in Eq. (3.42).

Substituting the results (3.37) and (3.43) in Eq. (3.32), we obtain the final expression (we only indicate  $q^2$  in the argument)

$$R(q^2) = F(0)[q^2 J(q^2)]' + R^{sl}(q^2), \quad (3.44)$$

which shows that the behavior of  $R$  in the deep IR is determined solely by  $J$ ,

$$R(q^2) \underset{q^2 \rightarrow 0}{\sim} F(0)J(q^2). \quad (3.45)$$

The term  $R^{sl}(q^2)$  denotes the subleading corrections not contained in the first term. Therefore, from Eq. (3.19), the dominant contribution in that limit is

$$R(q^2) \underset{q^2 \rightarrow 0}{\sim} C_d F^2(0) \int_k \frac{F(k)}{k^2(k+q)^2}. \quad (3.46)$$

If we now assume that the ultraviolet behavior of  $R(q^2)$  is qualitatively described by Eq. (2.23), then the  $R(q^2)$  of Eq. (3.44) must vanish at a point  $q_0$ ,  $R(q_0^2) = 0$ , and then eventually diverge in the IR, according to Eq. (3.46).



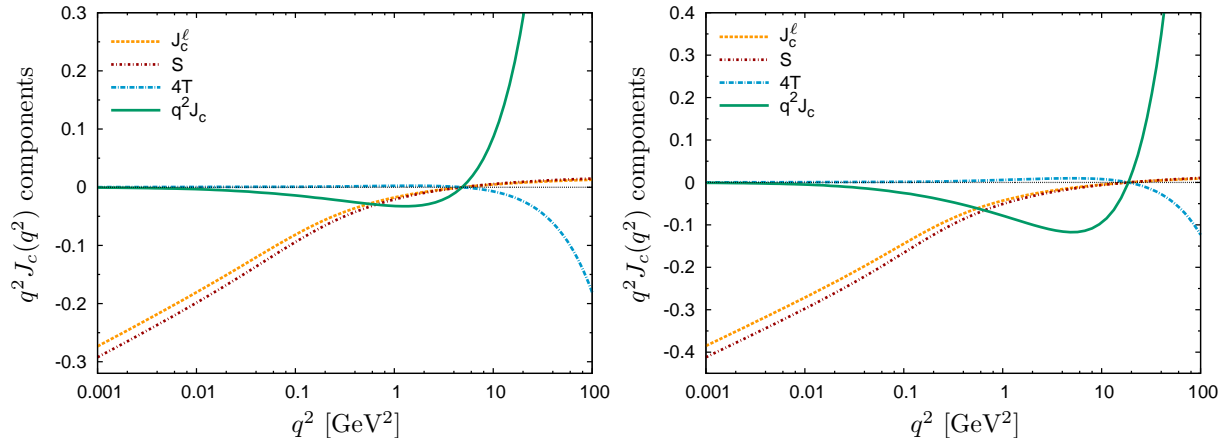


FIG. 4: (color online). The ghost-loop contribution,  $q^2 J_c(q^2)$ , to the gluon kinetic term  $q^2 J(q^2)$  for the SU(2) (left) and SU(3) (right) gauge groups.

The location of  $q_0$  with respect to the other two special points,  $q_\Delta$  and  $q_J$ , is not possible to determine. Since, from Eq. (3.22) we have  $[q_\Delta^2 J(q_\Delta^2)]' = -[m^2(q_\Delta^2)]'$ , the value of  $R(q^2)$  at these two points is given by

$$\begin{aligned}
 R(q_\Delta^2) &= R^{\text{sl}}(q_\Delta^2) - F(0)[m^2(q_\Delta^2)]', \\
 R(q_J^2) &= R^{\text{sl}}(q_J^2).
 \end{aligned}
 \tag{3.47}$$

For the point  $q_0$  to coincide with either  $q_\Delta$  or  $q_J$ , the corresponding rhs in Eq. (3.47) ought to vanish; this possibility, however, cannot be checked analytically, due to the lack of knowledge of the function  $R^{\text{sl}}$ . Of course, in the toy model,  $R^{\text{sl}}$  is identically zero, and so is the derivative of the mass, forcing the equality between these three special points. The available lattice data for SU(2) in  $d = 3$  [2, 6, 7] seem to suggest a relative proximity between  $q_0$  and  $q_\Delta$ , with  $q_\Delta \approx q_0 \approx 380$  MeV; of course, the lattice parameters used for computing the two- and three-point functions are rather different, so this comparison is only suggestive at this point.

## E. Numerical results

We finally carry out a detailed numerical study of all the quantities introduced in the previous four subsections.

We start with the four dimensional case, for which in Fig. 4 we show the full non-perturbative results for the ghost-loop contribution (3.7) to the gluon kinetic term  $q^2 J(q^2)$ .

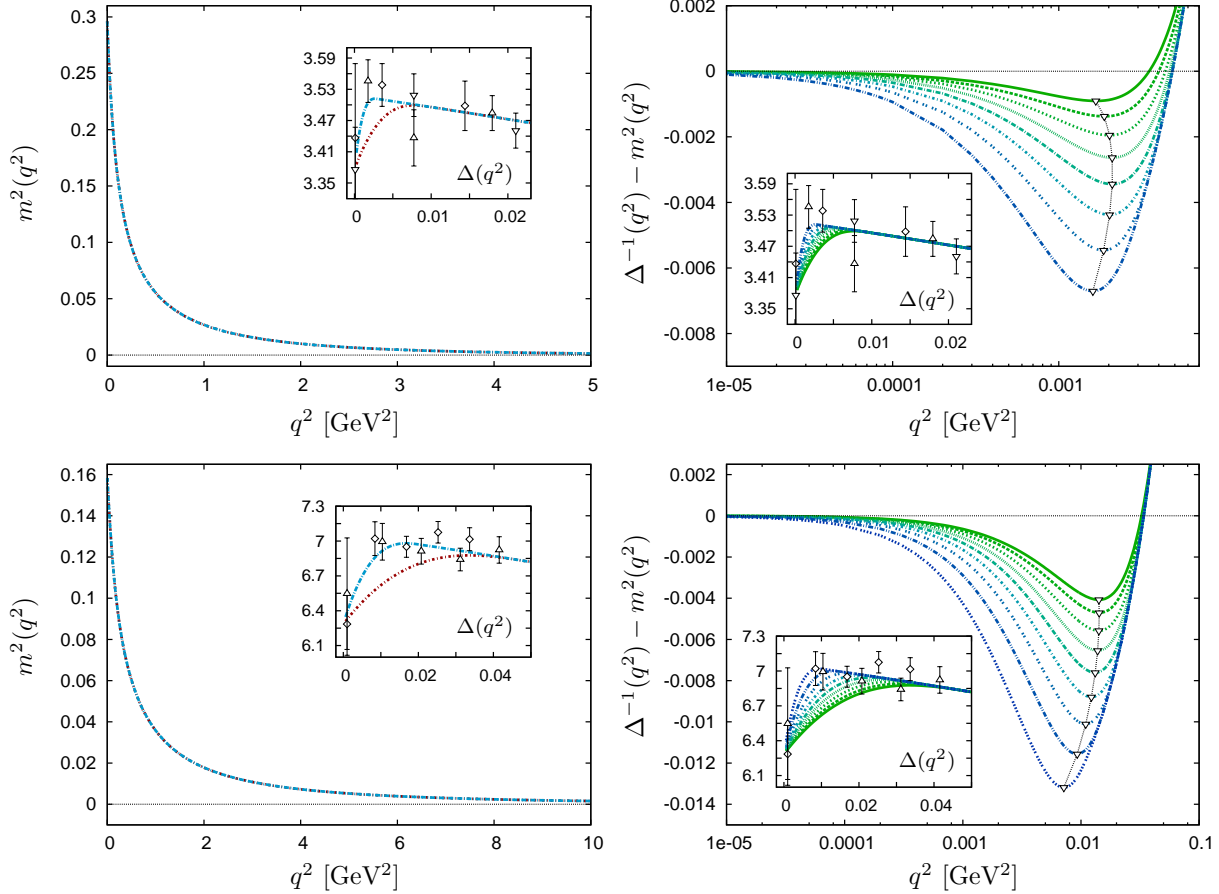


FIG. 5: (color online). The dynamical gluon mass (left panels) and the propagator's full kinetic part  $\Delta^{-1}(q^2) - m^2(q^2)$  (right panels) for the SU(2) (top) and SU(3) (bottom) gauge groups. Whereas the solutions of the mass equation are clearly insensitive to the presence of a maximum in the propagator, as shown for two representative cases, the full kinetic term develops a negative minimum ( $q_J$ ), whose position is marked in the right panels by open (down) triangles. Insets show in all cases the IR behavior of the various propagator fits used as input, together with the corresponding lattice data.

For obtaining these results we have evaluated all the terms appearing in Eqs. (3.11) and (3.13), using as input the SU(2) [2] and SU(3) [3] unquenched lattice data for the ghost dressing function. As anticipated, the IR logarithmic divergence, clearly identified by the linear behavior (in log scale) of the  $S$  term, persists in both cases even in a fully nonperturbative setting.

As a consequence of this divergence, the lattice data for the gluon propagator must have a maximum located in the (deep) IR region. It turns out that such a maximum is indeed

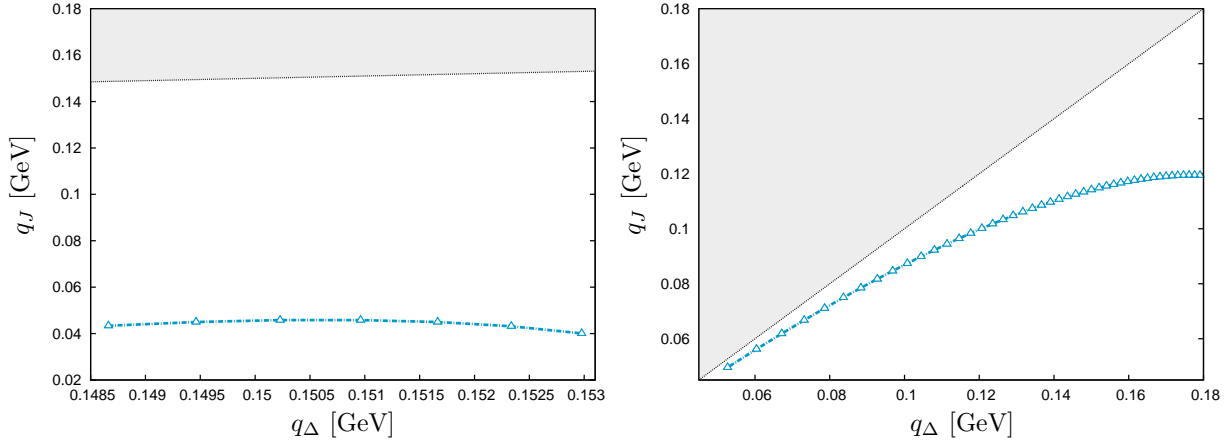


FIG. 6: (color online). The points  $q_J$  plotted as a function of the points  $q_\Delta$  for the SU(2) (left) and SU(3) (right) gauge groups. The shaded area on both panels corresponds to the region  $q_J \geq q_\Delta$ .

already encoded in the lattice data for the gluon propagator, which display a suppression of the deep IR points. This particular feature is shown in the insets appearing in the panels of Fig. 5, where, together with the lattice data, we also plot different fitting curves, in which the position of the maximum is varied.

We next turn to the indirect determination of  $q^2 J(q^2)$  from Eq. (3.28), using as basic input the family of curves for  $\Delta(q^2)$  obtained in the previous step. To that end, we first establish that, when the latter curves are used as input for the mass equation (3.23), the resulting masses turn out to be completely independent of the location and the size of the maximum of the propagator (left panels of Fig. 5). Thus, while  $\Delta(q^2)$  is varied on the rhs of Eq. (3.28), the corresponding  $m^2(q^2)$  remains the same for all cases. The result of this procedure is shown on the right panels of Fig. 5; each  $q^2 J(q^2)$  so obtained vanishes at the origin, decreases in the deep IR, and reaches a negative minimum before crossing zero and turning positive. The location of the corresponding minimum,  $q_J$ , is clearly marked for each separate case.

Evidently, since every  $\Delta(q^2)$  has a maximum at a point  $q_\Delta$ , and since from each such  $\Delta(q^2)$  we obtain a  $q^2 J(q^2)$  with a minimum at a point  $q_J$ , one may plot  $q_J$  as a function of  $q_\Delta$ . The resulting relation is shown in Fig. 6. The shaded area serves as a reference, corresponding to the case  $q_J \geq q_\Delta$ . The plot clearly indicates that all points lie below this region, demonstrating that, indeed,  $q_J < q_\Delta$ , as previously anticipated using Eq. (3.27).

Notice that, as an important by-product of this analysis, we are able to disentangle

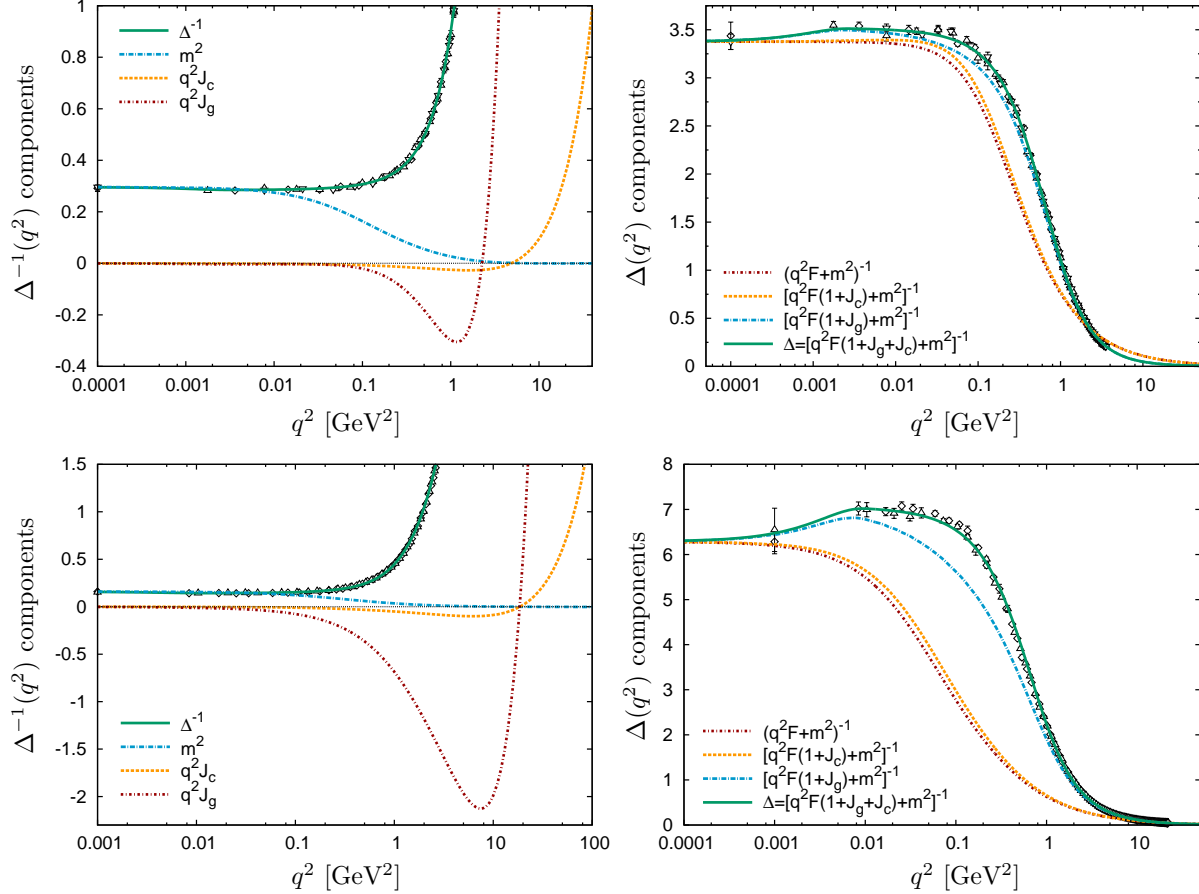


FIG. 7: (color online). The gauge-invariant decomposition of the ghost and gluon components of the gluon propagator (right panels) and its inverse (left panels) for the SU(2) (top) and SU(3) (bottom) gauge groups. Notice that in the left panels the tree-level contribution to the gluon kinetic term has been suppressed; its effect can be seen clearly in Fig 8.

gauge-invariantly the ghost and gluon contributions to the kinetic term and the propagator. This is shown in Fig. 7, where one can appreciate that the gluon contribution is dominant; however, in the crucial region below 1 GeV<sup>2</sup> there are still sizable contributions from ghost terms. It should be also noticed that there is a substantial difference between the SU(3) and SU(2) gauge groups, in the sense that the relative size disparity between the various components is more moderate in the SU(2) case. Finally, in Fig. 8 we show the tree-level and quantum part of the gluon kinetic term: notice that in this case, any structure appearing in the quantum term gets completely washed out by the tree-level term (obviously absent for the ghost contributions).

As Eq. (3.44) reveals, the position of the minimum of the full kinetic term provides an

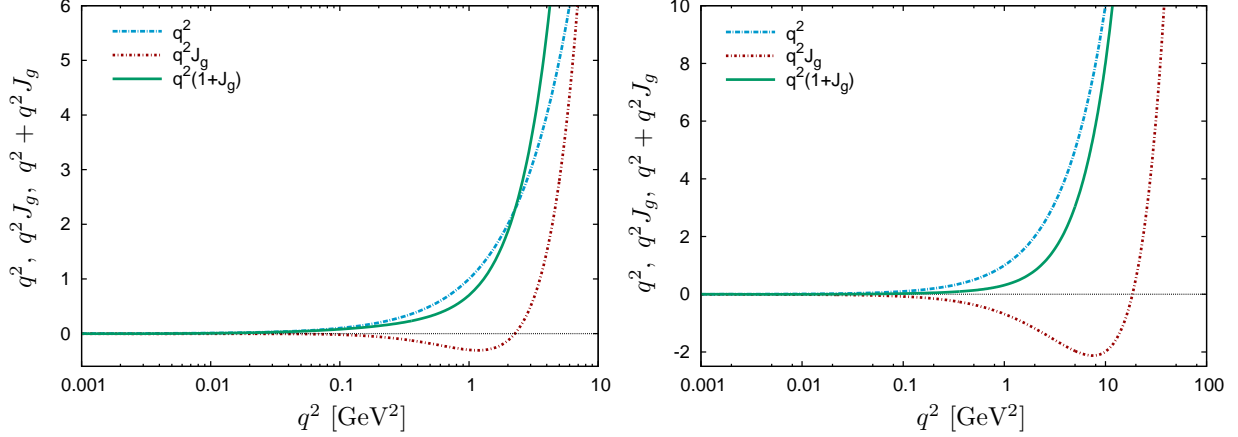


FIG. 8: (color online). Tree-level and quantum contributions to the gluon kinetic term for SU(2) (left panel) and SU(3) (right panel).

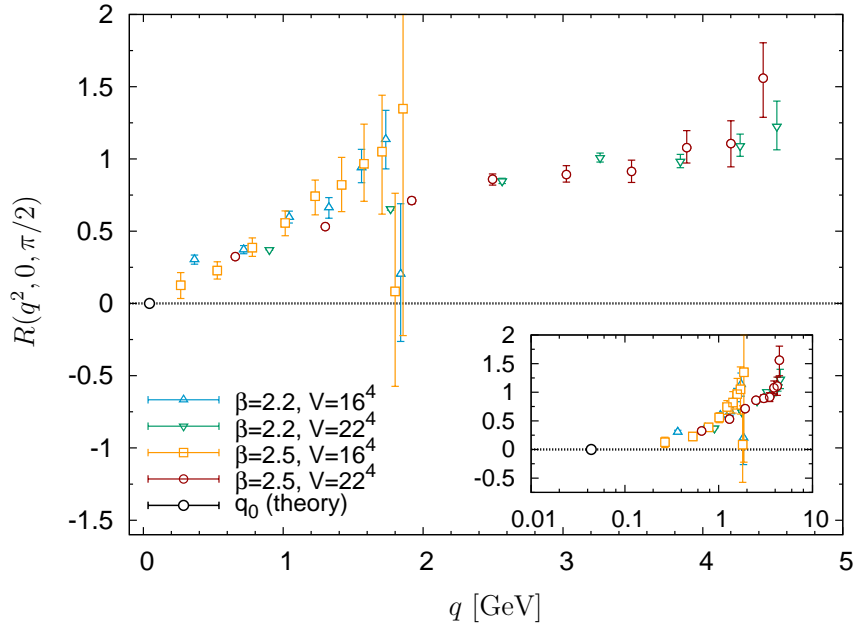


FIG. 9: (color online). Prediction for the zero-crossing of the SU(2) form factor  $R(q^2, 0, \pi/2)$  measured on the lattice in four dimensions. The inset shows a logarithmic plot of the same quantity.

estimate for the momentum  $q_0$  where the three-gluon projector  $R(q^2, 0, \pi/2)$  crosses zero and reverses sign. In the SU(2) case this turns out to be located quite deep in the IR, as one gets (see Fig. 9)  $q_0 \approx 44$  MeV, while for SU(3) we obtain  $q_0 \approx 132$  MeV.

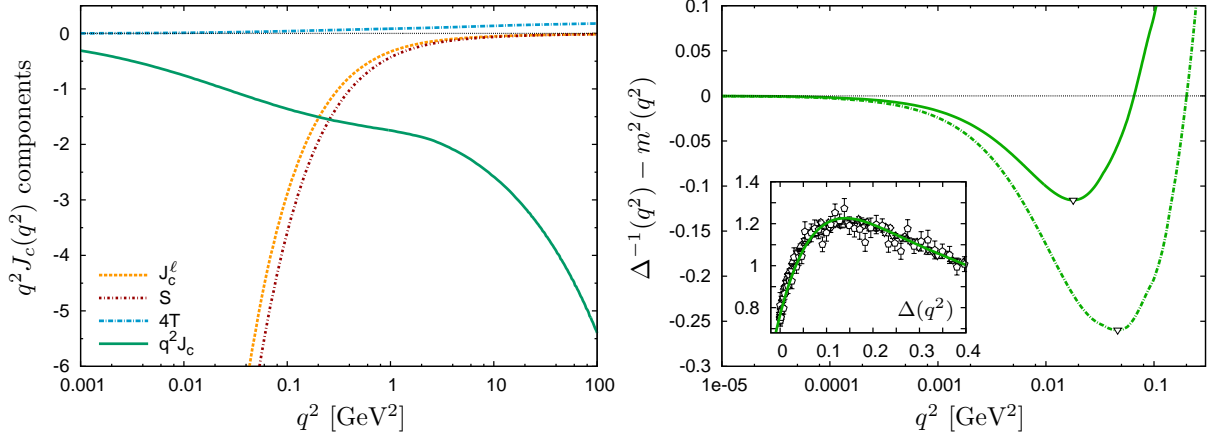


FIG. 10: (color online). The ghost kinetic term  $q^2 J_c(q^2)$  (left panel), and the propagator's full kinetic part  $\Delta^{-1}(q^2) - m^2(q^2)$  (right panel), for the SU(2) three dimensional case. The two curves in the right panel corresponds to two different runnings for the dynamical mass. Finally, the inset in the same panel shows the IR propagator fit together with the corresponding lattice data.

At this point, we can use the relation (see, *e.g.*, [75])

$$q = \frac{2}{a} \sin \frac{\pi k}{L} \times 197.3 \text{ MeV fm}, \quad (3.48)$$

with  $a$  the lattice size (in fermi),  $L$  the number of lattice sites and  $k \leq L$  an integer locating the different sites in the corresponding lattice direction, in order to convert the numbers obtained above into the lattice volumes needed to resolve them. Setting  $k = 1$  (corresponding evidently to the minimum momentum which can be reached for a given  $L$ ), and choosing the most coarse lattices used in the literature ( $a \approx 21$  fm at  $\beta = 2.5$  for the SU(2) case [7]), one obtains  $L \sim 130$ , which does not seem attainable with current simulations (which have  $L = 22$  at most). In the SU(3) case, assuming that simulations can be performed at  $\beta = 5.7$  with  $a \approx 0.17$  fm (that is, in the same conditions used for simulating the gluon and ghost two-point sectors in [3]), one obtains instead  $L \sim 60$ . Obviously, these numbers are indicative, but they seem to suggest that resolving the zero-crossing of  $R$  on the lattice in four dimensions could represent a challenging endeavor.

We next turn to the three dimensional case. In the left panel of Fig. 10 we plot the ghost kinetic term, showing the expected linear divergence; the latter translates into the well-known peak structure displayed in the IR by the gluon propagator (right panel inset) [2]. However, in order to repeat in  $d = 3$  the exercise of obtaining the kinetic term

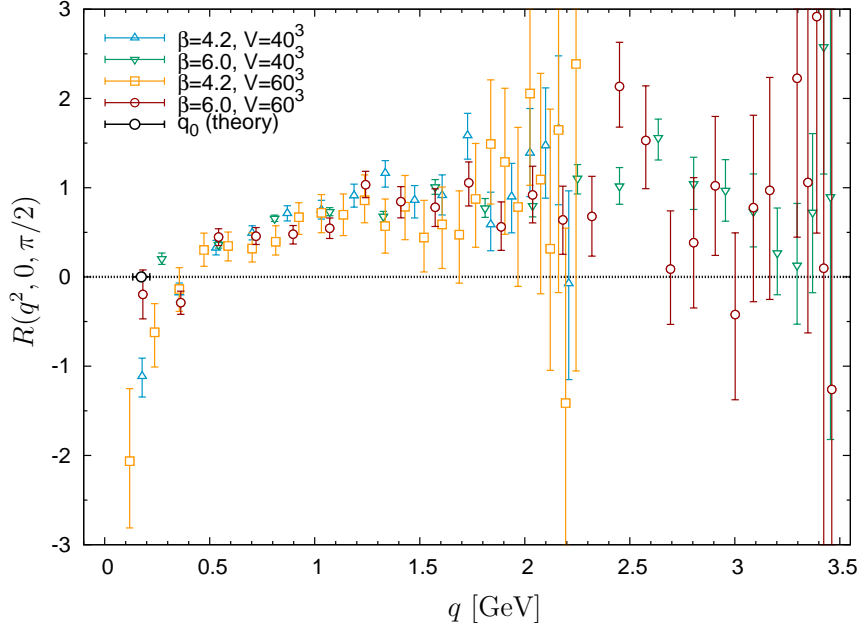


FIG. 11: (color online). Prediction for the zero-crossing of the SU(2) form factor  $R(q^2, 0, \pi/2)$ , measured on the lattice in three dimensions. The point shown is the average of the minima of the kinetic term for the two different runnings of the dynamical mass, with the error corresponding to the semidifference of these two points.

$q^2 J(q^2)$  from Eq. (3.28), an additional assumption is needed. Specifically, whereas the mass equation (3.23) is valid also in  $d = 3$ , the term  $Y$  has not been computed in this case; as a consequence, no solutions for  $m^2(q^2)$  are available. We will circumvent this difficulty by simply *assuming* that the three-dimensional gluon mass behaves in a way similar to that of  $d = 4$ . Given the need for this additional assumption, it is natural to consider the corresponding results for  $q^2 J(q^2)$  as less definite than in the  $d = 4$  case. In fact, in order to acquire a quantitative notion of how the running of the mass influences these results, we carry out the analysis twice, once for the four-dimensional  $m^2(q^2)$  obtained for SU(2), and once for the corresponding mass in SU(3). The results are shown in the right panel of Fig. 10. Depending on the mass solution used, the position of the minimum of the kinetic term is located between  $q_0 \approx 134$  (SU(2) mass) and  $q_0 \approx 215$  MeV (SU(3) mass); this compares relatively well with lattice simulations of  $R$  (Fig. 11), which locate the zero-crossing at around 380 MeV.

## IV. CONCLUSIONS

In this work we have presented a set of connections that link the IR behavior of the gluon two- and three-point sector in quenched QCD. Specifically, we have shown that the fact that the ghost field remains nonperturbatively massless, as opposed to the gluon which acquires a dynamically generated mass, implies unavoidably the existence of a negative IR divergence in the dimensionless co-factor  $J(q^2)$  of the kinetic part of the gluon propagator (in  $d = 4$ ,  $J \sim \ln q^2$ , and in  $d = 3$ ,  $J \sim 1/q$ ). This divergence, originating exclusively from the one-loop dressed diagrams involving a ghost loop, does not affect the finiteness of the gluon two-point function, since the full kinetic term is multiplied by a  $q^2$ . However, its presence manifests itself in at least three different ways: first, the dimensionful kinetic part  $q^2 J(q^2)$  has a minimum, located at  $q_J$ ; second, the full gluon propagator  $\Delta(q^2)$  displays a maximum, at a point denoted by  $q_\Delta$ ; third, a (negative) divergence emerges in certain kinematic limits of the three-gluon sector, where the standard lattice projector,  $R(q^2)$ , is proportional to  $J(q^2)$ ; the point where  $R(q^2)$  vanishes is denoted by  $q_0$ .

The PT-BFM formalism turns out to be particularly suited for verifying the above picture quantitatively, mainly because it allows for a gauge-invariant separation of the ghost and gluon contributions to the gluon propagator. Consequently, one can identify the divergent ghost term in a meaningful and unambiguous way. Specifically, the fact that the special ghost-gluon vertex  $\tilde{\Gamma}_\mu$  satisfies the QED-like WI of Eq. (3.9), furnishes a closed all-order expression for its longitudinal part, which is not possible to obtain for the corresponding vertex of the conventional ( $R_\xi$ ) formulation. In addition, when one combines the aforementioned feature of individual transversality with the gluon mass equation and the available large-volume lattice data, one is able to separate gauge-invariantly the gluon- and ghost-loop contributions to the full kinetic term  $q^2 J(q^2)$ .

An additional interesting result in this context is the inequality between the special points  $q_J$  and  $q_\Delta$ , namely  $q_J < q_\Delta$ , which constitutes a clear and definite prediction of this particular approach based on the gluon mass generation. Specifically, the aforementioned relation is a direct result of Eq. (3.22), and in particular of the monotonically decreasing nature of the gluon mass  $m^2(q^2)$ , as obtained from the corresponding dynamical equation. This relation, in conjunction with the indirect determination of  $q^2 J_g(q^2)$  may provide valuable guidance in the effort to obtain the entire kinetic term of the gluon propagator from a complete



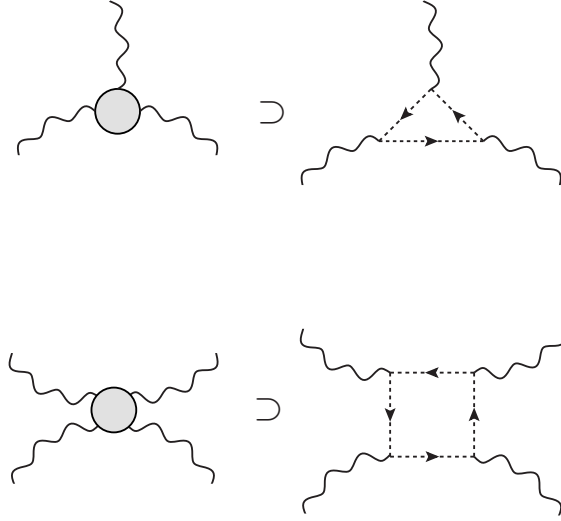


FIG. 12: The lowest order diagrams displaying a ghost loop in the case of the three- and four-gluon sector.

treatment of the corresponding SDE.

In the study of the  $R$ -projector, we have used as reference the results obtained for the vertex with three incoming background fields ( $B^3$ ). The main reason for this choice is the simplifications obtained due to the Abelian-like WI satisfied by the  $B^3$  vertex. This property, in turn, eliminates all complications related to the ghost-gluon kernel, thus exposing the essence of the basic effect. For a very particular kinematic configuration  $R$  is expressed solely in terms of the kinetic term of the  $B^2$  propagator, a fact that imposes an exact coincidence between  $\widehat{q}_0$  and  $\widehat{q}_J$ .

Then, the corresponding results for the conventional vertex ( $Q^3$ ) have been expressed as deviations from this prototypical case. Even though no exact results may be derived due to the “contamination” from the ghost-gluon vertex, the leading IR behavior can be accurately determined. On the other hand, the location of  $q_0$  is not possible to pin down; however, it is reasonable to expect it to be relatively close to the corresponding point obtained for  $B^3$ . Actually, this value compares rather well with the lattice data in  $d = 3$ ; unfortunately, a similar comparison in  $d = 4$  is practically unattainable, since the corresponding lattice simulations have not as yet firmly evidenced a sign change in  $R$ .

In this respect, it should be noticed that, if taken at face value, our results predict that the lattice volumes required in order to observe this zero-crossing point are definitely large. This is a consequence of the fact that the divergence in  $J$  is only logarithmic in  $d = 4$ , something that pushes the zero crossing further into the IR, when compared to the  $d = 3$  case (where the divergence in  $J$  is linear). Indeed, even if one assumes a factor of 2 inaccuracy in the determination of  $q_0$ , one would still need  $L \sim 65$  (at  $\beta = 2.5$  and  $a \approx 21$  fm) for the SU(2) gauge group, and  $L \sim 30$  (at  $\beta = 5.7$  and  $a \approx 17$  fm) for SU(3). It would seem, therefore, that SU(3) lattice simulations would offer better prospects in identifying the divergence in the  $R$ -projector.

Our analysis suggests that the sort of IR divergence considered here is likely to appear in other Green's functions that contain a ghost loop at lowest order in perturbation theory (Fig. 12). In fact, the four-gluon vertex [76–78], which constitutes one of the important missing ingredients in the various SDE studies, is a prime candidate for having such a divergence, due to the (one-loop) box-like ghost diagram. On the other hand, Green's function containing (at least) one external  $\bar{c}c$  pair, (for example, the ghost-gluon vertex) cannot have such a graph at one loop; this type of graphs appear at higher orders, and the additional loop integrations are expected to smoothen out the original divergence. It would be interesting to test the above conjectures by means of detailed calculations.

Since the origin of the effects described above is exclusively related to the presence of massless ghost loops, the act of “unquenching” not expected to modify our results in a significant way. Indeed, large-volume lattice simulations [5] and the corresponding SDE analysis [79, 80] have explicitly shown that even when dynamical quarks are present (*i*) the ghost remains massless, and (*ii*) the gluon acquires dynamically a (heavier) mass. As a result, the machinery developed here is directly applicable to the unquenched case, with the minimal modification  $\Delta_{\mathbb{Q}}^{-1}(q^2) - m_{\mathbb{Q}}^2(q^2) = q^2(J_c + J_g + J_q)$ , where  $\Delta_{\mathbb{Q}}^{-1}(q^2)$  and  $m_{\mathbb{Q}}^2$  represent, respectively, the unquenched inverse propagator and dynamical mass, while  $q^2 J_q$  is the (IR finite) quark loop evaluated in [79, 80].

## Acknowledgments

The research of J. P. is supported by the Spanish MEYC under grant FPA2011-23596. The work of A. C. A is supported by the National Council for Scientific and Technological

Development - CNPq under the grant 306537/2012-5 and project 473260/2012-3, and by São Paulo Research Foundation - FAPESP through the project 2012/15643-1.

### Appendix A: The vertex $B^3$ and its $R$ -projector

The  $B^3$  vertex exposes the basic divergent features of the  $R$ -projector, without the additional complications of the conventional vertex. In this Appendix we present some of the relevant technical points in this context.

At tree-level, the  $B^3$  and the conventional ( $Q^3$ ) vertices coincide,

$$\widehat{\Gamma}_{\alpha\mu\nu}^{(0)}(q, r, p) = \Gamma_{\alpha\mu\nu}^{(0)}(q, r, p) = (q - r)_\nu g_{\alpha\mu} + (r - p)_\alpha g_{\mu\nu} + (p - q)_\mu g_{\alpha\nu}, \quad (\text{A1})$$

where all momenta are entering. Beyond tree-level the two vertices differ, and are related by a complicated all-order BQI; in addition, both vertices are completely Bose-symmetric.

More important in the present context is the fact that that  $\widehat{\Gamma}$  satisfies Abelian WIs; one has

$$q^\alpha \widehat{\Gamma}_{\alpha\mu\nu}(q, r, p) = p^2 \widehat{J}(p^2) P_{\mu\nu}(p) - r^2 \widehat{J}(r^2) P_{\mu\nu}(r), \quad (\text{A2})$$

with

$$J(q^2) = F^2(q^2) \widehat{J}(q^2); \quad (\text{A3})$$

cyclic permutations of indices and momenta generate the remaining WIs.

These identities are to be contrasted with the STIs satisfied by the conventional vertex

$$q^\alpha \Gamma_{\alpha\mu\nu}(q, r, p) = F(q^2) [p^2 J(p^2) P_\nu^\alpha(p) H_{\alpha\mu}(p, q, r) - r^2 J(r^2) P_\mu^\alpha(r) H_{\alpha\nu}(r, q, p)], \quad (\text{A4})$$

(and cyclic permutations), which explicitly involve the ghost-kernel  $H$ .

The complete closed form of  $\widehat{\Gamma}$  is not known; its longitudinal part, however, may be reconstructed by ‘solving’ the identities (A2) [72]. Specifically, one begins by separating the vertex into the “longitudinal” and the (totally) “transverse” parts,

$$\widehat{\Gamma}_{\alpha\mu\nu}(q, r, p) = \widehat{\Gamma}_{\alpha\mu\nu}^\ell(q, r, p) + \widehat{\Gamma}_{\alpha\mu\nu}^t(q, r, p), \quad (\text{A5})$$

where the component  $\widehat{\Gamma}^\ell$  satisfies the WIs of Eq. (A2) (and its permutations), whereas  $q^\alpha \widehat{\Gamma}_{\alpha\mu\nu}^t = r^\mu \widehat{\Gamma}_{\alpha\mu\nu}^t = p^\nu \widehat{\Gamma}_{\alpha\mu\nu}^t = 0$ .

The longitudinal part is then decomposed into 10 form factors,  $\widehat{X}_i$ , according to

$$\widehat{\Gamma}_{\alpha\mu\nu}^\ell(q, r, p) = \sum_{i=1}^{10} \widehat{X}_i(q, r, p) \ell_{\alpha\mu\nu}^i, \quad (\text{A6})$$

with the explicit form of the tensors  $\ell^i$  given by [62]

$$\ell_{\alpha\mu\nu}^1 = (q-r)_\nu g_{\alpha\mu}; \quad \ell_{\alpha\mu\nu}^2 = -p_\nu g_{\alpha\mu}; \quad \ell_{\alpha\mu\nu}^3 = (q-r)_\nu [q_\mu r_\alpha - (q \cdot r) g_{\alpha\mu}], \quad (\text{A7})$$

with  $\ell_{\alpha\mu\nu}^{i+3}$  given by cyclic permutations of momenta and indices and  $\ell_{\alpha\mu\nu}^{10} = q_\nu r_\alpha p_\mu + q_\mu r_\nu p_\alpha$ .

The WIs of (A2) give rise to an algebraic system for the  $\widehat{X}_i$ , whose solution reads [62]

$$\widehat{X}_1 = \frac{1}{2}[\widehat{J}(q^2) + \widehat{J}(r^2)]; \quad \widehat{X}_2 = \frac{1}{2}[\widehat{J}(q^2) - \widehat{J}(r^2)]; \quad \widehat{X}_3 = \frac{\widehat{J}(q^2) - \widehat{J}(r^2)}{q^2 - r^2}, \quad (\text{A8})$$

with  $\widehat{X}_{i+3}$  obtained from  $\widehat{X}_i$  as before, and with  $\widehat{X}_{10} = 0$ .

We thus see that the longitudinal form factors constituting  $\widehat{\Gamma}^\ell$  involve *only* the quantity  $\widehat{J}$ ; instead, as seen in Eqs. (3.33) and (3.34), the corresponding expressions for the form factors of the conventional vertex, contain, in addition, the ghost dressing function  $F$  and the various form-factors comprising the gluon-ghost kernel  $H$ .

Finally, the (undetermined) transverse part of the vertex is described by 4 remaining form factors  $\widehat{Y}_i$ ,

$$\widehat{\Gamma}_{\alpha\mu\nu}^t(q, r, p) = \sum_{i=1}^4 \widehat{Y}_i(q, r, p) t_{\alpha\mu\nu}^i, \quad (\text{A9})$$

with the completely transverse tensors  $t^i$  given by

$$t_{\alpha\mu\nu}^1 = [(q \cdot r) g_{\alpha\mu} - q_\mu r_\alpha][(r \cdot p) q_\nu - (q \cdot p) r_\nu], \quad (\text{A10})$$

$t_{\alpha\mu\nu}^2$  and  $t_{\alpha\mu\nu}^3$  obtained from this expression by cyclic permutations, and, finally,

$$\begin{aligned} t_{\alpha\mu\nu}^4 &= g_{\mu\nu}[(p \cdot q) r_\alpha - (r \cdot q) p_\alpha] + g_{\alpha\mu}[(r \cdot p) q_\nu - (q \cdot p) r_\nu] + g_{\alpha\nu}[(r \cdot q) p_\mu - (r \cdot p) q_\mu] \\ &\quad + p_\alpha q_\mu r_\nu - r_\alpha p_\mu q_\nu. \end{aligned} \quad (\text{A11})$$

Using these decompositions, it is straightforward to evaluate the  $R$ -projector defined

in Eq. (3.30). In particular, one obtains (in  $d$  dimensions)<sup>10</sup> [71]

$$\begin{aligned}
\mathcal{N}^\ell(q, r, p) &= 4 \frac{r^2 p^2 - (r \cdot p)^2}{q^2 r^2 p^2} \left\{ [(d-1)q^2 r^2 - (q \cdot p)(p \cdot r)] \widehat{A}_1 + [(d-1)r^2 p^2 - (p \cdot q)(q \cdot r)] \widehat{A}_2 \right. \\
&\quad \left. + [(d-1)q^2 p^2 - (q \cdot r)(r \cdot p)] \widehat{A}_3 + [(q \cdot r)(r \cdot p)(p \cdot q) - q^2 r^2 p^2] \widehat{A}_4 \right\}, \\
\mathcal{N}^t(q, r, p) &= 2[r^2 p^2 - (r \cdot p)^2] \left\{ [(d-1)(q \cdot r) - p^2] \widehat{Y}_1 + [(d-1)(r \cdot p) - q^2] \widehat{Y}_2 \right. \\
&\quad \left. + [(d-1)(q \cdot p) - r^2] \widehat{Y}_3 + 3(d-2) \widehat{Y}_4 \right\}, \tag{A12}
\end{aligned}$$

and

$$\mathcal{D}(q, r, p) = 4 \frac{r^2 p^2 - (r \cdot p)^2}{q^2 r^2 p^2} [(d-1)(q^2 r^2 + q^2 p^2 + r^2 p^2) + (r \cdot p)^2 - r^2 p^2], \tag{A13}$$

where we have defined  $\mathcal{N} = \mathcal{N}^\ell + \mathcal{N}^t$ , while the combinations  $\widehat{A}_i$  are given by

$$\begin{aligned}
\widehat{A}_1 &= \widehat{X}_1 - (q \cdot r) \widehat{X}_3; & \widehat{A}_2 &= \widehat{X}_4 - (r \cdot p) \widehat{X}_6; \\
\widehat{A}_3 &= \widehat{X}_7 - (p \cdot q) \widehat{X}_9; & \widehat{A}_4 &= -\widehat{X}_3 - \widehat{X}_6 - \widehat{X}_9. \tag{A14}
\end{aligned}$$

We next consider three particular kinematic configurations of the  $\widehat{R}$ -projector, which are typically simulated on the lattice [6, 7]. Interestingly enough, as we will see, they all display the same exact divergent behavior in the IR.

*a. Orthogonal configuration with one momentum vanishing*

In this case we take  $\varphi = \pi/2$  and  $r \rightarrow 0$ ; as in the latter limit  $\mathcal{N}^t$  vanishes, we obtain the simple result [71]

$$\widehat{R}(q^2, 0, \pi/2) = [q^2 \widehat{J}(q^2)]'. \tag{A15}$$

The above result is exact, and valid for any  $q^2$ ; in particular, using Eqs. (A3) and (3.19), we find the leading IR behavior to be

$$\widehat{R}(q^2, 0, \pi/2) \underset{q^2 \rightarrow 0}{=} C_d F^{-1}(0) \int_k \frac{F(k)}{k^2(k+q)^2}. \tag{A16}$$

If at this point we set  $F = 1$ , and carry out the resulting (effectively one-loop) integral, we recover Eq. (2.22).

---

<sup>10</sup> Notice that the following expressions are general, and apply also to the conventional vertex case, with the obvious replacements  $\widehat{X}_i \rightarrow X_i$ , where the  $X_i$  are now determined by the STIs (A4).

It is interesting to observe that in this case, since Eq. (A15) is exact,  $\widehat{R}^{s\ell}$  vanishes identically, so that the condition Eq. (3.47) simplifies to

$$\widehat{R}(\widehat{q}_\Delta^2) = -[\widehat{m}^2(\widehat{q}_\Delta^2)]'. \quad (\text{A17})$$

This means that for the equality  $\widehat{q}_\Delta = \widehat{q}_0$  to hold, the mass  $\widehat{m}^2(q^2) = F^{-2}(q^2)m^2(q^2)$  should not be monotonic; while a preliminary study shows that this is indeed what happens, this issue needs to be thoroughly investigated.

Note, finally, that the ratio between Eq. (3.46) and Eq. (A16) is finite, and given by

$$\frac{R(0)}{\widehat{R}(0)} = F^3(0), \quad (\text{A18})$$

as was first derived in [71], following different considerations.

*b. Orthogonal configuration with equal momenta*

In this case one has

$$q^2 = r^2; \quad q \cdot r = 0; \quad p^2 = 2q^2; \quad q \cdot p = r \cdot p = -q^2; \quad \varphi = \pi/2. \quad (\text{A19})$$

Clearly, in this configuration, the transverse part of the vertex survives,

$$\frac{\mathcal{N}^t(q^2, q^2, \pi/2)}{\mathcal{D}(q^2, q^2, \pi/2)} = \frac{q^2}{5d-6} \left[ 2q^2 \widehat{Y}_1 + dq^2(\widehat{Y}_2 + \widehat{Y}_3) - 3(d-2)\widehat{Y}_4 \right], \quad (\text{A20})$$

where  $\widehat{Y}_i = \widehat{Y}_i(q^2, q^2, \pi/2)$ . However, if we assume that the form-factors  $\widehat{Y}_i$  do not contain poles in  $q^2$ , it is clear that this term vanishes in the IR. Then, from  $\mathcal{N}^\ell$  we obtain

$$\widehat{R}(q^2, q^2, \pi/2) = \frac{1}{5d-6} \left[ 2q^2 \widehat{J}'(q^2) - (d+4)\widehat{J}(q^2) + 2(3d-1)\widehat{J}(2q^2) \right] + \dots, \quad (\text{A21})$$

where the omitted terms are subleading in the IR. This result may be easily rearranged to read

$$\widehat{R}(q^2, q^2, \pi/2) = \widehat{J}(q^2) + \frac{1}{5d-6} \left\{ 2q^2 \widehat{J}'(q^2) + 2(3d-1) \left[ \widehat{J}(2q^2) - \widehat{J}(q^2) \right] \right\}, \quad (\text{A22})$$

where the first term is leading, and coincides with that of Eq. (A16), while the second is subleading.

c. *All momenta equal*

Setting

$$q^2 = r^2 = p^2; \quad q \cdot r = q \cdot p = p \cdot r = -\frac{q^2}{2}; \quad \varphi = 2\pi/3, \quad (\text{A23})$$

we find for the transverse part

$$\frac{\mathcal{N}^t(q^2, q^2, 2\pi/3)}{\mathcal{D}(q^2, q^2, 2\pi/3)} = \frac{q^2}{12d-15} \left[ (d+1)q^2(\widehat{Y}_1 + \widehat{Y}_2 + \widehat{Y}_3) - 6(d-2)\widehat{Y}_4 \right], \quad (\text{A24})$$

where  $\widehat{Y}_i = \widehat{Y}_i(q^2, q^2, 2\pi/3)$ . Again, this term may be neglected under the same assumptions stated above. Then, one finds

$$\widehat{R}(q^2, q^2, 2\pi/3) = \widehat{J}(q^2) + \frac{2(d-1)}{4d-5} q^2 \widehat{J}'(q^2), \quad (\text{A25})$$

thus obtaining exactly the same leading IR behavior as in the previous two cases.

### Appendix B: The transverse part of the vertex $\widetilde{\Gamma}_\mu$

The contribution of the transverse part of  $\widetilde{\Gamma}_\mu$  to  $J_c(q^2)$ , to be denoted by  $J_c^t(q^2)$ , is given, up to irrelevant constants and the finite ghost dressing function  $F(q)$ , by

$$\begin{aligned} q^2 J_c^t(q^2) &\sim \int_k k^\mu D(k) D(k+q) \{ (k \cdot q)(k+q)_\mu - [(k+q) \cdot q] k_\mu \} \mathcal{A}(k, k+q) \\ &\sim \int_k D(k) D(k+q) \mathcal{A}(k, k+q) [(k \cdot q)^2 - q^2 k^2]. \end{aligned} \quad (\text{B1})$$

So, after passing to spherical coordinates, and using that  $(k \cdot q)^2 = q^2 k^2 \cos^2 \theta$ , we obtain

$$J_c^t(q^2) \sim \int_k D(k) D(k+q) \mathcal{A}(k, k+q) k^2 \sin^2 \theta. \quad (\text{B2})$$

Now, at  $q = 0$ , we have (setting  $k^2 = y$ )

$$J_c^t(0) \sim \int_k D^2(y) \mathcal{A}(y) y \sin^2 \theta, \quad (\text{B3})$$

with

$$\int_k = \frac{1}{(2\pi)^d} \frac{\pi^{\frac{d-1}{2}}}{\Gamma(\frac{d-1}{2})} \int_0^\pi d\theta \sin^{d-2} \theta \int_0^\infty dy y^{\frac{d}{2}-1}. \quad (\text{B4})$$

The integration over the angle  $\theta$  furnishes an additional irrelevant constant, and so, after using Eq. (2.2),

$$J_c^t(0) \sim \int_0^\infty dy y^{\frac{d}{2}-2} F^2(y) \mathcal{A}(y). \quad (\text{B5})$$

Thus, if we assume that, in the deep IR,  $\mathcal{A}(y) \sim y^a$ , then the lower limit of this integral is finite provided that  $a > 1 - d/2$  (remember that  $F(y)$  saturates to a constant in the IR). Thus, for  $d = 4$ , one gets a finite (and, therefore, subleading) contribution to  $J_c(q^2)$ , provided that  $\mathcal{A}(y)$  diverges weaker than a simple pole. In  $d = 3$ , the corresponding limiting case is a square root of a pole.

The above conditions appear relatively easy to satisfy, especially since the diagrammatic representation of  $\tilde{\Gamma}_\mu$  does not include a ghost-loop at lowest order, according to the discussion presented in Section IV.

- 
- [1] A. Cucchieri and T. Mendes, PoS **LAT2007**, 297 (2007), 0710.0412.
  - [2] A. Cucchieri and T. Mendes, PoS **QCD-TNT09**, 026 (2009), 1001.2584.
  - [3] I. Bogolubsky, E. Ilgenfritz, M. Muller-Preussker, and A. Sternbeck, Phys.Lett. **B676**, 69 (2009), 0901.0736.
  - [4] O. Oliveira and P. Silva, PoS **LAT2009**, 226 (2009), 0910.2897.
  - [5] A. Ayala, A. Bashir, D. Binosi, M. Cristoforetti, and J. Rodriguez-Quintero, Phys.Rev. **D86**, 074512 (2012), 1208.0795.
  - [6] A. Cucchieri, A. Maas, and T. Mendes, Phys.Rev. **D74**, 014503 (2006), hep-lat/0605011.
  - [7] A. Cucchieri, A. Maas, and T. Mendes, Phys.Rev. **D77**, 094510 (2008), 0803.1798.
  - [8] P. Boucaud et al., JHEP **06**, 099 (2008), 0803.2161.
  - [9] A. Aguilar, D. Binosi, and J. Papavassiliou, Phys.Rev. **D78**, 025010 (2008), 0802.1870.
  - [10] C. S. Fischer, A. Maas, and J. M. Pawłowski, Annals Phys. **324**, 2408 (2009), 0810.1987.
  - [11] J. Rodriguez-Quintero, JHEP **1101**, 105 (2011), 1005.4598.
  - [12] M. Pennington and D. Wilson, Phys.Rev. **D84**, 119901 (2011), 1109.2117.
  - [13] D. R. Campagnari and H. Reinhardt, Phys.Rev. **D82**, 105021 (2010), 1009.4599.
  - [14] R. Alkofer and L. von Smekal, Phys. Rept. **353**, 281 (2001), hep-ph/0007355.
  - [15] P. Maris and C. D. Roberts, Int.J.Mod.Phys. **E12**, 297 (2003), nucl-th/0301049.
  - [16] A. C. Aguilar and A. A. Natale, JHEP **08**, 057 (2004), hep-ph/0408254.
  - [17] C. S. Fischer, J. Phys. **G32**, R253 (2006), hep-ph/0605173.
  - [18] K.-I. Kondo, Phys. Rev. **D74**, 125003 (2006), hep-th/0609166.
  - [19] J. Braun, H. Gies, and J. M. Pawłowski, Phys.Lett. **B684**, 262 (2010), 0708.2413.



- [20] D. Binosi and J. Papavassiliou, Phys.Rev. **D77**, 061702 (2008), 0712.2707.
- [21] D. Binosi and J. Papavassiliou, JHEP **0811**, 063 (2008), 0805.3994.
- [22] K.-I. Kondo, Phys.Rev. **D84**, 061702 (2011), 1103.3829.
- [23] A. P. Szczepaniak and E. S. Swanson, Phys.Rev. **D65**, 025012 (2002), hep-ph/0107078.
- [24] A. P. Szczepaniak, Phys.Rev. **D69**, 074031 (2004), hep-ph/0306030.
- [25] D. Epple, H. Reinhardt, W. Schleifenbaum, and A. Szczepaniak, Phys.Rev. **D77**, 085007 (2008), 0712.3694.
- [26] A. P. Szczepaniak and H. H. Matevosyan, Phys.Rev. **D81**, 094007 (2010), 1003.1901.
- [27] P. Watson and H. Reinhardt, Phys.Rev. **D82**, 125010 (2010), 1007.2583.
- [28] P. Watson and H. Reinhardt, Phys.Rev. **D85**, 025014 (2012), 1111.6078.
- [29] J. M. Cornwall, Phys. Rev. **D26**, 1453 (1982).
- [30] C. W. Bernard, Nucl. Phys. **B219**, 341 (1983).
- [31] J. F. Donoghue, Phys. Rev. **D29**, 2559 (1984).
- [32] O. Philipsen, Nucl.Phys. **B628**, 167 (2002), hep-lat/0112047.
- [33] A. Aguilar, D. Binosi, and J. Papavassiliou, Phys.Rev. **D84**, 085026 (2011), 1107.3968.
- [34] D. Binosi, D. Ibanez, and J. Papavassiliou, Phys.Rev. **D86**, 085033 (2012), 1208.1451.
- [35] M. Q. Huber and L. von Smekal, **JHEP04**, 149 (2013), 1211.6092.
- [36] M. Pelaez, M. Tissier, and N. Wschebor (2013), 1310.2594.
- [37] A. Aguilar, D. Binosi, and J. Papavassiliou, Phys.Rev. **D81**, 125025 (2010), 1004.2011.
- [38] W. Schleifenbaum, M. Leder, and H. Reinhardt, Phys.Rev. **D73**, 125019 (2006), hep-th/0605115.
- [39] M. Q. Huber, R. Alkofer, C. S. Fischer, and K. Schwenzer, Phys.Lett. **B659**, 434 (2008), 0705.3809.
- [40] J. M. Cornwall and J. Papavassiliou, Phys. Rev. **D40**, 3474 (1989).
- [41] D. Binosi and J. Papavassiliou, Phys. Rev. **D66**, 111901(R) (2002), hep-ph/0208189.
- [42] D. Binosi and J. Papavassiliou, J.Phys.G **G30**, 203 (2004), hep-ph/0301096.
- [43] D. Binosi and J. Papavassiliou, Phys.Rept. **479**, 1 (2009), 0909.2536.
- [44] L. F. Abbott, Nucl. Phys. **B185**, 189 (1981).
- [45] A. C. Aguilar and J. Papavassiliou, JHEP **12**, 012 (2006), hep-ph/0610040.
- [46] P. A. Grassi, T. Hurth, and M. Steinhauser, Annals Phys. **288**, 197 (2001), hep-ph/9907426.
- [47] D. Binosi and J. Papavassiliou, Phys.Rev. **D66**, 025024 (2002), hep-ph/0204128.

- [48] A. Aguilar, D. Binosi, and J. Papavassiliou, JHEP **0911**, 066 (2009), 0907.0153.
- [49] P. A. Grassi, T. Hurth, and A. Quadri, Phys. Rev. **D70**, 105014 (2004), hep-th/0405104.
- [50] A. Aguilar, D. Binosi, J. Papavassiliou, and J. Rodriguez-Quintero, Phys.Rev. **D80**, 085018 (2009), 0906.2633.
- [51] A. Aguilar, D. Binosi, and J. Papavassiliou, JHEP **1007**, 002 (2010), 1004.1105.
- [52] P. Pascual and R. Tarrach, Lect. Notes Phys. **194**, 1 (1984).
- [53] G. Alexanian and V. P. Nair, Phys. Lett. **B352**, 435 (1995), hep-ph/9504256.
- [54] W. Buchmuller and O. Philipsen, Phys. Lett. **B397**, 112 (1997), hep-ph/9612286.
- [55] F. Eberlein, Phys.Lett. **B439**, 130 (1998), hep-ph/9804460.
- [56] D. Karabali, C.-j. Kim, and V. Nair, Phys.Lett. **B434**, 103 (1998), hep-th/9804132.
- [57] J. M. C. J. Papavassiliou and D. Binosi, *The Pinch Technique and Its Applications to Non-Abelian Gauge Theories* (Cambridge University Press, 2011).
- [58] F. Karsch, T. Neuhaus, A. Patkos, and J. Rank, Nucl.Phys. **B474**, 217 (1996), hep-lat/9603004.
- [59] A. Cucchieri, F. Karsch, and P. Petreczky, Phys.Rev. **D64**, 036001 (2001), hep-lat/0103009.
- [60] U. M. Heller, F. Karsch, and J. Rank, Phys.Rev. **D57**, 1438 (1998), hep-lat/9710033.
- [61] A. Nakamura, T. Saito, and S. Sakai, Phys.Rev. **D69**, 014506 (2004), hep-lat/0311024.
- [62] M. Binger and S. J. Brodsky, Phys. Rev. **D74**, 054016 (2006), hep-ph/0602199.
- [63] N. Ahmadiniazi and C. Schubert, Nucl.Phys. **B869**, 417 (2013), 1210.2331.
- [64] A. Cucchieri, T. Mendes, and A. R. Taurines, Phys.Rev. **D67**, 091502 (2003), hep-lat/0302022.
- [65] C. D. Roberts and A. G. Williams, Prog. Part. Nucl. Phys. **33**, 477 (1994), hep-ph/9403224.
- [66] D. C. Curtis and M. R. Pennington, Phys. Rev. **D42**, 4165 (1990).
- [67] A. Kizilersu and M. Pennington, Phys.Rev. **D79**, 125020 (2009), 0904.3483.
- [68] A. C. Aguilar and J. Papavassiliou, Phys.Rev. **D81**, 034003 (2010), 0910.4142.
- [69] P. Boucaud, F. de Soto, J. Leroy, A. Le Yaouanc, J. Micheli, et al., Phys.Rev. **D74**, 034505 (2006), hep-lat/0504017.
- [70] B. Holdom (2013), 1308.6828.
- [71] D. Binosi, D. Ibanez, and J. Papavassiliou, Phys.Rev. **D87**, 125026 (2013), 1304.2594.
- [72] J. S. Ball and T.-W. Chiu, Phys. Rev. **D22**, 2550 (1980).
- [73] D. Binosi and J. Papavassiliou, JHEP **1103**, 121 (2011), 1102.5662.
- [74] D. Ibañez and J. Papavassiliou, Phys.Rev. **D87**, 034008 (2013), 1211.5314.

- [75] H. Rothe, World Sci.Lect.Notes Phys. **43**, 1 (1992).
- [76] P. Pascual and R. Tarrach, Nucl. Phys. **B174**, 123 (1980).
- [77] J. Papavassiliou, Phys. Rev. **D47**, 4728 (1993).
- [78] N. Ahmadiniaz and C. Schubert (2013), 1311.6829.
- [79] A. Aguilar, D. Binosi, and J. Papavassiliou, Phys. Rev. **D86**, 014032 (2012), 1204.3868.
- [80] A. Aguilar, D. Binosi, and J. Papavassiliou, Phys.Rev. **D88**, 074010 (2013), 1304.5936.