

RELATIONSHIP BETWEEN THE KINETIC POWER AND BOLOMETRIC LUMINOSITY OF JETS: LIMITATION FROM BLACK HOLE X-RAY BINARIES, ACTIVE GALACTIC NUCLEI, AND GAMMA-RAY BURSTS

RENYI MA¹, FU-GUO XIE², SHUJIN HOU^{1,3}

Draft version May 14, 2019

ABSTRACT

The correlation between the kinetic power P_{jet} and intrinsic bolometric luminosity L_{jet} of jets may reveal the underlying jet physics in various black hole systems. Based on the recent work by Nemmen et al. (2012), we re-investigate this correlation with additional sources of black-hole X-ray binaries (BXBs) in hard/quiescent states and low-luminosity active galactic nuclei (LLAGNs). The new sample includes 29 sets of data from 7 BXBs and 20 LLAGNs, with P_{jet} and L_{jet} being derived from spectral modeling of the quasi-simultaneous multi-band spectra under the accretion-jet scenario. Compared to previous works, the range of luminosity is now enlarged to more than 20 decades, i.e. from $\sim 10^{31} \text{ erg s}^{-1}$ to $\sim 10^{52} \text{ erg s}^{-1}$, which is possible to better constrain the correlation. One notable result is that the jets in BXBs and LLAGNs almost follow the same $P_{\text{jet}} - L_{\text{jet}}$ correlation that was obtained from blazars and gamma-ray bursts (GRBs). The slope indices we derived are 1.03 ± 0.01 for the whole sample, 0.85 ± 0.06 for BXB subsample, 0.71 ± 0.11 for LLAGN subsample, and 1.01 ± 0.05 for the LLAGN-blazar subsample, respectively. The correlation index about unit implies the independence of jet efficiency on the luminosity or kinetic power. Our results may further support the hypothesis that similar physical processes exist in the jets of various black hole systems.

Subject headings: X-rays: binaries — ISM: jets and outflows — galaxies: jets — gamma-ray burst: general — accretion, accretion disks

1. INTRODUCTION

The powerful, highly collimated jets are common in various astrophysical black hole systems, e.g. BXBs, GRBs and active galactic nuclei (AGNs). These jets originate from the vicinity of black holes – presumably from the innermost accretion disks or the central black holes, and propagate a long distance before interacting with the circumambient medium. The jets are still enigma and play important roles in astrophysics, for example the AGN feedback (Fabian 2012).

Although the jets in AGNs and GRBs are diverse in their bulk velocities, mass loss rates \dot{M}_{jet} , spectra etc, they are believed to have the same nature (e.g. Mirabel 2010). A recent work by Wang & Wei (2011) showed that GRB afterglows and blazars have similar relation between the radio luminosity and spectral slope in radio-to-optical bands. Wu et al. (2011b) pointed out that the luminosity and Doppler factor are correlated in a unified form for GRBs and blazars. Very recently, Nemmen et al. (2012, hereafter N12) studied a sample of 234 blazars and 54 GRBs with relatively good constraints on both jet kinetic power and intrinsic jet bolometric luminosity⁴, and discovered a tight correlation, $P_{\text{jet}} \approx 4.6 \times 10^{47} (L_{\text{jet}}/10^{47} \text{ erg s}^{-1})^{0.98} \text{ erg s}^{-1}$. Zhang et al. (2013) re-investigated the relation by spectral modeling for blazars and γ -ray narrow-line Seyfert 1s. They found the correlation index to be 0.79 ± 0.01 .

An interesting question to us is whether the jets in BXBs

and LLAGNs also follow the correlation of N12, or in other words, are jets in BXBs and LLAGNs similar to those in blazars and GRBs? However, this is not easy to answer because of the great difficulties in measuring the kinetic power and intrinsic luminosity of jets in these sources.

For AGNs, different methods have been postulated to estimate the jet power, such as model-independent measurements of the X-ray cavity or radio bubbles (e.g. Godfrey & Shabala 2013, and references therein) and the empirical relationships between the jet power and quantities like specific/bolometric radio luminosity, strength of line emission, Bondi rate, etc (Falle 1991; Kaiser et al. 1997; Willott et al. 1999; Allen et al. 2006; Gu et al. 2009; Wu et al. 2011a). But for BXBs, only very few sources have been resolved with cavities (Gallo et al. 2005; Hao & Zhang 2009), and the jet power is poorly constrained.

Moreover, the intrinsic luminosity of jets in BXBs and LLAGNs are also hard to constrain. Unlike GRBs and blazars, of which the radiation are dominated by jets due to beaming effects, BXBs and LLAGNs suffer the contamination from the emission of accretion disks.

In this paper, we try to estimate the jet power and intrinsic luminosity by modeling the multi-band spectra. Theoretically speaking, detailed spectrum can well constrain the physical conditions of the jet, and consequently, the jet power and luminosity. Although this method is model dependent, the result would be reliable if the model has been proved well. Here we use the coupled accretion-jet model (Yuan, Cui & Narayan 2005) to fit the quasi-simultaneous multi-band spectra of LLAGNs and BXBs in hard/quiescent states, and then calculate the jet power and luminosity. Our method is the same to Zhang et al. (2013) except the different model.

This *Letter* is organized as follows. In Sec. 2 the coupled accretion-jet model is briefly described, focusing on the jet model we adopted. The sample is introduced in Sec. 3, and the main results are given in Sec. 4. Short discussions and

¹ Department of Astronomy and Institute of Theoretical Physics and Astrophysics, Xiamen University, Xiamen 361005, Fujian Province, China; ryma@xmu.edu.cn

² Key Laboratory for Research in Galaxies and Cosmology, Shanghai Astronomical Observatory, Chinese Academy of Sciences, 80 Nandan Road, Shanghai 200030, China; fgxie@shao.ac.cn

³ Purple Mountain Observatory, Chinese Academy of Sciences, Nanjing 210008, China; houshujin@stu.xmu.edu.cn

⁴ For Blazars and GRBs, it is equivalent to the γ -ray luminosity because the radiation is dominated by this band, and the contribution from accretion disk is negligible due to beaming effects of the jet.

summary are given in Sec. 5 and 6, respectively.

2. ACCRETION-JET MODEL FOR BXBS AND LLAGNS

Only a brief description of the coupled accretion-jet model is given here, and Yuan, Cui & Narayan (2005, hereafter Y05) is referred for details. This model includes three components, i.e. a standard thin disk which is truncated at certain radius, a hot accretion flow within such radius, and a relativistic jet. For the hot accretion flow, we take into account the advances of our understanding over the past decade, namely the existence of outflow and the viscous heating to electrons (see Xie & Yuan 2012 and references therein). Roughly speaking, the thin disk, the hot accretion flow, and the jet contribute mainly to the radiation in infrared-ultraviolet, X-ray, and radio bands, respectively. The jet may dominates the X-ray emission when the source is extremely faint (Yuan & Cui 2005).

This model provides comprehensive explanation the broad band spectra of LLAGNs and BXBs in the hard/quiescent states (see Yuan 2007 for a review), and the timing features observed in the BXB system of XTE J1118+480 (Y05). In addition to the standard correlation between radio and X-ray luminosity, the model predicts that the radio/X-ray correlation steepens when the X-ray luminosity is lower than a critical value (Yuan & Cui 2005), which has been confirmed by observations of LLAGNs (Pellegrini et al. 2007; Wrobel et al. 2008; de Gasperin et al. 2011; Yuan, Yu & Ho 2009). These successes provide confidence on the jet power and intrinsic luminosity we derived.

2.1. Jet Model

Since the power and luminosity of jets are the focus of this work, we give a little more description for the jet model as follows. Our jet model is phenomenological without concerning the driving process. The jet is composed of normal plasma, i.e. electrons and protons. The plasma in the jet moves outward relativistically with bulk Lorentz factor Γ , and half-opening angle $\theta_j = 0.1$. Within the jet itself, different shells of the moving plasma are assumed to have different random velocities. When the faster but later shells catch up the slower and earlier ones, internal shocks occur. From the diffusive shock acceleration theory, a fraction (typically 1%) of the thermal electrons will be accelerated into power-law energy distribution. The power-law index p_e is typically constrained to be $2 < p_e < 2.4$. Because of the efficient radiative cooling of the most energetic electrons, the steady-state energy distribution of these non-thermal electrons is a broken power-law. The index changes to $p_e + 1$ above a certain energy, which can be determined self-consistently. Following the widely adopted approach in the study of GRBs, the energy density of accelerated electrons and amplified magnetic fields are determined by two parameters, ϵ_e and ϵ_B , which describe the fractions of the shock energy that go into power-law electrons and the magnetic fields, respectively.

Because of the existence of magnetic fields, the power-law electrons will emit synchrotron photons, which dominate in radio band and possibly in X-ray band. The jet is assumed to be compact and extend to about $10^8 GM/c^2$, which is in kpc scale for AGNs and AU scale for BXBs.

2.2. Bolometric Luminosity and Bulk Kinetic Power of Jet

Multi-band (from radio up to X-ray) spectra are used to constrain the modeling parameters. The contribution of the jet, the hot accretion flow and the thin disk can be separated by

spectral modeling, as well as the parameters, such as the bulk Lorentz factor Γ , viewing angle of the jet θ and mass loss rate \dot{M}_{jet} . The jet power can be obtained as

$$P_{\text{jet}} = (\Gamma - 1)\dot{M}_{\text{jet}}c^2. \quad (1)$$

It should be noted that \dot{M}_{jet} is defined as Γ times of the value in the cited paper. Despite the difference in the definition of \dot{M}_{jet} , the final jet power is the same (e.g. Pszota et al. 2008). As for the intrinsic luminosity, L_{jet} , which indicates the total luminosity of the jet, we calculate it by integrating the observed intensity over different inclination angles. For GRBs and blazars, the Lorentz factors are large, $\Gamma \gtrsim 10$, the beaming effects are significant, and almost all the jet emission are concentrated in a small cone with half opening angle of θ_j . In this case, L_{jet} can be simplified as the product of isotropic luminosity and beaming factor $1 - \cos\theta_j$, as done in N12. However, for BXBs and LLAGNs, the beaming effects are not significant, and the observed intensity should be integrated over different inclination angles.

It is difficult to measure Γ from observation, and we simply take the typical value. For jets of BXBs in their hard or quiescent states, previous analyses indicate that the Lorentz factors should be relatively small, i.e. $\Gamma \lesssim 1.67$ (Gallo, Fender, & Pooley 2003), and we adopt $\Gamma = 1.2$. For jets in AGNs, the Lorentz factors have larger scatters, and we adopt the value from the cited paper (see Table 2 for details).

3. SAMPLE

By searching the literature, sources that have been well modeled with the coupled accretion-jet model are collected according to the following criteria. Firstly, the modeling parameter should be reasonable. For example, due to the energy conservation, the value of ϵ_e and ϵ_B cannot be too large. They are also unlikely to be very small, otherwise the radiative efficiency would be too low to be observed. Because $\epsilon_e \sim \sqrt{\epsilon_B}$ (Medvedev 2006) and $\epsilon_e < 1$, ϵ_B should be less than ϵ_e . Considering the uncertainty in diffusive shock acceleration theory, $10^{-4} < \epsilon_e, \epsilon_B < 0.5$, and $\epsilon_B < 10\epsilon_e$ are taken. Secondly, because the radio emission is dominated by jet, the source should have at least two radio data. This criterion is relaxed in the case when the X-ray spectra can only be explained by jet model. Thirdly, only the modeling with most typical parameters is selected if the source has been modeled more than once for a given observation. At last we collect 7 BXBs and 20 LLAGNs, totally 29 sets of observation and modeling, as shown in Tables 1 and 2.

In order to reduce the systematic uncertainties of the model, only observations that have been investigated with the same accretion-jet model are included. The jet kinetic power and luminosity are by products of spectral modeling, without considering the $P_{\text{jet}} - L_{\text{jet}}$ correlation reported by N12.

The distances are taken from the Ho (2009) or calculate from the redshift z with cosmological constants of $H_0 = 70 \text{ km s}^{-1} \text{ Mpc}^{-1}$, $\Omega_M = 0.27$, $\Omega_\Lambda = 0.73$. Considering the distances used in previous modeling are a little different, we re-calculate the luminosity and re-model the spectra by slightly adjusting \dot{M}_{jet} . The $1-\sigma$ uncertainties of the derived P_{jet} and L_{jet} are taken to be 0.2 dex for BXBs and 0.5 dex for LLAGNs.

4. RESULTS

Fig. 1 shows the correlation for the whole sample including our new data and those from N12. It can be seen that the

TABLE 1
DATA OF BLACK-HOLE X-RAY BINARIES

Source	distance (kpc)	M_{BH} (M_{\odot})	\dot{M}_{jet} (M_{Edd})	θ (Deg.)	ϵ_e	ϵ_B	p_e	Log L_{jet} (erg s^{-1})	Log P_{jet} (erg s^{-1})	Ref.
XTE J1118+480	1.8	8.0	3.0×10^{-4}	70	0.06	0.02	2.24	35.67	35.78	1
		7.2	7.2×10^{-8}	70	0.06	0.02	2.24	31.29	32.11	2
XTE J1550-564	5.3	10.5	4.0×10^{-3}	70	0.06	0.02	2.23	37.10	37.02	3
		5.3	2.9×10^{-6}	73	0.06	0.02	2.20	33.40	33.84	4
V404 Cyg	3.5	11.7	3.4×10^{-6}	56	0.06	0.02	2.24	33.75	33.99	4
SWIFT J1753.5-0127	6.0	9.0	9.6×10^{-5}	63	0.04	0.02	2.10	34.86	35.33	5
GRO J1655-40	3.2	6.3	2.8×10^{-6}	85	0.06	0.02	2.24	33.21	33.65	4
XTE J1720-318	8.0	5.0	7.2×10^{-5}	60	0.06	0.08	2.10	34.79	34.95	5
IGR J17177-3658	~ 25	10.0	9.6×10^{-4}	70	0.06	0.02	2.25	36.42	36.38	6

REFERENCES. — (1) Y05; (2) Yuan & Cui (2005); (3) Yuan et al. (2007); (4) Pszota et al. (2008); (5) Zhang et al. (2010); (6) Ma (2012).

TABLE 2
DATA OF LOW-LUMINOSITY AGNS

Source	z or D_L (Mpc) ^c	M_{BH} (M_{\odot})	$F_{1.4\text{GHz}}^a$ (Jy)	\dot{M}_{jet} (M_{Edd})	θ (Deg.)	Γ	ϵ_e	ϵ_B	p_e	Log L_{jet} (erg s^{-1})	Log P_{jet} (erg s^{-1})	Log P'_{jet} ^b (erg s^{-1})	Ref.
3C 66B	0.021	6.9×10^8	10.1	1.2×10^{-4}	45	2.3	0.05	0.01	2.4	44.71	44.11	44.77	1,6
3C 317	0.035	6.3×10^8	5.46	3.9×10^{-5}	50	2.3	0.2	0.15	2.25	44.00	43.60	44.90	2,6
3C 346	0.162	7.7×10^8	3.7	1.6×10^{-4}	25	2.3	0.05	0.01	2.4	45.22	44.31	45.80	1,6
3C 449	0.017	6.9×10^8	3.69	4.6×10^{-5}	70	2.3	0.1	0.005	2.4	44.41	43.71	44.30	2,6
NGC 266	0.016	4.0×10^7	0.0106	1.2×10^{-5}	30	2.3	0.1	0.01	2.5	42.81	41.87	42.35	3,8
NGC 383	0.017	8.5×10^7	4.8	6.9×10^{-5}	45	2.3	0.2	0.02	2.4	43.97	42.98	44.39	4,6
NGC 2484	0.043	8.5×10^8	2.22	4.1×10^{-5}	34	2.3	0.12	0.01	2.23	44.63	43.75	44.74	2,6
NGC 1052	17.8	1.3×10^8	0.9132	8.0×10^{-4}	60	10	0.2	0.02	2.3	46.11	45.07	42.92	3,7
NGC 3031	1.4	6.3×10^7	0.55	1.4×10^{-6}	50	2.3	0.1	0.01	2.2	41.60	41.15	41.10	5,8
NGC 3169	19.7	6.3×10^7	0.0892	5.8×10^{-6}	30	2.3	0.01	0.01	2.2	41.49	41.77	42.23	3,8
NGC 3226	23.4	1.3×10^8	0.0032	1.4×10^{-6}	30	2.3	0.1	0.01	2.3	42.10	41.47	41.26	4,8
NGC 3368	8.1	2.5×10^7	0.0316	8.0×10^{-5}	60	10	0.1	0.01	2.3	43.80	43.35	41.32	3,7
NGC 3998	21.6	7.9×10^8	0.1014	7.4×10^{-6}	30	2.3	0.01	0.001	2.2	42.38	42.98	42.33	3,8
NGC 4203	9.7	1.0×10^7	0.0061	1.5×10^{-5}	25	10	0.1	0.02	2.2	42.69	42.23	40.90	4,7
NGC 4261	35.1	5.0×10^8	18.6	1.6×10^{-5}	63	2.3	0.1	0.01	2.2	43.65	43.12	44.35	1,8
NGC 4374	16.8	7.9×10^8	6.1	9.2×10^{-7}	30	2.3	0.01	0.1	2.4	41.70	42.08	43.51	1,8
NGC 4486	16.8	6.3×10^9	210.0	1.8×10^{-7}	10	6.0	0.001	0.008	2.3	41.60	42.85	44.66	4,8
NGC 4552	16.8	1.6×10^8	0.100	4.6×10^{-6}	30	2.3	0.1	0.1	2.6	42.48	42.08	42.17	4,8
NGC 4579	16.8	6.3×10^7	0.0982	3.2×10^{-5}	45	2.3	0.011	0.008	2.2	41.81	42.52	42.16	3,8
NGC 4594	20.0	3.2×10^8	0.094	1.8×10^{-5}	30	2.3	0.005	0.003	2.3	42.15	42.98	42.26	3,8

NOTE. — ^a the radio flux at 1.4 GHz are taken from NED: <http://ned.ipac.caltech.edu>. The observations of medium magnitude with uncertainty given are selected, and the references are listed in the last column; ^b jet kinetic power derived from radio luminosity at 1.4 GHz; ^c The redshifts are taken from simbad: <http://simbad.u-strasbg.fr/simbad/sim-fid>, and the luminosity distance of the sources are taken from Ho (2009).

REFERENCES. — (1) Kuehr et al. (1981); (2) Pauliny-Toth et al. (1966); (3) Condon et al. (1998); (4) Brown et al. (2011); (5) Murphy et al. (2009); (6) Wu, Yuan & Cao (2007); (7) Yu, Yuan & Ho (2011); (8) Nemmen et al. (2011).

jet power and the intrinsic jet luminosity are correlated and can be well fitted with the form $P_{jet} \propto L_{jet}^p$. For BXBs and LLAGNs, the fitting formula are

$$P_{jet,BXB} = 10^{35.08 \pm 3.89} \left(L_{jet,BXB} / 10^{35} \text{ erg s}^{-1} \right)^{0.85 \pm 0.06} \text{ erg s}^{-1} \quad (2)$$

$$P_{jet,LLAGN} = 10^{42.85 \pm 9.33} \left(L_{jet,LLAGN} / 10^{43} \text{ erg s}^{-1} \right)^{0.71 \pm 0.11} \text{ erg s}^{-1} \quad (3)$$

The errorbars here and below indicate the $1-\sigma$ uncertainties of the fits. Since both LLAGNs and Blazars belong to the AGN category and they overlap in the intrinsic luminosity (as shown in Fig. 1), we fit the LLAGN and Blazar subsamples jointly. The fitting result of this AGN sample is,

$$P_{jet,AGN} = 10^{43.60 \pm 4.26} \left(L_{jet,AGN} / 10^{43} \text{ erg s}^{-1} \right)^{1.01 \pm 0.05} \text{ erg s}^{-1}. \quad (4)$$

We also investigate the correlation for subsamples of blazars and GRBs, and the slope indices are found to be $p = 0.89 \pm 0.05$ and 1.11 ± 0.08 , respectively. Combine above results, the slope indices of different subsamples are all ~ 0.9 , which

are coherent within error ranges. This support the hypothesis that the jets in each subsample may share similar physical processes. The whole sample are therefore fitted as

$$P_{jet} = 10^{48.91 \pm 0.85} \left(L_{jet} / 10^{48} \text{ erg s}^{-1} \right)^{1.03 \pm 0.01} \text{ erg s}^{-1}, \quad (5)$$

with the Pearson correlation coefficient of 0.95. We note that this correlation is consistent with N12 and agree with Zhang et al. (2013) within uncertainty.

Considering the consistent P_{jet} - L_{jet} correlation, the larger luminosity range is very helpful in accurate determining of the correlation index. With the data of BXBs, the range of luminosity increases from 10 orders of magnitude in N12 to more than 20 orders of magnitude, i.e. from $\sim 10^{31} \text{ erg s}^{-1}$ to $\sim 10^{52} \text{ erg s}^{-1}$. Obviously, further investigations with better constrains on P_{jet} and L_{jet} are needed to better understand the correlation.

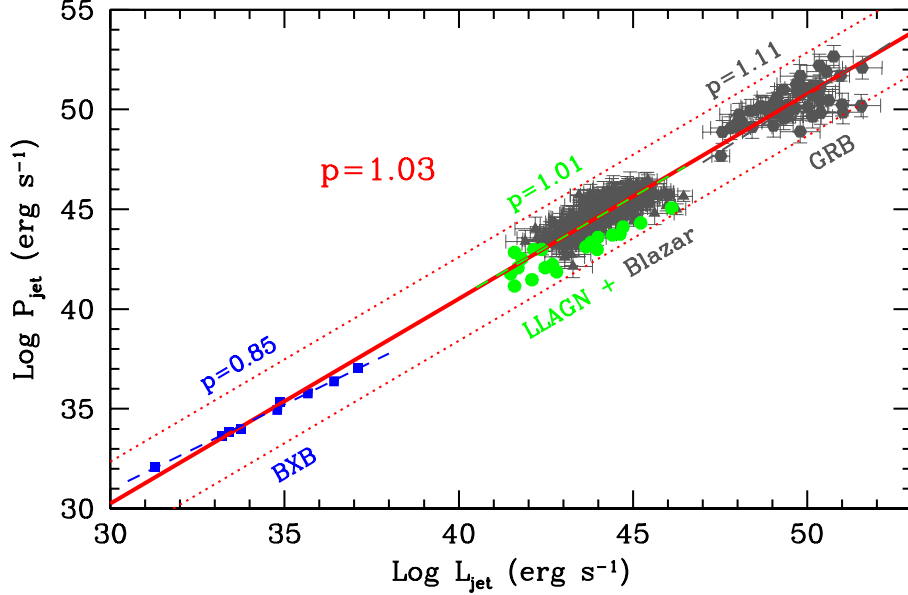


FIG. 1.— The relationship between the kinetic power P_{jet} and the intrinsic jet luminosity L_{jet} . The green circles and blue squares are the data for LLAGNs and BXBs, respectively. The grey hexagons and triangles represent data for GRBs and Blazars, taken from N12. The thick red solid line is the fitting result of the whole sample (cf. Eq. 5), while the two red dotted lines indicate the $3\text{-}\sigma$ deviation. The dashed curves (marked with slope indices) with different colors show the fitting results of each subsample.

Although lack of direct evidences, we speculate that this correlation is real and intrinsic. Firstly, the slope of each subsample is consistent with that of the whole sample. Secondly, differences in distance can not be the cause, since BXBs are all within our Galaxy and follow the same tight correlation. Thirdly, differences in black hole mass can not be responsible for this correlation, since both BXBs and GRBs are stellar systems and follow the same correlation. Fourthly, the mass loss rate of jet \dot{M}_{jet} is still not the cause, since \dot{M}_{jet} (in unit \dot{M}_{Edd}) overlap for our BXB+LLAGN subsample.

This correlation may be partly explained by the jet model (Heinz & Sunyaev 2003). For compact jet with flat radio spectra in BXBs and LLAGNs, the luminosity is dominated by radio-infrared emission, and the correlation index is about 0.7 (Coriat et al. 2011), which is roughly consistent with our results.

5.1. Calculation of the jet power

As mentioned in Section 1, there are many ways to estimate the jet kinetic power for AGNs, in which measurement from the X-ray cavities is most reliable at current (e.g. Bîrzan et al. 2004; Cavagnolo et al. 2010). We collect the 1.4 GHz radio data and calculate the jet power with the fitting formula given in Cavagnolo et al. (2010), as also shown in Table 2. It can be seen that the results by spectral modeling usually agree well with those from empirical formula. The corresponding $P_{\text{jet}} - L_{\text{jet}}$ relations for LLAGNs are shown in Figure 2. The slope is 0.83 ± 0.18 for jet power calculated from radio emission, which are quite similar to our result 0.71 ± 0.11 . The similarities show the validity of the spectral modeling method in estimation of jet kinetic power.

Moreover, three of our LLAGNs (NGC 4374, NGC 4486, NGC 4552) show well resolved X-ray cavities by *Chandra*, and their jet power have been derived to be about $5 \times 10^{42} \text{ erg s}^{-1}$, $1 \times 10^{43} \text{ erg s}^{-1}$, $5 \times 10^{41} \text{ erg s}^{-1}$, respectively (Allen et al. 2006; Cavagnolo et al. 2010). Our jet powers for these three sources agree well with these results.

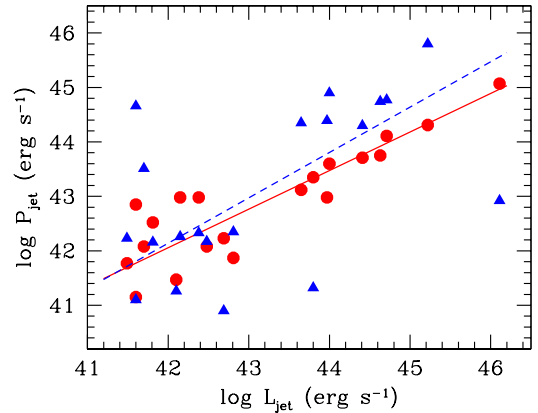


FIG. 2.— The correlation between the jet luminosity and kinetic power. The jet luminosity is derived by modeling the multiband spectra, while the kinetic power are derived from the spectral modeling (red solid circle) and radio luminosity at 1.4 GHz (blue triangle). The red solid and blue dashed lines are the corresponding linear fit to the circles and triangles, respectively.

5.2. radiative efficiency of the jet

As shown in Fig. 3, we investigate the radiative efficiency of jet, which is estimated as (N12, Zhang et al. 2010) $\varepsilon_{\text{rad}} = L_{\text{jet}} / (L_{\text{jet}} + P_{\text{jet}})$. Here $L_{\text{jet}} + P_{\text{jet}}$ is the total power, ignoring the power accelerating non-thermal protons. Substitute Eq. 5, the “averaged” radiative efficiency of jets can be written as

$$\varepsilon_{\text{rad}} \approx 1 / [1 + 8.13(L_{\text{jet}}/10^{48} \text{ erg s}^{-1})^{0.03}]. \quad (6)$$

From this equation, it can be seen that the efficiency is almost independent of the jet luminosity. Despite of the general trend, the sources, even within each subsample, are diverse in their ε_{rad} (see also Fig. 3 in N12).

There maybe weak dependence of jet radiative efficiency on jet luminosity or kinetic power is worth further investigation. Probably, this is due to the combined effects of the acceleration and emission of the non-thermal particles. For a given shock, the acceleration efficiency is affected by the shock

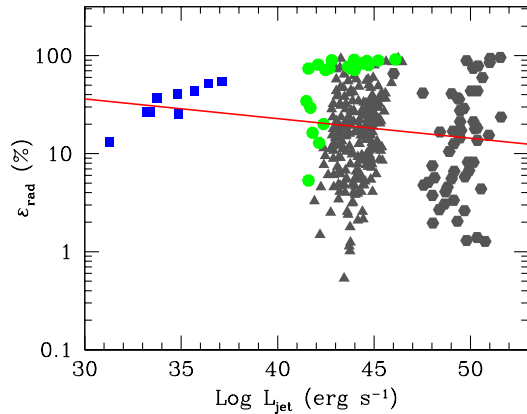


Fig. 3.— The relationship between the radiative efficiency ϵ_{rad} and intrinsic bolometric luminosity L_{jet} of jet. The symbols for the data points are of the same meaning to those in Fig. 1. The red thick solid curve corresponds to the efficiency of Eq. 6.

strength, magnetic field, and the pre-existing non-thermal particles (e.g. Kang & Jones 2007). Although the bulk Lorentz factor may not affect the efficiency for a given shock strength (Bykov & Treumann 2011), jets with larger Lorentz factor may produce more and/or stronger internal shocks, which make the particle acceleration more efficient. However, the radiative efficiency of jets with larger bulk Lorentz factor may decrease due to annihilation of high energy photons.

6. SUMMARY

In this *Letter* we extend the work of N12 by including observational data from low-luminosity systems, i.e. LLAGNs and BXBs in the hard/quiescent states. The kinetic power and luminosity of jets in these systems are determined through

spectral modeling method. With our new sample, the dynamical range in luminosity, from $\sim 10^{31}$ erg s^{-1} to $\sim 10^{52}$ erg s^{-1} , is now significantly enlarged. It is found that, despite the huge differences in the jets of BXBs, LLAGNs, blazars and GRBs, they follow an universal correlation, with the slope of each subsample are $p \approx 1.03$.

In order to understand the underlying physics of jet, further investigations of this correlation are obviously needed. In contrast to the extensive simultaneous multi-band observations of BXBs, the observations that have detailed spectral modeling with the accretion-jet model is still very limited. Furthermore, some BXBs have undergone frequent outbursts covering sufficient large range of L_{jet} . As simultaneous multi-band observations keep accumulating, it may be possible for us to study this correlation for an individual BXB. With the lowest possible uncertainties (in distance, black hole mass, black hole spin, etc), such kind of work should be unique. The influence of black hole spin on the efficiency is another issue worth addressing. For the present sample of BXBs, the highest spin is 0.7 ± 0.1 for GRO 1655-40, which is not high enough to illustrate the role of spin. Moreover, it is unclear whether the jets in other systems like the neutron stars follow the same correlation.

We are grateful to Feng Yuan, Rodrigo Nemmen and the anonymous referee for constructive suggestions and comments. We thank Xue-Feng Wu, Wei-Hua Lei and Liang Chen for informative discussions. This work is supported in part by the Natural Science Foundation of China (grant 11333004, 11203057, 11133005, 11233006, 11103059, 11121062), the CAS/SAFEA International Partnership Program for Creative Research Teams, and the Natural Science Foundation of Fujian Province (No. 2011J01023).

REFERENCES

- Allen, S. W., Dunn, R. J. H., Fabian, A. C., Taylor, G. B., & Reynolds, C. S. 2006, *MNRAS*, 372, 21
- Birzan, L., Rafferty, D. A., McNamara, B. R., Wise, M. W., & Nulsen, P. E. J. 2004, *ApJ*, 607, 800
- Brown, M. J. I., Jannuzi, B. T., Floyd, D. J. E., & Jeremy, R. 2011, *ApJ*, 731, L41
- Bykov, A. M., & Treumann, R. A. 2011, *A&A Rev.*, 19, 42
- Cavagnolo, K. W., McNamara, B. R., Nulsen, P. E. J., et al. 2010, *ApJ*, 720, 1066
- Condon, J. J., Cotton, W. D., Greisen, E. W., et al. 1998, *AJ*, 115, 1693
- Coriat, M., Corbel, S., Prat, L. et al. 2011, *MNRAS*, 414, 677
- de Gasperin, F., Merloni, A., Sell, P., Best, P. et al. 2011, *MNRAS*, 415, 2910
- Fabian, A. C. 2012, *ARA&A*, 50, 455
- Falle, S. A. E. G. 1991, *MNRAS*, 250, 581
- Fender, R. P., Belloni, T. M., & Gallo, E. 2004, *MNRAS*, 355, 1105
- Gallo, E., Fender, R., Kaiser, C. et al. 2005, *Nature*, 436, 819
- Gallo, E., Fender, R. P., & Pooley, G. G. 2003, *MNRAS*, 344, 60
- Godfrey, L. E. H., & Shabala, S. S. 2013, *ApJ*, 767, 12
- Gu, M., Cao, X., & Jiang, D. R. 2009, *MNRAS*, 396, 984
- Hao, J. F., & Zhang, S. N. 2009, *ApJ*, 702, 1648
- Heinz, S., & Sunyaev, R. A. 2003, *MNRAS*, 343, L59
- Ho, L. C. 2009, *ApJ*, 699, 626
- Kaiser, C. R., Dennett-Thorpe, J., & Alexander, P. 1997, *MNRAS*, 292, 723
- Kang, H., & Jone, T. W. 2007, *Astropart. Phys.*, 28, 232
- Kuehr, H., Witzel, A., Pauliny-Toth, I. I. K., & Nauber, U. 1981, *A&AS*, 45, 367
- Ma, R. 2012, *MNRAS*, 423, L87
- Medvedev, M. V., 2006, *ApJ*, 651, L9
- Mirabel, I. F., 2010, in “The Jet Paradigm - From Microquasars to Quasars”, ed. T. Belloni, Lecture Notes in Physics, Springer-Verlag, Berlin, 794, 1
- Murphy, E. J., Kenney, J. D. P., Helou, G. et al. 2009, *ApJ*, 694, 1435
- Narayan, R., & McClintock, J. E. 2010, *MNRAS*, 419, L69
- Nemmen, R., Storch-Bergmann, T., & Eracleous, M. 2011, arXiv:1112.4640
- Nemmen, R. S., Georganopoulos, M., Guiriec, S., Meyer, E. T., Gehrels, N., & Sambruna, R. M. 2012, *Science*, 338, 1445 (N12)
- Pauliny-Toth, I. I. K., Wade, C. M., & Heeschen, D. S. 1966, *ApJS*, 13, 65
- Pellegrini, S., Siemiginowska, A., Fabbiano, G., Elvis, M. et al. 2007, *ApJ*, 667, 749
- Pszota, Zhang, H., Yuan, F., & Cui, W. 2008, *MNRAS*, 389, 423
- Wang, J., & Wei, J. Y. 2011, *ApJ*, 726, L4
- Wrobel, J. M., Terashima, Y., & Ho, L. C. 2008, *ApJ*, 675, 1041
- Wu, Q., Yuan, F., & Cao, X. 2007, *ApJ*, 669, 96
- Wu, Q., Cao, X., & Wang, D.-X. 2011, *ApJ*, 735, L50
- Wu, Q., Zou, Y.-C., Cao, X., Wang, D.-X., & Chen, L. 2011, *ApJ*, 740, L21
- Willott, C. J., Rawlings, S., Blundell, K. M., & Lacy, M. 1999, *MNRAS*, 309, 1017
- Xie, F. G., & Yuan, F. 2012, *MNRAS*, 427, 1580
- Yu, Z., Yuan, F., & Ho L. C. 2011, *ApJ*, 726, 87
- Yuan, F., Cui, W., & Narayan, R. 2005, *ApJ*, 620, 905 (Y05)
- Yuan, F., & Cui, W. 2005, *ApJ*, 629, 408
- Yuan, F., Zdziarski, A. A., Xue, Y., & Wu, X.-B. 2007, *ApJ*, 659, 541
- Yuan, F. 2007, in “The Central Engine of Active Galactic Nuclei”, ed. L. C. Ho & J.-M. Wang (San Francisco, CA: ASP), 95
- Yuan, F., Yu, Z., Ho, L. C., 2009, *ApJ*, 703, 1034
- Zhang, H., Yuan, F., & Chaty, S. 2010, *ApJ*, 717, 929
- Zhang, J., Liang, E. -W., Sun, X. -N., Zhang, B. et al. 2013, *ApJ*, 774, L5