

A Complete Solution Classification and Unified Algorithmic Treatment for the One- and Two-Step Asymmetric S-Transverse Mass (\tilde{M}_{T2}) Event Scale Statistic

Joel W. Walker

Department of Physics, Sam Houston State University, Huntsville, TX 77341-2267, USA

Kavli Institute for Theoretical Physics, University of California, Santa Barbara, CA 93106-4030, USA

jwalker@shsu.edu www.joelwalker.net

The M_{T2} , or “s-transverse mass”, statistic was developed to cope with the difficulty of associating a parent mass scale with a missing transverse energy signature, given that models of new physics generally predict production of escaping particles in pairs, while collider experiments are sensitive to just a single vector sum over all sources of missing transverse momentum. This document focuses on the generalized \tilde{M}_{T2} extension of that statistic to asymmetric one- and two-step decay chains, with arbitrary child particle masses and upstream missing transverse momentum. It provides a unified theoretical formulation, complete solution classification, taxonomy of critical points, and technical algorithmic prescription for treatment of the \tilde{M}_{T2} event scale. An implementation of the described algorithm is available for download, and is also a deployable component of the author’s fully-featured selection cut software package AEACuS (Algorithmic Event Arbiter and Cut Selector).

PACS numbers: 02.70.Uu, 07.05.Kf, 29.85.Fj

Introduction

Transverse kinematic variables are ubiquitous to the description of collider events, due to the simple reality that physical detectors cannot be sensitive to particle flow down the beamline. Moreover, since the initial portion of longitudinal momentum carried by the interacting “parton” constituents in a hadron collision cannot be ascertained, an imbalance in the detected momentum sum can only be established in the beam-transverse plane, where the net conserved momentum may be safely approximated as zero. This projection bestows an intrinsic kinematic incompleteness on the transverse variables, by dint of which they will generically tend to indicate new physics via a termination point rather than a peak.

The most basic definitions of this sort are the transverse energy and momentum of a single particle, which feature invariance under the subset of Lorentz transformations corresponding to longitudinal boosts.

$$\begin{aligned}\vec{P}_T &\equiv P_x \hat{x} + P_y \hat{y} \\ E_T &\equiv \sqrt{M^2 + \vec{P}_T \cdot \vec{P}_T} = \sqrt{E^2 - P_z^2} \\ \lim_{M \rightarrow 0} &\Rightarrow |\vec{P}_T| = \sqrt{P_x^2 + P_y^2}\end{aligned}\quad (1)$$

A second statistic of great traditional importance to collider studies is the mutual “transverse mass”, which for any two objects A and B , may be defined as follows [1], referencing the transverse energy E_T of each constituent

object in a recursively consistent manner.

$$\begin{aligned}M_T^{A,B} &\equiv \sqrt{(E_T^A + E_T^B)^2 - (|\vec{P}_T^A + \vec{P}_T^B|)^2} \\ &= \sqrt{M_A^2 + M_B^2 + 2(E_T^A E_T^B - \vec{P}_T^A \cdot \vec{P}_T^B)} \\ \lim_{M_A=M_B=0} &\Rightarrow \sqrt{2|\vec{P}_T^A||\vec{P}_T^B|(1 - \cos \Delta\phi^{A,B})}\end{aligned}\quad (2)$$

The $M_T^{A,B}$ transverse mass distribution exhibits an endpoint corresponding to the mass of a presumed common parent to particle species A and B , as enforced by the inequality $\{M_T^{A,B} \leq M^{A,B} \equiv \sqrt{(P_A^\mu + P_B^\mu)^2}\}$. This property is commonly employed as a selection cut against leptonic decay of the W boson, where the associated neutrino is hypothetically linked to an observed imbalance in the vector sum over transverse momentum. Beyond application as a discovery statistic, $M_T^{A,B}$ has potential to facilitate future detailed mass measurement of new particles predicted by Supersymmetry (SUSY).

However, determination of a mass to be associated with missing transverse energy signatures may be a physically subtle task, complicated by the practicality that escaping particles are commonly expected in models of new physics to be produced in pairs. These pairs may subsequently become kinematically decoupled by intervening steps in the decay cascade, implying that a substantial portion of the unseen tracks associated with the true missing momentum vector may internally cancel in the observable sum. This dilemma has historically motivated the consideration of various increasingly sophisti-

cated discovery and measurement variables.

One such variable is a generalization of the previously described transverse mass statistic referred to as $M_{T2}^{A,B}$ or the “s-transverse mass”. First introduced in Ref. [2], the s-transverse mass construction is based upon the observation that each such visible shower may be convolved with its affiliated contribution to the missing momentum to yield a transverse mass, as defined in Eq. (2), that is bounded above by the mass of the system’s parent particle. Since only the unified missing transverse momentum vector \vec{P}_T is experimentally available, this analysis requires the specialization to a suitably optimized location in the distribution of this sum between the pair of missing momentum candidates. The M_{T2} prescription is to assume a symmetric structure for each decay chain, so that the larger of the two transverse masses may be used imply a lower bound on a common parent species, subsequent to minimization of that maximum value with respect to all consistent \vec{P}_T partitions. If event pollution by upstream decays of the initial state prior to the targeted pair production can be neglected, the minimization may actually be performed analytically [3]. If the mass of the escaping particle species is additionally set equal to zero, the following simple expression is realized.

$$\begin{aligned}\Sigma_T &\equiv E_T^A E_T^B + \vec{P}_T^A \cdot \vec{P}_T^B \\ M_{T2}^{A,B} &\equiv \sqrt{\Sigma_T + \sqrt{(\Sigma_T)^2 - M_A^2 M_B^2}} \\ \lim_{M_A=M_B=0} &\Rightarrow \sqrt{2 |\vec{P}_T^A| |\vec{P}_T^B| (1 + \cos \Delta\phi^{B,A})} \quad (3)\end{aligned}$$

Relative to Eq. (2), one immediately notices the curious emergence of a Euclidean signature for the inner product. Although originally introduced as tool for deducing the mass scale of decaying SUSY particles, the s-transverse mass (like the transverse mass itself) is currently enjoying service as a discovery statistic, with variously tuned cutoff thresholds at the Large Hadron Collider (LHC) ranging from around 100 GeV up to about half a TeV [4].

However, this event hypothesis is much too restrictive for the handling of many physically interesting scenarios, which may variously require the freedom to model (i) decay chains that proceed asymmetrically from the initial pair production, (ii) arbitrary masses for child particle species, (iii) specification of multiple independently visible four-momentum tracks associated with each event leg, and (iv) a holistic “upstream” determination of the missing transverse momentum including imbalances from event constituents beyond those explicitly hypothesized to descend from the targeted pair production. In response, the generalized one- and two-step asymmetric s-transverse mass event scale statistic \tilde{M}_{T2} was developed by various authors [5–9], and has seen duty in the

ongoing LHC SUSY search [10]. The full weight of this added complexity necessitates the shift to a numerical framework for analysis. Modern treatments of this variety have been driven by the insight [5] that the original M_{T2} statistic may be equivalently recast as the minimal parent particle species mass compatible with all kinematic constraints on the hypothesized event topology.

This document provides a (i) unified theoretical formulation, (ii) complete solution classification, (iii) taxonomy of critical points, and (iv) technical algorithmic prescription for treatment of the generalized one- and two-step asymmetric \tilde{M}_{T2} event scale. In many essential regards, this presentation follows, or builds upon, the excellent pedagogical summary of Ref. [11]. Potentially novel elements of this presentation include (i) a unified symbolic and computational environment for the consideration of arbitrary event configurations, (ii) a graphically enhanced intuition for the organization and interrelation of various solution classes, (iii) a heightened sensitivity in the identification and handling of edge and exception cases, (iv) an improved strategic optimization of the mass search bounds without resort to an arbitrary hard upper scale, and (v) implementation of a technique for testing whether solutions exist inside some mass search bounds without directly sampling the enclosed bulk.

A standalone implementation of the described \tilde{M}_{T2} algorithm in the PERL programming language is available for download from the author’s personal website [12], and is also included as an ancillary file “`anc/amt2.pl`” with this document’s electronic source at the *arXiv.org* repository. A broader context for the practical usage of this algorithm is provided by its inclusion in the author’s fully-featured selection cut software package AEACuS — in Greek myth, the judges Minos, Rhadamanthus and Aeacus, sons of Zeus, weigh the fate of souls departing the mortal sphere — (Algorithmic Event Arbiter and Cut Selector), which was formerly developed under the name CUTLHCO [13, 14]. All described programs have been freely released into the public domain under the terms of the GNU General Public License [15].

I. THEORETICAL FORMULATION OF \tilde{M}_{T2}

The event topologies addressed by the s-transverse mass scale statistic family \tilde{M}_{T2} begin with pair production of a massive parent particle species Y , possibly accompanied by some component of upstream transverse momentum. Both legs of this initial production event are permitted to decay independently, by either a one-step (*cf.* FIG. 1) or two-step (*cf.* FIG. 2) process into distinct (possibly massive) daughter particle species, and distinct assumptions about the invariant mass of an escaping hidden product H (or detection anomalies, *e.g.* a

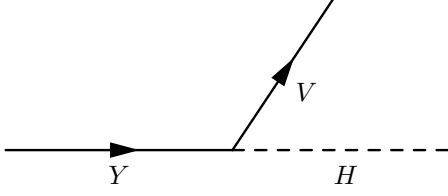


FIG. 1: One-step decay topology of a single \tilde{M}_{T2} event leg, including a parent particle species Y , a detected visible product V , and an undetected hidden product H .

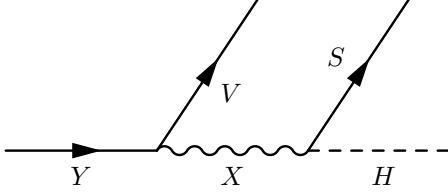


FIG. 2: Two-step decay topology of a single \tilde{M}_{T2} event leg, including a parent particle species Y , a detected visible product V , an on-shell internal mediator species X , a detected secondary product S , and an undetected hidden product H .

lost lepton), may be imposed.

In the one-step topology the complete four-momentum of a single detected visible product V (or, equivalently, a single effective product summed over independently observed leptons and jets) is specified. Superior event discrimination may be possible in the two-step topology, where a secondarily resolved visible decay product S (or, again, effective product) is hypothesized to branch away from V via an on-shell internal mediator species X of specified mass.

The \tilde{M}_{T2} statistic may be succinctly summarized as the minimal parent particle species mass M_Y that is compatible with all kinematic constraints on the hypothesized event topology. For a one-step event leg, the decay must respect the following energy-momentum conservation rule and mass-shell identities.

$$(P_V^\mu + P_H^\mu)^2 = (P_Y^\mu)^2 \equiv M_Y^2 \quad (4a)$$

$$(P_H^\mu)^2 \equiv M_H^2 \quad (4b)$$

The corresponding formulae for a two-step event leg are provided subsequently.

$$(P_V^\mu + P_S^\mu + P_H^\mu)^2 = (P_Y^\mu)^2 \equiv M_Y^2 \quad (5a)$$

$$(P_S^\mu + P_H^\mu)^2 = (P_X^\mu)^2 \equiv M_X^2 \quad (5b)$$

$$(P_H^\mu)^2 \equiv M_H^2 \quad (5c)$$

In the one-step scenario of Eqs. (4), taking P_V^μ as observational input and M_H as a definition of the event hypothesis, the four-momentum of the hidden decay product P_H^μ and the mass of the parent particle species M_Y comprise five residual unknown parameters. The mass-

shell condition on M_H may be considered to eliminate the time-like component of P_H^μ in favor of the three undetermined spatial components. The longitudinal component of P_H^μ is experimentally inaccessible, but obviously still bounded to positive magnitude-square $(P_H^z)^2 \geq 0$. This inequality may then be projected back onto the transverse components $(P_H^{x,y})$ of the hidden momentum vector, defining a bounded consistency region in that coordinate plane for each trial value of the parent mass M_Y that admits real solutions. The perimeter of this region corresponds to $P_H^z = 0$, and all locations interior to this perimeter are scanned by increasing the magnitude of P_H^z until the phase space afforded by the trial mass M_Y saturates and the contracted geometry becomes singular.

In the two-step scenario of Eqs. (5), taking both P_V^μ and P_S^μ as observational input, and both M_H and M_X as definitions of the event hypothesis, the same five unknowns, namely P_H^μ and M_Y , persist. However, there are now two supplementary mass-shell conditions, on M_H and M_X , which may be considered to eliminate both the time-like and longitudinal components of P_H^μ , such that there is no need to invoke a softer inequality condition on the magnitude of P_H^z . The expectation in this case is that of a continuous thin contour of consistent solutions in the (P_H^x, P_H^y) coordinate plane for each admissible parent particle species trial mass M_Y .

The resulting expressions of constraint may be somewhat formally simplified by boosting into the longitudinally resting frame of the primary visible decay product V ; implementing this protocol, the notation E_V will always actually represent the transverse energy E_V^T . The only other four-momentum sensitive to this choice of reference frame will be that of the secondary visible product S in the two-step decay topology. Whenever referenced, P_S^z will thus represent the residual longitudinal momentum component of S , subsequent to that transformation. Interestingly, it is legitimate to perform such a boost independently for each of the two event legs, given that observables will only be cross-correlated between legs in the invariant transverse directions.

The consistent (P_H^x, P_H^y) two-dimensional area and one-dimensional curve subspaces are embodied in the following relationships.

$$a(\hat{P}_H^x)^2 + 2b\hat{P}_H^x\hat{P}_H^y + c(\hat{P}_H^y)^2 + 2d\hat{P}_H^x + 2f\hat{P}_H^y + g \quad (6)$$

$$\begin{cases} \leq 0 & \text{1-Step} \\ = 0 & \text{2-Step} \end{cases}$$

Here, and throughout, application of the circumflex accent implies a dimensionless ratio of the given kinematic construct against the leading visible event scale E_V .

$$\hat{P}_\mu \equiv \left(\frac{P_\mu}{E_V} \right) \quad ; \quad \hat{M} \equiv \left(\frac{M}{E_V} \right) \quad ; \quad \text{etc.} \quad (7)$$

Solutions for the coefficients employed in Eqs. (6) are as follows. A global (possibly signed and/or dimensionful) factor, *e.g.* E_V^2 , may be freely multiplied through according to taste or convention.

$$\begin{aligned}
a &= \Lambda_x^2 + \Omega \left\{ 1 - (\hat{P}_V^x)^2 \right\} \\
b &= \Lambda_x \Lambda_y - \Omega \hat{P}_V^x \hat{P}_V^y \\
c &= \Lambda_y^2 + \Omega \left\{ 1 - (\hat{P}_V^y)^2 \right\} \\
d &= \Lambda_x (\Pi \Gamma - \Delta) - \Omega \Gamma \hat{P}_V^x \\
f &= \Lambda_y (\Pi \Gamma - \Delta) - \Omega \Gamma \hat{P}_V^y \\
g &= (\Pi \Gamma - \Delta)^2 + \Omega (\hat{M}_H^2 - \Gamma^2)
\end{aligned} \tag{8}$$

Definitions for the dimensionless consolidating factors referenced in Eqs. (8) are as follows. In particular, all dependencies on the (P_S^μ, M_X) factors unique to the two-step topology are sequestered here.

$$\begin{aligned}
\Gamma &\equiv \frac{M_Y^2 - M_X^2 - M_V^2 - 2 P_\mu^V P_S^\mu}{2 E_V^2} \\
&\Rightarrow \frac{M_Y^2 - M_H^2 - M_V^2}{2 E_V^2} \quad \left\{ \lim_{1\text{-Step}} \right\} \\
\Delta &\equiv \frac{M_X^2 - M_H^2 - M_S^2}{2 E_V E_S} \Rightarrow 0 \\
\Lambda_x &\equiv \frac{E_S P_V^x - E_V P_S^x}{E_V E_S} \Rightarrow 0 \\
\Lambda_y &\equiv \frac{E_S P_V^y - E_V P_S^y}{E_V E_S} \Rightarrow 0 \\
\Omega &\equiv \left(\frac{P_S^z}{E_S} \right)^2 \Rightarrow 1 \\
\Pi &\equiv 1 \Rightarrow 0
\end{aligned} \tag{9}$$

Heuristically, the FIG. 1 one-step topology is recovered from the FIG. 2 two-step topology as $(P_S^\mu \Rightarrow 0)$, and $(M_X \Rightarrow M_H)$. In practice, this limit is rather delicate, but its purpose is effected under the rules provided in Eqs. (9), in conjunction with the discrimination of boundary versus bulk solutions made in Eqs. (6). Idempotency ($\Pi^2 \equiv \Pi$) of the logical switch Π will be freely leveraged in propagation to descendent expressions.

The two (or three) conditions of Eqs. (4 or 5) have been condensed in Eq. (6) down to only a single logical expression; the orthogonal informatics, again, may be considered to take on the role of determining the physically inaccessible hidden energy E_H (and the longitudinal momentum P_H^z). Insofar as this procedure may be performed consistently in principle, there is no tangible need

to actually implement it in practice. For all of the one-step event topologies, and also the majority of interesting two-step event topologies, this does prove to be the case; however, there are two-step edge cases for which consistency requires a measure of supplemental “shepherding” from the remaining kinematic constraints. To this purpose, it is noted that the logical subset of Eqs. (5b,5c) is structurally equivalent to an effective one-step subsystem, as described by Eqs. (4a,4b), modulo the mappings $(P_V^\mu \Rightarrow P_S^\mu)$ and $(M_Y \Rightarrow M_X)$. Since all constraints are posed in a Lorentz-invariant fashion, this sub-analysis may be independently boosted into the longitudinal rest frame of the secondary decay product S to induce a symmetry in the formal rendering of any resulting component expressions; consistent with this understanding, the substitution $(\Gamma \Rightarrow \Delta)$ may also be considered in effect.

In order to extract a unified minimal compatible parent species mass M_Y from the joint consideration of both pair-production event legs A and B , it is necessary to project the kinematic constraints on each leg into a common space for comparison. This is accomplished by associating the net missing transverse momentum vector for the event with the vector sum on transverse momentum of the hidden decay products H from each event leg.

$$\vec{p}_T^{x,y} \equiv (P_H^{x,y})_A + (P_H^{x,y})_B \tag{10}$$

An alternate (primed) set of coefficients may then be extracted for use in Eqs. (6), which perform a mapping of either event leg’s kinematically consistent solution space into the conjugate leg’s $(\hat{P}_H^x, \hat{P}_H^y)$ hidden momentum plane. These coefficients are provided subsequently, in terms of the referenced leg’s native coefficient set from Eqs. (8), and the joined event missing transverse momentum \vec{P}_T . The energy scale divided out of \vec{P}_T according to the manner of Eqs. (7) is E_V , that native to the projected ellipse, rather than E_V' of the target host ellipse.

$$\begin{aligned}
a' &= a \quad ; \quad b' = b \quad ; \quad c' = c \\
d' &= - \left\{ a \hat{P}_T^x + b \hat{P}_T^y + d \right\} \times \left(\frac{E_V}{E_V'} \right) \\
f' &= - \left\{ c \hat{P}_T^y + b \hat{P}_T^x + f \right\} \times \left(\frac{E_V}{E_V'} \right) \\
g' &= \left\{ a (\hat{P}_T^x)^2 + 2b \hat{P}_T^x \hat{P}_T^y + c (\hat{P}_T^y)^2 \right. \\
&\quad \left. + 2d \hat{P}_T^x + 2f \hat{P}_T^y + g \right\} \times \left(\frac{E_V}{E_V'} \right)^2
\end{aligned} \tag{11}$$

Finally, the \tilde{M}_{T2} statistic is recognized as the smallest trial value of M_Y , if any, that is capable of producing an intersection between the overlaid regions of kinematic consistency for the two event legs.

II. CLASSIFICATION OF \tilde{M}_{T2} SOLUTIONS

The consistency conditions from Eqs. (6) on the perimeter circumscribed by the transverse momentum components ($P_H^{x,y}$) of the hidden particle H exhibit the form of a general conic section in some pair of coordinates (x, y) , as follows.

$$a x^2 + 2 b x y + c y^2 + 2 d x + 2 f y + g = 0 \quad (12)$$

The conic discriminant ($a c - b^2$) may be computed in terms of the explicit coefficient substitutions provided in Eqs. (8), as shown subsequently.

$$a c - b^2 = \Omega \times \left\{ \left(\Lambda_x \hat{P}_V^x + \Lambda_y \hat{P}_V^y \right)^2 + \hat{M}_V^2 \left(\Lambda_x^2 + \Lambda_y^2 + \Omega \right) \right\} \quad (13)$$

Referencing Eqs. (9), and assuming physical, non-singular ($E_V > 0$ & $E_S > 0$) input kinematics, this expression is well defined and manifestly positive semi-definite. For strictly positive values of the conic discriminant, the specified geometry is that of an ellipse. The conic discriminant vanishes for the one-step topologies if and only if ($M_V \Rightarrow 0$), or for the two-step topologies, if and only if ($\Omega \Rightarrow 0$), *i.e.* if the two visible decay products V and S share a common longitudinal rest frame. In this case, the corresponding geometry is that of a parabola. More specifically, as ($\Omega \Rightarrow 0$), the conic prescription given in Eqs. (6) reduces to the perfect square in Eq. (14), encoding the geometry of a line, *i.e.* a degenerately compacted (infinitely sharply folded) parabola.

$$\left\{ \Lambda_x \hat{P}_H^x + \Lambda_y \hat{P}_H^y + (\Gamma - \Delta) \right\}^2 \Rightarrow 0 \left\{ \lim_{2\text{-Step}}^{\Omega \Rightarrow 0} \right\} \quad (14)$$

Observing, however, that the main solution trunk is elliptical, it is beneficial to review the structure of that geometric class explicitly; due consideration will be given in turn to the parabolic solution branch, to which a majority of the results developed here will likewise apply by common inheritance. As depicted in FIG. 3, the generic ellipse may be characterized by six parameters, including two offsets of the center by (x_0, y_0) from the coordinate origin, one rotation angle θ , two relative scaling factors (Ξ, Ψ) for displacements along the translated, rotated axes, and an overall scale parameter R . Only five of these parameters are actually independent, as there is a degeneracy in the definitions of (Ξ, Ψ, R) that preserves as invariants only the combinations ΞR and ΨR , with a combined dimensionality equivalent to that of the coordinates; this is in precise correspondence with the freedom to extract an overall scale from the six coefficients of Eq. (12). The equations governing the generic

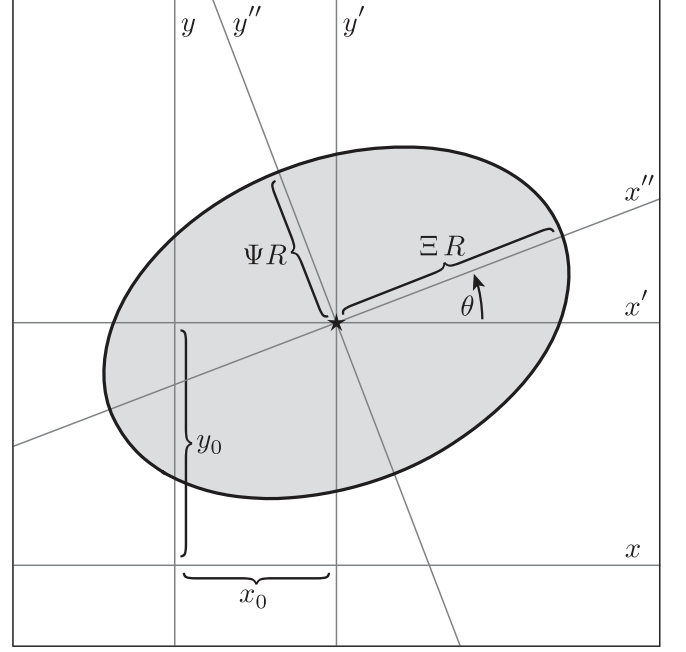


FIG. 3: A generic ellipse classification, in terms of translation (x_0, y_0) , rotation (θ) , and scaling $(\Xi R, \Psi R)$ parameters.

elliptical structure are as follows.

$$\begin{aligned} x' &\equiv x - x_0 \quad ; \quad y' \equiv y - y_0 \\ x'' &\equiv x' \cos \theta + y' \sin \theta \\ y'' &\equiv y' \cos \theta - x' \sin \theta \\ \left(\frac{x''}{\Xi} \right)^2 + \left(\frac{y''}{\Psi} \right)^2 &= R^2 \end{aligned} \quad (15)$$

The corresponding ellipse coefficients may be read off by sequential application of the prior coordinate redefinitions, with recursive references used to simplify the form, as shown next. The sign convention ($a \geq 0$ & $c \geq 0$) is in effect here, in agreement with Eqs. (8).

$$\begin{aligned} a &= \frac{\cos^2 \theta}{\Xi^2} + \frac{\sin^2 \theta}{\Psi^2} \\ b &= \sin \theta \cos \theta \left(\frac{1}{\Xi^2} - \frac{1}{\Psi^2} \right) \\ c &= \frac{\sin^2 \theta}{\Xi^2} + \frac{\cos^2 \theta}{\Psi^2} \\ d &= -(a x_0 + b y_0) \\ f &= -(c y_0 + b x_0) \\ g &= \frac{(x_0 \cos \theta + y_0 \sin \theta)^2}{\Xi^2} \\ &\quad + \frac{(y_0 \cos \theta - x_0 \sin \theta)^2}{\Psi^2} - R^2 \end{aligned} \quad (16)$$

The content of Eqs. (16) may also be inverted in favor of the physical parameter set, as follows.

$$\begin{aligned}
x_0 &= \frac{b f - c d}{a c - b^2} \\
y_0 &= \frac{b d - a f}{a c - b^2} \\
\tan \theta &= \frac{(c - a) - \sqrt{[(c - a)^2 + 4 b^2]}}{2 b} \\
\{\Xi^2, \Psi^2\} &= \frac{2}{(a + c) \mp \sqrt{[(c - a)^2 + 4 b^2]}} \\
R^2 &= \frac{a f^2 + c d^2 - 2 b d f}{a c - b^2} - g
\end{aligned} \tag{17}$$

Rotation by π radians is a symmetry of the elliptical geometry, as reflected by the π -wide principal range of the inverse tangent function. A further potential ambiguity of $\pi/2$ radians associated with exchange of the axial scaling factors ($\Xi \leftrightarrow \Psi$) has been alleviated by choosing signs for root splittings to enforce the conventions of FIG. 3, wherein Ξ gauges extension of the major axis, and θ is the standard angular orientation of that axis relative to the positive (x) coordinate direction. The ellipse eccentricity ε , as defined subsequently, and the angle θ , depend only upon the parameter subset (a, b, c) , which are static in Eqs. (8,9,11) under variation of the trial parent particle species mass M_Y , and also under projection

onto the conjugate event leg hidden momentum plane. By contrast, the ellipse coordinate center (x_0, y_0) and squared scale factor R^2 do vary with respect to M_Y , via dependence upon the parameter subset (d, f, g) , which are in turn dependent upon the factor Γ .

$$\varepsilon \equiv \sqrt{1 - \Psi^2 / \Xi^2} \tag{18}$$

Reality constraints ($\Xi^2, \Psi^2 \geq 0$) on the axial scaling factors are satisfied trivially, given kinematic positivity of the conic discriminant $(a c - b^2)$; the larger of this pair (Ξ^2) will diverge on the parabolic branch, as is intuitively consistent with the infinite displacement of an elliptical focal point as the geometry “opens up” on one side. Conversely, enforcing the matching reality condition ($R^2 \geq 0$) on the unified ellipse scale provides a vital event consistency classification in terms of kinematic boundaries on M_Y . The search for transitions into or out of compliance with this requirement may be posed as a quadratic equation ($R^2 \propto \alpha_\odot \Gamma_\odot^2 + \beta_\odot \Gamma_\odot + \gamma_\odot = 0$) in the factor Γ from Eqs. (9), with coefficients as defined in Eqs. (19). A global positive dimensionless factor $\Omega^2 / (a c - b^2)$ has been divided out; incidentally, the proportionality ($R^2 \propto \Omega$) explains the previously observed geometric degeneracy in the ($\Omega \Rightarrow 0$) limit. Corresponding real ($M_Y^2 \geq 0$) parent mass scales may then be extracted from the quadratic inversions $\{\Gamma_{\odot\pm} \equiv (-\beta_\odot \pm \sqrt{[\beta_\odot^2 - 4 \alpha_\odot \gamma_\odot]}) / 2 \alpha_\odot\}$, which are linearly dependent upon M_Y^2 , with a positive slope $+(1/2 E_V^2)$, associating the positive root with M_Y itself.

$$\begin{aligned}
\alpha_\odot &\equiv \Omega - \Pi + \{\Lambda_x - \Pi \hat{P}_V^x\}^2 + \{\Lambda_y - \Pi \hat{P}_V^y\}^2 \\
\beta_\odot &\equiv 2 \Delta \left\{ \Pi \hat{M}_V^2 + \Lambda_x \hat{P}_V^x + \Lambda_y \hat{P}_V^y \right\} \\
\gamma_\odot &\equiv \hat{M}_H^2 \left[\{\Lambda_x \hat{P}_V^y - \Lambda_y \hat{P}_V^x\}^2 - \Lambda_x^2 - \Lambda_y^2 - \Omega \hat{M}_V^2 \right] - \Delta^2 \hat{M}_V^2
\end{aligned} \tag{19}$$

For the one-step event topology, applying the limits furnished in Eqs. (9), the R^2 parabolic dependence on Γ develops upward concavity as ($\alpha_\odot \Rightarrow +1 > 0$). The solutions ($\Gamma_{\odot\pm} \Rightarrow \pm \hat{M}_H \hat{M}_V$) generically admit two real, positive roots $|M_H \pm M_V|$ for M_Y , between which ($R^2 < 0$). The physical (+) root provides a lower limit in the search for \hat{M}_{T2} , corresponding to the parent particle species mass at which the kinematically consistent elliptical region initially materializes as a singular point $(P_H^{x,y})_{\odot+}$, and beyond which it may expand in scale without bound. This root ($M_Y^{\odot+} \Rightarrow M_H + M_V$) is readily interpreted (cf. FIG. 1) as the threshold rest mass necessary for decay into the (H, V) particle species.

For the two-step event topology, applying factors from Eqs. (9), ($\alpha_\odot \Rightarrow -\{M_S/E_S\}^2 \leq 0$), which pushes the R^2 parabola into a regime of downward concavity (for $M_S > 0$) and reverses the ordering in Γ of the (\pm) signed ($R^2 = 0$) quadratic roots. The quadratic discriminant ($\beta_\odot^2 - 4 \alpha_\odot \gamma_\odot$) may be computed explicitly, as follows.

$$\begin{aligned}
\beta_\odot^2 - 4 \alpha_\odot \gamma_\odot &= \left\{ M_X^2 - (M_H + M_S)^2 \right\} \\
&\times \left\{ M_X^2 - (M_H - M_S)^2 \right\} \\
&\times \left\{ (P_\mu^V P_S^\mu)^2 - M_V^2 M_S^2 \right\} \\
&\div (E_V E_S)^4
\end{aligned} \tag{20}$$

Real roots for Γ_\odot will thus be yielded if the production threshold ($M_X \geq M_H + M_S$) is met. Curiously, real roots are also developed in the kinematically off-shell region $M_X \leq |M_H - M_S|$, whereas imaginary roots do appear in the mass gap separating the two regimes. Restricting consideration to the scenario where genuine, real solutions for Γ_\odot do exist, energy-momentum conservation at each vertex ensures that a consistent, minimally on-shell parent particle species mass limit may be extracted in each case. The role of the (+) root persists from the one-step topology, as $M_Y^{\odot+}$ continues to represent the threshold at which the corresponding elliptical region kinematically onsets. However, the (−) root is now the heavier of the two, and it attains physical significance here as well; growth of the hidden momentum ellipse scale is now bounded, and $M_Y^{\odot-}$ represents a conjugate parent mass threshold at which the squared radial scale factor R^2 recollapses to zero following successive phases of expansion and contraction. The loci of these singular points $(P_H^{x,y})_{\odot\pm}$ in the hidden momentum plane may be disjoint, such that the related ellipse transits across the solution space as the parent particle species mass M_Y is scanned; this is in contrast to the one-step decay topology, where the origination point $(P_H^{x,y})_{\odot+}$ is persistently encompassed by the ellipse at all scale sizes.

Intuitively, the appearance of an upper M_Y bound reflects the greater degree of kinematic constraint that is in force for the two-step event topology. In the one-step decay topology (*cf.* FIG. 1) inherent kinematic indeterminacy of the escaping hidden product H implies that elevation of the parent particle species mass M_Y may simply be shunted onto a compensating relativistic boost of P_H^μ . By contrast, in the two-step decay topology (*cf.* FIG. 2) the on-shell internal mediator species is kinematically constrained at vertices on both ends, rendering it too slender a conduit for the evacuation of indefinite amounts of energy and momentum.

Quantitative insight into this effect is garnered by consideration of the two extremal scenarios in which the quadratic discriminant for Γ_\odot vanishes, cutting off the mass splitting between $M_Y^{\odot+}$ and $M_Y^{\odot-}$. The first such scenario places ($M_X \Rightarrow M_H + M_S$) directly at its minimal production threshold, which is equivalent to the statement ($P_\mu^H P_S^\mu \Rightarrow M_H M_S$), implying that ($P_H^\mu \propto P_S^\mu$) develop co-moving rest frames. The measurement of P_S^μ thus suggests also (given the mass M_H) a full knowledge of P_X^μ , which may be combined in turn with the observable four-vector P_V^μ to exactly calculate M_Y ; if M_H is zero, the four-vector proportionality (M_H/M_S) becomes indeterminate and is replaced by (E_H/E_S), which is unspecified and unmeasured, and may thus assume any positive semi-definite value. The second such scenario directly pushes the invariant four-vector contraction ($P_\mu^V P_S^\mu \Rightarrow M_V M_S$) to its lower kinematic limit, cor-

responding again to the onset of co-moving rest frames, now for the visible decay products ($P_V^\mu \propto P_S^\mu$); boosting into this rest frame, and (hypothetically) rotating into alignment with the (unknown) three-velocity \vec{v}_Y of the parent species Y , the full transfer of momentum and partial transfer of energy (modulo the dropping out of M_V and M_S) from particle Y to particle X to particle H (the latter two having specified masses) enforce four algebraic conditions on four unknowns (M_Y, v_Y, v_X, v_H), such that M_Y is exactly calculable; note that ($\Omega \Rightarrow 0$) is an implied superclass of ($P_V^\mu \propto P_S^\mu$). Relaxing away from either of these kinematic proportionalities, a finite splitting between the allowed boundaries on M_Y is recovered.

The imposition of a two-step decay topology on either event leg yields a natural upper and lower boundary on the viable search space for a minimal kinematically consistent parent particle species mass. However, it is also potentially useful to systematically establish an upper trial mass boundary for the scenario where a one-step decay topology is imposed on both event legs. This task may be equivalently reframed as the establishment of a single value of M_Y where the two ellipses are positively known to possess an overlap. Given that elliptical regions associated with one-step decay topologies must necessarily grow in all directions without bound as a function of increasing M_Y , such a mass may always be established. One suitable strategy consists of solving for the scale M_Y^\oplus at which a given ellipse's kinematic perimeter eclipses the hidden momentum origination coordinates $(\hat{\mathcal{X}}_{\odot+}, \hat{\mathcal{Y}}_{\odot+})$ associated with its partner. For each event leg, the expression of this onset point $(\hat{P}_H^{x,y})_{\odot+}$ in its self-hosted dimensionless coordinates may be identified with the ellipse center (x_0, y_0) from Eqs. (17), inserting the Eqs. (8) coefficients, with the factors (specifically Γ) from Eqs. (9) evaluated at the $M_Y^{\odot+}$ kinematic threshold mass; the result may be redimensioned by multiplying with E_V . For the one-step event topology, this location reduces to $\{M_H/M_V\} \times (P_V^{x,y})$. When projected onto the conjugate event leg's hidden momentum plane via Eq. (10), this, or any, pair of coordinates shift, as shown following.

$$(\hat{\mathcal{X}}, \hat{\mathcal{Y}}) \equiv [(\hat{P}_T^{x,y}) - (\hat{P}_H^{x,y})] \times \left(\frac{E_V}{E'_V} \right) \quad (21)$$

In the prior, the energy scale E_V represents that native to the projected ellipse, whereas E'_V is that of the target host ellipse. In lieu of subtraction, Eqs. (11,17) may be used to equivalently compute the projected ellipse's modified origination coordinates directly in the target system. Associating some $(\hat{\mathcal{X}}, \hat{\mathcal{Y}})$ with points (x, y) on the host ellipse's perimeter, as expressed in Eq. (12), employing again the content of Eqs. (8,9), a quadratic intersection criterion ($\alpha_\oplus \Gamma_\oplus^2 + \beta_\oplus \Gamma_\oplus + \gamma_\oplus = 0$) in the factor Γ from Eqs. (9) emerges, with coefficients as defined in Eqs. (22).

$$\begin{aligned}
\alpha_{\oplus} &\equiv \Omega - \Pi \\
\beta_{\oplus} &\equiv 2\Omega \{\hat{P}_V^x \hat{\mathcal{X}} + \hat{P}_V^y \hat{\mathcal{Y}}\} + 2\Pi \{\Delta - \Lambda_x \hat{\mathcal{X}} - \Lambda_y \hat{\mathcal{Y}}\} \\
\gamma_{\oplus} &\equiv \Omega \{\hat{P}_V^x \hat{\mathcal{X}} + \hat{P}_V^y \hat{\mathcal{Y}}\}^2 - \Omega \{\hat{M}_H^2 + \hat{\mathcal{X}}^2 + \hat{\mathcal{Y}}^2\} - \{\Delta - \Lambda_x \hat{\mathcal{X}} - \Lambda_y \hat{\mathcal{Y}}\}^2
\end{aligned} \tag{22}$$

Although Eqs. (22) are written in a form generic to both the one- and two-step decay topologies, applicability to the latter scenarios is limited, due to the related facts that the ellipse scale does not grow indefinitely with M_Y and persistent elliptical containment of the origination coordinate is not guaranteed. In the former scenario, applying the limits furnished in Eqs. (9), the parabolic dependence on Γ develops upward concavity as ($\alpha_{\oplus} \Rightarrow +1 > 0$). The quadratic inversions $\{\Gamma_{\oplus\pm} \equiv (-\beta_{\oplus} \pm \sqrt{[\beta_{\oplus}^2 - 4\alpha_{\oplus}\gamma_{\oplus}]})/2\alpha_{\oplus}\}$, are generically real, and the physical (+) root exhibited in Eq. (23) also necessarily admits a real, positive root for M_Y , providing an upper limit in the search for \tilde{M}_{T2} . This scale $\{M_Y^{\oplus+} \geq (M_Y^{\odot+} \Rightarrow M_H + M_V)\}$ is at least as large as the mass threshold at which the kinematically consistent elliptical region initially materializes as a singular point, and beyond which it may expand to intersect any specified position in the hidden momentum plane.

$$\Gamma_{\oplus+} \Rightarrow \sqrt{[\hat{M}_H^2 + \hat{\mathcal{X}}^2 + \hat{\mathcal{Y}}^2] - \hat{P}_V^x \hat{\mathcal{X}} - \hat{P}_V^y \hat{\mathcal{Y}}} \left\{ \lim_{1\text{-Step}} \right\} \tag{23}$$

It will be conventional to adopt hidden momentum coordinates hosted by the heavier event leg, commencing primary analysis at the associated scale ($M_Y^{\odot+}$), with first annexation of the plane occupied in waiting by the lighter projected event leg. In practice, however, it can be beneficial to compute $M_Y^{\oplus+}$ from both directions, interchanging the respective host and projection roles. An interesting inversion case may be identified whenever the intersection mass $M_Y^{\oplus+}$ of a lighter host leg with the origination coordinates ($\hat{\mathcal{X}}_{\oplus+}, \hat{\mathcal{Y}}_{\oplus+}$) of a heavier projected leg is less than the turn-on mass $M_Y^{\odot+}$ of the projected leg. This implies that the host ellipse will already have passed over the projected origination coordinate at the scale of its initial materialization. Since the one-step elliptical perimeter of Eqs. (6) inclusively bounds a closed two-dimensional area, the minimal consistent kinematic overlap between the two legs is satisfied immediately at the scale $M_Y^{\odot+}$, defining \tilde{M}_{T2} in prior of any actual intersection. This “unbalanced” solution, to be called “type I”, may also be relevant to mixed one- and two-step event topologies, if the lighter ellipse is of the one-step variety, despite the fact that $M_Y^{\oplus+}$ is not then suitable (or necessary) for setting an upper bound on \tilde{M}_{T2} if the ellipse perimeters are “balanced”, *i.e.* non-overlapping at

the turn-on mass of the heavier event leg. A case study exhibiting trivial unbalanced kinematics in the dual one-step decay topology context is presented in a footnote¹.

If no such trivial solution exists, then \tilde{M}_{T2} must be established by scanning in M_Y for the first intersection (if any) to occur above the heavier of the two leg’s minimal mass scales $M_Y^{\odot+}$ and below the lighter of the two leg’s maximal mass scales, either of the $M_Y^{\odot-}$ kinematic turn-off variety (for two-step event legs) or of the $M_Y^{\oplus+}$ origination coordinate intersection variety (for dual one-step event legs). If the minimal and maximal search boundaries are disjoint, or if the scan reveals that intersection is precluded (this cannot occur with dual one-step event legs), then no physical asymmetric \tilde{M}_{T2} event scale may be defined. If a numeric report is still desired in this case, the value of \tilde{M}_{T2} may revert to either zero or some arbitrarily large cap, depending on the application; the former choice is typical when attempting to fit the mass scale of a signal for new physics and the latter choice is typical when attempting to suppress background from known physics for a specific event topology hypothesis.

The establishment of \tilde{M}_{T2} by the method of intersecting kinematically consistent perimeters in the $(P_H^{x,y})$ transverse hidden momentum plane is depicted for a pair of canonical examples in FIG. 4 (dual one-step decay topology) and and FIG. 5 (mixed one- and two-step decay topology), with overlaid elliptical contours sampled at various trial masses M_Y for the parent particle species Y . The shepherding role of the subordinate one-step ellipse is clearly exhibited in FIG. 5, as a static perimeter that encompasses and perfectly silhouettes the inception,

¹ This note provides the kinematic blueprint for an example event with dual one-step decay topology that satisfies minimal parent mass M_Y constraints in an unbalanced fashion. The first (heavier, host) ellipse is selected with $P_V^\mu = (125, +75, -50, +75)$ GeV and $M_H = 80.4$ GeV. The second (lighter, projected) ellipse is selected with $P_V^\mu = (75, +50, -25, -25)$ GeV and $M_H = 0.0$ GeV. The event missing energy components are selected as $\vec{p}_T^{x,y} = (+125.0, -75.0)$ GeV. The projected ellipse materializes at the threshold mass $M_Y^{\odot+} = 43.3$ GeV, at the position $(P_H^{x,y})_{\odot+} = (+125.0, -75.0)$ GeV. The host ellipse materializes on the interior of the closed projected ellipse, at the threshold mass $M_Y^{\oplus+} = 123.7$ GeV, at the position $(P_H^{x,y})_{\oplus+} = (+139.3, -92.8)$ GeV, immediately defining a type I unbalanced solution for the \tilde{M}_{T2} event scale.

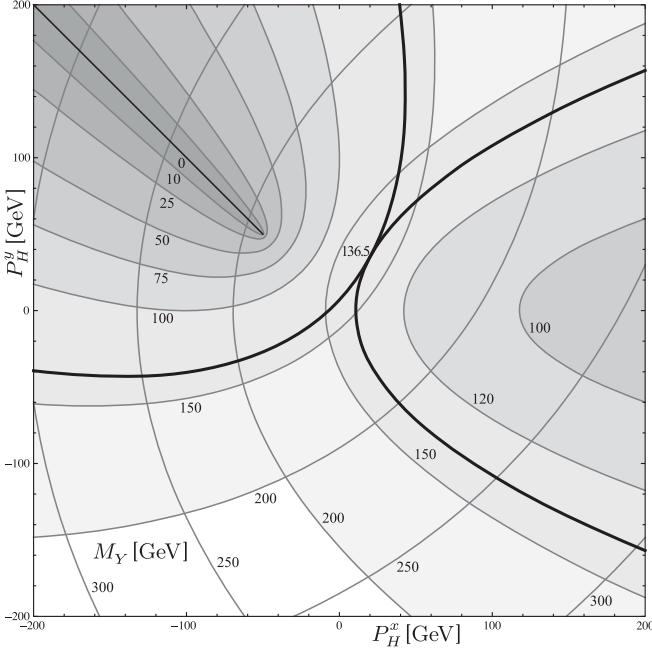


FIG. 6: Intersection of parabolic kinematic consistency regions for an example event with dual one-step decay topology, where the visible decay product of each leg is massless ($M_V \Rightarrow 0$). The central-right (heavier, host) parabola is selected with $P_V^\mu = (100, 100, 0, 0)$ GeV and $M_H = 75.0$ GeV. The upper-left (lighter, projected) parabola is selected with $P_V^\mu = (75, +50, -50, 25)$ GeV and $M_H = 0.0$ GeV. The event missing energy components are selected as $\not{P}_T^{x,y} = (-50.0, +50.0)$ GeV. The projected parabola materializes at the threshold mass $M_Y^{\odot+} = 0.0$ GeV, with vertex at the position $(P_H^{x,y})_{\odot+} = (-50.0, +50.0)$ GeV. The host parabola materializes on the exterior of the closed projected parabola, at the threshold mass $M_Y^{\odot+} = 75.0$ GeV, with vertex infinitely displaced from the coordinate origin. The parabolas first intersect at $M_Y = 136.5$ GeV, defining the \tilde{M}_{T2} event scale.

Beginning with the one-step event topology, the previously referenced parabolic branch is accessed in the limit ($M_V \Rightarrow 0$). The coordinate center (x_0, y_0) , as specified in Eqs. (17), becomes undefined due to vanishing of the conic discriminant and severe associated distortion of the underlying geometry. Correspondingly, the parabola does not kinematically onset as a point, but rather as a line segment. A suitable proxy for the elliptical coordinate center is the location of the parabolic vertex. The associated transverse hidden momentum $(P_H^{x,y})$ coordinate pair may be determined by implicitly differentiating the Eq. (12) specification of the conic perimeter to establish a slope function (dy/dx) , forcing that slope to take a value $\{-1 / \tan \theta \Rightarrow (b/a) \equiv -1 \times (\hat{V}_x / \hat{V}_y)\}$ oriented normal to the inclination of the parabolic symmetry axis — the form of which carries over intact from Eqs. (17), and which has been further simplified by applying the degeneracy relation ($b^2 \Rightarrow ac$) and the corresponding kinematic limit ($M_V \Rightarrow 0$) — and subsequently convolving the deduced constraint on (x) and (y) back

into Eq. (12). The result of this procedure, reprojected onto physical kinematic parameters, is as follows.

$$(\hat{P}_H^{x,y})_{\odot} \Rightarrow (\hat{V}_x, \hat{V}_y) \times \left(\frac{\hat{M}_H^2 - \Gamma^2}{2\Gamma} \right) \left\{ \lim_{1\text{-Step}}^{M_V \Rightarrow 0} \right\} \quad (24)$$

If the limit ($M_H \Rightarrow 0$) is also in effect, the vertex of the parabola will onset at the coordinate origin of its self-hosted $(P_H^{x,y})$ transverse hidden momentum plane; otherwise, the vertex will onset with infinite displacement from the origin, but rapidly proceed toward it. In both cases, as the mass scale M_Y increases, the parabola unfolds, and its vertex advances directly away from the point of focus, along the axis of reflection symmetry. This geometry represents a smooth transition away from the one-step ellipse, which grows increasingly narrow and elongated as ($M_V \Rightarrow 0$) from positive values. Like the one-step ellipse, the one-step parabola bounds a planar continuum of bulk solutions to its interior, and the solution perimeter expands indefinitely with M_Y , without yielding subjugated territory, encompassing the complete coordinate plane as ($M_Y \Rightarrow \infty$). A depiction of two intersecting one-step parabolas is provided in FIG. 6.

Segueing to the two-step event topology, the first critical transition to elaborate is that associated with ($M_S \Rightarrow 0$). The crucial observation here is that the leading quadratic coefficient in the search for $R^2 = 0$ roots, namely α_{\odot} from Eqs. (19), vanishes, implying that the root relation is linear (at most), with no more than a single solution. The slope parameter, β_{\odot} from Eqs. (19), is positive semi-definite, vanishing if and only if $(P_H^\mu \propto P_S^\mu)$ or $(P_V^\mu \propto P_S^\mu)$, *i.e.* precisely the two conditions that trigger degeneracy ($\beta_{\odot}^2 - 4\alpha_{\odot}\gamma_{\odot} \Rightarrow 0$) in the associated quadratic discriminant; incidentally, either of these circumstances will simultaneously nullify the zeroth order coefficient γ_{\odot} , rendering Eqs. (19) logically moot. Avoiding these two scenarios, there will be an isolated real root $M_Y^{\odot+}$ at which the elliptical kinematic consistency region materializes out of a point. Proceeding upward from this scale, the ellipse transits across the $(P_H^{x,y})$ transverse hidden momentum plane, enlarging along with the unbounded \tilde{M}_{T2} search range. The subordinate one-step shepherd geometry, with P_S^μ assuming the traditional role of P_V^μ , simultaneously accesses its parabolic branch, as is consistent with the absence of a recontraction phase for the two-step geometry. The intersection of a mixed one- and two-step decay topology, where the secondary visible decay product of the latter event leg is massless ($M_S \Rightarrow 0$), is depicted in FIG. 7.

The next two-step boundary case to be described will be that associated with ($\Omega \Rightarrow 0$), which corresponds to vanishing of the conic discriminant and a related transition onto the parabolic branch. The elliptical scale factor ($R^2 \propto \Omega$) defined in Eqs. (17) is identically null; this

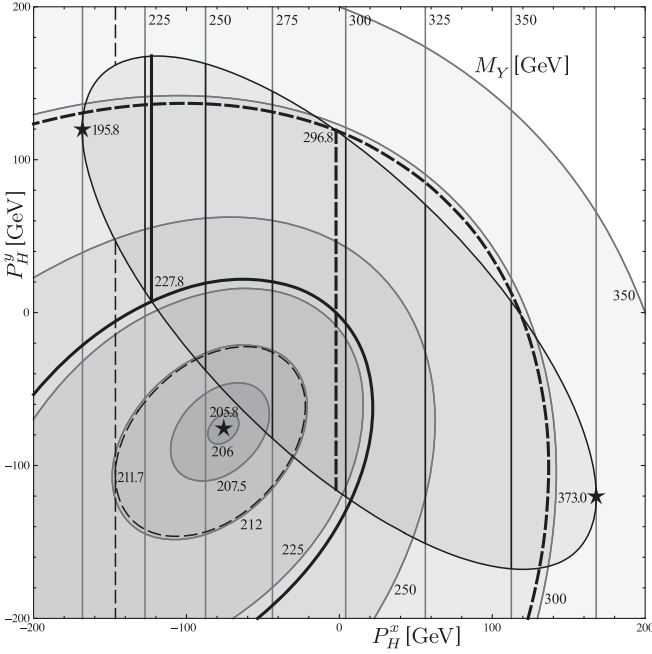


FIG. 8: Intersection of elliptical and segmented-linear kinematic consistency regions for an example event with mixed one- and two-step decay topology, where the secondary visible decay product of the latter leg satisfies ($\Omega \Rightarrow 0$). The lower-left (heavier, host, one-step) ellipse is selected with $P_V^\mu = (160, -80, -80, +40)$ GeV and $M_H = 100.0$ GeV. The left-to-right transiting (lighter, projected, two-step) vertical line is selected with $P_V^\mu = (120, +75, +75, +30)$ GeV, $P_S^\mu = (80, -50, +50, +20)$ GeV, $M_H = 50.0$ GeV and $M_X = 100.0$ GeV; the dynamic trajectory of this geometry is statically bounded by a one-step elliptical shepherd. The event missing energy components are selected as $P_T^{x,y} = (-162.5, +162.5)$ GeV. The projected line materializes, in a first intersection with its elliptical shepherd, at the threshold mass $M_Y^{\odot+} = 195.8$ GeV, at the position $(P_H^{x,y})_{\odot+} = (-168.0, +120.0)$ GeV, and recollapses, in a final intersection with its shepherd, at the threshold mass $M_Y^{\odot-} = 373.0$ GeV, at the position $(P_H^{x,y})_{\odot-} = (+168.0, -120.0)$ GeV. The host ellipse materializes on the exterior of the projected elliptical shepherd, at the threshold mass $M_Y^{\odot+} = 205.8$ GeV, at the position $(P_H^{x,y})_{\odot+} = (-75.6, -75.6)$ GeV. A spurious preliminary intersection between the host ellipse and the projected line, exterior to the domain of its shepherd, is initiated at $M_Y = 211.7$ GeV. The host ellipse and projected, shepherded line segment experience a first legitimate intersection at $M_Y = 227.8$ GeV, defining the \tilde{M}_{T2} event scale. Subsequently, the transiting host ellipse pulls away, terminating their direct intersection at $M_Y = 296.8$ GeV, but maintaining enclosure.

nant $(\beta_\odot^2 - 4\alpha_\odot\gamma_\odot)$ associated with quadratic inversion $\{(\hat{P}_H^y)_{\odot\pm} \equiv (-\beta_\odot \pm \sqrt{[\beta_\odot^2 - 4\alpha_\odot\gamma_\odot]})/2\alpha_\odot\}$ of the coefficients in Eqs. (25) is itself a quadratic function of the factor $(\Gamma \propto M_Y^2)$ from Eqs. (9); the coefficients of this expression are equivalent, modulo a global positive semi-definite rescaling $(4\Lambda_x^2)$, to the two-step ($\Omega \Rightarrow 0$) coefficients defined in Eqs. (19). The $(\hat{P}_H^y)_\odot$ roots are thus indeed degenerate, signaling tangency of the asso-

ciated intersection, at each of the scales $\Gamma_{\odot\pm}$ developed from Eqs. (19) to bound materialization and recollapse of the composite shepherded geometry; interior to these bounds, the solutions deriving from Eqs. (25) are generically real. If the $(\hat{P}_H^x)_{\odot\pm}$ coordinate partners are likewise desired, they may be recovered from $(\hat{P}_H^y)_{\odot\pm}$ by application of Eq. (14), or from Eq. (6) if $(\Lambda_x \Rightarrow 0)$, or from a reciprocal $(\{x, a, \dot{a}, \Lambda_x\} \Leftrightarrow \{y, c, \dot{c}, \Lambda_y\})$ of Eqs. (25) with inversion $(\pm \Leftrightarrow \mp)$ of the root order association. $(\hat{P}_H^{x,y})_\odot$, when evaluated at the scales $M_Y^{\odot\pm}$, thereby constitute a suitable proxy for localization of $(\hat{P}_H^{x,y})_{\odot\pm}$.

The intersection of a mixed one- and two-step decay topology, where the secondary visible decay product of the latter event leg satisfies ($\Omega \Rightarrow 0$), is depicted in FIG. 8. The geometric intuition of this edge scenario is continuously connected to that of the canonical example depicted in FIG. 5, which exhibits progressive narrowing of the transiting ellipse as Ω approaches zero from positive values; however, there are peculiar aspects of the practical treatment, stemming from a need to reject spurious intersections with the two-step line that occur beyond protection of the one-step shepherd's border. Knowledge of the previously established coordinate bounds $(\hat{P}_H^{x,y})_{\odot\pm}$ on this domain is vital, but it is also beneficial to supplement the Eqs. (25) content with an analogous criterion $\{\alpha_\otimes(\hat{P}_H^y)_\otimes^2 + \beta_\otimes(\hat{P}_H^y)_\otimes + \gamma_\otimes = 0\}$ in (\hat{P}_H^y) for transversal of the (primed) conic perimeter cross-projected from the conjugate event leg via Eqs. (11) by the linear Eq. (14) host geometry. The associated quadratic coefficients are defined in Eqs. (26); the source formulae for factors indicated by either event leg diversely refer to their own distinct leading energy scale as E_V , and that of their dual as E_V' .

$$\begin{aligned}\alpha_\otimes &\equiv a'\Lambda_y^2 - 2b'\Lambda_y\Lambda_x + c'\Lambda_x^2 \\ \beta_\otimes &\equiv 2(a'\Lambda_y - b'\Lambda_x)(\Gamma - \Delta) - 2d'\Lambda_y\Lambda_x + 2f'\Lambda_x^2 \\ \gamma_\otimes &\equiv a'(\Gamma - \Delta)^2 - 2d'\Lambda_x(\Gamma - \Delta) + g'\Lambda_x^2\end{aligned}\quad (26)$$

A priori decorrelation of kinematic factors across opposing event legs and active dependence of the projected event leg's geometry on the parent particle species mass M_Y distinguish the handling of quadratic inversions $\{(\hat{P}_H^y)_{\otimes\pm} \equiv (-\beta_\otimes \pm \sqrt{[\beta_\otimes^2 - 4\alpha_\otimes\gamma_\otimes]})/2\alpha_\otimes\}$ deriving from Eqs. (26) relative to that of corresponding solutions associated with Eqs. (25) for intersection with the host line's own static shepherd geometry. The discriminant $(\beta_\otimes^2 - 4\alpha_\otimes\gamma_\otimes)$ is again a quadratic function of M_Y^2 , on which the factor Γ from Eqs. (9) in turn depends linearly, although there are now competing versions of Γ from each event leg that must be disentangled; the roots of that discriminant again isolate the scales

of degenerate tangential intersection, but no such intersections are now guaranteed to exist; if present, these roots again correspond to bounds on materialization or dissociation of the composite geometry, but the interpretation may be obscure, for example, linking a single root to a terminal scale of intersection that is apparently unbounded from below. The leading quadratic coefficient α_\otimes in Eqs. (26) vanishes, if the conjugate event topology is one-step, whenever the projected geometry is parabolic ($M_V \Rightarrow 0$) with a symmetry axis parallel to the host line, or likewise, if the conjugate event topology is two-step, whenever the projected geometry is also linearly degenerate ($\Omega \Rightarrow 0$) with a slope identical to that of the host; it is otherwise positive. The collinearity requisite to these scenarios is not foreclosed by a phase transition of the type experienced by the Eqs. (25) inversions.

The \tilde{M}_{T2} statistic will be defined trivially as an unbalanced (type I) solution if the degenerate coordinate $(\hat{P}_H^y)_\otimes$ of materialization for the shepherded host line is enveloped at the corresponding mass scale $M_Y^{\odot\pm}$ by the projected conic geometry, and if that body is of the one-step variety. A similar solution, albeit one unique to the present event configuration, presents at the scale of first tangential intersection between the host line and the projected conic geometry, if such a scale exists, and if it corresponds to a moment of inception rather than dissolution, and if the associated degenerate $(\hat{P}_H^y)_\otimes$ coordinate is bounded by the range of coordinate overlap $(\hat{P}_H^y)_{\otimes\pm}$ between the host line and its shepherd. A case study exhibiting the described scenarios for indigenous geometric containment in the context of mixed one- and two-step event topologies is presented in a footnote³.

³ This note provides the kinematic blueprint for a triplet of example events with mixed one- and two-step decay topology, demonstrating the potentiality for indigenous geometric containment involving a single linearly degenerate leg. The two-step (heavier, host) event leg, a line, is selected with $P_V^\mu = (150, 0, +100, +50)$ GeV, $P_S^\mu = (75, 0, -50, +25)$ GeV, $M_H = 50.0$ GeV and $M_X = 125.0$ GeV; the dynamic trajectory of this geometry is statically bounded by a one-step elliptical shepherd. The one-step (lighter, projected) event leg, an ellipse, is selected with $P_V^\mu = (125, 0, +75, +25)$ GeV and $M_H = 125.0$ GeV. The event missing energy components are selected, successively, as $P_T^{x,y} = (0.0, \{+100.0, -100.0, -750.0\})$ GeV. The projected ellipse materializes at the threshold mass $M_Y^{\odot+} = 221.8$ GeV, at the respective positions $(P_H^{x,y})_{\odot+} = (0, \{+3.2, -196.8, -846.8\})$ GeV. In the first scenario, the host line materializes, in a first intersection with its elliptical shepherd, on the interior of the closed projected ellipse, at the threshold mass $M_Y^{\odot+} = 257.6$ GeV, at the position $(P_H^{x,y})_{\odot+} = (0, +26.3)$ GeV, immediately defining a type I unbalanced solution for the \tilde{M}_{T2} event scale; the linear geometry recollapses at the threshold mass $M_Y^{\odot-} = 415.2$ GeV, at the position $(P_H^{x,y})_{\odot+} = (0, -238.8)$ GeV. In the second scenario, the host line makes a first tangential intersection

The status of this “type II” unbalanced containment may be established cleanly, noting that nullification of the Eqs. (26) discriminant implies a degenerate positional root $\{(\hat{P}_H^y)_\otimes \Rightarrow -\beta_\otimes / 2 \alpha_\otimes\}$, which may be substituted into the quadratic criterion associated with Eqs. (25); given upward concavity ($\alpha_\otimes \geq 0$), this expression will evaluate as negative for coordinates interior to the shepherded bounds at $(\hat{P}_H^y)_{\otimes\pm}$. Multiplying through by the positive semi-definite constant α_\otimes , and making a substitution using the vanishing Eqs. (25) discriminant, the quadratic (in M_Y^2) functional inequality presented in Eq. (27) emerges as a gauge of root enclosure, to be evaluated at the described scale (if any) of onsetting tangential intersection; the $(\alpha_\otimes \Rightarrow 0)$ limit is safe.

$$\left\{ (\alpha_\otimes \gamma_\otimes + \alpha_\otimes \gamma_\otimes) \leq \frac{1}{2} \beta_\otimes \beta_\otimes \right\} \Big|_{[\beta_\otimes^2 = 4 \alpha_\otimes \gamma_\otimes]} \quad (27)$$

Failing either of the prior compound criteria, a solution may be isolated only at a mutual triple intersection of the host line with the outer perimeters of the host shepherd and projected conic; quantitatively, a condition $\{(\hat{P}_H^y)_\otimes = (\hat{P}_H^y)_\otimes\}$ must apply for one of the available (\pm) sign combinations. Isolating radicals, squaring, and repeating, the following single equivalent condition emerges, with all relative signs absorbed; this expression is quartic in the mass-square scale M_Y^2 , and the lightest root within the physically viable search range may be associated with the square of \tilde{M}_{T2} . A global factor of $(\alpha_\otimes \alpha_\otimes)^2$ has been multiplied through; the limit in which this constant vanishes is safe. A global negation has also been applied, for a purpose detailed subsequently.

$$0 = -1 \times \left\{ (\alpha_\otimes \gamma_\otimes - \alpha_\otimes \gamma_\otimes)^2 + (\alpha_\otimes \beta_\otimes - \alpha_\otimes \beta_\otimes) \times (\gamma_\otimes \beta_\otimes - \gamma_\otimes \beta_\otimes) \right\} \quad (28)$$

If the conjugate event leg also features a linearly degenerate ($\Omega \Rightarrow 0$) two-step event topology, then its projection has no isolated points of degenerate tangential intersection with the host line in the finite coordinate domain; however, as before, the deprecation of an existing tool is roundly compensated by a dramatic algebraic simplification. Comparing the content of Eqs. (12,14) for the two-step linear ($\Omega \Rightarrow 0$) limit, the following alternate “conic” coefficient specification is suggested; rather than retracing the indicated line as an infinitely compacted parabola, it makes only a single traversal; correspond-

with the projected ellipse on the interior of the closed host shepherd, at the threshold mass $M_Y = 279.7$ GeV, at the position $(P_H^{x,y})_\otimes = (0, -3.3)$ GeV, defining a type II unbalanced \tilde{M}_{T2} solution. In the third scenario, the projected ellipse has no spatiotemporal overlap with the host shepherded line, and no genuine asymmetric \tilde{M}_{T2} event scale may be defined.

ingly, it is linear in the square of the trial parent particle mass M_Y^2 , rather than quadratic.

$$\begin{aligned} a &\Rightarrow 0 & ; & & b &\Rightarrow 0 & & ; & & c &\Rightarrow 0 \\ d &\Rightarrow \Lambda_x/2 & ; & & f &\Rightarrow \Lambda_y/2 & ; & & g &\Rightarrow (\Gamma - \Delta) \end{aligned} \quad (29)$$

If the surrogate Eq. (29) coefficient set is employed to specify the projected event leg's native geometry in Eqs. (26), noting that the Eqs. (11) transformation into "primed" coordinates must still be enacted, then convolution with Eqs. (25), as expressed in Eq. (28), will yield an expression that is quadratic in M_Y^2 , rather than quartic, and thus readily invertible; the coefficient α_\otimes vanishes explicitly. Intuitively, the intersection of two (non-parallel) lines is a point, which will linearly traverse the (P_H^x, P_H^y) coordinate plane in response to variation of the trial event scale; this roving point may potentially intersect the host geometry's static one-step shepherd for some range of scales, the smallest of which constitutes a candidate value for \tilde{M}_{T2} . However, it is necessary that any such point of intersection be additionally bounded by the remote geometry's one-step shepherd; as such, this calculation should be performed twice, with the roles of target and projection geometry interchanged, accepting as \tilde{M}_{T2} the smallest scale (if any) for which mutual overlap is achieved. Literal simultaneous solution of each event leg's Eq. (14) line for a pair of coordinates set on the perimeter of the host's static one-step shepherd, *cf.* Eq. (12), yields an expression with identical root structure to that of the Eq. (28) quadratic reduction, but which may differ by various positive semi-definite multiplicative constants, including α_\otimes , Λ_x^4 , and $(\Lambda_x \Lambda_y' - \Lambda_y \Lambda_x')^2$; the last of these vanishes when the two lines have a parallel orientation, a limit that remains safe for analysis, if informatively supplemented with the mass bounds $M_Y^{\odot\pm}$ on each event leg's kinematic materialization and dissolution. It may likewise differ by the imposition of a global sign; the phase convention elected Eq. (29) serves the purpose of maintaining a positive function value in regions of physical overlap with the shepherd, interior to the boundary scales associated with root inversion. A case study exhibiting mutual intersection in the context of an event with dual linearly degenerate two-step event topology is presented in a footnote⁴.

Returning to the task of globally classifying \tilde{M}_{T2} critical point behavior, conjunction of the limits ($M_S \Rightarrow 0$) and ($\Omega \Rightarrow 0$) proceeds cleanly, exhibiting no uniquely diverse phenomena, but instead reframing the presentation of its constituent ingredients. The two-step geometry is that of a line, as enforced in Eq. (14), which emerges at the mass $M_Y^{\odot+}$ from a point of degenerate tangential intersection with a parabolic one-step shepherd. The coordinates $(\hat{P}_H^{x,y})_{\odot+}$ of materialization may again be extracted, at the appropriate scale, from the pair of degenerate roots $(\hat{P}_H^{x,y})_\odot$ established by Eqs. (25,14); this point may exist at any location along the parabola's perimeter, and is not generically confined to the vertex. The initial intersection subsequently expands into a transiting line segment with indefinitely increasing M_Y .

The third independent two-step boundary case to be treated consists of the limit ($P_H^\mu \propto P_S^\mu$); this is the first of two scenarios for which the mass thresholds $M_Y^{\odot\pm}$ deriving from Eqs. (19) become degenerate with vanishing of the associated quadratic discriminant, as expanded in Eq. (20). The resulting geometry is simply that of an isolated point, existing at a single consistent mass scale M_Y . The primary two-step ellipse and the secondary one-step shepherd each independently position the $(\hat{P}_H^{x,y})_{\odot+}$ coordinates equivalently to direct computation of (x_0, y_0) according to the Eqs. (17) prescription; the result is precisely as should be expected ($P_H^{x,y} \Rightarrow \{M_H/M_S\} \times P_S^{x,y}$) from the stipulation of four-vector proportionality between the particle species H and S . The conceptual ease of this result belies the computational taxation that may vex certain practical approaches to isolating a singular, or nearly singular, moment of solution.

Intersection of the limits ($M_S \Rightarrow 0$) and ($P_H^\mu \propto P_S^\mu$), which imply also ($M_H \Rightarrow 0$), presents an interesting logical paradox. On the one hand, ($P_H^\mu \propto P_S^\mu$) insinuates convergence of the scales $M_Y^{\odot\pm}$ for elliptical ma-

⁴ This note provides the kinematic blueprint for a pair of example events with dual linearly degenerate two-step decay topology, demonstrating the potentiality for mutual dynamic intersection interior to the static bounds of each geometry's one-step elliptical shepherd. The first (heavier, host, two-step) line is selected with $P_V^\mu = (100, 0, +75, +50)$ GeV, $P_S^\mu = (160, +120, 0, +80)$ GeV, $M_H = 75.0$ GeV and $M_X = 175.0$ GeV. The second (lighter, projected, two-step) line is selected with $P_V^\mu = (150, 0, +100, +50)$ GeV, $P_S^\mu =$

$(75, -50, 0, +25)$ GeV, $M_H = 50.0$ GeV and $M_X = 125.0$ GeV. The event missing energy components are selected, successively, as $\not{P}_T^{x,y} = (-75.0, \{0.0, +250.0\})$ GeV. The projected and host lines materialize at the threshold masses $M_Y^{\odot+} = 235.9$ GeV and $M_Y^{\odot-} = 255.1$ GeV, respectively, in a first intersection with their elliptical shepherds. In the first scenario, the locus of crossed linear intersection makes first contact with the projected shepherd at the threshold mass $M_Y = 240.6$ GeV, at the position $(P_H^{x,y}) = (-97.5, -22.5)$ GeV, which is exterior to the closed host shepherd; it passes out of contact at the threshold mass $M_Y = 313.3$ GeV, at the position $(P_H^{x,y}) = (+137.5, -56.1)$ GeV. Correspondingly, first contact with the host shepherd occurs at the threshold mass $M_Y = 277.7$ GeV, at the position $(P_H^{x,y}) = (14.6, -38.5)$ GeV, which is interior to the closed projected shepherd, defining the \tilde{M}_{T2} event scale. It passes out of contact at the threshold mass $M_Y = 381.5$ GeV, at the position $(P_H^{x,y}) = (+413.7, -95.5)$ GeV. In the second scenario, the two elliptical shepherds have no domain of static spatial overlap, and a genuine asymmetric \tilde{M}_{T2} event scale cannot be defined.

terialization and recollapse, while on the other hand, ($M_S \Rightarrow 0$) suggests that these scales must be infinitely disjoint, such that the recollapse does not actually occur at all. This apparent contradiction is resolved, while retaining elements of intuition from both antecedent conditions, by observing that all three quadratic coefficients from Eqs. (19) simultaneously vanish, which implies that ($R^2 \Rightarrow 0$) independently of the M_Y scale selection; an otherwise kinematically consistent effective solution to Eqs. (19) is given by ($\Gamma_{\odot\pm} \Rightarrow \{0, \infty\}$), from which a corresponding lower bound on M_Y may be extracted. Consequently, the two-step elliptical geometry is indeed contracted to a point, but it is a traveling point rather than a static one, which initially manifests at the coordinate origin of its self-hosted ($P_H^{x,y}$) transverse hidden momentum plane, and subsequently translates away from the origin without bound as M_Y increases. This is in keeping with the expectation ($P_H^{x,y} \Rightarrow \{E_H/E_S\} \times P_S^{x,y}$) for proportionality between the particle species H and S in the massless limit, where E_H is otherwise unconstrained, and may take any positive semi-definite value. As ($M_S \Rightarrow 0$), the subordinate one-step shepherd ellipse accesses its parabolic branch; as ($P_H^\mu \propto P_S^\mu$), which is equivalent to ($M_X \Rightarrow M_H + M_S$), this parabola becomes kinematically degenerate (minimally on-shell) and folds into a compact line segment; given also ($M_H \Rightarrow 0$), the vertex of this line segment sits at its own coordinate origin. The shepherd thus precisely delineates the transiting elliptical point's trajectory. A case study featuring the described mutual limit is presented in a footnote⁵.

Intersection of the limits ($\Omega \Rightarrow 0$) and ($P_H^\mu \propto P_S^\mu$) presents no independent geometric phenomenology, directly recalling, both intuitively and technically, various elements of its distinct parent classifications. The two-step geometry is that of a line, as enforced in Eq. (14),

⁵ This note provides the kinematic blueprint for a pair of example events with mixed two- and one-step decay topology, where the secondary visible decay product of the former leg satisfies the criteria ($M_S \Rightarrow 0$) and ($P_H^\mu \propto P_S^\mu$). The two-step (heavier, host) event leg, a pointlike elliptical compaction, is selected with $P_V^\mu = (125, 0, +50, +75)$ GeV, $P_S^\mu = (75, +50, -50, +25)$ GeV, $M_H = 0.0$ GeV and $M_X = 0.0$ GeV. The one-step (lighter, projected) event leg, an ellipse, is selected with $P_V^\mu = (100, 0, +75, +25)$ GeV and $M_H = 75.0$ GeV. The event missing energy components are selected, successively, as $\not{P}_T^{x,y} = (+75.0, \{-75, +75\})$ GeV. The projected ellipse materializes at the threshold mass $M_Y^{\odot+} = 136.2$ GeV, at the respective positions ($P_H^{x,y}$) $_{\odot+} = (+75.0, \{-166.9, -16.9\})$ GeV. The host point materializes at the threshold mass $M_Y^{\odot+} = 165.8$ GeV, at the coordinate origin, and linearly transits without decohering, while maintaining a perpetually collapsed geometry. In the first scenario, this point initially lies to the exterior of the projected ellipse, and first intersects the conjugate ellipse perimeter at $M_Y = 192.7$ GeV, defining the \bar{M}_{T2} event scale. In the second scenario, the host point materializes interior to the projected ellipse, immediately defining a type I unbalanced \bar{M}_{T2} solution.

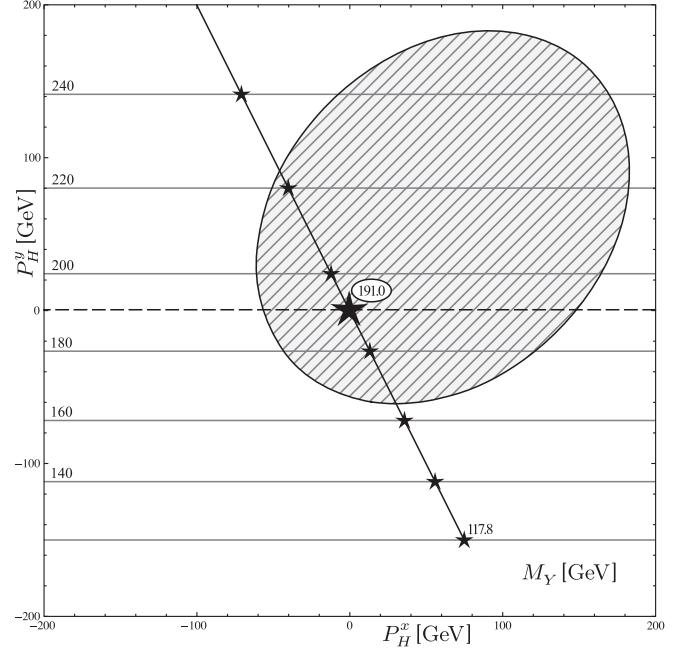


FIG. 9: Intersection of instantonic-elliptical and point-like kinematic consistency regions for an example event with dual two-step decay topology, where the primary and secondary visible decay products of the former event leg are proportionally directed ($P_V^\mu \propto P_S^\mu$), and the latter leg exhibits triple conjunction of the critical limits ($M_S \Rightarrow 0$), ($\Omega \Rightarrow 0$) and ($P_H^\mu \propto P_S^\mu$). The frozen upper-right (heavier, host, two-step) ellipse, in ersatz manifestation of an effective one-step geometry, is selected with $P_V^\mu = (120, +40, +40, +80)$ GeV, $P_S^\mu = (75, +25, +25, +50)$ GeV, $M_H = 0.0$ GeV and $M_X = 105.0$ GeV. The lower-to-upper transiting (lighter, projected, two-step) horizontal line is selected with $P_V^\mu = (75, +25, +25, -50)$ GeV, $P_S^\mu = (120, +40, -80, -80)$ GeV, $M_H = 0.0$ GeV and $M_X = 0.0$ GeV; the dynamic trajectory of this geometry is statically bounded by a one-step segmented-linear shepherd. The event missing energy components are selected as $\not{P}_T^{x,y} = (+75.0, -150.0)$ GeV. The projected line materializes, in a first intersection with its segmented-linear shepherd, at the threshold mass $M_Y^{\odot+} = 117.8$ GeV, at the position ($P_H^{x,y}$) $_{\odot+} = (+75.0, -150.0)$ GeV, and does not decohere, although the intersected geometry remains perpetually collapsed. The closed host ellipse materializes non-locally, in exterior containment of the projected point momentarily positioned at ($P_H^{x,y}$) $_{\odot} = (-0.3, +0.6)$ GeV, existing only at the degenerate threshold mass $M_Y^{\odot} \approx 191.0$ GeV, defining a type III unbalanced solution for the \bar{M}_{T2} event scale.

and it is only the subordinate one-step shepherd that illuminates the consistent solution space, which is now an isolated point rather than an elliptically shaded continuum of line segments. Again, the coordinates ($\hat{P}_H^{x,y}$) $_{\odot+}$ are opaque to direct computation of (x_0, y_0) by Eqs. (17), but transparent to the ($\hat{P}_H^{x,y}$) $_{\odot+}$ proxy of Eqs. (25,14), consistent with the kinematic proportionality expectation ($P_H^{x,y} \Rightarrow \{M_H/M_S\} \times P_S^{x,y}$).

Triple conjunction of the limits ($M_S \Rightarrow 0$), ($\Omega \Rightarrow 0$) and ($P_H^\mu \propto P_S^\mu$) yields, again, a rather directly intuitive

summation of its constituent ingredients. The two-step geometry is a roving line, as described by Eq. (14), that is validated only at its single point of intersection with the shepherding static one-step line segment, which is directed outward from the coordinate origin, parallel to the orientation of the secondary visible particle species S . This point of intersection likewise onsets at the origin and transits away with indefinitely increasing M_Y , tracing out a track $(P_H^{x,y} \Rightarrow \{E_H/E_S\} \times P_S^{x,y})$ consistent with massless kinematic proportionality of the particle species H and S . The line and line segment may exhibit any relative angular orientation, barring only perfect parallelism, for which intersection would be complete but momentary; the approach to this limit identically tracks the onset of kinematic proportionality ($P_V^\mu \propto P_S^\mu$) in the visible decay products, which is an independent case to be subsequently resolved. The intersection of a dual two-step decay topology, where one event leg illustrates the described triple limit, is depicted in FIG. 9.

The final independent two-step boundary case requiring classification consists of the limit ($P_V^\mu \propto P_S^\mu$), which is a subclass of the previously described limit ($\Omega \Rightarrow 0$); this is the second of two scenarios for which the mass thresholds $M_Y^{\odot\pm}$ deriving from Eqs. (19) become degenerate with vanishing of the Eq. (20) quadratic discriminant. Unique geometrical consequences engendered by this limit stem from an associated vanishing of the factors ($\Lambda_{x,y}$) defined in Eqs. (9). Following projection of these factors into Eq. (14), which expresses the linear ($\Omega \Rightarrow 0$) reduction of the two-step conic geometry, no kinematic constraint in the ($P_H^{x,y}$) transverse hidden momentum plane is retained; however, consistent nullification of the residual constant term in Eq. (14) implies the rule ($\Gamma_{\odot\pm} \Rightarrow \Delta$), which absolutely determines M_Y , in keeping with degeneracy of the quadratic ($R^2 \Rightarrow 0$) roots. All restriction on ($P_H^{x,y}$) thus emerges solely from the static ersatz one-step geometry, which presents the frozen silhouette of all tracks that might otherwise be scanned with M_Y by the two-step geometry; in contrast to the limit ($P_H^\mu \propto P_S^\mu$), which effects a condensation of inception and dissolution masses by inducing a singularity in the geometry, approaching ($P_V^\mu \propto P_S^\mu$) instead preserves a spatially extended event topology while accelerating the geometric transition between mass boundaries, creating a nonlocal instantaneous union of histories in the hard limit. Concurrently, a “type III” variant of the unbalanced \tilde{M}_{T2} solution may potentially be identified, if this instantonic structure bounds a projection of its conjugate event leg’s (possibly also noncompact) geometry at the isolated scale of advent. The intersection of a dual two-step decay topology, where one event leg satisfies ($P_V^\mu \propto P_S^\mu$), is depicted in FIG. 9.

The baseline expectation for the ersatz one-step conic’s topology is that of an ellipse, but this may be modi-

fied according to the coincidence of additional critical phases. A merger of the limits ($M_S \Rightarrow 0$) and ($P_V^\mu \propto P_S^\mu$) sends this geometry onto its parabolic branch; although standard determination of the roots $\Gamma_{\odot\pm}$ is here foreclosed by uniform vanishing of the quadratic coefficients in Eqs. (19), ($\Gamma_{\odot\pm} \Rightarrow \Delta$) remains the appropriate (degenerate) effective solution. Conjunction of the limits ($P_H^\mu \propto P_S^\mu$) and ($P_V^\mu \propto P_S^\mu$), the former of which is equivalent to ($M_X \Rightarrow M_H + M_S$), condenses the one-step geometry to a point, again highlighting the kinematic proportionality expectation ($P_H^{x,y} \Rightarrow \{M_H/M_S\} \times P_S^{x,y}$). Finally, the mutual application ($M_S \Rightarrow 0$), ($P_H^\mu \propto P_S^\mu$) and ($P_V^\mu \propto P_S^\mu$), of all possible critical transitions sends the secondary conic geometry into the degenerate phase of its parabolic branch, *i.e.* a line segment emanating from the coordinate origin along the ($P_H^{x,y} \Rightarrow \{E_H/E_S\} \times P_S^{x,y}$) track; consistent with expectations, this is the frozen image that would be traced out with advancing M_Y by the roving two-step point if the ($P_V^\mu \propto P_S^\mu$) proportionality were relaxed; the maintenance of ($M_X \Rightarrow M_H + M_S$) via equivalent, non-zero, values for (M_H, M_X) is unphysical, as reflected by dispatch of the entire frozen topology to a point at infinity; enforcing the physical limit, the singular kinematically consistent parent mass scale is ($M_Y \Rightarrow 0$). A case study featuring each itemized union of critical limits is presented in a footnote⁶.

⁶ This note provides the kinematic blueprint for a triplet of example events with mixed two- and one-step decay topology, where the primary and secondary visible decay products of the former leg are proportionally directed ($P_V^\mu \propto P_S^\mu$), and the visible decay product of the latter leg is massless ($M_V \Rightarrow 0$). The two-step (equivalently massless or heavier, host) event leg, in frozen ersatz manifestation of an effective one-step geometry, is successively selected with $P_V^\mu = (120, 0, +72, \{+96, 0, +96\})$ GeV, $P_S^\mu = (100, 0, +60, \{+80, 0, +80\})$ GeV, $M_H = 0.0$ GeV and $M_X = \{80.0, 80.0, 0.0\}$ GeV, satisfying the supplementary critical limit criteria ($M_S \Rightarrow 0$), ($P_H^\mu \propto P_S^\mu$), and $\{(M_S \Rightarrow 0) \& (P_H^\mu \propto P_S^\mu)\}$, accordingly. The one-step (massless, projected) event leg, a parabola, is selected with $P_V^\mu = (75, +50, +50, -25)$ GeV and $M_H = 0.0$ GeV. The event missing energy components are selected as $p_T^{x,y} = (+75.0, +125.0)$ GeV. The closed projected parabola materializes at the threshold mass $M_Y^{\odot+} = 0.0$ GeV, with vertex at the position $(P_H^{x,y})_{\odot+} = (+75.0, +125.0)$ GeV. The instantonic host materializes, in turn, as a non-locally extended closed parabola with vertex at the position $(P_H^{x,y})_{\odot-} = (0.0, -26.7)$ GeV, as a pointlike elliptical compaction positioned at the coordinate origin, and as a segmented-linear degenerate parabola emanating from the same, existing, respectively, only at the degenerate threshold mass $M_Y^{\odot-} = \{118.7, 176.6, 0.0\}$ GeV. In the first scenario, the host parabola experiences a pair of disjoint intersections with the projected parabola, spanned by a finite region of mutually consistent kinematic phase space. In the second scenario, the host singularity abides in a state of type I unbalanced containment within the conjugate parabolic projection. In the third scenario, the host line segment makes a four-fold degenerate cross-cutting of the projected parabola, which is likewise momentarily in a degenerately compacted phase. In each case, a consistent value of the M_{T2} event scale is concurrently defined.

IV. ALGORITHMIC TREATMENT OF \tilde{M}_{T2}

An algorithmic treatment of the one- and two-step asymmetric \tilde{M}_{T2} event scale statistic is descriptively outlined in the present section, mirroring the composition of the standalone \tilde{M}_{T2} utility available for download from the author's personal website [12], or as an ancillary file “`anc/amt2.pl`” with this document's *arXiv.org* electronic source materials, and also as a modular element of the generalized selection cut package AEACuS [13, 14]. This software is coded in the PERL language, employing a primarily (though not purely) functional programming paradigm, wherein computation is realized by the sequential mapping of data through a succession of externally stateless transformations. Nevertheless, the presentation mode is intentionally abstract, and may be projected onto a more procedurally imperative implementation in any suitable host language.

Philosophically, the purpose of this exercise is to construct a logically complete algorithm that handles all \tilde{M}_{T2} event classes described by the main document body in a unified, numerically stable, and maximally compact manner. Specifically, (i) a well-defined set of acceptable inputs should be strictly enforced, while the capacity should exist to map all members of this set to their appropriate functional output, and (ii) if a viable theoretical solution exists for a given input, the algorithm should guarantee convergence, without artificial endcaps on the solution range, and with vanishing likelihood of overstepping a solution by fault of finite domain sampling. Pragmatically, relaxation of the hard critical limit criteria previously described to some epsilon-width margin may increase the likelihood of gainfully deploying the various corresponding edge case routines by an order of cardinality, while simultaneously softening computation in regions of phase space that are proximal to associated numerical indeterminacies. However, there is no implication that codes excluding certain of the described processing stages are less than serviceably robust.

In order to quantitatively associate a numerical value for \tilde{M}_{T2} with a given pair of event leg topologies, it is necessary to establish a formal procedure for determining whether the respective conic boundaries on kinematic consistency experience an intersection, for a given parent particle species mass M_Y , when projected onto a common transverse hidden momentum coordinate plane ($\hat{P}_H^{x,y}$); precisely such a technology has been outlined in Ref. [16], and will be reviewed and expanded upon presently. The abstract system to be considered consists of two conic perimeters A and B , each satisfying an algebraic constraint of the Eq. (12) variety, which is quadratic in each of the shared coordinates (x, y) ; subsystem A may be considered to exist natively on the plane of analysis, play-

ing the role of host to subsystem B , which is projected into this plane via some linear coordinate transformation, as expressed by the adoption of a primed coefficient set. It is possible to imagine inverting each quadratic constraint in the coordinate (x) , and equating the two resulting functions of an implicitly equivalent coordinate (y) , establishing a criterion for geometric intersection; isolating radicals, squaring, and repeating, the following quartic expression emerges in (y) , with all relative (\pm) signs for various root associations absorbed.

$$0 = u_0 + u_1 y + u_2 y^2 + u_3 y^3 + u_4 y^4 \quad (30)$$

The five coefficients u_i referenced by Eq. (30) are defined in Eqs. (31), in terms of an additional eleven coefficients v_i , which are themselves defined in Eqs. (32). A global positive semi-definite factor $(a_A a'_B)^2$ has been divided out, and the overall phase selection is arbitrary.

$$\begin{aligned} u_0 &\equiv v_2 v_{10} - v_4^2 \\ u_1 &\equiv v_0 v_{10} + v_2(v_7 + v_9) - 2 v_3 v_4 \\ u_2 &\equiv v_0(v_7 + v_9) + v_2(v_6 - v_8) - v_3^2 - 2 v_1 v_4 \\ u_3 &\equiv v_0(v_6 - v_8) + v_2 v_5 - 2 v_1 v_3 \\ u_4 &\equiv v_0 v_5 - v_1^2 \end{aligned} \quad (31)$$

$$\begin{aligned} v_0 &\equiv 2(a_A b'_B - a'_B b_A) \quad ; \quad v_1 \equiv (a_A c'_B - a'_B c_A) \\ v_2 &\equiv 2(a_A d'_B - a'_B d_A) \quad ; \quad v_3 \equiv 2(a_A f'_B - a'_B f_A) \\ v_4 &\equiv (a_A g'_B - a'_B g_A) \quad ; \quad v_5 \equiv 2(b_A c'_B - b'_B c_A) \\ v_6 &\equiv 4(b_A f'_B - b'_B f_A) \quad ; \quad v_7 \equiv 2(b_A g'_B - b'_B g_A) \\ v_8 &\equiv 2(c_A d'_B - c'_B d_A) \quad ; \quad v_9 \equiv 4(d_A f'_B - d'_B f_A) \\ v_{10} &\equiv 2(d_A g'_B - d'_B g_A) \end{aligned} \quad (32)$$

Yet, the root structure of Eq. (30) does not directly address the most currently relevant and interesting line of inquiry, that being isolation of the parent mass M_Y at which kinematic intersection is initiated; rather, it specifies the (y) coordinates, if any, at which intersection occurs, for an individually sampled trial value of the parent mass. Nevertheless, this expression does potentially facilitate that investigation via a bisection algorithm trained for convergence to the mass scale of transition between intersection and non-intersection. For this application, specific numerical roots in the coordinate (y) are immaterial; the only pertinent question is whether any real roots exist, for a given M_Y , at all. The method of Sturm sequences for counting real polynomial roots within some (possibly infinite) domain interval is the tool of choice for this application, providing both speed and accuracy. To summarize, crossings of the vertical axis are inferred by comparing flips in sign at the domain boundaries of the original function, its derivative, and a sequence of poly-

nomials with decreasing degree that are recursively composed by the negated remainders of long division in preceding elements. The Sturm algorithm embedded within the present \tilde{M}_{T2} analysis package may be of interest for its (i) generalized treatment of polynomials of any order, (ii) acceptance of finite and infinite (undefined) domain boundary specifications, (iii) symmetric inclusive counting of roots located at either boundary, (iv) option to individually count degenerate roots, and (v) option (by boundary omission) to return an encapsulated function with memoization of the costly Sturm sequence computation that may be reapplied to various delayed specifications of the domain, although a detailed presentation of its architecture exceeds the scope of this document.

In practical application of the described procedure, there are certain circumstances under which a spurious intersection may be indicated at a (y) coordinate laying outside the physical body of the geometric objects under consideration. In particular, this contingency may be anticipated when the relative alignment and global orientation of a pair of event leg topologies conspire to facilitate a continuum of trial parent particle species masses M_Y for which a pair of pointlike intersections occur with a common (y) coordinate. An extended effective two-fold degeneracy of this type will generate a tangential point of contact with the Eq. (30) zero-axis, which may persist (within some epsilon-width detachment) even at event scales where the active geometries have discontinued any actual overlap. Events with dual one-step parabolic legs are moreover acutely susceptible to the possibility that degeneracies at infinity may pollute the ascertainment of finitely positioned roots. Large exponents, both explicit and implicit, attending the computation of intersection may likewise render even ostensibly safe kinematic parameterizations numerically vulnerable to false tagging. An effective blockade against these hazards may be realized by collapsing the boundaries in (y) of the Sturm sequence search to the physical coordinate overlap between each event leg's geometric domain. The (y) coordinate extent of a given conic topology may be determined by implicitly differentiating the Eq. (12) perimeter specification to establish a slope function (dy/dx), forcing that slope to zero, and subsequently substituting the resulting constraint on (x) back into Eq. (12). This procedure produces a quadratic criterion $\{ \alpha_{\ominus}(\hat{P}_H^y)_{\ominus}^2 + \beta_{\ominus}(\hat{P}_H^y)_{\ominus} + \gamma_{\ominus} = 0 \}$ in (\hat{P}_H^y) , with coefficients defined following, by Eqs. (33); a positive semi-definite factor of (a) has been multiplied through.

$$\begin{aligned}\alpha_{\ominus} &\equiv b^2 - a c \\ \beta_{\ominus} &\equiv 2(b d - a f) \\ \gamma_{\ominus} &\equiv d^2 - a g\end{aligned}\tag{33}$$

The leading Eq. (33) quadratic coefficient α_{\ominus} recalls the conic discriminant from Eq. (13), and will thus vanish in the case of geometric degeneracy, most pertinently on the one-step parabolic branch ($M_V \Rightarrow 0$). In this case, and if ($\hat{V}_y \neq 0$), a single solution $\{(\hat{P}_H^y)_{\ominus} \Rightarrow -\gamma_{\ominus}/\beta_{\ominus}\}$ of the residual linear expression is expected, which diverges, consistent with Eq. (24), for the infinitely displaced onset of a massive ($M_H \neq 0$) parabolic geometry. Otherwise, given that the associated quadratic discriminant $\{ \beta_{\ominus}^2 - 4 \alpha_{\ominus} \gamma_{\ominus} = 4 a R^2 (a c - b^2) \}$ is positive semi-definite for physical mass scales, there are a matched pair $\{ (\hat{P}_H^y)_{\ominus \pm} \equiv (-\beta_{\ominus} \pm \sqrt{[\beta_{\ominus}^2 - 4 \alpha_{\ominus} \gamma_{\ominus}]}) / 2 \alpha_{\ominus} \}$ of real inversions corresponding to the upper and lower coordinate reach of the associated conic.

It is additionally possible to directly establish the root structure of all tangential conic intersections as a function of the trial event scale. Since tangential intersections represent the convergence to degeneracy of two otherwise distinct roots, the appropriate criterion is vanishing of the quartic discriminant ($\mathbb{D}_4 \Rightarrow 0$) associated with Eq. (30), as exhibited subsequently in Eq. (34). However, this direct approach yields a comparatively fragile numerical function, where each displayed term is implicitly of 12th order in the Γ factor from Eqs. (9). Nevertheless, its expression is useful, particularly in conjunction again with the Sturm sequence method, for quickly establishing whether intersection occurs inside some (possibly positively infinite) physical search bounds on the trial parent mass, without directly sampling the enclosed bulk; it is specifically inapplicable to events featuring a linearly degenerate topology ($\Omega \Rightarrow 0$), where truncation of the primary two-step geometry by the static one-step shepherd exposes a raw line-segment endcap, logically invalidating the imperative of initial tangential intersection.

$$\begin{aligned}\mathbb{D}_4 &\equiv 256 u_0^3 u_4^3 - 192 u_0^2 u_1 u_3 u_4^2 - 128 u_0^2 u_2^2 u_4^2 \\ &+ 144 u_0^2 u_2 u_3^2 u_4 - 27 u_0^2 u_3^4 + 144 u_0 u_1^2 u_2 u_4^2 \\ &- 6 u_0 u_1^2 u_3^2 u_4 - 80 u_0 u_1 u_2^2 u_3 u_4 + 18 u_0 u_1 u_2 u_3^3 \\ &+ 16 u_0 u_2^4 u_4 - 4 u_0 u_2^3 u_3^2 - 27 u_1^4 u_4^2 + 18 u_1^3 u_2 u_3 u_4 \\ &- 4 u_1^3 u_3^3 - 4 u_1^2 u_2^3 u_4 + u_1^2 u_2^2 u_3^2\end{aligned}\tag{34}$$

There are certain circumstances under which the quartic coefficient u_4 from Eq. (30) vanishes identically, or within a numerical error allowance epsilon, a principal example of which is given by the occurrence of axial alignment between dual one-step parabolic event leg topologies; in fact, the u_3 coefficient vanishes in this case as well, robustly nullifying \mathbb{D}_4 , in a manner stable against both unified rotation and relative lateral displacement. The appropriate redress to such a lapse is cascaded regression to the discriminant \mathbb{D}_i of the residual leading order, as summarized in Eqs. (35). A case study exhibiting loss of the intersection coefficients (u_4, u_3), in addition to

a degenerate string of spurious Eq. (30) roots after the fashion corralled by Eqs. (33), in the dual one-step decay topology context, is presented in a footnote⁷; in actuality, the lower order coefficients (u_2, u_1, u_0) vanish in kind for the indicated event kinematics, although this is precipitated merely by a coordinate singularity, which may be circumvented utilizing the procedure to be outlined together with Eqs. (38).

$$\begin{aligned}\mathbb{D}_3 &\equiv u_1^2 u_2^2 - 4 u_0 u_2^3 - 4 u_1^3 u_3 + 18 u_0 u_1 u_2 u_3 - 27 u_0^2 u_3^2 \\ \mathbb{D}_2 &\equiv u_1^2 - 4 u_0 u_2 \\ \mathbb{D}_1 &\equiv 1 \\ \mathbb{D}_0 &\equiv 1 \div u_0^2 \\ \mathbb{D}_\emptyset &\equiv 0\end{aligned}\tag{35}$$

The \tilde{M}_{T2} analysis, proper, begins with a reading of input kinematic assignments ($P_V^\mu, M_H, P_S^\mu, M_X$) for each event leg; the presence of a defined P_S^μ input for the secondary visible decay product S triggers handling as a two-step event topology, and a Boolean flag is set to indicate this logical fork in subsequent operations. A Lorentz boost $\{P^{0,z} \Rightarrow (P^{0,z} - \hat{P}_V^z P^{z,0}) \div \sqrt{1 - (\hat{P}_V^z)^2}\}$ into the longitudinal rest frame of the primary visible decay product V is applied to each of the four-vectors (P_V^μ, P_S^μ); if this frame does not exist, or if either of the energies (E_V, E_S) vanishes, then \tilde{M}_{T2} is undefined. A unified (x, y) pair of missing transverse momentum components ($\hat{P}_T^{x,y}$) is additionally read from input, or, if omitted, is calculated as the negation of the vector sum of visible transverse momentum over both event legs.

Dimensionlessly scaled variables will generally be preferred in the present analysis, both because of the formal simplifications that they tend to engender, and also the smoother numerics that attend manipulation of commensurately scaled (*e.g.* all of order unity) values. As such, the quantities ($\hat{P}_V^\mu, \hat{M}_H, \hat{M}_X, \hat{M}_V, \hat{P}_T^{x,y}$) are archived, after the mode of Eqs. (7); analogous treatment is made of the variables (P_S^μ, M_S), although it proves more profitable to here divide out the secondary visible event scale

E_S . The ratios (E_V/E_V'), where E_V' is the primary visible scale of the conjugate event leg, and (E_S/E_V) are likewise computed and cached, along with the absolute dimensionful event scale E_V .

These parameters are subsequently sequenced through a routine that conditionally evaluates the dimensionless consolidation factors ($\Gamma, \Delta, \Lambda_{x,y}, \Omega, \Pi$) from Eqs.(9), according to either the one- or two-step prescription. The scale dependence of Γ is tidily rendered, employing techniques associated with the object-oriented programming paradigm, as an ordered pair of constant coefficients for linear polynomial expansion in the subsequently defined dimensionless mass-square parameter Υ ; this choice of base is symmetric under exchange of the event legs, facilitating cross-computation, and is adopted as the exclusive internal format for all references to the parent particle species trial mass M_V .

$$\Upsilon \equiv M_V^2 / (2 E_V E_V')\tag{36}$$

A method is supplied for conversion of polynomial objects into pure numbers via evaluation at a specified event scale; operator overloading for multiplication, addition, subtraction, and exponentiation allows for transparent object-aware polynomial manipulation, and streamlines the propagation of scale dependence into descendent functionals of Γ . Two supplementary recurring factors (ζ, ξ) are also precomputed, as defined following, and Boolean flags are triggered for the one-step ($M_V \Rightarrow 0$) and two-step ($M_S \Rightarrow 0, \Omega \Rightarrow 0, P_H^\mu \propto P_S^\mu, P_V^\mu \propto P_S^\mu$) critical limit criteria.

$$\begin{aligned}\zeta &\equiv (P_V^\mu P_S^\mu) \div (E_V E_S) \\ \xi &\equiv \zeta^2 - (M_V/E_V)^2 \times (M_S/E_S)^2\end{aligned}\tag{37}$$

Given that various aspects of the event analysis handle the (x, y) coordinates in an asymmetric manner, *e.g.* Eqs. (25,26,30,33), it can be advantageous, and is in certain rare cases essential, to apply a global rotation $\{P^{x,y} \Rightarrow (P^{x,y} \cos \varphi \pm P^{y,x} \sin \varphi)\}$ in the transverse coordinate plane to all presently defined event objects bearing vector indices, namely ($\hat{P}_V^\mu, \hat{P}_S^\mu, \hat{P}_T^{x,y}, \Lambda_{x,y}$). Computation of intersections in the conic phase space boundaries on event kinematic consistency will, by convention, isolate root degeneracies along the \hat{P}_H^y hidden momentum axis; a suitable protocol for optimized selection of a unified rotation angle φ may therefore consist of maximizing the summed projection of each event leg's elliptical major axis (or parabolic symmetry axis) onto the \hat{P}_H^y direction, substituting the static ersatz geometry for the primary if ($P_V^\mu \propto P_S^\mu$). Although the two event legs must be rotated in unison, no differential compensation is required for the assignment of roles as target or projection geometry, as the slope of a line is symmetric under coor-

⁷ This note provides the kinematic blueprint for an example event with dual one-step decay topology, where the visible decay product of each leg is massless ($M_V \Rightarrow 0$). The first (heavier, host) parabola is selected with $P_V^\mu = (80, -64, 0, +48)$ GeV and $M_H = 75.0$ GeV. The second (lighter, projected) parabola is selected with $P_V^\mu = (100, +80, 0, 60)$ GeV and $M_H = 0.0$ GeV. The event missing energy components are selected as $\hat{P}_T^{x,y} = (+50.0, 0.0)$ GeV. The projected parabola materializes at the threshold mass $M_Y^{\odot+} = 0.0$ GeV, with vertex at the position ($P_H^{x,y}$)_{⊙+} = (+50.0, 0.0) GeV. The host parabola materializes on the interior of the closed projected parabola, at the threshold mass $M_Y^{\odot+} = 75.0$ GeV, with vertex infinitely displaced from the coordinate origin, immediately defining a type I unbalanced solution for the \tilde{M}_{T2} event scale.

dinate reflection. The inclination of an individual conic may be extracted from the third member of Eqs. (17), and split into finite $(\cos\theta, \sin\theta)$ components using standard trigonometric identities; the resulting formulae couple naturally with the eccentricity, *cf.* Eq. (18), yielding the subsequent expressions, which moreover possess the benefit of vanishing in the rotationally symmetric circular ($\varepsilon \Rightarrow 0$) limit, while emphasizing the strongly oriented parabolic ($\varepsilon \Rightarrow 1$) branch.

$$\varepsilon^2 \left\{ \cos^2\theta, \sin^2\theta \right\} = \frac{\sqrt{[(c-a)^2 + 4b^2] \pm (c-a)}}{\sqrt{[(c-a)^2 + 4b^2] + (a+c)}} \quad (38)$$

The associated angle may be confined to quadrants (I & IV), *i.e.* $(\cos\theta \geq 0)$ may be assumed without loss of generality, while allowing the phase of $\sin\theta$ to be inherited from $\tan\theta$ in Eqs. (17), which is in turn signed oppositely to the conic coefficient b from Eqs. (8). The orientation components derived from each event leg may then be merged as a vector sum if the differential angle is acute, *i.e.* the individual orientations have a positive inner product, or a vector difference otherwise; no rotation is indicated if both eccentricities are null, whereas no sum is required if either eccentricity vanishes. Taking an inverse tangent of the unified vector components yields an angle that must be subtracted from $\pi/2$ radians to establish the target rotation φ for optimizing mutual kinematic alignment with P_H^y ; this procedure ensures that the angular separation of linear two-step ($\Omega \Rightarrow 0$) and parabolic one-step ($M_V \Rightarrow 0$) event topologies from that axis will be no greater than 45 degrees.

Next, the bounds $\Gamma_{\odot\pm}$ associated with Eqs. (19) on materialization and dissociation of each leg's geometry are computed; the lower limit ($\Gamma_{\odot+}$) must always exist, whereas the upper limit ($\Gamma_{\odot-}$) is unphysical for the one-step event topology, and likewise undefined for certain critical limits of the two-step topology. In the one-step case, $(\Gamma_{\odot+} \Rightarrow \hat{M}_H \hat{M}_V)$; if $(P_V^\mu \propto P_S^\mu)$, then $(\Gamma_{\odot\pm} \Rightarrow \Delta)$; if $\{(M_S \Rightarrow 0) \& (P_H^\mu \propto P_S^\mu)\}$, then $(\Gamma_{\odot\pm} \Rightarrow \{0, \infty\})$, the latter of which is numerically indicated by an undefined value; otherwise, the quadratic coefficients in Eqs. (19) may be specialized to the two-step event topology and inverted numerically, with $(\alpha_{\odot} \Rightarrow -\{M_S/E_S\}^2)$, noting that only the single effective $\Gamma_{\odot+}$ root will persist as $(M_S \Rightarrow 0)$. The dimensionless scales retained for future reference are in the canonical $\Upsilon_{\odot\pm}$ form of Eq. (36), which is easily extracted from $\Gamma_{\odot\pm}$, and easily converted to a physical dimensionful mass $M_Y^{\odot\pm}$.

Building on these prerequisites, a quartet of anonymous function closures are initialized, for each event leg, to perform delayed evaluation of (i) the Eqs. (6) conic coefficients, (ii) the Eqs. (25,26) linearly degenerate intersection criteria, (iii) the Eqs. (17) elliptical center coordinates (or a suitable proxy), and (iv) the Eqs. (33)

conic (y) coordinate domain boundaries (or a suitable proxy). The ‘‘closure’’ is a staple of functional programming, consisting of a first-class reference to a segment of invocable machine code that persistently encapsulates a lexically-scoped context of state. In preparation, if $(P_V^\mu \propto P_S^\mu)$ and/or $(\Omega \Rightarrow 0)$, coefficients for the subordinate conic shepherd are tabulated according to the one-step prescription of Eqs. (8,9), making the replacements $(\Gamma \Rightarrow \Delta)$ and $(\hat{P}_V^\mu \Rightarrow P_S^\mu/E_S)$. Likewise, the conic discriminant $(b^2 - ac)$ from Eq. (13) is precomputed; since forthcoming calculations may be very sensitive to this factor as a denominator, especially near the parabolic phase transitions, and since a convenient closed form expression is available in terms of kinematic observables, it is preferable to handle the various logical forks discreetly; if $(P_V^\mu \propto P_S^\mu)$, then the ersatz one-step discriminant is $(M_S/E_S)^2$, unless the geometry is parabolic ($M_S \Rightarrow 0$), in which case the value is undefined; otherwise, for a two-step event leg, the discriminant reduces to $(\Omega \times \xi)$; otherwise, for a natural one-step event leg, the discriminant is \hat{M}_V^2 , or undefined if $(M_V \Rightarrow 0)$.

The first of the described function closures, which will be referred to symbolically as $\overline{\odot}$, is now instantiated to return a numerical evaluation of the conic coefficients referenced in Eq. (6) at an input event scale, or if no event scale is provided, as a list of polynomial objects. A second input flag is provided to optionally trigger projection into the conjugate event leg's coordinate plane via the Eqs. (11) transverse missing momentum prescription. The scale independent coefficients are archived (as a function of Υ) at the outset for efficiency; if $(P_V^\mu \propto P_S^\mu)$, the previously computed shepherd coefficients are substituted as a static ersatz one-step geometry; otherwise, if $(\Omega \Rightarrow 0)$, the truncated linear surrogate coefficients from Eqs. (29) are adopted; otherwise, the Eqs. (8) coefficients are applied directly, referencing the precalculated one- or two-step elements of Eqs. (9).

The next routine stored, to be labeled $\overline{\oslash}$, will be used to compute the pointlike intersections of a two-step linearly degenerate host geometry, and is thus defined only if $(\Omega \Rightarrow 0)$, and if that condition is not implied by comprehensive kinematic proportionality of the visible decay products, *i.e.* $(P_V^\mu \not\propto P_S^\mu)$. By default, intersection is imposed with the linear geometry's own one-step shepherd, as in Eqs. (25), although an alternate set of conic coefficients may be input, *e.g.* a projection from the conjugate event leg's primary geometry, facilitating code reuse for the analysis of Eqs. (26). In either event, quadratic intersection coefficients are accounted in the hidden momentum coordinate \hat{P}_H^y ; the leading term simplifies $(\alpha_{\odot} \Rightarrow \xi)$ to a precomputed factor from Eqs. (37) in the default self-intersection. Again, inputs are provided for specifying the event scale at which intersection is to be evaluated, and whether the point(s) of intersection should be pro-

jected into the conjugate event plane, as in Eq. (21); if no event scale is provided, the list of quadratic coefficients is returned, without evaluation, in polynomial object form. Otherwise, depending on the context of usage, the subroutine return value will be either an ordered pair of intersection roots in the single coordinate \hat{P}_H^y , or a single vector coordinate ($\hat{P}_H^{x,y}$) representing the average locus of quadratic roots in the transverse coordinate pair.

The third function closure defined here, to be denoted $\overline{\odot}$, is tasked with establishing the central coordinate position ($\hat{P}_H^{x,y}$) of the associated conic geometry at an input event scale; a primary use case for this routine will entail analysis at the threshold parent mass $M_Y^{\odot+}$, cf. Eqs. (19), for inception of real event kinematics, with the purpose of determining the degenerate vector coordinate ($\hat{P}_H^{x,y}$) $_{\odot+}$ at which the geometry first materializes. The canonical method for calculating this location is evaluation of the (x_0, y_0) elliptical coordinate center from Eqs. (17); however, vanishing of the Eq. (13) conic discriminant precludes this approach for the one- and two-step parabolic geometries. For the case of a parabolic one-step event shape ($M_V \Rightarrow 0$), including the ersatz $\{(P_V^\mu \propto P_S^\mu) \& (M_S \Rightarrow 0)\}$ one-step parabolic branch, there truly is no singular coordinate of geometric onset, or finite global coordinate centroid, although the vertex position described by Eq. (24) may serve as a suitable proxy, making the standard replacements ($\Gamma \Rightarrow \Delta$) and ($\hat{P}_V^\mu \Rightarrow P_S^\mu/E_S$) in the case of an effective one-step event topology; if the vertex displacement magnitude diverges, as is expected for the kinematic onset of a massive parabolic event leg, then a dimensionlessly large, though numerically tame, value may be substituted, while maintaining the physical coordinate orientation. For the case of a parabolic two-step event shape $\{(\Omega \Rightarrow 0) \& (P_V^\mu \not\propto P_S^\mu)\}$, the tangential onset of intersection with the subordinate one-step shepherd, as regulated by Eqs. (25) at $M_Y^{\odot+}$, does constitute a legitimate point of origination; at general (physical) event scales, a suitable proxy for the ellipse center may be generated by averaging the boundaries of linear overlap with the shepherd, which coincides with an existing functionality provided by the closure $\overline{\odot}$. Failing either of these exception cases, and including $\{(P_V^\mu \propto P_S^\mu) \& (M_S \neq 0)\}$, which is interpreted by context as a request for the ersatz one-step geometry's center, the determination of (x_0, y_0) from Eqs. (17) may proceed, deferring to the closure $\overline{\odot}$ for scale specialization of the Eqs. (8) conic coefficients, and applying the precomputed conic discriminant as a divisor. The latter two scenarios, which make reuse of $\overline{\odot}$ and $\overline{\ominus}$ respectively, will automatically inherit the capacity for projecting results into the coordinates of a conjugate target system, whereas analogous behavior must be supplied internally for the one-step parabolic branch.

The final function closure to be instantiated, which will

be referred to as $\overline{\ominus}$, serves to establish the \hat{P}_H^y coordinate extent of the corresponding conic geometry at an input event scale, as is relevant to limiting the Sturm sequence method search domain. The baseline technique for determination of this interval will be inversion of the Eqs. (33) quadratic coefficients, as populated, again, by evaluation of the Eqs. (8) conic coefficients, including cross projection if applicable, via the closure $\overline{\odot}$. This approach is unsuitable for linearly degenerate topologies, *i.e.* event legs satisfying $\{(\Omega \Rightarrow 0) \& (P_V^\mu \not\propto P_S^\mu)\}$, in which case the closure $\overline{\ominus}$ is defined, and capable of providing a functionally equivalent specification (with optional projection) of truncation boundaries enforced by the coupled subordinate one-step shepherd. Failing this, if α_\ominus vanishes, a parabolic one-step (or ersatz one-step) event topology is indicated, such that only one isolated root may be expected, the remote parabolic tail being extended to positive or negative infinity (horizontal orientation along \hat{P}_H^x is mitigated by the Eqs. (38) rotation), which is assigned the undefined position value. If β_\ominus additionally vanishes (within some epsilon-sized margin), the parabola is degenerate, and the interior \hat{P}_H^y bound may be identified with the (y) component of the $\overline{\odot}$ vertex locus, which is either also “infinitely” displaced, or indeterminately positioned at the (self-hosted) coordinate origin; the undefined value (true infinity) is a lower bound if precisely one of two criteria, those being the application of coordinate projection (exclusively) or ($\hat{P}_V^y < 0$) ersatz ($P_S^y/E_S < 0$), applies, or alternatively, an upper bound. Otherwise, Eqs. (33) may be inverted directly to obtain an ordered bounding pair; if $(\alpha_\ominus \Rightarrow 0)$, then, the undefined value is a lower bound if $(\beta_\ominus < 0)$, or alternatively, an upper bound, the physical values of the quadratic expression associated with Eqs. (33) laying above the zero-axis.

Proceeding with primary analysis, the two event legs (A, B) are sorted according to their mass of initial kinematic onset $M_Y^{\odot+}$, and a provisional lower \tilde{M}_{T2} search bound Δ' is initialized to the maximum of corresponding dimensionless scales $\{\Delta' \Leftarrow \max(\Upsilon_{\odot+}^{A,B})\}$; by convention, the ($\hat{P}_H^{x,y}$) hidden transverse momentum coordinates associated with this heavier event topology will be appointed the role of host system in the hunt for a minimal consistent phase space overlap. Similarly, an acting upper \tilde{M}_{T2} search bound ∇' is provided by the minimum scale of geometric dissociation $\{\nabla' \Leftarrow \min(\Upsilon_{\odot-}^{A,B})\}$; by contrast, only two-step event leg topologies with $(M_S \neq 0)$ manifest kinematic turn-off at a finite (defined) mass $M_Y^{\odot-}$. Next, various contingencies related to the described solution classifications and critical phases will be screened, conditionally updating the interim evaluation floor Δ' and ceiling ∇' , and ultimately supplying a suitable initialization of the global search bounds (Δ_0, ∇_0) and trial event scale \triangleright_0 for continuation into the final procedure. Following application of these filters, \tilde{M}_{T2}

will immediately be deemed undefined if the consistency condition ($\nabla' \geq \Delta'$) is not satisfied, modulo some epsilon-width numerical roundover allowance.

If either event leg exhibits the critical limit ($P_V^\mu \propto P_S^\mu$), a test is undertaken to determine whether the resulting ersatz one-step geometry is in type III unbalanced containment of its conjugate, at the degenerate scale Υ_\odot of its existence. Temporarily considering both host versus projection assignments, the conjugate leg's closure $\overline{\odot}$ is utilized to project a vector coordinate $(\hat{\mathcal{X}}_{\odot'}, \hat{\mathcal{Y}}_{\odot'})$, cf. Eq. (21), for its geometric center at the target analysis scale; the primed notation emphasizes that this is not the projected geometry's intrinsic scale of materialization, but that it belongs instead to the host. If defined, these coordinates are inserted into an appropriate generalization of Eq. (23), with ($\hat{P}_V^\mu \Rightarrow P_S^\mu/E_S$), to compute the scale $\Gamma_{\oplus+}$ at which the ersatz one-step geometry, if hypothetically allowed a dynamic deviation from the static replacement ($\Gamma \Rightarrow \Delta$), would intersect the projected point. If the required adjustment is toward contraction ($\Gamma_{\oplus+} \leq \Delta$), and pending the scale inversion consistency check, then the ersatz one-step geometry either intersects, or is in full containment of, its conjugate, thus defining \tilde{M}_{T2} ; the global upper bound is then tentatively identified with the standing lower bound ($\nabla_0 \Leftarrow \Delta'$), condensing the viable search space to a single scale.

Failing the prior, the strategy introduced in conjunction with Eqs. (22) is applied to the identification of standard type I unbalanced \tilde{M}_{T2} solutions, and for the providence of a definite upper search bound initialization ∇_0 with guaranteed containment of a legitimate intersection. Again, temporarily considering both role reversals, analysis proceeds only when the acting host features a one-step event topology. The projected event leg's $\overline{\odot}$ closure is invoked at its own scale $\Upsilon_{\odot+}$ of first kinematic materialization to supply the corresponding vector coordinate $(\hat{\mathcal{X}}_{\odot+}, \hat{\mathcal{Y}}_{\odot+})$, in the Eq. (21) form. The dimensionless scale at which the one-step host geometry passes over this point is extracted from the associated solution $\Gamma_{\oplus+}$ to Eq. (23); the probationary upper bound ∇'' is defined as the minimum of these scales $\{\nabla'' \Leftarrow \min(\Upsilon_{\oplus+}^{A,B})\}$, or control flow passes to the next test grouping if no such value exists. The inversion ($\nabla'' \leq \Delta'$) corresponds to a light one-step geometry that eclipses its heavier conjugate's locus of origination prior to (or at) the scale of kinematic onset; this unbalanced fulfillment of the \tilde{M}_{T2} commission is respected by condensing the upper and lower search bounds ($\nabla_0 \Leftarrow \Delta'$). Otherwise, if both event legs carry a one-step topology, mutual intersection is certain to occur at some scale no greater than ∇'' , and the appropriate assignment is ($\nabla_0 \Leftarrow \nabla''$); this appointment may be bypassed if ∇'' is excessively large, exceeding some search domain cap, as can occur when matching an “infinitely” displaced one-step parabolic vertex.

Failing the prior, the procedures anticipated in discussion ensuing from Eqs. (25,26) are implemented in order to cope with intersections involving linearly degenerate ($\Omega \Rightarrow 0$) two-step event topologies. Once again making successive permutation of projection and host roles, analysis proceeds only when the de facto host is attached to an operational instance of the function closure $\overline{\odot}$; this routine is utilized to render the quadratic coefficients from Eqs. (25,26) as implicit polynomial object functions of an undetermined event scale, employing also the conjugate event leg's closure $\overline{\odot}$ for projection of the requisite Eqs. (11) conic coefficients in the latter case. The Eq. (28) convolution of these coefficient sets is additionally precomputed as an indicator of triple intersection among the host line, the host shepherd perimeter, and the projected conic perimeter. If the projected conic is likewise linearly degenerate, *i.e.* also holding a defined $\overline{\odot}$ closure, then \tilde{M}_{T2} may be identified with the largest mutually consistent lower bound on this triple intersection, associating each event leg's one-step shepherd, in turn, with the pair of lines; otherwise the possibility exists of identifying a type II analog of the unbalanced solution scenario, wherein the point of first tangential contact, at a root of the Eqs. (26) quadratic discriminant ($\beta_\odot^2 - 4\alpha_\odot\gamma_\odot$), between the host line and its conjugate, is enveloped by the host's static one-step shepherd. The Eqs. (26) discriminant and the dual linear reduction of Eq. (28) are each implicitly a quadratic function ($\alpha_\odot\Upsilon_\odot^2 + \beta_\odot\Upsilon_\odot + \gamma_\odot = 0$) of the dimensionless mass-square event scale Υ from Eq. (36), and each takes on a positive function value in the region of physical intersection, interior to the scale of bounding roots. In the latter case, the leading quadratic coefficient is negative semi-definite ($\alpha_\odot \leq 0$), vanishing if the merged linear trajectory is collinear with the symmetry axis of a parabolic one-step shepherd; the α_\odot phase is similarly negative in the former case, if the projected geometry carries a two-step event topology; however, the sign of α_\odot is undetermined, complicating the interpretation of associated quadratic inversions $\{\Upsilon_{\odot\pm} \equiv (-\beta_\odot \pm \sqrt{\beta_\odot^2 - 4\alpha_\odot\gamma_\odot})/2\alpha_\odot\}$, for a conjugate event leg of the one-step variety. Intuitively, this difficulty may be traced to the possibility of a phantom tangential intersection occurring between the host line and a kinematically imaginary (negative Γ) reflection of the projected geometry. A suitable unified protocol for rendering roots, while evading this *spiegelgeist*, is as follows: if the quadratic discriminant ($\beta_\odot^2 - 4\alpha_\odot\gamma_\odot$) is negative, no real intersections exist, and \tilde{M}_{T2} is immediately undefined; otherwise, if ($\alpha_\odot < 0$), downward parabolic concavity implies that the mass-ordered $\Upsilon_{\odot\pm}$ roots represent a minimum and maximum of intersection, respectively, which may elevate Δ' and/or diminish ∇' , as applicable — the scale inversion filter will subsequently

invalidate a dual intersection with the imaginary geometry; otherwise, if $(\alpha_{\odot} > 0)$, reversal of the mass-ordering implies that the lighter root corresponds to turn-off of an imaginary intersection, which is ignored, whereas the heavier root initiates a phase of unbounded physical intersection, which is used to buttress Δ' in the upward direction — the scale $\Upsilon_{\odot+}$ is a lower bound in both cases, and vice versa for $\Upsilon_{\odot-}$; otherwise, if $(\alpha_{\odot} \Rightarrow 0)$, attention turns to the sign of β_{\odot} , with the single linear inversion $\{\Upsilon_{\odot} \Rightarrow -1 \times (\gamma_{\odot}/\beta_{\odot})\}$ providing an imaginary upper bound for $(\beta_{\odot} < 0)$, which potentially lowers ∇' , or a physical lower bound for $(\beta_{\odot} > 0)$, which potentially raises Δ' ; otherwise, if $(\beta_{\odot} \Rightarrow 0)$, there can be no intersection unless $(\gamma_{\odot} \Rightarrow 0)$ as well, in which case no bounds are set, and failing which \tilde{M}_{T2} is immediately undefined. If both event legs are linearly degenerate, or if the quadratic inversion defined a lower scale bound satisfying the Eq. (27) criterion for enclosure of a tangential intersection by the host shepherd (within some epsilon-width error), then \tilde{M}_{T2} is considered isolated, pending the scale inversion consistency check, as reflected by consolidation of the search bounds $(\nabla_0 \Leftarrow \Delta')$. Alternatively, for a single linearly degenerate event leg, and again pending the scale inversion consistency check, the interim upper search bound is promoted into the global position $(\nabla_0 \Leftarrow \nabla')$; although no legitimate \tilde{M}_{T2} scale may exist exterior to the specified containment region, the question of whether a solution exists interior to it remains open in this case, and the existing realization of Eq. (28) is retained for subsequent reuse to help settle it.

Failing the prior, the global upper search bound defaults to the least available limit $(\nabla_0 \Leftarrow \nabla')$, if any, and a Boolean flag is set to trigger use of the tangential intersection discriminant from Eqs. (34,35) for ascertaining the status of \tilde{M}_{T2} root containment.

The last stage of preparations for the iterative confinement of a potentially latent \tilde{M}_{T2} solution begins by supplementing the assignment of a starting global upper search bound ∇_0 with a corresponding initialization of the global trial event scale $(\triangleright_0 \Leftarrow \Delta')$, and the global lower search bound $(\Delta_0 \Leftarrow \text{undef})$, which takes an undefined origination value; these three variables, along with a copy of the mass-squared scaling reciprocal $(2 E_V E'_V)$, and a pair of new function closures $(\overline{\odot}, \overline{\ominus})$ to be described following, constitute the sole input to this final routine. Both closures may potentially make use of the Eq. (30) quartic coefficients u_i , a polynomial object representation of which is thus precomputed via Eqs. (31,32), calling, in turn, on each event leg's $\overline{\odot}$ instance to supply respective host and projection Eq. (6) conic coefficients.

The closure $\overline{\odot}$ accepts a dimensionless input scale Υ' , cf. Eq. (36), and outputs an integral count of candidate event geometry intersections occurring interior to

Υ' , interpreted as a lower root boundary, and a static copy of the global upper search bound initialization scale ∇_0 . Internally, this routine applies the Sturm sequence method to count roots, in Υ , for an archived, context sensitive, polynomial object. If either event leg exhibits a static ersatz event topology $(P_V^\mu \propto P_S^\mu)$, then legitimate intersection may occur only at the singular physical event scale, and the out-of-bounds root count value (-1) is returned. Otherwise, if the quartic triple intersection (host line, host shepherd, and generalized conic projection) criterion expressed in Eq. (28) was retained from the prior screening phase, then it doubles here as the analysis function. Otherwise, if a flag indicating an indeterminate \tilde{M}_{T2} root containment status for the initial $(\triangleright_0, \nabla_0)$ interval was previously set, then the appropriate function for analysis is the 12th order discriminant \mathbb{D}_i of tangential conic intersection from Eqs. (34,35), as assembled from the archived Eqs. (31,32) polynomial object coefficients u_i ; an undefined intersection count, as may occur if \mathbb{D}_i is identically null, is interpreted numerically as (0) . Otherwise, no such analysis functionality is essential, and $\overline{\odot}$ is thus left undefined. The zeroth order (y) -intercept of a relevant expression may be adjusted by some margin epsilon to tune for enhanced detection of roots occurring in (near) degenerate pairs. To expedite computation, the corresponding sequence of Sturm polynomials is assembled only a single time, and reapplied to root counting for variable boundaries on demand.

The closure $\overline{\ominus}$ accepts a dimensionless input scale Υ' , cf. Eq. (36), and outputs a Boolean assertion of whether the conic perimeters associated with each event leg occupy a state of mutual intersection in the $(\hat{P}_H^{x,y})$ transverse hidden momentum plane. Internally, this routine applies the Sturm sequence method to count roots, at Υ' , in \hat{P}_H^y . The \hat{P}_H^y search boundary is truncated to the intersection of physical coordinate domains for the host and projected conic topologies, each of which is supplied, in turn, by a linked closure $\overline{\ominus}$. The zeroth order (y) -intercept of this expression may be adjusted by some margin epsilon to tune for enhanced detection of roots occurring in (near) degenerate pairs. A true value is returned if the enclosed count of intersections is at least one, or if all of the u_i from Eq. (30) vanish simultaneously (the Sturm algorithm returns an undefined value), indicating degeneracy of the event leg geometries.

The convergence toward a minimal kinematically consistent parent particle species mass M_Y for generalized one- and two-step event topologies now culminates with an iteratively sampled probe of scales, which always executes at least one time, and which terminates once a defined upper search bound ∇ has been confidently established that is sufficiently adjacent $\{(\nabla - \Delta) \Rightarrow 0\}$, within some epsilon-width error, to the lower search bound Δ . During each process cycle, the prevailing trial event scale

\triangleright will be conditionally assigned to one of the two search bounds (Δ, ∇) : if the closure $\overline{\odot}$ is defined, then it is evaluated to establish a count η of bounded roots superior to the trial event scale \triangleright ; if the lower bound Δ is not yet defined, indicating first entry of the surrounding loop, then (i) it is selected for assignment ($\Delta \Leftarrow \triangleright$), and an initial count of bounded roots η_0 is retained ($\eta_0 \Leftarrow \eta$) for comparison, and, (ii) if the closure $\overline{\odot}[\triangleright]$ evaluates true (primordial intersection), then the global search interval is short circuited by a dual assignment ($\nabla \Leftarrow \triangleright$) for the upper bound ∇ , and the closure $\overline{\odot}$, having been rendered inessential, is undefined, or (iii) an undefined value for \tilde{M}_{T2} is immediately rendered if the count of roots is negative ($\eta_0 < 0$), or (iv) if the root count is zero ($\eta_0 \Rightarrow 0$), then a finite domain sampling algorithm is functionally substituted, by undefining the closure $\overline{\odot}$, and, if there is a defined upper bound ∇ , initializing a $\{\delta \Leftarrow (\nabla - \Delta) \div \mathbb{N}\}$ finite step measure δ , of some minimal width epsilon, that partitions the bounded search space into \mathbb{N} equally spaced subdivisions in the dimensionless parent mass-square scale Υ ; alternatively, for loop reentry, (i) if the sequestration of roots η is undiminished relative to η_0 , then the lower bound is extended ($\Delta \Leftarrow \triangleright$), or (ii) the lightest root has elseways been passed over, and the upper bound is clipped ($\nabla \Leftarrow \triangleright$), and (iii) if η has moreover relinquished just a single contained root to η_0 , and if the closure $\overline{\odot}[\triangleright]$ evaluates true (bounded intersection), then the closure $\overline{\odot}$ is undefined, and the lower scale bound Δ reverts ($\Delta \Leftarrow \triangleright_0$) to the initial scale floor \triangleright_0 , in deference to superior numerical stability of the quartic (in Υ) root isolation procedure associated with the closure $\overline{\odot}$ — failing definition of $\overline{\odot}$, if the lower bound Δ is also not defined, again indicating primal entry of the surrounding loop, then it is selected for assignment ($\Delta \Leftarrow \triangleright$); alternatively, for loop reentry, the closure $\overline{\odot}$ is evaluated at the trial event scale \triangleright , and (i) if topological intersection is reported, then the upper search bound is reduced ($\nabla \Leftarrow \triangleright$), and the sample step scale δ (if any) is undefined, or (ii) the lower bound is otherwise elevated ($\Delta \Leftarrow \triangleright$). Subsequently, the trial event scale is itself updated, by addition of the sample step scale $\{\triangleright \Leftarrow (\triangleright + \delta)\}$ (without exceeding ∇) if δ is presently defined, or to the bisection of event bounds $\{\triangleright \Leftarrow (\Delta + \nabla) \div 2\}$ if ∇ has a defined value, or to twice the standing trial mass $\{\triangleright \Leftarrow (2 \times \triangleright)\}$ if that value is non-zero, or to the unit dimensionless scale $\{\triangleright \Leftarrow (1)\}$; an undefined value for \tilde{M}_{T2} is immediately returned if the new trial scale \triangleright exceeds a hard limiter at some effective numerical “infinity”, in order to interrupt computational runaway. Upon satisfaction of the loop halting criteria, (i) \tilde{M}_{T2} is reported as undefined if the step size δ retains definition, or (ii) if the closure $\overline{\odot}$ is alternatively defined, then the main cycle will be reentered, with revisions to the initialization state, providing the opportunity to either validate

an isolated root candidate by application of the quartic Sturm sequence procedure, or bypass a spurious tangential intersection to continue searching at heavier candidate scales, or cascade down to the elementary sampled scan procedure; if $\overline{\odot}[\triangleright]$ evaluates true, while allowing for some relaxation in the Sturm absolute zero-axis baseline shift and coordinate domain bounds $(\hat{P}_H^y)_{\pm}$ (via $\overline{\odot}$), then $\{(\Delta, \triangleright, \nabla, \overline{\odot}) \Leftarrow (\text{undef}, \triangleright_0, \nabla, \text{undef})\}$; otherwise, if there were multiple tangential intersection roots ($\eta_0 > 1$) initially indicated, then the corresponding replacements are, respectively, $(\text{undef}, \nabla, \nabla_0, \overline{\odot})$; otherwise, the prescription is $(\text{undef}, \triangleright_0, \nabla_0, \overline{\odot})$, where the notation $\overline{\odot}$ indicates a function closure that exclusively returns the value (0), or, finally, (iii) a physical asymmetric s-transverse mass statistic value is assigned $\{\tilde{M}_{T2} \Leftarrow \sqrt{[(2 E_V E'_V) \times \triangleright]}\}$.

Conclusions

The M_{T2} , or “s-transverse mass”, statistic was developed to cope with the difficulty of associating a parent mass scale with a missing transverse energy signature, given that models of new physics generally predict production of escaping particles in pairs, while collider experiments are sensitive to just a single vector sum over all sources of missing transverse momentum. This document focused on the generalized \tilde{M}_{T2} extension of that statistic to asymmetric one- and two-step decay chains, with arbitrary child particle masses and upstream missing transverse momentum. A (i) unified theoretical formulation, (ii) complete solution classification, (iii) taxonomy of critical points, and (iv) technical algorithmic prescription were provided for treatment of the \tilde{M}_{T2} event scale.

Potentially novel elements of this presentation have included (i) a unified symbolic and computational environment for the consideration of arbitrary event configurations, (ii) a graphically enhanced intuition for the organization and interrelation of various solution classes, (iii) a heightened sensitivity in the identification and handling of edge and exception cases, (iv) an improved strategic optimization of the mass search bounds without resort to an arbitrary hard upper scale, and (v) implementation of a technique for testing whether solutions exist inside some mass search bounds without directly sampling the enclosed bulk.

An implementation of the described algorithm is now available for download [12], and is also a deployable component of the author’s fully-featured selection cut software package AEACuS (Algorithmic Event Arbiter and Cut Selector), which was formerly developed under the name CutLHCO [13, 14]. All described programs have been freely released into the public domain under the terms of the GNU General Public License [15].

Acknowledgments

This research was supported in part by the Sam Houston State University 2013 Faculty Research Grant program, and in part by the National Science Foundation (NSF) under Grant No. NSF PHY11-25915. I express gratitude to Dimitri V. Nanopoulos, Tianjun Li, and James A. Maxin, colleagues in an ongoing phenomenological particle physics study that occasioned the techni-

cal analysis and software development described in this article. I thank Sam Houston State University for providing the high performance computing resources used to develop, refine and employ the associated software. I also very much appreciate warm hospitality extended by the Kavli Institute for Theoretical Physics, in cooperation with the NSF, during a portion of the related research and initiation of the document authoring.

References

- [1] J. Jackson, “Kinematics,” (2000), Particle Data Group Review, <http://pdg.lbl.gov/2008/reviews/kinemarpp.pdf>.
- [2] C. Lester and D. Summers, “Measuring masses of semi-invisibly decaying particles pair produced at hadron colliders,” *Phys.Lett.* **B463**, 99 (1999), hep-ph/9906349.
- [3] W. S. Cho, K. Choi, Y. G. Kim, and C. B. Park, “Measuring superparticle masses at hadron collider using the transverse mass kink,” *JHEP* **0802**, 035 (2008), 0711.4526.
- [4] “Search for Supersymmetry in hadronic Final states using M_{T2} with the CMS detector at $\sqrt{s} = 7$ TeV,” (2012), CMS PAS SUS-12-002.
- [5] H.-C. Cheng and Z. Han, “Minimal Kinematic Constraints and m_{T2} ,” *JHEP* **0812**, 063 (2008), 0810.5178.
- [6] A. J. Barr, B. Gripaios, and C. G. Lester, “Transverse masses and kinematic constraints: from the boundary to the crease,” *JHEP* **0911**, 096 (2009), 0908.3779.
- [7] P. Konar, K. Kong, K. T. Matchev, and M. Park, “Dark Matter Particle Spectroscopy at the LHC: Generalizing M_{T2} to Asymmetric Event Topologies,” *JHEP* **1004**, 086 (2010), 0911.4126.
- [8] Y. Bai, H.-C. Cheng, J. Gallicchio, and J. Gu, “Stop the Top Background of the Stop Search,” *JHEP* **1207**, 110 (2012), 1203.4813.
- [9] Y. Bai, H.-C. Cheng, J. Gallicchio, and J. Gu, “A Toolkit of the Stop Search via the Chargino Decay,” (2013), 1304.3148.
- [10] “Search for direct top squark pair production in final states with one isolated lepton, jets, and missing transverse momentum in $\sqrt{s} = 8$ TeV pp collisions using 21 fb^{-1} of ATLAS data,” (2013), ATLAS-CONF-2013-037.
- [11] J. Gu, “Minimal Compatible Masses,” (2012), <https://sites.google.com/a/ucdavis.edu/mass/>.
- [12] J. W. Walker, “Asymmetric M_{T2} Computer,” (2013), <http://www.joelwalker.net/code/amt2.tar.gz>.
- [13] J. W. Walker, “CutLHCO: A Consumer-Level Tool for Implementing Generic Collider Data Selection Cuts in the Search for New Physics,” (2012), accepted to Comput. Phys. Commun. D, pending revision., 1207.3383.
- [14] J. W. Walker, “CutLHCO 2.0,” (2012), http://www.joelwalker.net/code/cut_lhco.tar.gz.
- [15] “GNU General Public License, Version 3,” (2007), <http://www.gnu.org/licenses/gpl.html>.
- [16] D. Eberly, “Intersection of Ellipses,” (2011), <http://www.geometrictools.com/Documentation/IntersectionOfEllipses.pdf>.