

Complex Analysis of the Stellar Binary HD25811; A Subgiant System

Mashhoor A. Al-Wardat¹, Hatem S. Widyan² and Ahmed Al-thyabat^{2,*}

¹Department of Physics, Al-Hussein Bin Talal University, P.O.Box 20, 71111, Ma'an, Jordan.

²Department of physics, Al al-Bayt University, Mafraq, Jordan

Abstract

The visually close binary system HD25811 is analyzed to estimate its physical and geometrical parameters in addition to its spectral type and luminosity class. The method depends on obtaining the best fit between the entire observational spectral energy distribution (SED) of the system and synthetic SEDs created by atmospheric modeling of the individual components, consistent with the system's modified orbital elements. The parameters of the individual components of the system are derived as: $T_{\text{eff}}^{\text{a}} = 6850 \pm 50 \text{ K}$, $T_{\text{eff}}^{\text{b}} = 7000 \pm 50 \text{ K}$, $\log g_{\text{a}} = 4.04 \pm 0.10$, $\log g_{\text{b}} = 4.15 \pm 0.10$, $R_{\text{a}} = 1.96 \pm 0.20 R_{\odot}$, $R_{\text{b}} = 1.69 \pm 0.20 R_{\odot}$, $M_{\text{v}}^{\text{a}} = 1^{\text{m}}97 \pm 0.20$, $M_{\text{v}}^{\text{b}} = 2^{\text{m}}19 \pm 0.20$, $L_{\text{a}} = 7.59 \pm 0.70 L_{\odot}$, $L_{\text{b}} = 6.16 \pm 0.70 L_{\odot}$ with dynamical parallax $\pi(\text{mas}) = 5.095 \pm 0.095$. The analysis shows that the system consists of a $1.55 M_{\odot}$ F2 primary star and a less evolved $1.50 M_{\odot}$ F1 secondary subgiant star with ages around 2 Gy formed by fragmentation. Synthetic magnitudes of both components were calculated under Johnson-Cousins, Strömgren, and Tycho photometrical systems.

Keywords: stars: physical parameters, binaries, subgiants, visually close binary systems, atmospheric modelling, HD25811

1 INTRODUCTION

Analysis of stellar binary systems is the most reliable and accurate way of estimating stellar physical and geometrical parameters, especially stellar masses. It emphasizes the role of binary stars in examining some physical and stellar evolutionary theories. Even high resolution observational techniques, like speckle interferometry and adaptive optics, are not sufficient to determine the physical parameters of the individual components of visually close (spatially unresolved on the sky) binary systems (VCBS), especially in the case of this study (HD25811) which has no parallax measurement.

Combining spectrophotometry with atmospheric modeling gives a new method for the accurate determination of the physical and geometrical parameters of both components of VCBS, in addition to the estimation of their spectral types, luminosity classes and ages. This method, first advised by Al-Wardat (2002a, 2007), was applied to several VCBS such as ADS11061, Cou1289, Cou1291, Hip11352, Hip11253, Hip70973 and Hip72479 (Al-Wardat 2002a, 2007, 2009, 2012; Al-Wardat & Widyan 2009).

In this paper, we are developing the method by combining the dynamical analysis of the relative orbit of the binary, a step which will strengthen the method, reduce the error bars and make it applicable to evolved binaries by accurate determination of the individual masses.

The system HD 25811 (SAO 93759 = CHA13 = BAG 4) was first resolved as a binary using the lunar-occultation observational technique in the early eighties (Schmidtke & Africano 1984; Evans et al. 1985). Subsequently it was included in the speckle interferometric program of the Russian 6-meter telescope by Balega & Balega (1987), and was designated as BAG 4. Since then it is routinely observed by speckle interferometric techniques all over the world to achieve as much data as possible in order to calculate its best orbit (McAlister et al. 1987; Balega et al. 1989; McAlister et al. 1989, 1990; Hartkopf et al. 1992; Bagnuolo et al. 1992; Balega et al. 1994, 2001, 2007)(see Table 4). But it was not listed in the Hipparcos program, which is why it has no trigonometric parallax measurement.

The VCBS HD25811 (BAG 4) fulfills the requirements of the aforementioned method, where it has precise magnitude difference measurements and observational spectral energy distribution (SED) covers the op-

*mwardat@ahu.edu.jo

Table 1 Data from SIMBAD and NASA/IPAC

	HD25811	source
α_{2000}	04 ^h 06 ^m 16 ^s .416	1
δ_{2000}	+19°52'28."57	1
Tyc	1258-22-1	1
HD	25811	1
Sp. Typ.	F0	1
E(B-V)	0.278	2
A_v	0 ^m 870	2

¹SIMBAD, ²NASA/IPAC:<http://irsa.ipac.caltech.edu>,

tical range. It has also several relative positional measurements listed in the Fourth Catalog of Interferometric Measurements of Binary Stars (<http://ad.usno.navy.mil/wds/int4.html>), which they used to build its preliminary orbit and a new positional measurement that can be used to modify it.

In addition to that, HD26811 represents a very good example for studying the formation and evolution of stellar binary systems, since, as we shall prove, it consists of two subgiant stars.

Table 1 contains the basic data of the system from SIMBAD and other databases, and Table 2 contains data from Tycho-2 Catalogue (ESA 1997).

Table 2 Data from Tycho-2 Catalogue (Høg et al. 2000)

	HD25811
$V_J(Hip)$	8 ^m 66
B_T	9 ^m 11 ± 0.020
V_T	8 ^m 71 ± 0.017
$(B - V)_J(Tyc)$	0 ^m 389 ± 0.028

2 ORBITAL ELEMENTS

The orbit of the system was calculated firstly by Balega et al. (2001) using the first 15 relative positional measurements in Table 4, they noted that they will have to wait another ~ 10 years to obtain a reliable solution. Then it was modified by Al-Wardat (2003) using the measurements up to 2002.797. A new slight modification of the orbit is introduced here using all relative positional measurements listed in Table 4, which cover around 210° of the complete orbit.

The estimated orbital parameters of the system along with those of the old orbits are listed in Table 3.

Fig. 1 shows the relative visual orbit of the system with the epoch of the positional measurements, and Fig. 2 shows the new orbit against the old orbits of Balega et al. (2001) and Al-Wardat (2003).

Unfortunately there is no any positional measurement for the system during the last 9 years, which would have

Table 4 Relative positional measurements using different methods which are used to build the orbit of the system. These points are taken from the Fourth Catalog of Interferometric Measurements of Binary Stars and a point from Al-Wardat (2003).

Date	θ (deg)	ρ (deg)	Ref.	Meth.
1984.1127	66.7	0.0701	Smk1984	Occ
1984.1127	254.4	0.0653	Evn1985	Occ
1984.1127	254.4	0.0663	Evn1985	Occ
1984.8460	81.0	0.066	Bag1987	Spe
1985.8406	65.4	0.075	McA1987b	Sch
1986.6573	64.8	0.072	Bag1989a	Spe
1986.8862	59.9	0.074	McA1989	Sch
1986.8890	60.6	0.079	McA1989	Sch
1987.7655	56.9	0.074	McA1989	Sch
1988.6609	52.2	0.073	McA1990	Sch
1989.7067	41.5	0.076	Hrt1992b	Sch
1989.8077	37.7	0.068	Bag1994	Spe
1990.7551	21.9	0.078	Hrt1992b	Sch
1993.8419	353.0	0.056	Bag1994	Spe
1997.808	276.9	0.0582	Bag2001	Spe
1998.7747	266.9	0.060	Bag2002	Spe
1999.8185	259.4	0.0681	Bag2004	Spe
1999.8213	258.9	0.0683	Bag2004	Spe
2001.7614	247.3	0.076	Bag2006b	Spe
2001.7614	246.9	0.076	Bag2006b	Spe
2002.797	240.78	0.0880	Wrd2003	Spe
2004.8158	229.0	0.074	Bag2007b	Spe

Occ: Occultaion.

Spe: Speckle Interferometry.

Sch: CHARA speckle.

Wrd2003: Al-Wardat (2003).

References are abbreviated as in the Fourth Catalog of Interferometric Measurements of Binary Stars.

covered the whole orbital period. This could give a more reliable orbit and hence more precise geometrical parameters.

3 ATMOSPHERIC MODELING

To calculate the individual components' preliminary input parameters (T_{eff} and $\log g$), we followed the procedures explained in Al-Wardat (2012) using the following relations (e.g., Lang 1992; Gray 2005):

$$m_v = -2.5 \log(f_1 + f_2) \quad (1)$$

$$M_v = m_v + 5 - 5 \log(d) - A, \quad (2)$$

$$\log(R/R_\odot) = 0.5 \log(L/L_\odot) - 2 \log(T/T_\odot), \quad (3)$$

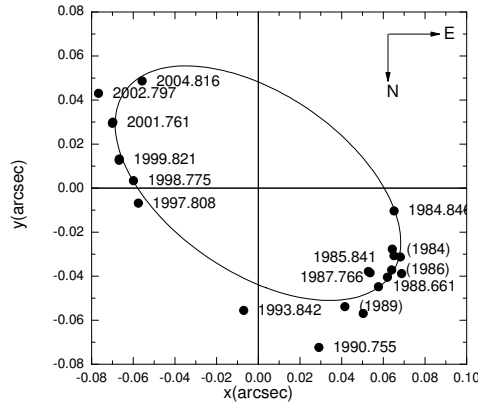
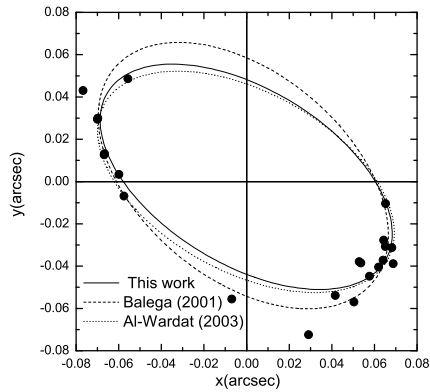
$$\log g = \log(M/M_\odot) - 2 \log(R/R_\odot) + 4.43, \quad (4)$$

where we used the bolometric corrections of Lang (1992) & Gray (2005), $T_\odot = 5777\text{K}$ and extinction (A_v) given in Table 1 by NASA/ IPAC.

So, using the entire visual magnitude of the system $m_v = 8^m66$ from Table 2 and $\Delta m = 0^m23$ from speckle

Table 3 Estimated orbital elements of the system with those of the old orbits by (Balega et al. 2001) and (Al-Wardat 2003).

Parameters	This work	(Al-Wardat 2003)	(Balega et al. 2001)
Period P	$32.99^y \pm 2.37^y$	$31.00^y \pm 1.33^y$	30.68^y
Periastron epoch T_0	1993.26 ± 18.76	1981 ± 12	1990.96
Eccentricity e	0.047 ± 0.040	0.007 ± 0.032	0.045
Semi-major axis a	$0''.076 \pm 0''.002$	$0''.076 \pm 0''.001$	$0''.079$
Inclination i	$123^\circ \pm 3^\circ$	$124^\circ \pm 2^\circ$	128°
Argument of periastron ω	$68^\circ \pm 216^\circ$	$291^\circ \pm 140^\circ$	32°
Position angle of nodes Ω	$59^\circ \pm 3^\circ$	$61^\circ \pm 1^\circ$	50°


Figure 1. Relative visual orbit of the system with the epoch of the positional measurements; the origin represents the position of the primary component.

Figure 2. Comparison between the modified relative visual orbit of the system in this work (solid line) and those of Balega et al. (2001) (dashed line) and Al-Wardat (2003) (dotted line).

interferometric results (Table 5) as the average of Δm measurement under the filter $545nm/30$ (the closest filter to the Johnson V filter), we got $m_{va} = 9^m304$ and $m_{vb} = 9^m534$.

Table 5 Magnitude difference between the components of the system, along with the filter used to obtain the observations.

Δm	filter ($\lambda/\Delta\lambda$)	ref.
$0^m00 \pm 0.40$	$545nm/30$	1
$0^m18 \pm 0.12$	$610nm/20$	2
$0^m23 \pm 0.27$	$545nm/30$	2
$0^m22 \pm 0.20$	$850nm/75$	3
$0^m21 \pm 0.17$	$545nm/30$	3
$0^m24 \pm 0.27$	$545nm/30$	4

¹Balega et al. (2002),

²Balega et al. (2004),

³Balega et al. (2006),

⁴Balega et al. (2007).

The dynamical parallax estimated by Al-Wardat (2003) ($\pi = 5.24 \pm 0.6$, $d = 191$ pc) is used as a preliminary value to calculate the individual absolute magnitudes according to the following equation:

$$M_v = m_v + 5 - 5 \log(d) - A. \quad (5)$$

This leads to the following preliminary input parameters:

$$M_{va} = 2^m03, \quad M_{vb} = 2^m26 \quad (6)$$

$$T_{\text{eff}}^a = 8150 \text{ K}, \quad T_{\text{eff}}^b = 7950 \text{ K}, \quad (7)$$

$$\log g_a = 4.2, \quad \log g_b = 4.2, \quad (8)$$

and Spectral Types A6, A7. Which in their turn used to build the preliminary line blanketed model atmospheres using ATLAS 9 (Kurucz 1994).

3.1 Synthetic spectra

The observational SED of the entire system was taken from Al-Wardat (2002b) (Fig. 3). It shows some strong lines and depressions, especially in the red part of the spectrum (around $\lambda 6867\text{\AA}$, $\lambda 7200\text{\AA}$, and $\lambda 7605\text{\AA}$). These are H_2O and O_2 telluric lines and depressions. Synthetic Jonson-Cousins, Strömgren and Tycho magnitudes and colour indices of this observational SED are listed in Table 6.

Synthetic SEDs of the individual components are built first using solar metallicity model atmospheres as

Table 6 Entire synthetic Johnson-Cousins, Strömrgren and Tycho magnitudes and colour indices of the system HD25811 (Al-Wardat 2008).

System	Filter	HD25811
Johnson-Cousins	B_J	9^m05
	V_J	8^m64
	$(B - V)_J$	0^m41
Strömrgren	v	9^m31
	b	8^m91
	y	8^m61
	$v - b$	0^m40
	$b - y$	0^m30
Tycho	B_T	9^m14
	V_T	8^m70
	$(B - V)_T$	0^m44

the output of ATLAS 9 of the preliminary parameters (Eqs. 6, 7 and 8), $R_a = 1.55 R_\odot$, $R_b = 1.45 R_\odot$ and $d = 191 \text{ pc}$ (from Al-Wardat (2003)). The total energy flux from a binary star is created from the net luminosities of the components a and b located at a distance d from the Earth as follows:

$$F_\lambda \cdot d^2 = H_\lambda^a \cdot R_a^2 + H_\lambda^b \cdot R_b^2, \quad (9)$$

from which

$$F_\lambda = (R_a^2/d)^2 (H_\lambda^a + H_\lambda^b \cdot (R_b/R_a)^2), \quad (10)$$

where H_λ^a and H_λ^b are the fluxes from a unit surface of the corresponding component. F_λ here represents the entire SED of the system; which for a given $H_\lambda^{a,b}$ depends on the parallax of the system and the radii of the components.

The resultant entire synthetic SED did not fit the observational SED. Therefore, many attempts were made and hundreds of synthetic SED's were built, using different sets of parameters, and compared with the observational SED to achieve the best fit. The attempts included changing the effective temperatures, gravity acceleration, parallax and radii. It is worthwhile mentioning that the step size of the change was less than or equal to the estimated error in each parameter. In the case of the effective temperatures and radii, the changes exceed the errors of the first estimations because we are dealing with sub-giants instead of main sequence, or in other words, that is what we discovered.

Kepler's equation is used to match between the physical and geometrical parameters, and to connect the dynamical analysis with the atmospheric modeling:

$$\left(\frac{M_a + M_b}{M_\odot}\right)(\pi^3) = \frac{a^3}{p^2}, \quad (11)$$

where $\left(\frac{M_a + M_b}{M_\odot}\right)$ is the mass sum of the two components in terms of solar mass, π is the parallax of the system

in arc seconds, a is the semi-major axes in arc seconds and p is the period in years.

Fixing the right part of equation 11 according to the orbital elements of the system calculated in section 3, and changing the values of the left part in an iterated way, ensures agreement between the masses of the components, their positions on the evolutionary tracks and the best fit between the synthetic and observational SED's.

For stars with formerly estimated temperatures, masses and gravity accelerations, this agreement is possible only for radii bigger than what would be if they were main sequence stars (the preliminary input radii), which means that both components are evolved sub-giant stars.

Within the criteria of the best fit, which are the maximum values of the absolute fluxes, the inclination of the continuum of the spectra, and the profiles of the absorption lines, the best fit (Fig. 3) is found using the following set of parameters:

$$T_{\text{eff}}^a = 6850 \pm 50 \text{ K}, \quad T_{\text{eff}}^b = 7000 \pm 50 \text{ K}, \quad (12)$$

$$\log g_a = 4.04 \pm 0.10, \quad \log g_b = 4.15 \pm 0.10, \quad (13)$$

$$R_a = 1.96 \pm 0.20 R_\odot, \quad R_b = 1.69 \pm 0.20 R_\odot, \quad (14)$$

$$(M_a + M_b)/M_\odot = 3.05 \pm 0.10, \quad (15)$$

and 5.095 ± 0.095 , $d = 196.27 \text{ pc}$.

The role of Equation 11 rises here to assure the compatibility between the parallax of the system and its mass sum being given the period and the semi-major axes.

The complete set of the physical and geometrical parameters are listed in Table 9.

The estimated parameters are highly dependent on the precision of observations. Thus, within the error values of the measured quantities, they represent adequately enough the parameters of the systems' components.

Depending on the Tables of Straizys & Kuriliene (1981) and Gray (2005), the spectral types for the components of the system are estimated as F2 IV for the primary component and F1 IV for the secondary component.

4 SYNTHETIC PHOTOMETRY

In addition to its importance in calculating the entire and individual synthetic magnitudes of the system, synthetic photometry is used here as an evaluation technique to examine the best fit between the synthetic and observational spectra. This is performed by comparing the observed magnitudes of the entire system from different sources with the entire synthetic

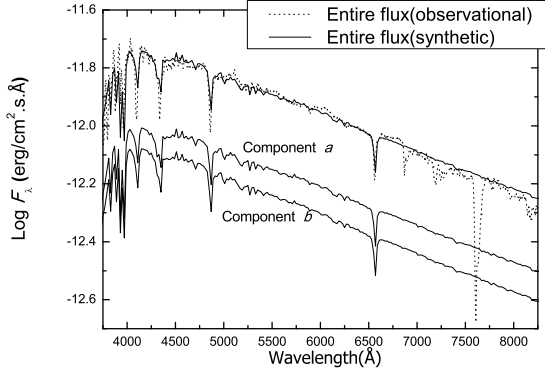


Figure 3. Dotted line: observational SED in the continuous spectrum of the system. Solid lines: the entire computed SED of the two components, the computed flux of the primary component with $T_{\text{eff}} = 6850 \pm 50$ K, $\log g = 4.04 \pm 0.10$, $R = 1.96 \pm 0.20 R_{\odot}$, and the computed flux of the secondary component with $T_{\text{eff}} = 7000 \pm 50$ K, $\log g = 4.15 \pm 0.10$, $R = 1.69 \pm 0.20 R_{\odot}$, and $d = 196.27$ pc.

ones using the following relation Maíz Apellániz (2006) Maíz Apellániz (2007):

$$m_p[F_{\lambda,s}(\lambda)] = -2.5 \log \frac{\int P_p(\lambda) F_{\lambda,s}(\lambda) \lambda d\lambda}{\int P_p(\lambda) F_{\lambda,r}(\lambda) \lambda d\lambda} + ZP_p, \quad (16)$$

where m_p is the synthetic magnitude of the passband p , $P_p(\lambda)$ is the dimensionless sensitivity function of the passband p , $F_{\lambda,s}(\lambda)$ is the synthetic SED of the object and $F_{\lambda,r}(\lambda)$ is the SED of the reference star (Vega). Zero points (ZP_p) from Maíz Apellániz (2007) (and references therein) were adopted.

Table 7 shows the magnitudes and colour indices of the entire system and individual components in $UBVR$ Johnson-Cousins, $uvby$ Strömgren and BV Tycho.

5 RESULTS AND DISCUSSION

Comparing the synthetic magnitudes and colours with the observational ones (Table 8) shows a high consistency between them. This gives a good indication about the reliability of the estimated parameters of the individual components of the system which are listed in Table 9.

Fig. 4 shows the positions of the system's components on the evolutionary tracks of Girardi et al. (2000). It shows that the primary more massive component is more evolved than the secondary, which is why the estimated value of the luminosity of the primary is greater than the expected value for a MS star of the same mass.

The estimated parameters of the system (Table 9) show that the components of the system are similar to the star β Hydri (HIP 2021), which is a G2IV

Table 7 Synthetic magnitudes and colour indices of the system.

Photomet. System	Filter	entire ± 0.03	comp. a	comp. b
Johnson-Cousins	U	9.04	9.70	9.89
	B	9.04	9.70	9.89
	V	8.66	9.31	9.53
	R	8.44	9.08	9.32
	$U - B$	0.00	0.00	0.00
	$B - V$	0.38	0.40	0.36
	$V - R$	0.22	0.23	0.21
Strömgren	u	10.25	10.91	11.11
	v	9.30	9.96	10.14
	b	8.88	9.54	9.74
	y	8.64	9.28	9.51
	$u - v$	0.96	0.95	0.97
	$v - b$	0.42	0.43	0.40
	$b - y$	0.25	0.25	0.24
Tycho	B_T	9.13	9.79	9.98
	V_T	8.71	9.36	9.58
	$B_T - V_T$	0.42	0.44	0.40

evolved subgiant with an age of about 6.5 - 7.0 Gyr (Dravins et al. 1998; Fernandes & Monteiro 2003), $\bar{p}(\bar{p}_{\odot}) = 0.1803 \pm 0.0011$ (Bedding et al. (2007) using high precision asteroseismology) and $T_{\text{eff}}(K) = 5872 \pm 44$, $R(R_{\odot}) = 1.814 \pm 0.017$, $\log g = 3.952 \pm 0.005$, $L(L_{\odot}) = 3.51 \pm 0.09$ and mass $M(M_{\odot}) = 1.07 \pm 0.03$ (North et al. (2007) using interferometry).

This, in addition to their luminosity-temperature relation which reflects their positions on the HR diagram and the evolutionary tracks (see Fig. 4), their absolute magnitudes which are brighter than those of MS stars of the same temperatures, and their densities, leads us to conclude that both components are subgiant stars.

The age of the system was established from the evolutionary tracks as almost 2 Gy. The similarity between the two components leads us to adopt the fragmentation process for the formation of the system, since it is the most likely mechanism in this case (for more discussion, see Bonnell (2001), Fabian et al. (1975), and Binney & Tremaine (1987)).

Table 8 Comparison between the observational and synthetic magnitudes, colours and magnitude differences of the system.

	Obs.*	Synth. (this work)
V_J	$8^m 66$	$8^m 66 \pm 0.03$
B_T	$9^m 11 \pm 0.020$	$9^m 13 \pm 0.03$
V_T	$8^m 71 \pm 0.017$	$8^m 71 \pm 0.03$
$(B - V)_J$	$0^m 389 \pm 0.028$	$0^m 38 \pm 0.04$
Δm	$0^m 23^{\dagger}$	$0^m 22 \pm 0.04$

*See Table 2.

\dagger Average value of the observational measurements using the filter $545nm/30$ (Table 5).

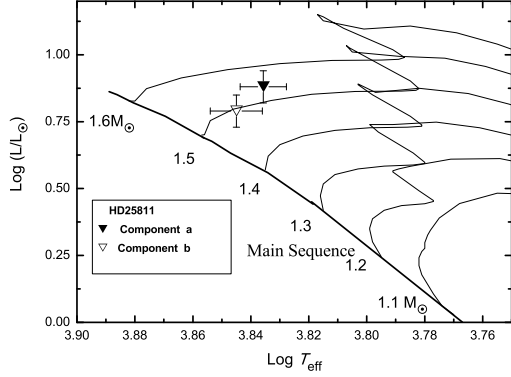


Figure 4. Components of the system on the evolutionary tracks of Girardi et al. Girardi et al. (2000).

Table 9 Physical and geometrical parameters of the system HD25811 components.

Component	a	b
T_{eff} (K)	6850 ± 50	7000 ± 50
Radius (R_{\odot})	1.96 ± 0.20	1.69 ± 0.20
$\log g$	4.04 ± 0.10	4.15 ± 0.10
$L(L_{\odot})$	7.59 ± 0.70	6.16 ± 0.70
M_V	$1^m.97 \pm 0.20$	$2^m.19 \pm 0.20$
Mass, (M_{\odot})	1.55 ± 0.16	1.5 ± 0.15
$\bar{p}(\bar{p}_{\odot})$	0.21 ± 0.05	0.31 ± 0.05
Sp. Type*	F2 IV	F1 IV
Parallax (mas)	5.095 ± 0.095	
$(M_a + M_b)/M_{\odot}$	3.05 ± 0.10	
Age (Gy)	2.0 ± 0.4	

6 CONCLUSIONS

The VCBS HD25811 is analyzed using a modified version of the complex method which was first advised by Al-Wardat (2002a, 2007).

The modification in the method includes the dynamical analysis of the relative orbit of the system (which is very helpful in the determination of the masses of the individual components of the system) and consequently their spectral types, by combining them with the atmospheric modeling input parameters.

The physical and geometrical parameters of the system's components are estimated depending on the best fit between the observational and synthetic SEDs, built using the atmospheric modeling of the individual components and the system's orbital elements.

Both components of the system are concluded to be F2 IV for the primary and F1 IV for the secondary.

The entire and individual *UBVR* Johnson-Cousins, *wby* Strömrgren and *BV* Tycho synthetic magnitudes and colours of the system are calculated.

Finally, fragmentation was proposed as the most likely process for the formation and evolution of the system.

7 ACKNOWLEDGEMENTS

This work made use of the Fourth Interferometric Catalogue, SIMBAD database and CHORIZOS code of photometric and spectrophotometric data analysis (<http://www.stsci.edu/~jmaiz/software/chorizos/chorizos.html>). The authors thanks Miss. Kawther Al-Waqfi for her help in some calculations and Mrs. Donna Keeley for the language editing.

REFERENCES

- Al-Wardat, M. 2012, Publications of the Astronomical Society of Australia, 29, 523
- Al-Wardat, M. A. 2002a, Bull. Special Astrophys. Obs., 53, 51
- . 2002b, Bull. Special Astrophys. Obs., 53, 58
- Al-Wardat, M. A. 2003, Phd dissertation, Special Astrophysical Observatory, RAN, Nizhnij Arkhyz, Zelenchukskiy region, 369167 RUSSIA, unpublished
- Al-Wardat, M. A. 2007, Astronomische Nachrichten, 328, 63
- . 2008, Astrophysical Bulletin, 63, 361
- . 2009, Astronomische Nachrichten, 330, 385
- Al-Wardat, M. A. & Widyan, H. 2009, Astrophysical Bulletin, 64, 365
- Bagnuolo, Jr., W. G., Mason, B. D., Barry, D. J., Hartkopf, W. I., & McAlister, H. A. 1992, Astronom. J., 103, 1399
- Balega, I., Balega, Y. Y., Maksimov, A. F., Pluzhnik, E. A., Schertl, D., Shkhagosheva, Z. U., & Weigelt, G. 2004, Astronom. and Astrophys., 422, 627
- Balega, I. I., Balega, A. F., Maksimov, E. V., Malogolovets, E. A., Pluzhnik, E. A., & Shkhagosheva, Z. U. 2006, Bull. Special Astrophys. Obs., 59, 20
- Balega, I. I. & Balega, Y. Y. 1987, Pisma v Astroномический Журнал, 13, 508
- Balega, I. I., Balega, Y. Y., Belkin, I. N., Maximov, A. F., Orlov, V. G., Pluzhnik, E. A., Shkhagosheva, Z. U., & Vasyuk, V. A. 1994, Astronom. and Astrophys. Suppl. Ser., 105, 503
- Balega, I. I., Balega, Y. Y., Hofmann, K.-H., Maksimov, A. F., Pluzhnik, E. A., Schertl, D., Shkhagosheva, Z. U., & Weigelt, G. 2002, Astronom. and Astrophys., 385, 87
- Balega, I. I., Balega, Y. Y., Hofmann, K.-H., & Weigelt, G. 2001, Astronomy Letters, 27, 95
- Balega, I. I., Balega, Y. Y., Maksimov, A. F., Malogolovets, E. V., Rastegaev, D. A., Shkhagosheva, Z. U., & Weigelt, G. 2007, Astrophysical Bulletin, 62, 339

- Balega, I. I., Balega, Y. Y., & Vasyuk, V. A. 1989, *Astrofizicheskie Issledovaniia Izvestiya Spetsial'noj Astrofizicheskoi Observatorii*, 28, 107
- Bedding, T. R., Kjeldsen, H., Arentoft, T., Bouchy, F., Brandbyge, J., & et al. 2007, *Astrophys. J.*, 663, 1315
- Binney, J. & Tremaine, S. 1987, *Galactic dynamics*, ed. J. Binney & S. Tremaine
- Bonnell, I. A. 2001, in *IAU Symposium*, Vol. 200, *The Formation of Binary Stars*, ed. H. Zinnecker & R. Mathieu, 23–+
- Dravins, D., Lindegren, L., & Vandenberg, D. A. 1998, *Astronom. and Astrophys.*, 330, 1077
- ESA. 1997, *The Hipparcos and Tycho Catalogues (ESA)*
- Evans, D. S., Edwards, D. A., Frueh, M., McWilliam, A., & Sandmann, W. H. 1985, *Astronom. J.*, 90, 2360
- Fabian, A. C., Pringle, J. E., & Rees, M. J. 1975, *Monthly Notices Roy. Astronom. Soc.*, 172, 15P
- Fernandes, J. & Monteiro, M. J. P. F. G. 2003, *Astronom. and Astrophys.*, 399, 243
- Girardi, L., Bressan, A., Bertelli, G., & Chiosi, C. 2000, *Astronom. and Astrophys. Suppl. Ser.*, 141, 371
- Gray, D. F. 2005, *The Observation and Analysis of Stellar Photospheres*, ed. Gray, D. F.
- Hartkopf, W. I., McAlister, H. A., & Franz, O. G. 1992, *Astronom. J.*, 104, 810
- Høg, E., Fabricius, C., Makarov, V. V., Urban, S., Corbin, T., Wycoff, G., Bastian, U., Schwekendiek, P., & Wicenec, A. 2000, *Astronom. and Astrophys.*, 355, L27
- Kurucz, R. 1994, *Solar abundance model atmospheres for 0,1,2,4,8 km/s*. Kurucz CD-ROM No. 19. Cambridge, Mass.: Smithsonian Astrophysical Observatory, 1994., 19
- Lang, K. R. 1992, *Astrophysical Data I. Planets and Stars*, ed. K. R. Lang
- Maíz Apellániz, J. 2006, *Astronom. J.*, 131, 1184
- Maíz Apellániz, J. 2007, in *Astronomical Society of the Pacific Conference Series*, Vol. 364, *The Future of Photometric, Spectrophotometric and Polarimetric Standardization*, ed. C. Sterken, 227–+
- McAlister, H., Hartkopf, W. I., & Franz, O. G. 1990, *Astronom. J.*, 99, 965
- McAlister, H. A., Hartkopf, W. I., Hutter, D. J., & Franz, O. G. 1987, *Astronom. J.*, 93, 688
- McAlister, H. A., Hartkopf, W. I., Sowell, J. R., Dombrowski, E. G., & Franz, O. G. 1989, *Astronom. J.*, 97, 510
- North, J. R., Davis, J., Bedding, T. R., Ireland, M. J., Jacob, A. P., O'Byrne, J., Owens, S. M., Robertson, J. G., Tango, W. J., & Tuthill, P. G. 2007, *Monthly Notices Roy. Astronom. Soc.*, 380, L80
- Schmidtke, P. C. & Africano, J. L. 1984, *Astronom. J.*, 89, 1371
- Straizys, V. & Kuriliene, G. 1981, *Astrophys. and Space Sci.*, 80, 353