

The **Mathematica** Package for Calculation of One Loop Penguins in FCNC Processes

A.V. Bednyakov*, Ş. H. Tanyıldızı

*Bogoliubov Laboratory of Theoretical Physics, Joint Institute for Nuclear Research,
141980, Dubna, Moscow Region*

Abstract

In this work, we present a **Mathematica** package **Peng4BSM@LO** which calculates the contributions to the Wilson Coefficients of certain effective operators originating from the one-loop penguin Feynman diagrams. The key feature of our package is the ability to find the corresponding expressions in almost any New Physics model which extends the SM and has no flavour changing neutral current (FCNC) transitions at tree level.

Keywords: FCNC, Wilson Coefficients, Effective Hamiltonian, OPE, Operator Product Expansion, CP violation.

PROGRAM SUMMARY

Title of program: The name of **Peng4BSM@LO** is the abbreviation of penguin diagrams for Beyond the Standard Model (SM) at leading order.

Available from: <http://theor.jinr.ru/~hanif/peng4bsm@lo/>

Programming Language: **Mathematica**

Computer: Any computer where **Mathematica** is running.

Operating system: Windows, Linux, MacOSX.

Number of bytes in distributed program including test data etc.: **Peng4BSMatLO.m** is 744,628 bytes and **test.Peng4BSMatLO.nb** is 937,244 bytes.

*Corresponding author.

E-mail address: bednya@theor.jinr.ru

Distribution format: ASCII

External routines/libraries: **FeynArts** 3.7 or **FeynCalc** 8.2

Keywords: Penguin, BSM, Beyond the Standard Model, the SM, the Standard Model, FCNC, Wilson Coefficients, Effective Hamiltonian, OPE, Operator Product Expansion, CP violation.

Nature of physical problem: FCNC processes are absent in the SM at the tree level and, thus, are suppressed in comparison to the charged current processes. Due to this FCNC, can be used as an excellent probe of New Physics, which can considerably alter the predictions of the SM. The rare processes impose very important constraints on Beyond-the-SM (BSM) physics.

Method of solution: **Peng4BSM@LO** uses **Mathematica** to evaluate relevant contributions to the considered Wilson coefficients from penguin diagrams in the SM and Models Beyond the SM.

Restrictions: The calculations are restricted to the case of renormalizable Quantum Field Theories quantized in Feynman gauge.

Typical running time: For all operations the running time does not exceed ~ 60 seconds for the SM which we have chosen for testing. However, the running time significantly depends on number of parameters and fields of the chosen model.

1. Introduction

The flavor changing neutral current (FCNC) processes attract a lot of interest from both the theoretical and experimental side. Such transitions are absent in the SM at the tree level and, thus, are suppressed in comparison to the charged current processes. Due to this FCNC can be used as an excellent probe of New Physics, which can considerably alter the predictions of the SM. At the moment, no significant deviations are found. Consequently, these rare processes impose very important constraints on Beyond-the-SM (BSM) physics. Typical examples are the $b \rightarrow s\gamma$ [1, 2, 3] and $B_s \rightarrow \mu\mu$ decays [4, 5, 6] which are used in different studies of various supersymmetric extensions of the SM. Since the new particles predicted by the BSM models are usually much heavier than the SM ones, the corresponding (short-distance) contribution to FCNC amplitudes can be absorbed into Wilson coefficients of the operators which enter the weak effective Hamiltonian (see, e.g., [18]).

In order to calculate the Wilson coefficients for a particular FCNC process in supersymmetric or any two-higgs doublet models, one can use different codes available on the market, e.g., SuperIso [9] (see also, Ref. [10]).

We created a **Mathematica** package **Peng4BSM@LO** which can be used together with FeynArts¹ [11, 12, 13] and FeynCalc² [14] to address the same problem. However, contrary to the above-mentioned flavour codes, our routines give an opportunity to obtain the expression for the Wilson coefficients in almost any renormalizable BSM model, which can be implemented in **FeynArts** format with the help of **FeynRules** [16], **LanHEP** [15] or **SARAH** [19].

In Sec.2, we define our notation and present the generic operators contributing to the effective Hamiltonian. In Sec.3, we introduce the programming instruments and our method to define and calculate the Wilson coefficients and describe and explain the structural diagram of the package **Peng4BSM@LO**. In Sec.5, we carry out a test of the **Peng4BSM@LO** package by comparing its results for Z and γ penguin diagrams evaluated in the SM with the ones given in [8].

2. Generic operators

In **Peng4BSM@LO**, we consider the following generic effective local operators and their form factors, $(E_{a,b}^{0,c})_{L,R}$, $(E_{a,b}^{2,c})_{L,R}$, $(M_{a,b}^{1,c})_{L,R}$. The monopole operators which conserve chirality are of the form

$$H_{eff} \ni \left(\bar{F}'_a \gamma^\mu P_{L,R} F_b \right) \left[(E_{a,b}^{0,c})_{L,R} g^{\mu\nu} + (g^{\mu\nu} q^2 - q^\mu q^\nu) (E_{a,b}^{2,c})_{L,R} \right] V_\nu^c \quad (1)$$

and the dipole operators which flip the chirality are

$$H_{eff} \ni \left(\bar{F}'_a \sigma^{\mu\nu} P_{L,R} F_b q_\mu V_\nu^c \right) (M_{a,b}^{1,c})_{L,R}, \quad (2)$$

where q_μ is the outgoing momentum of a neutral vector boson V entering the operator, F , F' are fermions of different families, a , b , c are some, e.g., color indices and $P_{L,R} = (1/2)(1 \mp \gamma^5)$ are the projection operators. From the form factors one can easily extract the corresponding Wilson coefficients. This kind of operators originate from the expansion of penguin amplitudes in external momenta, so that E^0 , M^1 , and E^2 correspond to the zeroth, first and second order in this expansion, respectively.

¹A **Mathematica** package for generation and visualization of Feynman diagrams and amplitudes.

²A **Mathematica** package for algebraic calculations in particle physics.

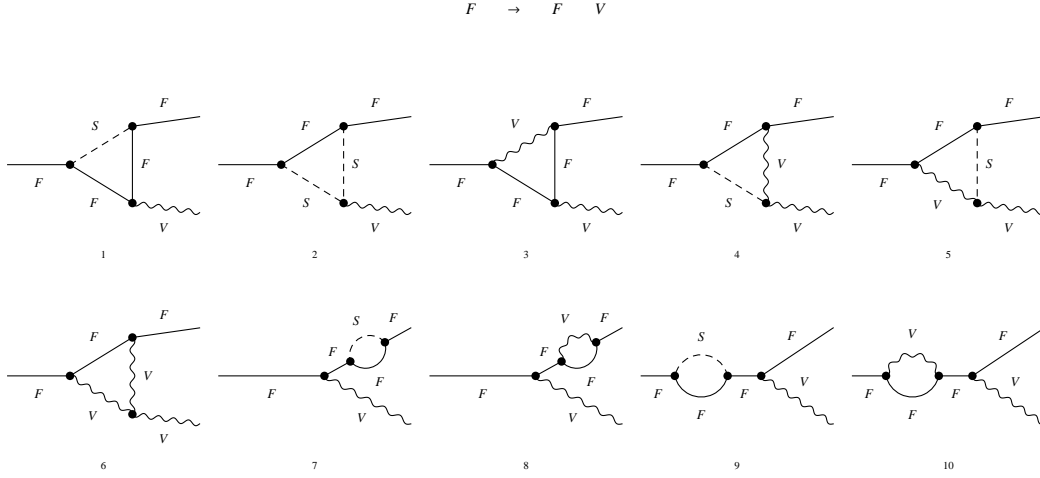


Figure 1: The one-loop generic diagrams, where F is a fermion, S is a scalar and V is a vector. We do not consider the self-energy insertions in the neutral vector boson leg, since we assume that there is no tree-level FCNC.

3. Structure of Peng4BSM@LO

Our paradigm (see Fig. 2) is inspired by **FeynArts** hierarchy of fields (**Generic**, **Classes**, and **Particles**) and is based on the fact that the Lorentz structure of Feynman vertices is fixed only by the type of participating particles so one can define and calculate generic Wilson coefficients originating from generic diagrams. The corresponding amplitudes involve generic couplings which can be substituted later by actual expressions.

With the help of **FeynArts** we generate all generic diagrams which are shown in Fig.1. Then we reformulate the generic amplitudes by means of **FeynCalc** in terms of the fundamental integrals of Passarino-Veltman's [17] (PaVe), which we expand in the limit of vanishing external momenta in order to obtain the generic Wilson coefficients. These generic Wilson coefficients serve as templates and can be used in any model. Given the corresponding expressions, the substitution rules for particular diagrams and amplitudes can be applied and the Wilson coefficients for a particular model can be obtained.

As we see from Fig. 2, in order to obtain a contribution to $E^{0,2}$ or M^1 , one should define the model and the corresponding operator with external particles F_a, F_b, V_c from Eq. 1 and Eq. 2. Given this input, the

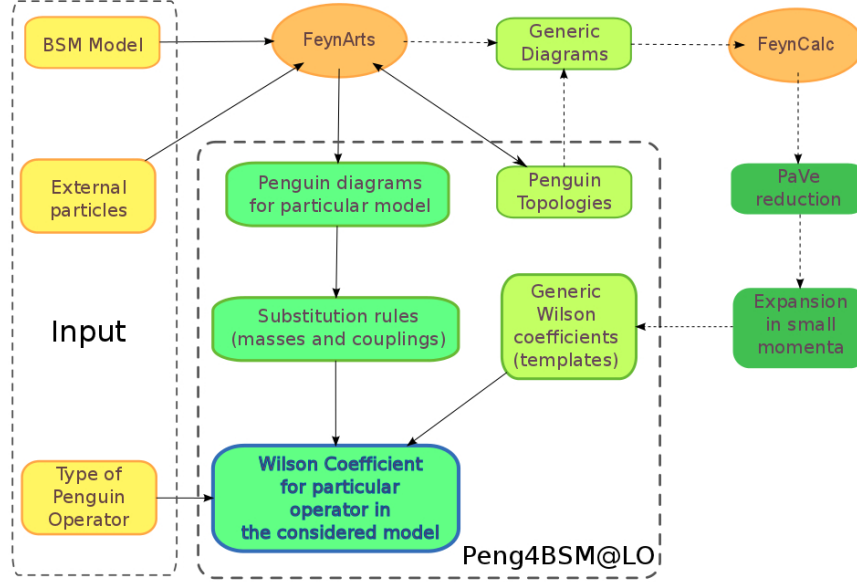


Figure 2: The new package to calculate and define Wilson coefficients for the one-loop penguin diagrams in FCNC processes.

package can be used in the following way. First of all, one should construct the relevant Feynman diagrams by calling `PengInsertFields` $[\{F_b\} \rightarrow \{F_a, V_c\}, \text{Model} \rightarrow \text{MOD}]$. The procedure is similar to `InsertFields` of `FeynArts` but uses a predefined set of topologies `PenguinTopologies`³ (see Fig. 3). The model is specified by the option `Model` \rightarrow `MOD`. The corresponding Feynman rules in `FeynArts` notation are taken from the file `MOD.mod`. Then, the penguin amplitudes are produced by `PengCreateFeynAmp`⁴ from the diagrams created with `PengInsertFields`. After that, one should apply `ExtractPenguinSubsRules` to produce a list of substitution rules for each diagram (amplitude) generated by `PengCreateFeynAmp`. The rules specify the actual couplings for each generic diagram (amplitude). They can be

³The absence of self-energy insertion in the third (vector) external line reflects the fact that there is no FCNC at tree-level.

⁴Similar to `CreateFeynAmp[dia]` of `FeynArts`, where `dia` is a list of diagrams.

used later together with `SubstituteMassesAndFeynmanRules` to obtain final analytic expressions in the considered model. In order to demonstrate the features of the package we apply it to the study of the effective $d\bar{s}Z$ vertex in the SM (c.f., Ref. [8]).

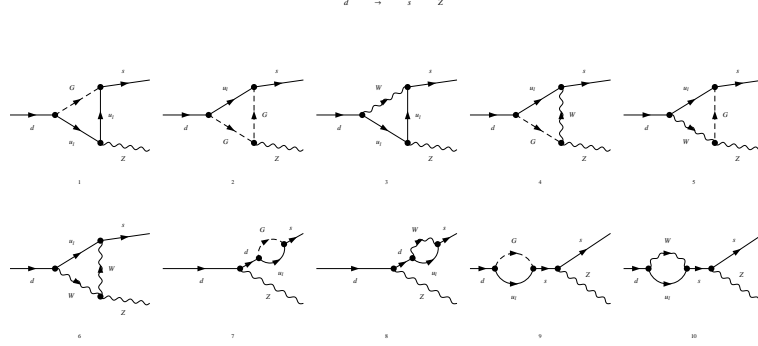


Figure 3: Penguin topologies as defined in `Peng4BSM@LO`.

4. `Peng4BSM@LO` in Use

The package `Peng4BSM@LO` employs `FeynArts` to generate the relevant diagrams. It is worth mentioning that one does not forced to use `FeynCalc` which was utilized by us at the intermediate stages for calculation of the generic amplitudes. However, it may be convenient to load `FeynCalc`⁵ to produce some nicely formatted output. In order to do so one executes the following commands in the `Mathematica` FrontEnd

$$\text{In}[1] := \quad \$\text{UseFeynCalc} = \text{True}; \quad (3)$$

To use the package `Peng4BSM@LO` in this notebook we should load it by the following command line

$$\text{In}[2] := \quad \text{Get}["\text{PATH}/\text{Peng4BSMatLO.m}"]; \quad (4)$$

where `PATH` is the path to the directory with `Peng4BSM@LO`. After this preparation, we can specify the operator external particles in terms of `FeynArts`

⁵ `FeynCalc` includes a patched version of `FeynArts` in the distribution.

fields defined in the considered model

$$\begin{aligned}
\text{In}[3] := \quad & \text{InF} = \text{F}[4, \{1, \text{c1}\}]; \quad (\text{for d-quark}) \\
& \text{OutF} = \text{F}[4, \{2, \text{c2}\}]; \quad (\text{for s-quark}) \\
& \text{OutV} = \text{V}[2]; \quad (\text{for Z-boson})
\end{aligned} \tag{5}$$

with one input cell three input lines (This information explains why the number is 7 in the next input title, In[7]). The next step is to distribute the fields defined in the chosen model over internal lines in the considered topologies. This is done automatically by `FeynArts` with the help of `PengInsertFields` function,

$$\begin{aligned}
\text{In}[4] := \quad & \text{diagrams} = \text{PengInsertFields}[\{\text{InF}\} \\
& \rightarrow \{\text{OutF}, \text{OutV}\}, \text{Model} \rightarrow \text{"SMQCD"}] \\
\text{In}[5] := \quad & \text{Paint}[\text{diagrams}, \text{PaintLevel} \rightarrow \{\text{Classes}\}, \text{Numbering} \\
& \rightarrow \text{Simple}, \text{ColumnsXRows} \rightarrow \{5, 2\}];
\end{aligned} \tag{6}$$

Here `diagrams` is a variable used to store the output `InsertFields` of and `SMQCD` corresponds to the full SM. For convenience, one can also draw the generated diagrams with `Paint`. The result of the evaluation of In[5] is presented in Fig. 4. The options `PaintLevel`, `Numbering`, and `ColumnsXRows` are used to choose at which level (`Classes`, in our example, with all up-type quarks, u , c , t combined in u_l) the diagrams should be drawn and to format the picture⁶.

Then, we use function `PengCreateFeynAmp` to create amplitudes from `diagrams` as we see the role of it in Sec.3.

$$\text{In}[6] := \quad \text{penguin} = \text{PengCreateFeynAmp}[\text{diagrams}] \tag{7}$$

Given the output of this command the function `ExtractPenguinSubsRules` produces a list of substitution rules for each diagram (unevaluated amplitude) generated by `PengCreateFeynAmp`.

$$\text{In}[7] := \quad \text{subrules} = \text{ExtractPenguinSubsRules}[\text{penguin}] \tag{8}$$

The rules `subrules` specifies the actual couplings for each Generic diagram (amplitude). They can be used to obtain final analytic expressions in the

⁶The options of `Paint` are documented in `FeynArts` manual.




Figure 4: The one-loop diagrams contributing to $d\bar{s}Z$ in the Standard Model. The fields u_l , W , and G in internal lines correspond to up-type quarks of l -th generation, W -boson and charged would-be Goldstone boson, respectively.

considered model. Given `substrules` one can obtain diagram-by-diagram contributions to the coefficient function of a particular operator by utilizing `SubstituteMassesAndFeynmanRules` function

$$\text{In}[8] := \quad \text{SubstituteMassesAndFeynmanRules}[\text{OP}][\text{substrules}]. \quad (9)$$

Here the string `OP` can be chosen from the set `{"MonOpL0", "MonOpR0", "MonOpL2", "MonOpR2", "DipOpL1", "DipOpR1"}`. The monopole operators from Eq.1 correspond to `"MonOp{L,R}{0,2}"`, while dipole operators from Eq. 2 — to `"DipOp{L,R}1"`. The output of `In[8]` is a list of contributions to the considered Wilson coefficient for all diagrams given in Fig.1. For convenience, for every mass parameter `M` we introduce dimensionless mass ratio `XXX[M/CommonMass]` with `CommonMass` equals to the W -boson mass by default. The result is obtained in dimensional regularization. In spite of the fact, that individual amplitudes can have poles in the regularization parameter $\epsilon = (4 - D)/2$, the sum is finite due to the absence of tree-level FCNC.

5. Test of Peng4BSM@L0

We compared the results of application **Peng4BSM@L0** to the induced $d\bar{s}Z$ vertex in the SM with those given in paper [8] and got the perfect agreement. For this particular case, the monopole operator is $\bar{s}_L\gamma^\mu d_L Z_\mu$ as in Eq.2.6 of [8]. We also consider the γ exchange diagrams for induced $d\bar{s}\gamma$ vertex for which the corresponding generic diagrams are the same as in Fig.1 with replacement of the outgoing Z -boson by γ quanta. The corresponding operators for the induced $d\bar{s}\gamma$ vertex are the monopole operators, $A_\mu\bar{s}(q^2\gamma_\mu - q_\mu \not{q})P_L d$ and the dipole operators, $\bar{s}\sigma_{\mu\nu}iq^\nu(m_s P_L + m_d P_R)dA_\mu$ as in Eq.B.1 of [8]. The consistency checks of **Peng4BSM@L0** are as follows. There are no UV-divergencies in the considered form-factor. For the case of Z boson only left-handed FCNC is generated, i.e., $E_R^{0,Z} = 0$. For the case of γ quanta both $E_{L,R}^{0,\gamma} = 0$. As an example, we present the expression for E_L^0 corresponding to the monopole operator with external Z -boson:

$$\begin{aligned}
\left(E_{c1,c2}^{0,Z}\right)_L &= \frac{e^3 CKM(2,1)CKM^*(2,2)\text{IndexDelta}(c1,c2)}{64\pi^2 \cos\theta_W \sin^3\theta_W (x_1^2 - 1)^2 (x_2^2 - 1)^2} \times \\
&\times \left\{ x_1^2 [x_2^2 - 1]^2 [6x_1^2 + 4] \log x_1 + (x_1^2 - 1)x_2^2 (6x_2^2 + 4) \log x_2 \right. \\
&\quad \left. - [x_1^2 - 1] \left[(x_1^2 - x_2^2)(x_2^2 - 1)(x_2^2 - x_1^2 x_2^2 + x_1^2 - 6) \right] \right\} \\
&+ \frac{e^3 CKM(3,1)CKM^*(3,2)\text{IndexDelta}(c1,c2)}{64\pi^2 \cos\theta_W \sin^3\theta_W (x_1^2 - 1)^2 (x_3^2 - 1)^2} \times \\
&\times \left\{ x_1^2 [x_3^2 - 1]^2 [6x_1^2 + 4] \log x_1 + (x_1^2 - 1)x_3^2 (6x_3^2 + 4) \log x_3 \right. \\
&\quad \left. - [x_1^2 - 1] \left[(x_1^2 - x_3^2)(x_3^2 - 1)(x_3^2 - x_1^2 x_2^2 + x_1^2 - 6) \right] \right\}. \tag{10}
\end{aligned}$$

The expression is obtained by means of **SubstituteMassesAndFeynmanRules** with **OP="MonOpL0"** after summation of individual contribution and introduction of $x(i) = m_i/M_W$. In Eq. 10 $CKM(i,j)$ is the Cabibbo-Kobayashi-Maskawa (CKM) matrix with $i, j = 1, 2, 3$ are up-type quark family indices, $\text{IndexDelta}(c1, c2)$ is the Kronecker-delta in colour space with $c1$ and $c2$ being colour indices. The W -boson mass is given by M_W . The electric charge and sine function of the Weinberg angle are denoted by e and $\sin\theta_W$, respectively. The form factor for the second order of monopole operator for

massless outgoing boson, in our case it is a photon γ , is:

$$\begin{aligned}
(E_{c1,c2}^{2,\gamma})_L &= \frac{e^3 CKM(2,1)CKM^*(2,2)\text{IndexDelta}(c1,c2)}{1152\pi^2 M_W^2 \sin \theta_W (x_1^2 - 1)^4 (x_2^2 - 1)^4} \\
&\times \left\{ 4 \left(3x_1^8 - 30x_1^6 + 54x_1^4 - 32x_1^2 + 8 \right) (x_2^2 - 1)^4 \log x_1 \right. \\
&- (x_1^2 - 1) \left[(x_2^2 - 1) \left((32x_2^4 - 57x_2^2 + 19) x_1^6 \right. \right. \\
&+ \left. \left. (-32x_2^6 + 75x_2^2 - 25) x_1^4 + (57x_2^6 - 75x_2^4) x_1^2 - 19x_2^6 + 25x_2^4 \right) \right. \\
&+ \left. \left. 4 \left(3x_2^8 - 30x_2^6 + 54x_2^4 - 32x_2^2 + 8 \right) (x_1^2 - 1)^3 \log x_2 \right] \right\} \\
&+ \frac{e^3 CKM(3,1)CKM^*(3,2)\text{IndexDelta}(c1,c2)}{1152\pi^2 M_W^2 \sin \theta_W (x_1^2 - 1)^4 (x_3^2 - 1)^4} \\
&\times \left\{ 4 \left(3x_1^8 - 30x_1^6 + 54x_1^4 - 32x_1^2 + 8 \right) (x_3^2 - 1)^4 \log x_1 \right. \\
&- (x_1^2 - 1) \left[(x_3^2 - 1) \left((32x_3^4 - 57x_3^2 + 19) x_1^6 \right. \right. \\
&+ \left. \left. (-32x_3^6 + 75x_3^2 - 25) x_1^4 + (57x_3^6 - 75x_3^4) x_1^2 - 19x_3^6 + 25x_3^4 \right) \right. \\
&+ \left. \left. 4 \left(3x_3^8 - 30x_3^6 + 54x_3^4 - 32x_3^2 + 8 \right) (x_1^2 - 1)^3 \log x_3 \right] \right\} \quad (11)
\end{aligned}$$

Finally, a nontrivial contribution to the dipole operator for massless photon is given by

$$\begin{aligned}
(M_{c1,c2}^{1,\gamma})_{L,R} &= -\frac{ie^3 m_{s,d} CKM(2,1)CKM^*(2,2)\text{IndexDelta}(c1,c2)}{384\pi^2 M_W^2 \sin \theta_W^2 (x_1^2 - 1)^4 (x_2^2 - 1)^4} \\
&\times \left\{ \left[x_1^2 - 1 \right] \left[(x_2^2 - 1) \left((-29x_2^4 + 31x_2^2 - 8) x_1^6 \right. \right. \right. \\
&+ \left. \left. (29x_2^6 - 6x_2^2 - 5) x_1^4 + (-31x_2^6 + 6x_2^4 + 7) x_1^2 \right. \right. \\
&+ \left. \left. x_2^2 (8x_2^4 + 5x_2^2 - 7) \right) \right] + 12 (x_1^2 - 1)^3 (3x_2^2 - 2) x_2^4 \log x_2 \right] \\
&- 12x_1^4 (3x_1^2 - 2) (x_2^2 - 1)^4 \log x_1 \left. \right\}
\end{aligned}$$

$$\begin{aligned}
& - \frac{ie^3 m_{s,d} CKM(3,1) CKM^*(3,2) \text{IndexDelta}(c1,c2)}{384\pi^2 M_W^2 \sin^2 \theta_W (x_1^2 - 1)^4 (x_3^2 - 1)^4} \\
& \times \left\{ \left[x_1^2 - 1 \right] \left[\left(x_3^2 - 1 \right) \left(\left(-29x_3^4 + 31x_3^2 - 8 \right) x_1^6 \right. \right. \right. \\
& + \left. \left(29x_3^6 - 6x_3^2 - 5 \right) x_1^4 + \left(-31x_3^6 + 6x_3^4 + 7 \right) x_1^2 \right. \right. \\
& + \left. \left. x_3^2 \left(8x_3^4 + 5x_3^2 - 7 \right) \right) + 12 \left(x_1^2 - 1 \right)^3 \left(3x_3^2 - 2 \right) x_3^4 \log x_3 \right] \\
& - \left. 12x_1^4 \left(3x_1^2 - 2 \right) \left(x_3^2 - 1 \right)^4 \log x_1 \right\}. \tag{12}
\end{aligned}$$

Also, we remind that in the presented equations the parameters defined in the `SMQCD.mod` model file are used. It is obvious that the results can be rewritten in terms of Fermi constant $G_F = e^2/(8M_W^2 \sin^2 \theta_W)$ in order to factorize the result from the Wilson Coefficient together with the CKM matrix elements. Here e is the charge of an electron, θ_W is the electroweak mixing angle of which value varies as a function of the momentum transfer, and M_W is the mass of the W -boson.

6. Conclusion

We present the new package which we called `Peng4BSM@LO`. `Peng4BSM@LO` is written in `Mathematica` as a package which works with `FeynArts` and/or `FeynCalc`. `Peng4BSM@LO` defines and calculates contributions to the Wilson coefficients of particular operators for the one-loop penguin diagrams in FCNC processes. By comparison of the Wilson coefficients obtained by `Peng4BSM@LO` in the SM for induced $d\bar{s}Z$ and $d\bar{s}\gamma$ vertices with those from [8] and we have shown that they match with each other, which serves as validity check of our code. The package can be used to evaluate Wilson coefficients in any renormalizable model which extends the SM.

The next steps are the calculation of the box diagrams and implementation of Flavour Les Houches Accord [10] output, which allows one to carry out a full calculation of flavour observables.

Acknowledgments

We thank D.I. Kazakov for reading the manuscript and providing us with valuable comments and suggestions. This work is partially supported by

RFBR (Russian Foundation for Basic Research) grant No. 11-02-01177-a. Additional support from JINR Grant No. 13-302-03 is kindly acknowledged by AVB.

Appendix A. Description of the Main Procedures

- **PengInsertFields**[{InF} \rightarrow {OutF, OutV}, Model \rightarrow MOD]

General: Equivalent to **FeynArts** function **InsertFields** and is used to construct all Feynman penguin-type diagrams in a particular model for a particular set of external fields from a predefined set of topologies **PenguinTopologies**.

Input: **InF**= F_a , **OutF**= F'_b , and **OutV**= V_c specify external fermions and vector fields (see Eqs. 1-2), which are used to construct the corresponding induced operator, **MOD** is a **FeynArts** model. Accepts the same options as **InsertFields**.

Output: **TopologyList**[...] — a hierarchical⁷ list of penguin-type Feynman diagrams in **FeynArts** notation.

- **PengCreateFeynAmp**[diagrams]

General: Similar to **FeynArts** function **CreateFeynAmp**, which produces analytic expressions for amplitudes given the diagrams **diagrams** created with the help of **InsertFields**.

Input: **diagrams** — diagrams created by **PengInsertFields**. Accepts the same options as **CreateFeynAmp**

Output: **PengFeynAmpList**[...][...] — a list of analytic expressions for **Generic** amplitudes together with the required substitution rules.

- **ExtractPenguinSubsRules**[penguins]

General: **ExtractPenguinSubsRules** extracts a list of substitution rules for each amplitude from the output of **PengCreateFeynAmp**. The rules specifies the actual couplings for each **Generic** diagram (amplitude). In addition, information about the required **Generic** diagram is stored.

⁷Reflects the **FeynArts** hierarchy **Generic - Classes - Particles**.

Input: `penguins` — the output of `PengCreateFeynAmp`.

Output: `PenguinSubsRules[...] [...]` — a list of substitution rules for each diagram (amplitude) generated by `PengCreateFeynAmp`.

- `SubstituteMassesAndFeynmanRules[OP][subrules]`

General: `SubstituteMassesAndFeynmanRules` applies the substitution rules to the predefined `Generic` coefficient function specified by tag `OP`, given the rules generated by `ExtractPenguinSubsRules`.

Input: `OP` = { "MonOpL0" | "MonOpR0" | "MonOpL2" | "MonOpR2" | "DipOpL1" | "DipOpR1" } — the operator type, `subrules` — the output of `ExtractPenguinSubsRules`.

Output: A list with diagram-by-diagram contributions to the coefficient functions of the specified operator `OP`.

Appendix B. Description of the Auxiliary Procedures and Definitions

- `$UseFeynCalc`

General: Controls whether `FeynCalc` should be used (`$UseFeynCalc = True`) in place of `FeynArts`.

- `eps`

General: Parameter of dimensional regularization $D = 4 - 2\epsilon$.

- `CommonMass`

General: A mass which is used to form dimensionless ratios, `CommonMass` = M_W = `MW` by default. It can be redefined for the user convenience.

- `UnitarityCKM[V, Ngen]`

General: Generates a list of substitution rules for non-diagonal matrix elements of CKM matrix which reflect the unitarity of the latter.

Input: `V` — the name of CKM matrix as defined in the considered model (e.g., `CKM` in "SMQCD"), `Ngen` = n_g — number of fermion generations

Output: A list of rules similar to $V_{i1}V_{j1}^* \rightarrow -\sum_{k=2}^{n_g} V_{ik}V_{jk}^*$.

- `CollectSumOver[expression]`

General: Converts recursively the expressions involving sums over different indices in `FeynArts` notation (e.g., `(a[i]*SumOver[i,1,N] + b[i]*SumOver[i,1,N] + ...)`) to new notation `IndexSum[a[i] + b[i] + ..., {i,1,N}]`.

Input: an expression containing `FeynArts` sums with `SumOver`.

Output: the same expression rewritten in terms of `IndexSum`.

- `ExpandInSmallMasses[expression, masslist, order]`

General: Expands the given expression in small masses up to the given order.

Input: `expression` — an expression to be expanded, `masslist = { m1, m2, ... }` — a list of masses which are assumed to be small, `order` — all the terms of the order of `(order + 1)` will be neglected in the output.

Output: the expanded expression.

- `XXX[Mass/CommonMass]`

General: The output of `SubstituteMassesAndFeynmanRules` is written in terms of dimensionless mass ratios `XXX[Mass/CommonMass]` and a common mass `CommonMass`.

References

- [1] J. P. Lees *et al.* [BaBar Collaboration], Phys. Rev. Lett. **109**, 191801 (2012) [arXiv:1207.2690 [hep-ex]].
- [2] J. P. Lees *et al.* [BaBar Collaboration], Phys. Rev. D **86**, 112008 (2012) [arXiv:1207.5772 [hep-ex]].
- [3] T. Hermann, M. Misiak and M. Steinhauser, JHEP **1211**, 036 (2012) [arXiv:1208.2788 [hep-ph]].
- [4] J. P. Lees *et al.* [BaBar Collaboration], Phys. Rev. D **87**, 112005 (2013) [arXiv:1303.7465 [hep-ex]].
- [5] RAaaj *et al.* [LHCb Collaboration], Phys. Rev. Lett. **111**, 101805 (2013) [arXiv:1307.5024 [hep-ex]].

- [6] S. Chatrchyan *et al.* [CMS Collaboration], Phys. Rev. Lett. **111**, 101804 (2013) [arXiv:1307.5025 [hep-ex]].
- [7] T. Hahn, FeynArts 3.7 User's Guide, (2012) .
- [8] T. Inami and C. S. Lim, Prog. of Theor. Phys. Vol: 65, p. 297 (1981).
- [9] F. Mahmoudi, Comput. Phys. Commun. **180** (2009) 1579 [arXiv:0808.3144 [hep-ph]].
- [10] F. Mahmoudi, S. Heinemeyer, A. Arbey, A. Bharucha, T. Goto, T. Hahn, U. Haisch and S. Kraml *et al.*, Comput. Phys. Commun. **183** (2012) 285 [arXiv:1008.0762 [hep-ph]].
- [11] T. Fritzsche, T. Hahn, S. Heinemeyer, H. Rzehak and C. Schappacher, arXiv:1309.1692 [hep-ph].
- [12] T. Hahn and C. Schappacher, Comput. Phys. Commun. **143**, 54 (2002) [hep-ph/0105349].
- [13] T. Hahn, Comput. Phys. Commun. **140**, 418 (2001) [hep-ph/0012260].
- [14] R. Mertig, M. Böhm and A. Denner, Computer Physics Communications 64, pp.345-359 (1991).
- [15] <http://theory.sinp.msu.ru/~semenov/doc/index.html> .
- [16] <http://feynrules.irmp.ucl.ac.be/wiki/ModelDatabaseMainPage> .
- [17] G. Passarino and M. J. G. Veltman, Nucl. Phys. B 160, p.151 (1979).
- [18] A. J. Buras, hep-ph/9806471.
- [19] F. Staub, arXiv:0806.0538 [hep-ph].