

Lyman- α Forest and Cosmic Weak Lensing in a Warm Dark Matter Universe

Katarina Marković^{1*} and Matteo Viel^{2,3 †}

¹University Observatory Munich, Ludwig-Maximilian University, Scheinerstr. 1, 81679 Munich, DE

²INAF - Osservatorio Astronomico di Trieste, Via G. B. Tiepolo 11, I-34143 Trieste, IT

³INFN/National Institute for Nuclear Physics, Via Valerio 2, I-34127 Trieste, IT

Abstract

We review the current state of the theory of large scale structure in a warm dark matter (WDM) cosmological model. In particular, we focus on the non-linear modelling of the matter power spectrum and on the mass function of dark matter haloes. We describe the results of N-body simulations with WDM and mention the effects that could be induced by baryonic physics. We also examine the halo model of large scale structure and its recently suggested modifications for a WDM cosmology, which account for the small scale smoothness of the initial matter density field and better fit the results of N-body simulations. Having described the theoretical models, we discuss the current lower limits on the WDM particle mass, m_w , which correspond to upper limits on the WDM temperature under the assumption that the particles are thermal relics. The best such constraints come from the Ly α forest and exclude all masses below 3.3 keV at the 2σ confidence level. We finally review the forecasts for future lensing surveys, which will be of the same order of magnitude as the already existing constraints from the Ly α forest data but explore a different redshift regime.

Keywords: cosmology: dark matter — cosmology: large-scale structure of universe — cosmology: theory — methods: numerical

1 Introduction

Here, we briefly outline how the idea of Dark Matter (DM) emerged and when Warm Dark Matter (WDM) branched off the mainstream theory. The idea that the temperature of DM impacts the distribution of structure in the universe is as old as the notion that galaxies cluster on large scales.

An important step in dark matter history, which started with the measurements of displacements within spiral galaxies to measure their rotation, was to realise that the dynamical properties of galaxies and galaxy clusters did not seem to match their observed luminous mass (see e.g. Zwicky 1937; Schwarzschild 1954; Janák 1958; Abell 1962; Burbidge & Sargent 1969; Paal 1976, and references therein). Moreover, thanks to the first Palomar Observatory Sky Survey (1949-1958, Reid et al. 1991), the distribution of galaxies in the sky was mapped for the first time in the mid 20th century and showed that galaxies conglomerated not only into clusters, but also gave rise to the cosmological Large Scale Structure (Press & Schechter 1974; Rudnicki 1976; White & Rees 1978; Jones & Rees 1978;

Wesson 1978; Aarseth & Fall 1980), whose properties depended on cosmological parameters.

It thus became clear early on that the so-called “missing mass problem” (e.g. Faber & Gallagher 1979) was unlikely to be solved by dark gaseous matter, that it had to be dark stars, black holes, comets or something else, like the conveniently weakly interacting massive particle - the neutrino. Assuming the missing mass was made up of massive neutrinos and other weakly interacting particles, an upper limit of $8 \text{ eV}/c^2$ could be placed on their masses, assuming the measured expansion of the universe¹ (Cowsik & McClelland 1972).

The discovery of the Cosmic Microwave Background (CMB) by Penzias & Wilson (1965); Dicke et al. (1965) resulted in the acceptance of the Hot Big Bang origin of the universe. Big Bang Nucleosynthesis (BBN) put severe constraints on the amount of baryonic matter in the universe ($\Omega_b \ll 1$, Schramm & Wagoner 1977; Olive et al. 2000, and references therein), and, combined with the requirement that the total density in the universe was close to the critical density for flatness², gradually

¹This was consistent with the measurement of neutrino mass from the Coma cluster density profile of Cowsik & McClelland (1973).

²Flatness implies that the energy density in the universe is equal to the “critical density” for flatness, i.e. the total density pa-

*Email: markovic@usm.lmu.de

†Email: viel@oats.inaf.it

led to the belief that DM is made of a new elementary particles.

One of the first candidates was a massive neutrino, but more general new particles were considered quickly, like other stable neutral leptons (Gunn et al. 1978; Tremaine & Gunn 1979). The theory of Supersymmetry (SUSY) offered new candidate particles, like the *gravitino* with a keV mass (Pagels & Primack 1982), or the *photino* (Sciama 1983). In addition the *axion*, whose Jeans Mass would be smaller than galactic scales, was considered as a DM candidate (Stecker & Shafi 1983; Shafi & Stecker 1984). These particles were distributed in the universe as a perturbed density field, which became gravitationally coupled to the density field of baryons in the matter dominated era. However, because there was no energy dissipation for the particles of DM, they could not condense into bound objects easily. This was especially true for massive neutrinos with masses \sim eV, whose damping scales reached the sizes of galaxy clusters and even superclusters (Bond et al. 1980; Schramm & Steigman 1981). This meant that if the DM that was closing the universe was made up of massive neutrinos, the distributions of dark and luminous matter would have to be very different (Bruns & Zinnecker 1983). In fact, in such a neutrino-dominated Hot Dark Matter (HDM) model, the mechanism for galaxy formation was considered to be a fragmentation of large objects, which collapse first, as proposed by Zel'dovich (1970). These objects, which collapsed along one dimension first, were known as “pancakes”. After collapsing along two dimensions, they became filaments and finally spherically symmetric DM *haloes*.

The observations of the dynamics of galaxies, galaxy clusters and superclusters were compared to the amount of visible mass by many authors (e.g. Bruns & Zinnecker 1983, and references therein). A trend seemed to emerge, where the “missing mass” fraction increased with object size, implying that the relation between the distributions of dark and luminous matter densities must be more biased on large scales.

Simultaneously, hierarchical merging of structure was considered via N-body simulations of the formation of the large scale structure in the universe (Aarseth & Fall 1980; White & Negroponte 1982). In this picture, structure formed as a consequence of pure gravitational collapse of the initial linear density perturbations. Such “bottom-up” hierarchical structure formation occurred if the matter density in the universe was dominated by particles more massive than at least several tens of eV (Bond et al. 1982), but it was not possible for the $m_\nu \sim 30$ eV neutrinos (Peebles 1982). The bottom-up scenario became strongly favoured in

1984, since observations of dwarf galaxies as well as those of large scale structure overall put strong lower limits on the mass of the DM particle (Lin & Faber 1983; Kaiser 1983; Madsen & Epstein 1984). In other words, the standard model of DM became the Cold Dark Matter (CDM) model.

However, Klypin et al. (1999) noticed a discrepancy in the observed numbers of the smallest galaxies, assumed to reside within DM haloes with masses $M_{\text{dwarf}} \leq 10^9 M_\odot$ and what they expected these numbers to be from running their numerical simulations of structure formation with CDM. They proposed that the numerical simulations might be modified to account for this discrepancy, which has become known as the *dwarf galaxy problem* or *missing satellite problem* (Bode et al. 2001), since the number of small objects observed fell significantly short of the expectation.

In recent years, N-body and hydro-dynamical codes have improved significantly in matching the small scales of Λ CDM to observations, for example via the suppression of the formation of baryonic objects within small DM haloes (e.g. “cosmic web stripping”, Benitez-Llambay et al. 2012). In addition, surveys like the Sloan Digital Sky Survey have found new dwarf galaxies around the Milky Way (see Bullock 2010, and references within for a review of the problem).

It is possible that this small-scale crisis of Λ CDM could be solved or alleviated with better numerical prescriptions for the complex baryonic processes (see e.g. Brooks et al. 2012) or it could be due to observational biases. However, the density profiles and concentrations of individual haloes (Donato et al. 2009) as well as the properties of voids (Tikhonov et al. 2009) do not seem to match what one would expect from pure Λ CDM model. Baryonic processes are difficult to invoke for explaining the properties of dwarf galaxies that are dark matter dominated, making it hard to fit their observational properties.

These long known “missing satellite” and “core-cusp problems” are related to more recently defined “too-big-to fail” problem, being that the most massive Milky Way subhaloes from local Λ CDM simulations do not have dynamical properties similar to the observed Milky Way dwarf galaxies. For a recent review of the small scale issues of Λ CDM see Weinberg et al. (2013).

An elegant solution has been considered in the past, which has introduced WDM in a simple Λ WDM model with one additional parameter, which could explain all or some of these discrepancies. Because of its free-streaming, WDM is capable of damping the density field on small scales without any change to the large scale behaviour of structure or to the dynamical evolution of space-time. For this reason we now discuss and summarise how to calculate non-linear corrections to predict the statistical properties of cosmological structure.

parameter, $\Omega \sim 1$, measured from the Hubble parameter and assumed from “naturalness” of zero spatial curvature, $\kappa = 0$ of the Einstein-de Sitter model.

This is not a straightforward task, but nonetheless, we describe attempts to develop a prescription valid also in Λ WDM models that may be used one day to account for some of the discrepancies at small scales of Λ CDM.

However, it should be noted that there exists a phase-space density imposed lower bound on the fermionic DM particle mass, called the Tremaine-Gunn bound (Tremaine & Gunn 1979; Hogan 1999), due to which it may not be possible for a WDM model to produce the relatively large cores that we seem to observe. Large halo cores can namely only be produced by very small particle mass, m_w (Shao et al. 2013). This has become known as the “too-small-to-succeed” problem and put significant pressure on the WDM scenario.

In this review, we discuss the existing literature on constraining the WDM particle mass, m_w using the statistical properties of the large scale structure. We choose this approach in hope that it may contain some information not contaminated by the uncertainties arising out of a lack of a rigorous model of baryonic feedback and cooling processes. There are many other works that look at individual objects of the large scale structure and hope to constrain WDM from their properties (e.g. Pacucci et al. 2013; Lovell et al. 2012; Maccio et al. 2012; Vinas et al. 2012; Sommer-Larsen & Dolgov 2001).

In particular, we discuss in some detail the modelling of non-linear large scale structure needed for comparison with data. We choose two observables to constrain our models: the Ly α forest and the cosmic shear (weak lensing) power spectrum, both of which require an accurate modelling of the non-linear matter power as a first step in the modelling of their basic properties. In sec. 2 we summarise the general background physics of the smoothing of the linear matter density field by the free-streaming dark matter and the calculation of the linear matter power spectrum. We also briefly discuss the particle candidates for WDM. We then describe prescriptions for calculating the non-linear matter power spectra in the WDM scenario. In particular, we discuss N-body simulations, the halo model and the current status of the two approaches for calculating the statistics of the large scales in the universe. We summarise the current limits coming from the Ly α forest data in sec. 3, which present the strongest constraints on the temperature of dark matter to date. Finally, we report on forecasts that have been made on the WDM temperature obtained from future weak lensing surveys like Euclid³ in sec. 3.2.

2 General Framework

Neutrinos decouple when the temperature of the primordial plasma is $T \sim 1$ MeV and $a \sim 10^{-10}$ and become non-relativistic when $T_h \sim m_h/3k_B$ ⁴. DM decouples and becomes non-relativistic much earlier in both the CDM and WDM cases. If WDM has a simple thermal history, analogous to neutrinos, but with a larger particle mass, we can calculate its *free-streaming*. Such a DM particle is called a *thermal relic*, because it was once in equilibrium with itself.

The Jeans length can be calculated for a perfect fluid and denotes the limit on which the gravitational effect balance out the thermal effects (Bond & Szalay 1983). For collisionless fluids like the DM and neutrino fluids, we can define the analogous comoving free-streaming wavenumber, which tells how far the fast-moving particles can travel within the gravitational time-scale i.e. in the time of free-fall (Boyarisky et al. 2009a):

$$k_{\text{fs}}(a) = \sqrt{\frac{3}{2}} \frac{aH(a)}{v_{x,\text{median}}} \quad , \quad (1)$$

where $v_x = 1$, when the particles are relativistic. When they go non-relativistic (i.e. when $3k_B T_{0,x} \lesssim m_x$),

$$v_x = \frac{3k_B T_{0,x}}{am_x} \quad (2)$$

and then $k_{\text{fs}} \rightarrow \infty$ as $a \rightarrow 1$ and $T \rightarrow 0$, which is the case for CDM very early on, and therefore, the effects of free-streaming are pushed to very very large k , i.e. extremely small scales. This means that the damping of the overdensity field becomes insignificant at cosmological scales.

In fact, even in mixed DM models (C+HDM), where the HDM component makes up a small fraction of the total energy density as in the Λ CDM + neutrinos, $\nu\Lambda$ CDM, the perturbations in the cold component are modified by the free-streaming of the HDM. In this scenario the larger scales suffer more free-streaming damping and therefore the perturbations in the HDM cannot grow until late times, which gravitationally affects the perturbations in the cold component, slowing down the growth of the perturbation amplitudes (Primack & Gross 1998; Ghigna et al. 1997; Klypin et al. 1995; Nolthenius et al. 1994; Klypin et al. 1993; Gawiser & Silk 1998; Primack 1997; Primack et al. 1995; Ma & Bertschinger 1995; Zentner & Bullock 2003; Primack 2003).

The most basic model of WDM particles is to assume that they are thermal relics. This means that they were in thermal equilibrium at some point. When their temperature and density dropped, they went out of equilibrium (e.g. Bond & Szalay 1983) and DM particles decoupled from each other. Instead, the sterile neutrino

³Amendola et al. (2012); Refregier et al. (2010)

⁴The Boltzmann constant, $k_B = 8.617 \times 10^{-5}$ eV K⁻¹.

particles, that will be discussed later, were never in thermal equilibrium.

Theoretically there would have been another kind of decoupling. This would have been when DM particles and baryons were in an extremely dense environment and so there would have been a significant interaction rate between them. We know very little about this regime, because we would have to know the mass and interaction cross-section of DM particles, but we do not even know the nature of the interaction (if any) between DM particles and other types of matter.

However, it is most likely that these two decouplings happened at the same time, because any self-interaction of DM is likely to involve the weak, strong or electromagnetic force, which means this self-interaction would necessarily involve baryons. Were this not the case, it may be that the interaction between baryons and DM particles is weaker than the interaction among DM particles. In this case the decoupling from baryons would happen at an earlier time than decoupling of DM out of equilibrium.

The smallest important scale feature in the linear matter power spectrum is the suppression induced by DM free-streaming. In the WDM model the scale of suppression is called the free-streaming scale, k_{fs} and corresponds to the mode that enters the horizon at the time when WDM particles become non-relativistic, t_{rel} . A species can become non-relativistic while still in thermal equilibrium or after it decouples (Bond & Szalay 1983; Bode et al. 2001; White et al. 1987). If it is after, we say that DM particles decouple while non-relativistic. This is what we often assume in modelling the large scale structure in these models, for the sake of simplicity.

From Bond & Szalay (1983), we get the temperature of WDM relative to that of the photons, from which one can calculate the total WDM density for a particular particle model (giving g_{w} and m_{w}):

$$\Omega_{\text{w}} = \frac{1.1}{h^2} \left(\frac{100}{3.9} \right) \left(\frac{g_{\text{w}}}{1.5} \right) \left(\frac{T_{\text{w}}}{T_{\gamma}} \right)^3 \left(\frac{m_{\text{w}}}{1 \text{ keV}} \right), \quad (3)$$

where $g_{*} = 3.9 (T_{\gamma}/T_{\text{w}})^3$ is the number of all relativistic degrees of freedom at WDM decoupling, g_{w} are the degrees of freedom for the WDM, T_{γ} is the present day photon temperature and T_{w} is the temperature of WDM. We can calculate the degrees of freedom:

$$g_{\text{w}} = \begin{cases} N_{\text{w}} & \text{bosons} \\ \frac{3}{4} N_{\text{w}} & \text{fermions} \end{cases}, \quad (4)$$

where N_{w} are the number of spin degrees of freedom. Then assuming $\Omega_{\text{dm}} = \Omega_{\text{w}}$ gives a direct relationship between T_{w} and m_{w} . Otherwise we must introduce a new parameter $f_{\text{w}} = \Omega_{\text{w}}/\Omega_{\text{dm}}$, the fraction of WDM. This parameter becomes relevant when we start to consider C+WDM models.

In addition we can calculate the *velocity dispersion* of WDM particles relative to that of the neutrinos (Bond et al. 1980):

$$\sqrt{\langle v^2 \rangle_{\nu}} = 6 \text{ km s}^{-1} \left(\frac{30 \text{ eV}}{m_{\nu}} \right) (1+z), \quad (5)$$

Rescaling for WDM, if it has decoupled while relativistic:

$$\sqrt{\langle v^2 \rangle_{\text{w}}} = \sqrt{\langle v^2 \rangle_{\nu}} \left(\frac{T_{\text{w}}}{m_{\text{w}}} \right) \left(\frac{m_{\nu}}{T_{\nu}} \right). \quad (6)$$

If particles decouple while non-relativistic, $\sqrt{\langle v^2 \rangle_{\text{w}}} \lesssim \text{cm s}^{-1}$, so any further damping is insignificant and the species becomes effectively ‘‘cold’’.

2.1 The Linear Power Spectrum

In the case of WDM, the initial matter power spectrum emerging from radiation domination is modified by an additional transfer function due to free streaming. Viel et al. (2005) used a fitting function that can however be calculated very accurately with a numerical Boltzmann equation solver code, like for example CMBFAST (Seljak & Zaldarriaga 1996), CAMB (Lewis et al. 2000) or CLASS (Blas et al. 2011; Lesgourgues 2011; Lesgourgues & Tram 2011). These codes solve the equations describing the growth of perturbations in the radiation dominated universe in a semi-analytic line-of-sight approach.

The fitting function of Viel et al. (2005) with $\nu = 1.12$ (the alternative is $\nu = 1.2$ like in Bode et al. 2001) contains a scale-break parameter, which is used in calculating the linear matter power spectrum by multiplying with the following WDM transfer function:

$$\begin{aligned} \mathcal{T}_{\text{w}}(k) &= (1 + (\alpha k)^{2\nu})^{-5/\nu} \quad \text{and so} \quad (7) \\ P_{\text{w}}^{\text{lin}}(k) &= P_{\text{c}}^{\text{lin}}(k) \mathcal{T}_{\text{w}}^2(k), \end{aligned}$$

where the scale breaks at:

$$\alpha = 0.049 \left(\frac{m_{\text{w}}}{1 \text{ keV}} \right)^{-1.11} \left(\frac{\Omega_{\text{w}}}{0.25} \right)^{0.11} \left(\frac{h}{0.7} \right)^{1.22}. \quad (8)$$

Alternatively, Boyanovsky et al. (2008b) found a transfer function for a general initial thermal distribution of DM particles - cold WIMP dark matter, thermal fermionic or bosonic dark matter.

The linear power spectrum, $P_{\text{w}}^{\text{lin}}(k)$, must then be normalised to ensure the value σ_8^2 at $R = 8 h^{-1} \text{ Mpc}$. Finally we now can plot the linear matter power spectra in fig. (1). The lightest WDM particle mass shown (500 eV) causes the linear theory matter power spectrum to be suppressed dramatically at a wavenumber significantly above $1 h \text{ Mpc}^{-1}$. The matter power spectrum of WDM starts to turn off well above the free-streaming scale, which changes the slope of the power spectrum to fall much more steeply than $n_{\text{eff}} = \log P(k)/\log k =$

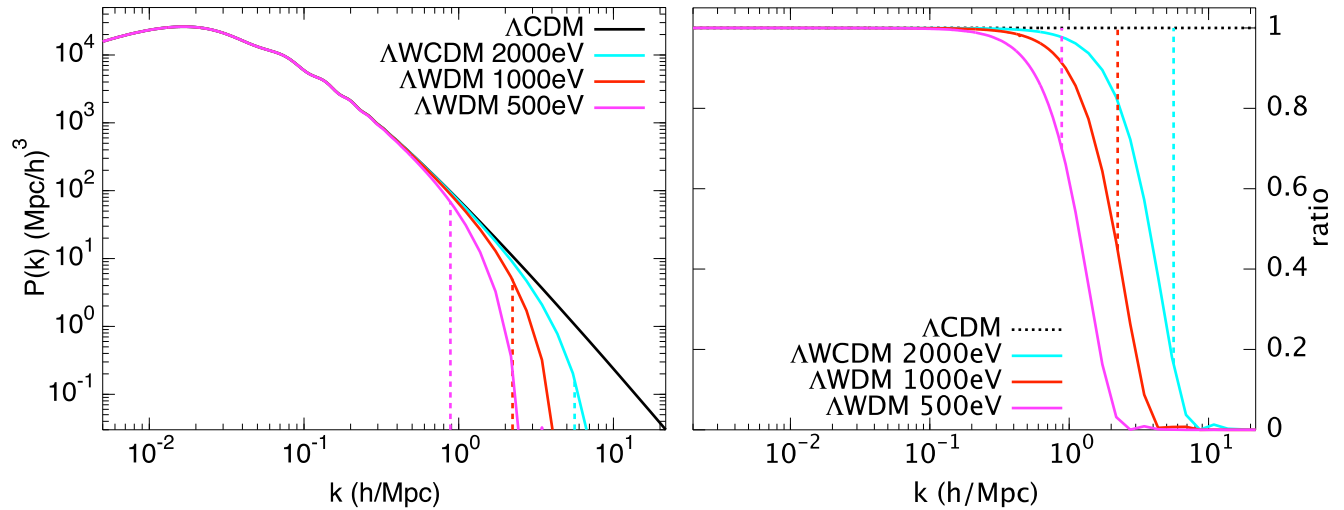


Figure 1. *Left:* The linear matter power spectra for three different WDM models and standard CDM. The particle masses, $m_w \in \{0.5, 1.0, 2.0\}$ keV are colour coded with magenta, red and cyan, respectively. The vertical lines correspond to a tenth of the free-streaming wavenumber, $k_{\text{fs}}/10$, for each model of WDM. These power spectra were produced using the Boltzmann solver CLASS (Lesgourgues 2011). *Right:* ratios between the WDM and CDM power spectra, $P_w(k)/P_c(k)$, to clearly see the suppression with respect to the $k_{\text{fs}}/10$.

–3, which is the slope for standard, bottom-up structure formation (White & Frenk 1991; Knebe et al. 2003).

In fact the above seemingly artificial scale break, α relates to the free-streaming length of thermal relic WDM particles (Zentner & Bullock 2003):

$$\lambda_{\text{fs}} \simeq 0.11 \left[\frac{\Omega_w h^2}{0.15} \right]^{1/3} \left[\frac{m_w}{\text{keV}} \right]^{-4/3} \text{Mpc} \quad , \quad (9)$$

which of course is related to the Fourier space free-streaming scale, where free-streaming length effect contribute most to the power (see also eq. 1):

$$k_{\text{fs}} \sim 5 \text{Mpc} \left(\frac{m_w}{\text{keV}} \right) \left(\frac{T_\nu}{T_w} \right) \quad . \quad (10)$$

We plot $k_{\text{fs}}/10$ in fig. (1), because it is the scale around which the significant suppression of the power in the linear matter power spectrum begins. It is an interesting open-ended question why the free-streaming suppression reaches scales so much larger than the free-streaming scale. This has been explored, among others, by Smith & Markovič (2011).

In addition, we can define a corresponding mass found, on average, in a volume with such a radius or *free-streaming mass*:

$$M_{\text{fs}} = \frac{4\pi\rho_m}{3} \left(\frac{\lambda_{\text{fs}}}{2} \right)^3 \quad . \quad (11)$$

where ρ_m is the comoving background matter density and λ_{fs} is the comoving free-streaming length defined in eq. (9) (note that different definitions for the free

streaming mass are used in the literature). We will come back on this issue in sec. 2.3.2.

In fig. (2) we plot the linear matter power spectrum alongside the CMB power spectrum for the HDM scenario to illustrate the impact on the CMB and matter power of such a small mass candidate, it is thus clear that heavier masses will impact much less on these two observables at the largest scales. We plot the power spectra in the neutrino-like (but with $m \sim 10$ eV) scenario being all of DM. We expect the power spectra to be suppressed at very large l due to the free-streaming effect and to increase for small l , due to a mixture of two effects: changes in the matter-radiation equality and because the primordial power spectrum is normalised at $k = 0.05 h\text{Mpc}^{-1}$ causing the small-scale-suppressed power spectrum to be boosted on large scales.

Since, $l = 2000$ corresponds to about a $k \sim 0.2 h/\text{Mpc}$ at $z_{\text{CMB}} = 1000$, we expect the effect on the CMB from reasonable WDM scenarios to be completely negligible. In the right panel of fig. (1) it can be noted that at $k = 0.2, h/\text{Mpc}$, the suppression is clearly less than 1% for $m_w = 1$ keV.

2.2 Sterile Neutrinos

We have discussed some of the particle candidates for DM in this introductory section of this review. A further hypothetical particle that has sparked interest is the *sterile neutrino*, which does not require an extension of the Standard Model with SUSY (Dodelson & Widrow 1994; Fuller et al. 2003; Asaka et al. 2005; Abazajian 2006; Boyarsky et al. 2006; Petraki & Kusenko 2008;

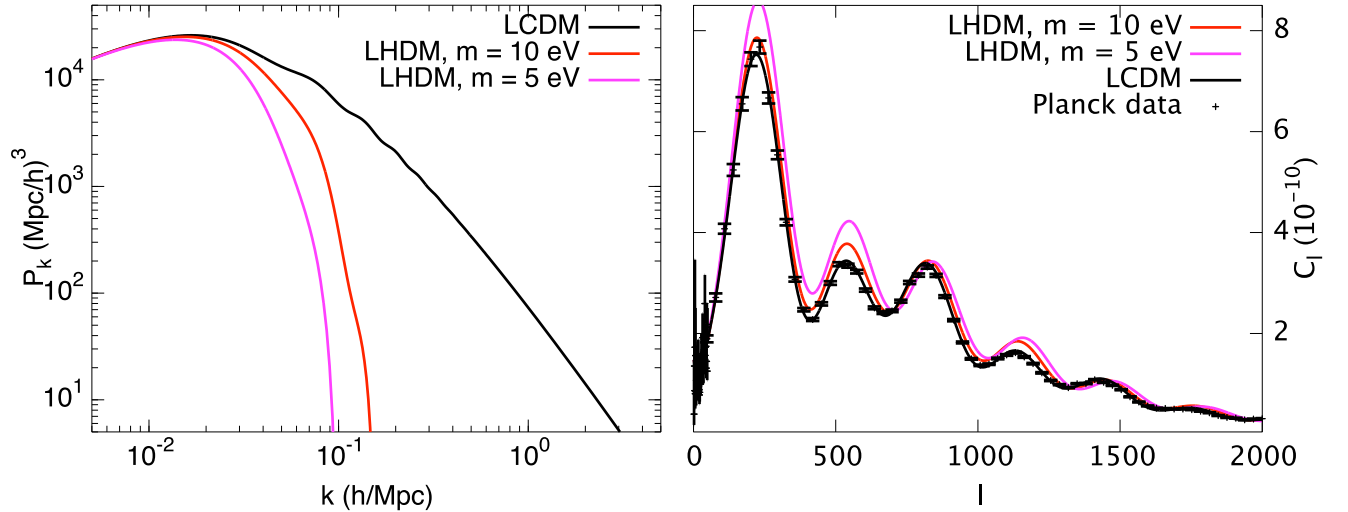


Figure 2. We plot the effect of a hot thermal relic particle (hotter than a WDM candidate) on the Cosmic Microwave Background $C(l)$'s: we show models that have been long ruled out, where all the DM is made up of very light, neutrino-like particles with masses of $m_w = 0.005$ and 0.01 keV.

Left: The 3D linear matter power spectrum, $P(k)$ for CDM (black) and the two ‘‘HDM’’ models (magenta and red, respectively). Compare this extreme case to the more plausible models in [fig. \(1\)](#) that will impact at a much smaller level.

Right: The CMB un-lensed $C(l)$'s in the corresponding HDM models. The cosmological model is the Planck best fit as in the rest of the paper, the error bars are those of Planck survey ([Planck Collaboration et al. 2013](#)).

Laine & Shaposhnikov 2008; Kusenko 2009; Hamann et al. 2010; Boyarsky et al. 2012). Sterile neutrinos are assumed to be singlet right-handed particles that become relatively heavy compared to standard, active neutrinos, which receive small masses via a see-saw mechanism (Dodelson & Widrow 1994). The lightest of the additional neutrinos can then have a mass in the keV range, meaning that it resembles a WDM. However, the sterile neutrinos are assumed to never have been in thermal equilibrium, therefore, their abundance was suppressed.

In the above calculation of the free-streaming scale we have used three parameters that describe the thermal relic WDM model: the particle mass, m_w , the energy density, Ω_w and the temperature T_w , where the degrees of freedom at WDM decoupling, g_w^* are determined solely by the particle mass and its energy density. We can conveniently re-parametrise the particle mass of the never-thermalised sterile neutrino in terms of the thermal relic mass, such that they are interchangeable in the calculation of the impact of their free-streaming on the large scale structure:

$$m_{\nu s} = 4.43 \left(\frac{m_w}{\text{keV}} \right)^{4/3} \left(\frac{\omega_w}{0.1225} \right)^{-1/3} \text{ keV} \quad , \quad (12)$$

where $\omega_w = \Omega_w h^2$ (Viel et al. 2005)⁵. In this situation the degrees-of-freedom are fixed and abundance depends on the mass and energy density of sterile neutrinos. Note that the above relation between thermal

and sterile neutrino masses is valid only for the so-called non-resonant production mechanism (Dodelson & Widrow 1994). When other mechanisms are involved (e.g. resonant production Boyarsky et al. 2009b) the relation is non-trivial.

2.3 The Non-linear Power Spectrum

Now that we have shown the effects of WDM on the linear matter density field we must outline some tools for the standard model of structure formation. In the matter dominated era, the density contrast grows and eventually reaches unity, where non-linearities must be properly accounted for and modelled. From this point on, standard perturbation theory is no longer appropriate and we must employ approximation methods as exact solutions to the Einstein field equations no longer exist.

It is necessary to have a robust model of non-linear structure in order to take full advantage of future weak lensing data. For this reason we compare the non-linear matter power spectra extracted from simulations with derived non-linear models. The halo model of non-linear structure is based on the assumption that large scale structure is made up of individual objects occupying peaks in the matter over-density field (Press & Schechter 1974; Seljak 2000; Cooray & Sheth 2002). The most important elements of this model, the mass function, the halo bias (Press & Schechter 1974) and the halo density profile (Navarro et al. 1997) are based on

⁵with $h = H_0/100 \text{ km s}^{-1} \text{ Mpc}^{-1}$, the Hubble parameter

the assumptions that all dark matter in the universe is found in haloes and that there is no observable suppression of small scale over-densities from early-times free-streaming of dark matter particles or late-times thermal velocities.

These are characteristic properties of CDM, but do not apply to WDM. For this reason one should revisit the modelling of cosmological structure. [Smith & Markovič \(2011\)](#); [Schneider et al. \(2012\)](#); [Dunstan et al. \(2011\)](#); [Schneider et al. \(2013b\)](#); [Angulo et al. \(2013\)](#) modified the halo model by applying a specific prescription to the non-linear contribution, in addition to suppressing the initial density field, modelled by applying a transfer function from [eq. \(7\)](#) to the linear matter power spectrum. We discuss the halo model in [sec. 2.3.2](#). However, we wish to first summarise some results from N-body simulations.

2.3.1 WDM Simulations

N-body simulations have long been considered important in calculating the properties of the large scale structure of DM and the formation of this structure in the CDM scenario ([Appel 1985](#); [Barnes & Hut 1986](#); [Katz et al. 1996](#); [Frigo 1999](#); [Bagla & Ray 2003](#); [Springel 2005](#)). In recent years, this method has also been applied to the WDM case ([Boehm et al. 2005](#); [Boyanovsky et al. 2008a](#); [Wang & White 2007](#); [Zavala et al. 2009](#); [Colombi et al. 2008](#); [Viel et al. 2012](#); [Schneider et al. 2012](#); [Dunstan et al. 2011](#); [Benson et al. 2012](#); [Angulo et al. 2013](#); [Semenov et al. 2013](#)). Numerical convergence for WDM (and HDM) simulations is particularly difficult to achieve as pointed out by [Wang & White \(2007\)](#). The reason is due to the spurious fragmentation of filaments that give rise to a pattern of small mass haloes. This effect can be alleviated by increasing the number of particles (although convergence is slow) or by preventing the fragmentation of such structures. In any case, convergence tests of the relevant simulated physical quantities (like the Ly α forest flux and/or the mass function or matter power spectrum) must be performed in order not to be affected by this at the scales or redshifts of interest. A *post hoc* solution was proposed by [Schneider et al. \(2013b\)](#), which does not solve the problem, but corrects the result via subtraction of spurious haloes, while [Lovell et al. \(2013\)](#) identifies spurious haloes in the initial conditions.

N-body simulations assume that collapsing matter is non-relativistic ($\rho \gg P$) and that collapse is only possible on sub-horizon scales ($k \gg aH$). Therefore in Λ CDM, the non-relativistic, Newtonian perturbation equations are sufficient and so, the collisionless Boltzmann and Poisson equation are solved in a discreet way.

These equations are normally solved by an N-body code, e.g. [GADGET \(Springel et al. 2001\)](#). It is difficult to achieve this simply with finite difference methods, so Monte-Carlo-like N-body simulations are employed to

integrate the Boltzmann equations of N particles populating the phase space, using the method of characteristics⁶.

[Smith et al. \(2003\)](#) compared the standard CDM halo model to CDM simulations of large scale structure formation and developed an analytical fit to the non-linear corrections of the matter power spectrum, known as [HALOFIT](#). [Markovič et al. \(2011\)](#) and [Viel et al. \(2012\)](#) applied these corrections to a linear matter power suppressed by the [Viel et al. \(2005\)](#) WDM transfer function ([eq 7](#)). [Viel et al. \(2012\)](#) ran cosmological N-body simulations (DM only) in the WDM scenario. They found that the WDM halo model is closest to simulations at $z = 1$ for 1 keV WDM, but that it over-estimates the suppression effect at $z = 0.5$ for 0.5 keV WDM by about 5% on scales $k > 1 h\text{Mpc}^{-1}$. On scales $k < 1 h\text{Mpc}^{-1}$ however, the [HALOFIT](#) non-linear correction describes the simulations better than the halo model, even though on smaller scales it severely underestimates the suppression effect, which becomes worse at lower redshifts. A further small modification of the WDM halo model improves its correspondence to the simulations and allows one to use it at small scales ([sec 2.3.2](#)).

[Viel et al. \(2012\)](#) consider varying resolutions and WDM models. These simulations were run using the N-body code [GADGET-2](#), for which the initial conditions were generated using the WDM-suppressed linear matter power spectrum in [eq. \(7\)](#). In [fig. \(4\)](#) we see plotted the percentage differences between the WDM and CDM non-linear matter power spectra for several different WDM models, denoted by the different thermal relic particle masses. This plot shows the suppression effect growing with decreasing particle mass (i.e. increasing WDM temperature), but also with increasing redshift and demonstrates the effect that the WDM signal is erased with time due to the non-linear growth of structure. It may be noted that the free-streaming scale below which the power spectrum becomes exponentially suppressed is of the order of $k \sim 1 h\text{Mpc}^{-1}$ for 1 keV WDM particles. The authors found a fitting function that can be used to calculate the non-linear matter power spectrum in the WDM scenario from the CDM $P^{\text{nl}}(k)$ analogously to [eq. \(7\)](#):

$$\mathcal{T}_{\text{nl}}^2(k) \equiv P_{\text{w}}(k)/P_{\text{c}}(k) = (1 + (\alpha k)^{\nu l})^{-s/\nu} \quad , \quad (13)$$

where

$$\alpha(m_{\text{w}}, z) = 0.0476 \left(\frac{1 \text{ keV}}{m_{\text{w}}} \right)^{1.85} \left(\frac{1+z}{2} \right)^{1.3} \quad , \quad (14)$$

and $\nu = 3$, $l = 0.6$ and $s = 0.4$ are the fitting parameters. This function is applied by first calculating the

⁶The method of characteristics is a way of solving partial differential equations by reducing them to a set of ordinary differential equations and integrating from a set of initial conditions. In other words the partial differential equations are solved by integration along characteristic curves, in this case the characteristic curves of the collisionless Boltzmann equation.

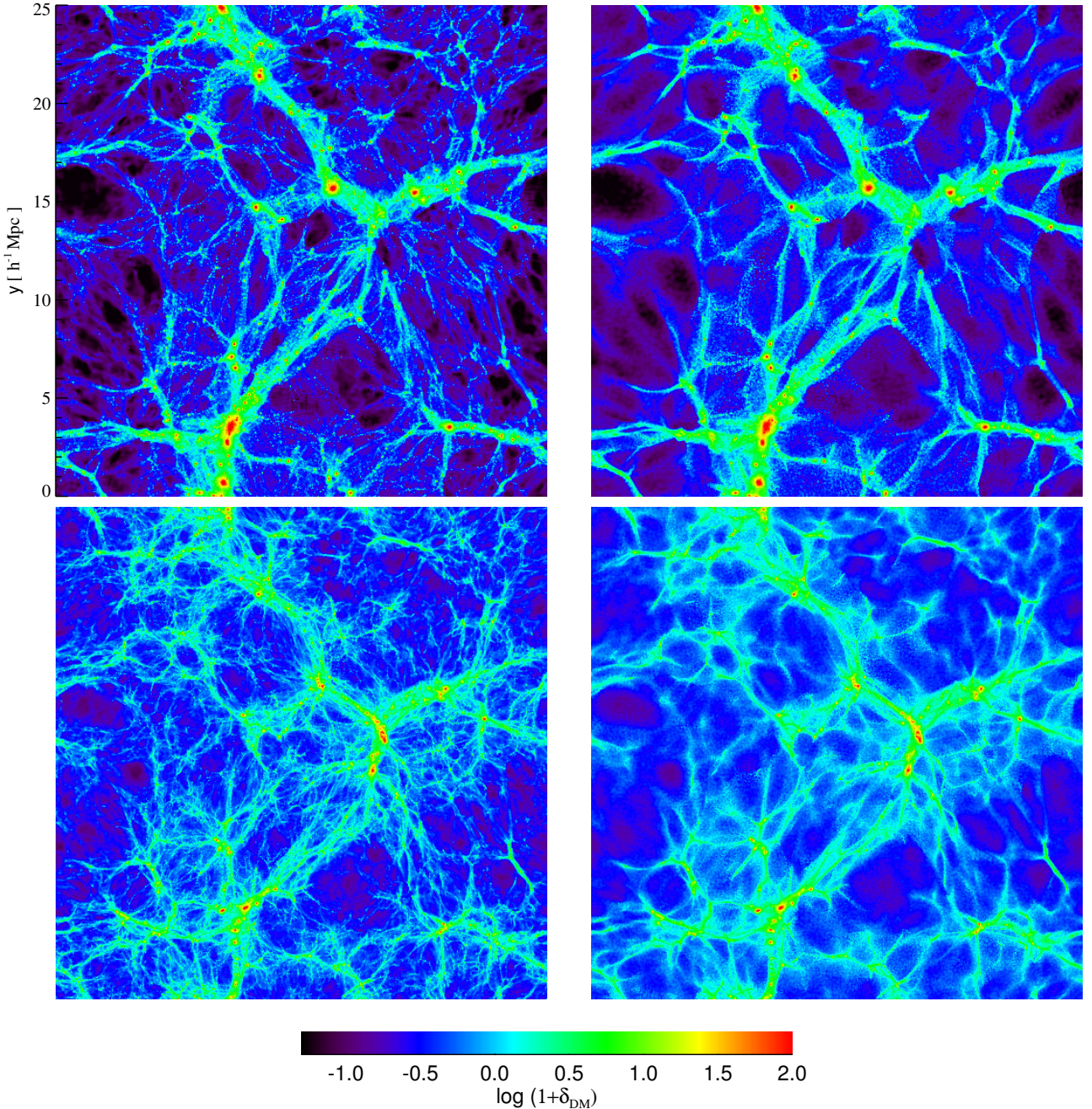


Figure 3. We plot the projected DM overdensity from a high-resolution hydro-dynamical simulation of Viel et al. (2012), at redshifts $z = 0$ (upper panels) and $z = 2$ (lower panels) for Λ CDM and 1 keV WDM, in the left and right columns, respectively. The amount of substructure present in the Λ CDM model is more pronounced w.r.t. the WDM one. The box size is 25 comoving Mpc/h and the thickness is 5 comoving Mpc/h.

non-linear matter power spectrum using Λ CDM parameter (e.g. from CAMB) and then multiplying by the square of the WDM “transfer function”.

Assuming WDM to be thermal relic fermions, their relic velocities have a Fermi-Dirac distribution, which can be added to the proper velocities calculated from the gravitational potentials from linear theory. The velocities for some of the WDM models they use can be

found to be: $v_{th} \in \{27.9, 11.5, 4.4, 1.7, 0.7\}$ km s $^{-1}$ for $m_w \in \{0.25, 0.5, 1, 2, 4\}$ keV, respectively. For comparison, the typical r.m.s. value for the velocity in a Λ CDM run is $v_g \sim 30$ km s $^{-1}$, so it is significantly larger than any thermal velocities of WDM particles in the models that are still allowed by for example the Ly α forest ($m_w \gtrsim 2$ keV).

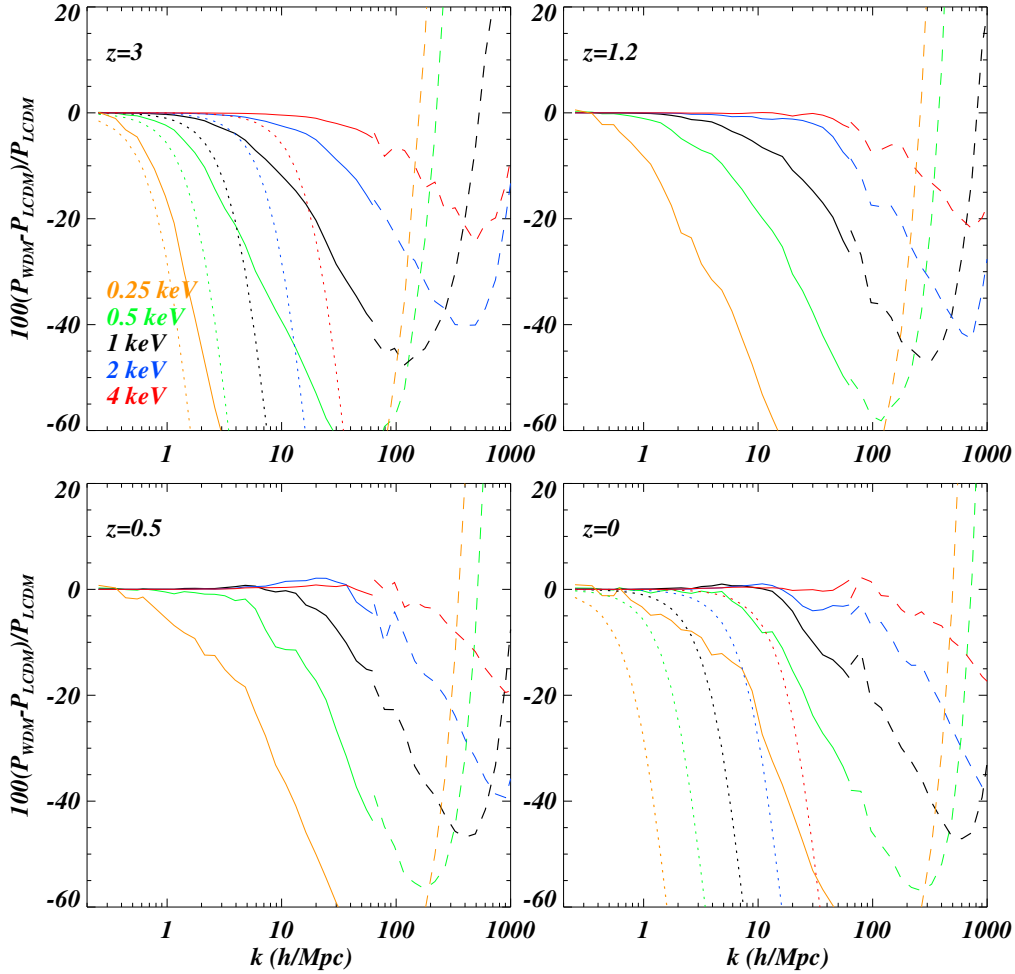


Figure 4. Percentage differences between WDM and CDM non-linear matter power spectra from hydro-dynamical simulations at high-resolution. The solid lines show the large scale power, while the dashed lines describe the small scale power obtained with the folding method in order to reach smaller scales (see Jenkins et al. 1998; Colombi et al. 2008, for details). The dotted line is the suppression to the linear matter power spectrum and is the same both in the $z = 3$ and $z = 0$ panels. The different panels show $z = 0, 0.5, 1.2, 3$. Note that the steep rise on scales, $k > 50 h/Mpc$ is affected by the poor resolution of the WDM simulations and it is not fully physical (although an increase of power could be expected and it might be due to the different dark matter density profile at small scales).

It has been shown by many authors (e.g. Schaye et al. 2010; van Daalen et al. 2011; Casarini et al. 2011; Semboloni et al. 2011) that baryons, making up 17% of the total matter density, affect the distribution of dark matter on small scales significantly. Simple hydro-dynamical simulations in WDM and Λ CDM were run by Viel et al. (2012). They include a prescription for radiative cooling and heating, where all the cooling comes from Hydrogen and Helium (Katz et al. 1996, as in) and no metal cooling is considered. The prescription for modelling the cooling and the star formation criterion are described in more detail in Viel et al. (2004) and is called “quick Ly α ”, since it can be used in order to speed up the hydro-dynamics with practically no

impact on the Ly α forest flux statistics (this simulation is labelled as “BARYONS+QLYA”). A further simulation has also been run that uses a more refined star formation criterion and strong galactic winds powered by the thermal feedback of supernovae (this simulation is labelled as “BARYONS+SF+WINDS”).

We plot in fig. (5), the resulting percentage difference between a 1 keV WDM and CDM non-linear matter power spectrum, where both come from simulations that include cooling and heating processes from the ultraviolet background and a simple star formation criterion. Out of these simulations, one included galactic winds had to be stopped at $z = 1.2$ due to limited computational resources and is therefore plotted above this

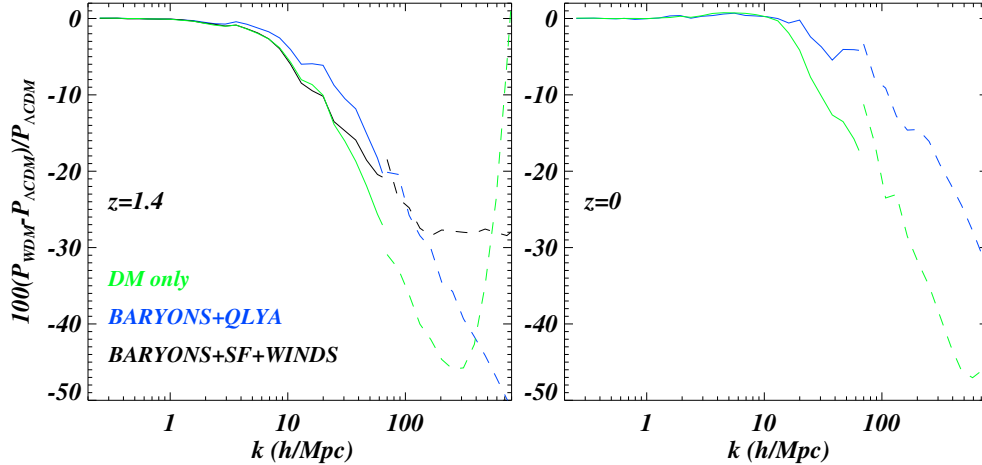


Figure 5. WDM suppression for three different simulations with and without baryons. These three different simulations are compared with the corresponding Λ CDM run with the same initial conditions. DMONLY is the resulting percentage difference between the WDM and CDM non-linear matter power spectrum (green), BARYONS+QLYA includes cooling due to H and He (blue), and BARYONS+SF+WINDS, which includes star formation and strong galactic winds (black). The prescription used for the star formation processes is labelled as “quick Ly α ” from Viel et al. (2004). We show two different redshifts: $z = 1.4$ and $z = 0$.

redshift. It can be seen in fig. (5) that the inclusion of baryonic processes can have a very significant scale and redshift dependent effect on the suppression signal of WDM. It seems likely that some baryonic processes become more efficient in a collapsing over-density field that has been smoothed. Because the baryonic processes affect the power on small scales, this can erase the suppression from WDM, which is relevant on similar scales (see also Gao & Theuns 2007).

It has also recently been reported by the authors of the OWLS simulations (van Daalen et al. 2011; Semboloni et al. 2011, etc.) that the effects of baryonic processes, in particular the feedback from active galactic nuclei (AGN) can become dominant on scales that are significant to cosmology. This is certainly an important issue to consider in the future in order to realistically model the non-linear matter power.

2.3.2 The WDM Halo Model

It is interesting to note that even in the standard CDM scenario with WIMPy DM particles there exists a minimum free-streaming halo mass which is very low. Green et al. (2005); Hofmann et al. (2001); Schneider et al. (2013b) find such CDM minimum haloes have masses of $M \sim 10^{-6} M_{\odot}$. In WDM models, this minimum mass is significantly larger. We explore this and other side effects of the primordial free-streaming of WDM on the properties and distribution of DM haloes in this section with reference to mostly the work of Markovič et al. (2011); Smith & Markovič (2011); Schneider et al. (2012) and less so that of Cooray et al. (2000); Cooray & Sheth (2002); Abazajian et al.

(2005); Zavala et al. (2009); Dunstan et al. (2011); Lovell et al. (2012); Pacucci et al. (2013). We do not discuss the work of Angulo et al. (2013); Schneider et al. (2013b) here in detail, but it is worth noting that they also modified the halo mass function such that it works well in fitting the results of N-body simulations.

The halo model of large scale structure offers a tool to quantify the non-linear structure growth. It is based on the spherical collapse model, where the over-densities of the matter density field collapse as spherically symmetric objects. In the most rudimentary form, the halo model assumes that all matter can be found within DM haloes, which merge into larger and larger haloes with time (i.e. “bottom-up”), stopping only around the present time, when further non-linear collapse is halted by the emergence of the Dark Energy component⁷.

The halo model assumes that halo positions are sampled from the linear theory matter distribution. As a result, there are two main contributions to the non-linear matter power spectrum. Firstly, the two-halo term, $P^{2h}(k)$, which dominates on large scales, encodes the correlation between different haloes and is equal to the linear matter power spectrum on large scales, P^{lin} . Secondly, the one-halo term, $P^{1h}(k)$, refers to the correlations within a halo and therefore depends mostly on the Fourier transform of the density profile of the halo, $\tilde{\rho}(k, M, z)$. Both terms depend on the number of haloes as a function of halo mass, dn/dM , which can be found to a reasonable approximation using analytic arguments

⁷In Λ CDM, this would have happened $\sim 5 \times 10^9$ years ago.

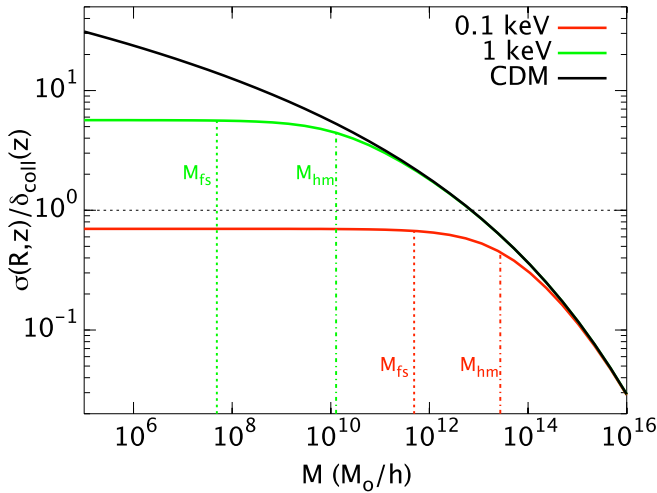


Figure 6. The root-mean-square density fluctuation for CDM (top, solid line), 0.1 keV WDM (bottom) and 0.25 keV (middle). The $\sigma(M)$ flattens off for the smallest halo masses in the WDM model, as one would expect for any smoothed field. The dotted black line indicates the critical over-density for spherical collapse.

or more usually measured from numerical simulations. The total non-linear matter power spectrum from the halo model is a sum of the two terms:

$$P_{\text{nl}}^{\text{1h}}(k, z) = \frac{1}{(2\pi)^3} \int dM \frac{dn}{dM} \left[\frac{\tilde{\rho}(k, M, z)}{\rho_{\text{m},0}} \right]^2, \quad (15)$$

$$P_{\text{nl}}^{\text{2h}}(k, z) = P^{\text{lin}}(k, z) \left[\int dM \frac{dn}{dM} b(M, z) \frac{\tilde{\rho}(k, M, z)}{\rho_{\text{m},0}} \right]^2 \quad (16)$$

Attempts have been made by [Smith & Markovič \(2011\)](#); [Schneider et al. \(2012\)](#); [Dunstan et al. \(2011\)](#) to extend the halo model to WDM scenarios by modifying its ingredients. They use the WDM linear power spectrum to calculate a new mass function using the [Sheth & Tormen \(1999\)](#) prescription. They make the conservative assumption that the halo profiles are unchanged relative to CDM. It is in the one-halo term of the power spectrum that the effects of free-streaming of WDM are seen most strongly. This is because of the difference in the root-mean-square fluctuation, $\sigma(R)$, which becomes suppressed at small R in a WDM universe. This effect is shown in [fig. \(6\)](#) for two rather extreme WDM models, with very low particle masses. We plot this to show that for very low-mass DM particles (this is effectively HDM), the over-density field variance never reaches the necessary value for spherical collapse. This results in an extreme suppression of the formation of structure, ruling out the domination of the DM density by HDM.

We explore the effect of WDM on the mass functions in [fig. \(7\)](#). As expected, the number density for the smallest haloes is reduced in the case of WDM. This is shown most visibly in the left panel of [fig. \(7\)](#). This is useful for comparison to the general assumption of the

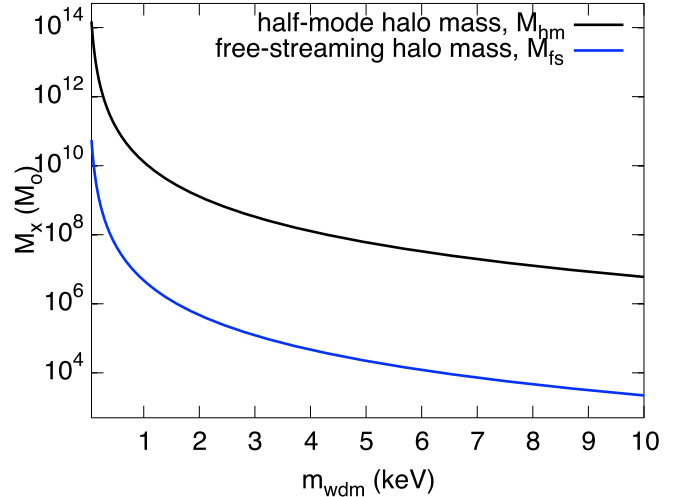


Figure 8. This figure compares the halo mass that corresponds to the ratio between WDM and CDM mass functions falling to a half, called the half-mode mass, M_{hm} , and the free-streaming halo mass for WDM particles with masses m_w , M_{fs} .

absence of haloes below the free-streaming halo mass, defined in [eq. \(11\)](#) ([Avila-Reese et al. 2001](#)). The definition of the free-streaming mass is somewhat arbitrary, because it does not really correspond to a physical halo, since it does not include the density contrast parameter, Δ (as it does in [Sommer-Larsen & Dolgov 2001](#)). For this reason [Schneider et al. \(2012\)](#) proposed to define instead the half-mode halo mass, which denotes the halo mass at which the mass functions become suppressed by a factor of 1/2:

$$\lambda_{\text{hm}} = 2\pi\alpha \left(2^{\nu/5} - 1 \right) \quad \text{and} \\ M_{\text{hm}} = \frac{4\pi\bar{\rho}}{3} \left(\frac{\lambda_{\text{hm}}}{2} \right)^3, \quad (17)$$

where α comes from [eq. \(8\)](#).

[Schneider et al. \(2012\)](#) examined the halo model in comparison to N-body simulations. They rescaled the halo masses with respect to the half-mode mass, $M_{\text{hm}} \approx 2.7 \times 10^3 M_{\text{fs}}$, rather than the free-streaming mass as above. They find the simple fitting formula:

$$\frac{d\tilde{n}_w}{dn_w} = \left(1 + \frac{M}{M_{\text{hm}}} \right)^{-\alpha}, \quad (18)$$

to match their simulation results well without the need to apply an artificial step function. The single fitting parameter, $\alpha = 0.6$ was able to match the simulations with less than 5% root-mean-square error. [Dunstan et al. \(2011\)](#) find very similar results. In [fig. \(8\)](#), we plot the eight-times free-streaming mass against the WDM particle mass, m_w as well as the half-mode mass.

This modification was motivated by the simulated mass function declining much more steeply than the [Sheth & Tormen \(1999\)](#) already seen by [Zavala et al.](#)

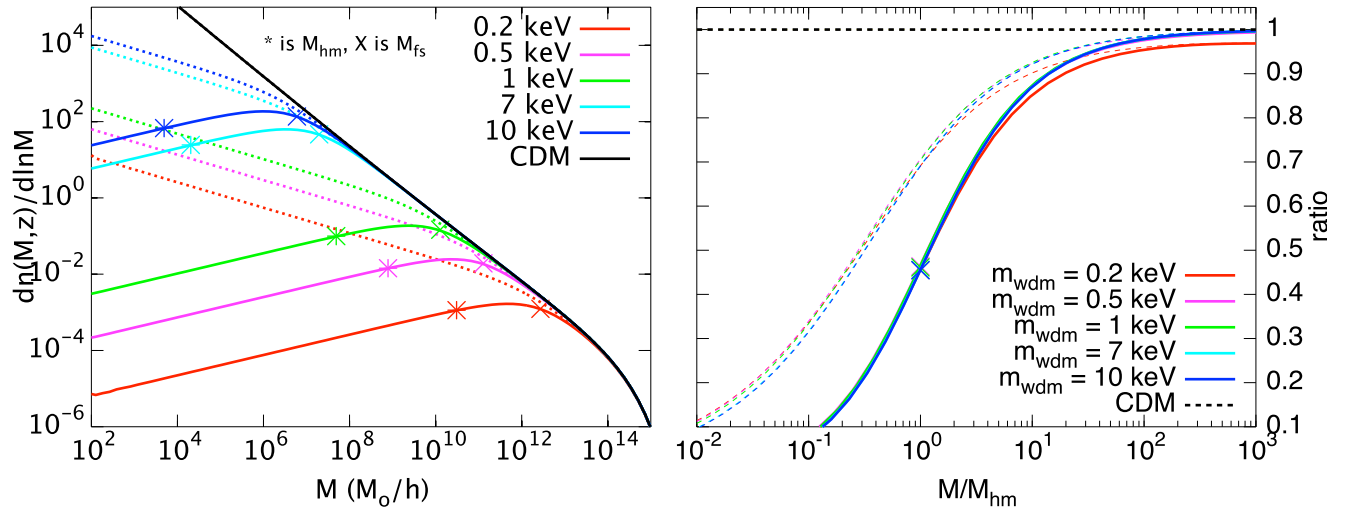


Figure 7. On the left we plot the mass functions from Sheth & Tormen (1999) (dotted) vs. Schneider et al. (2012) fit to simulations (solid). On the right we show the re-scaled ratios of these mass functions by the half-mode halo mass, M_{hm} . The half-mode and the free-streaming halo masses are plotted with asterisks and crosses, respectively.

(2009). This suggests that Sheth & Tormen (1999) prescription underestimates the effect of WDM on the mass functions. On the other hand, there could be unforeseen resolution effects coming from the simulations. However this is unlikely, since there are usually spurious haloes *created* in WDM simulations, which for the Zavala et al. (2009) simulations increases the mass function $M \lesssim 10^9 M_{\odot}$.

Interestingly, Schneider et al. (2012) also suggest a re-scaling of the concentration parameter to suit the simulation results better. We also plot the NFW (Navarro et al. 1997) halo density profiles calculated using the new WDM concentration parameter (Seljak 2000) rescaling in fig. (9)

Unfortunately, the modifications to the halo model do not seem to adequately describe the evolution of the WDM suppression with redshift. For this reason it is still the Viel et al. (2012) fitting function for the $P_{\text{w}}^{\text{nl}}(k)$ that best fits the results from the above-mentioned simulations. We plot the ratios of the WDM vs. CDM non-linear matter power spectra in fig. (10).

Very recently however, Benson et al. (2012); Schneider et al. (2013b) proposed that the mass functions should be calculated with the standard Sheth & Tormen (1999) prescription, but using a sharp-k filter to find the $\sigma(R)$ instead of the real-space top-hat. This seems to describe the redshift evolution of the WDM suppression better. On the other hand, Pacucci et al. (2013) propose to raise the collapse threshold to emulate the difficulty of collapse in the WDM scenario and calculate the mass functions at high redshift.

3 Present & Future Constraints

Using the methods described above, one can model the structure in the universe and compare the resulting power spectra to observations. In this section we will review the constraints that are obtained and could be obtained from the two most powerful small scale observables: the Ly α forest and weak lensing.

3.1 The Lyman- α Forest

The Ly α forest, the absorption induced by intervening neutral hydrogen along the line-of-sight to a distant quasar, is a powerful cosmological tool ideally suited to probe the clustering of matter over a range of scales from below the Mpc to hundreds of Mpc and from $z = 2$ up to $z = 6$ (for a review see Meiksin 2009). The idea behind the cosmological applications of the Ly α forest is to relate flux fluctuations:

$$\delta_{\text{F}} = \frac{F - \langle F \rangle}{\langle F \rangle}, \quad (19)$$

to matter fluctuations. This can be done in several ways and the simplest is to make use of the so-called Fluctuating Gunn-Peterson approximation⁸:

$$\tau_{\text{GP}} = \frac{\pi e^2}{m_e c} f_{\alpha} \lambda_{\alpha} H^{-1}(z) n_{\text{HI}} \quad (20)$$

with n_{HI} being the neutral hydrogen density, that relates the optical depth to the underlying density of neutral hydrogen, f_{α} being the oscillator strength and

⁸This approximation neglects non-linearities induced by the fact that the signal is in redshift space.

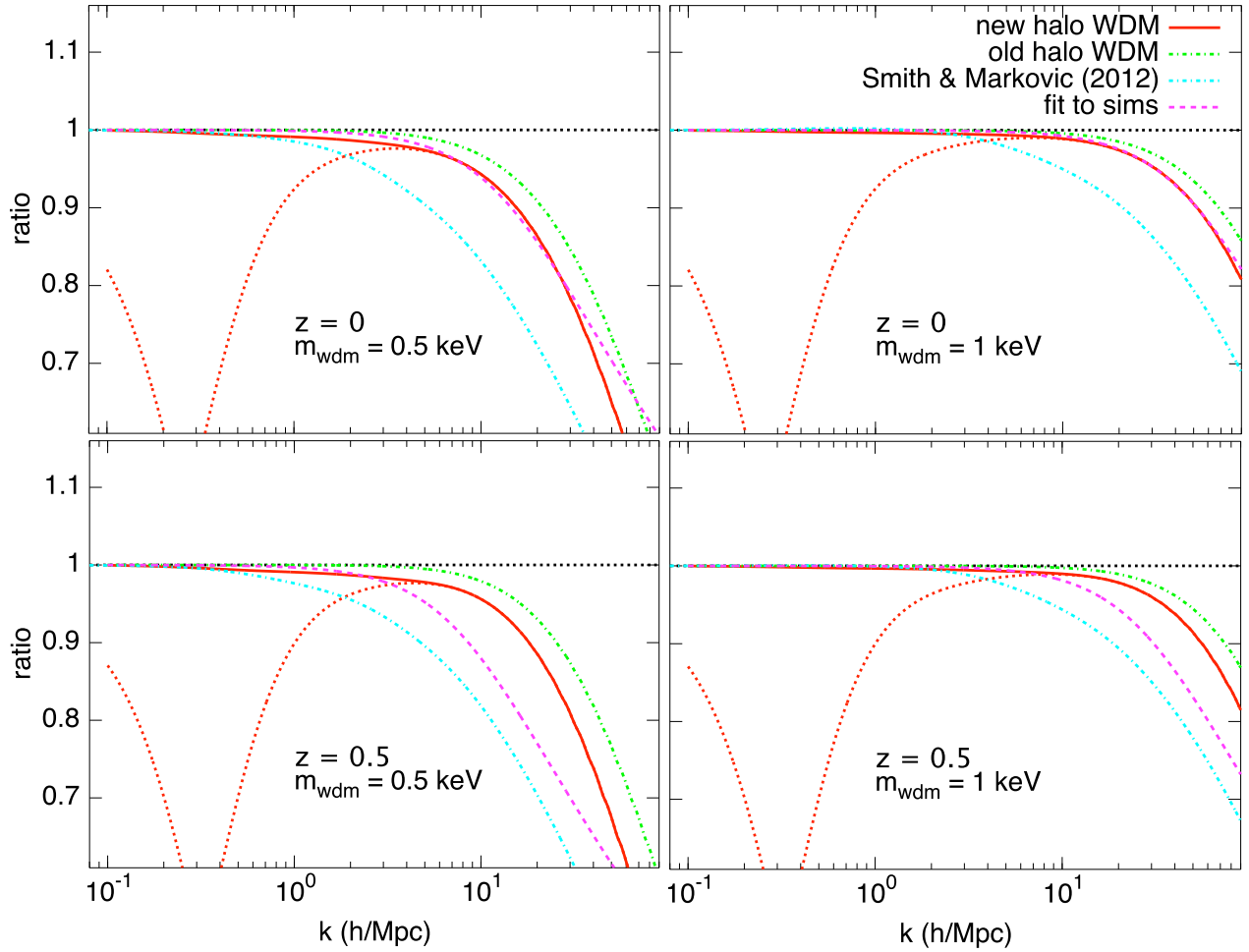


Figure 10. Ratios of non-linear matter power spectra in the different models, $P_w^{\text{nl}}(k)/P_c^{\text{nl}}(k)$ for 500 eV and 1 keV WDM particles at $z = 0$ on top and $z = 0.5$ at the bottom. The dotted red lines show the $P^{2\text{h}}(k)$ and $P^{1\text{h}}(k)$ dominating at small and large k , respectively. The red solid lines show the halo model modified like in Schneider et al. (2012). The cyan dash-dotted line shows the older modification of the halo model by Smith & Marković (2011). The green dash-dotted line is the simplest version of the halo model with standard Sheth & Tormen (1999) mass functions.

$\lambda_\alpha = 1215.67 \text{ \AA}$ being the Ly α absorption wavelength. The assumption that the gas producing the absorption is in photoionisation equilibrium implies that $n_{\text{HI}} \propto \rho^2 T^{-0.7} / \Gamma$, where Γ is the photoionisation rate. Furthermore, if one assumes that the gas temperature scales as $T = T_0(\rho / \langle \rho \rangle)^\gamma$, which is set by the balance between photo-heating and adiabatic cooling due to the expansion of the universe and has been found to be a good approximation of the gas thermal state at low-densities, one obtains (see Viel et al. 2002):

$$\tau \propto A(z) \left(\frac{\rho}{\langle \rho \rangle} \right)^\beta \quad \text{with} \quad \beta = 2 - 0.7\gamma \quad , \quad (21)$$

where the redshift dependent A factor will depend also on cosmological parameters, atomic physics and on the photoionisation rate. The observed quantity is the transmitted flux $F = \exp(-\tau)$ and at first order it can be easily seen that flux fluctuations are related to the

linear density contrast as $\delta_F \propto -A\beta\delta_{\text{lin}}$. Non-linearities in the density fields and those induced by peculiar velocities complicate the picture above and simple analytical insights or semi-analytical models (Bi & Davidsen 1997) must be replaced by more reliable and accurate hydrodynamic simulations of intergalactic medium structures performed either with smoothed-particle hydrodynamics, Eulerian or adaptive mesh refinements codes.

The use of Ly α forest data to probe matter clustering has been pioneered by Croft and co-workers at the end of the nineties: a measurement of the linear matter power spectrum at small scales and high redshift has been presented in Croft et al. (2002), by using high and medium resolution quasar spectra together with the so-called ‘‘effective bias’’ method, $P_F(k) = b_{\text{eff}}^2(k, z) \times P_{\text{lin}}(k)$, that allowed an inversion of the one-dimensional flux power to infer the underlying matter power spectrum. After that, Viel et al. (2004) used a set

Table 1 Summary of the constraints obtained on the mass of a WDM relic by using Ly α forest data. Apart from Narayanan et al. (2000) all the other quoted values are 2σ confidence level obtained in a Bayesian analysis.

Ref.	m_w (keV)	data	Notes
Narayanan et al. (2000)	> 0.75	8 high-res.	not marginalised, N-body only
Viel et al. (2005)	> 0.55	30 UVES spectra	eff.bias, hydro sims.
Seljak et al. (2006b)	> 2.5	~ 3000 SDSS spectra	approx. hydrod., full likelihood expl.
Viel et al. (2006)	> 2	~ 3000 SDSS spectra	full hydro, approx. likelihood expl.
Viel et al. (2008)	> 4.5	~ 3000 SDSS, ~ 60 Keck sp.	full hydro, approx. likelihood expl.
Viel et al. (2013a)	> 3.3	28 high- z MIKE + HIRES sp.	full hydro, good likelihood expl.

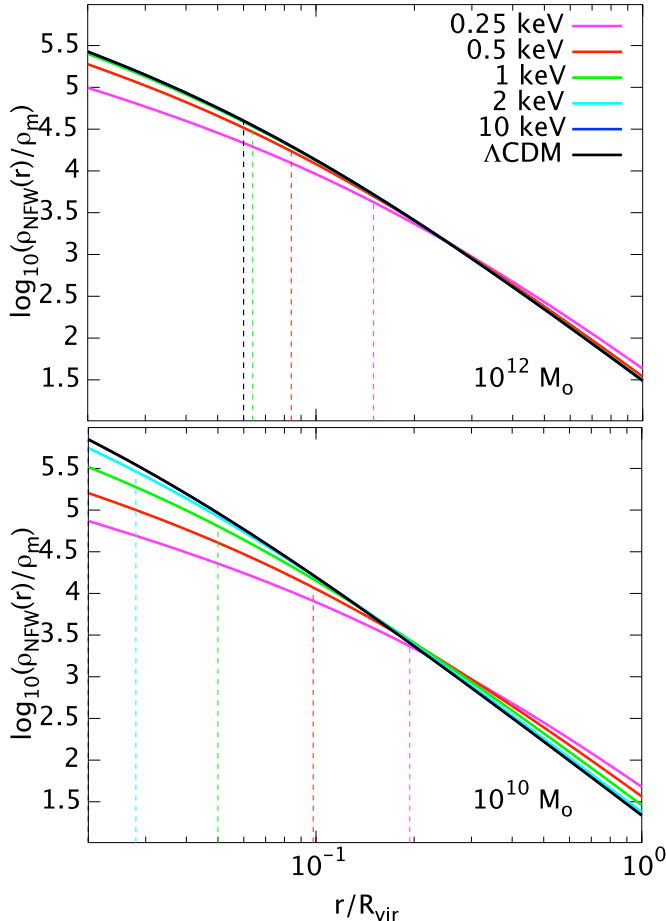


Figure 9. NFW (Navarro et al. 1997) halo density profiles for two different halo masses (10^{10} and $10^{12} M_{\odot}$) calculated with the re-scaled concentration parameter from Schneider et al. (2012) for WDM models with $m_w \in \{0.25, 0.5, 1.0, 2.0, 10.0\}$ keV. The dashed vertical lines correspond to the free-streaming lengths in the different WDM models, rescaled by the virial radius of the halo.

of about 30 high-resolution high signal-to-noise quasar spectra taken with the UVES/VLT spectrograph and a suite of full hydrodynamic simulation, that explored several thermal histories, to derive the matter clustering at $z \sim 2.1$ and $z \sim 2.7$. These data have been combined in a series of paper with WMAP data in order

to probe the long-lever arm of the matter power spectrum and get constraints on the running of the spectral index and inflationary parameters (Viel et al. 2006). A new era in the Ly α forest field has entered with the advent of the SDSS survey that has allowed to obtain the 1D flux power spectrum from a set of 3000 low-resolution quasars in the range $z = 2.2 - 4.2$ over two decades of wavenumbers (McDonald et al. 2005) and to infer the linear matter power spectrum amplitude, slope and curvature at $z = 3$ and at a comoving scale of about ~ 8 Mpc/h with unprecedented precision (McDonald et al. 2005), by means of approximate hydro simulations. Again the SDSS data have been combined with other large scale structure probes to get very tight constraints in terms of neutrino mass fractions and cosmological parameters like running of the spectral index and inflation (Seljak et al. 2006b). More recently, BOSS/SDSS-III has measured the 3D clustering of the flux by exploiting the signal in the transverse direction from a set of 50000 quasar spectra: this new data set has allowed to measure at high significance the presence of BAO (Baryonic Acoustic Oscillations) at $z \sim 2.2$ (Busca et al. 2013; Slosar et al. 2013) and a new measurement of the 1D flux power has also been recently provided (Palanque-Desabrouille et al. 2013).

Ly α forest data are currently providing the tightest constraints in terms of WDM properties and there are two main reasons for this. First of all, the one-dimensional power spectrum is a projection of the 3D one and contains information down to very small scales:

$$P_{1D,F} = \frac{1}{2\pi} \int_k^{\infty} P_{3D,F}(y) y dy \quad (22)$$

and thereby is sensitive to the cutoff induced by WDM. Secondly, Ly α forest data span high redshift where the WDM cutoff in terms of matter power is more pronounced and much closer to the linear behaviour (see sec. 2), in fact the Ly α forest flux power is particularly sensitive at environments around the mean density, closer to the linear regime and this is especially true at high redshift, due to the strong evolution of the mean flux level. There is also another reason that plays an important albeit minor role: the thermal broadening depends on the temperature, which becomes colder at

high redshift, and is a fixed number in velocity space while the free-streaming length scales as $\sqrt{1+z}$, making the thermal contribution to a possible WDM cut-off less prominent at high redshift.

In [tab. \(1\)](#) we present a summary of the constraints, in terms of the mass of a thermal relic, that have been obtained by using Ly α forest data.

The first constraint was obtained by [Narayanan et al. \(2000\)](#): by using N-body simulations only and a set of eight high resolution spectra, the authors looked also at the flux probability distribution function and not only at the flux power and obtain a lower limit of 0.75 keV. The main limitations of this work were due to the fact that no hydro simulations were used and a proper marginalisation over nuisance parameters was not done. [Viel et al. \(2005\)](#) used instead the effective bias method of [Croft et al. \(2002\)](#) and a set of full hydro simulations to explore the bias in WDM scenarios using high-resolution UVES spectra at $z = 2.1, 2.7$. In this case, the authors found a 2σ lower limit of 0.55 keV for a thermal relic and the nuisance parameters were accounted for (and marginalised over) by allowing an extra normalisation error on the data. In this paper the authors also quote a 2σ lower limit of 2 keV for a sterile neutrino in the so-called Dodelson-Widrow scenario ([Dodelson & Widrow 1994](#)) and an upper limit for a gravitino of 16 eV 2σ C.L. in a model for which this particle is not the total amount of DM. Subsequently, [Seljak et al. \(2006a\)](#) exploited the unique capabilities of the SDSS flux power spectrum of [McDonald et al. \(2005\)](#) (about 3000 low-resolution low signal-to-noise QSO spectra spanning the redshift range $z = 2.2 - 4.2$) and showed that the constraints derived from this data set were much tighter due to the wide redshift range probed that allowed to break the degeneracies between cosmological and thermal/nuisance parameters. They obtained a limit of $m_w > 2.5(14)$ keV for a thermal relic (sterile neutrino) at the 2σ C.L. The analysis made was based on a set of approximate hydro simulations that however explored fully the multi-dimensional likelihood space. The numbers derived above found confirmation in an independent analysis of the SDSS data made by [Viel et al. \(2006\)](#) in which a suite of full hydro-dynamical simulations were used at the expenses of a relative poor scanning of the multi-dimensional likelihood space obtained with a Taylor expansion of the flux power. In this work, the limits found were: $m_w > 2(10)$ keV for a thermal relic (sterile neutrino) at the 2σ C.L., in good agreement with the analysis of [Seljak et al. \(2006a\)](#).

After this [Viel et al. \(2008\)](#), explored the very high redshift regime by using 55 high resolution Keck spectra at $z = 2 - 6.4$ and obtained the limits $m_w > 1.2(5.6)$ keV for a thermal relic (sterile neutrino) at the 2σ C.L. However, these limits greatly improved by adding the SDSS data that allowed to break the degeneracies between thermal and WDM cut-offs. A colder

(hotter) IGM will result in an increase (suppression) of the flux power due to the thermal broadening of the lines, which is different: this “thermal” effect could either erase or boost the WDM induced suppression. The advantage of having a wide redshift range allows to appreciate the different redshift evolution of the WDM and thermal cut-offs and to lift or break their mutual degeneracies. Thanks to their constraining power, these data allowed to obtain $m_w > 4.5(28)$ keV for a thermal relic (sterile neutrino) at the 2σ C.L. In this analysis a second order Taylor expansion of the flux was used, but again the parameter space was not explored fully and large numerical corrections were made to the flux power in the highest redshift bins.

In [Viel et al. \(2013a\)](#) these numbers have been revised by using a very comprehensive grid of hydro simulations that embrace a conservative range of different thermal history. At these high redshift it is also likely that galactic feedback and astrophysical effects have a much weaker impact in terms of flux power ([Viel et al. 2013b](#)). In this case the marginalisation over nuisance parameters has been made fully in the most relevant parameter space and hydro simulations at higher resolutions have been employed. The data used were the highest redshift Keck spectra complemented by an equal number of MIKE (Magellan spectrograph) at poorer resolution. The flux power spectrum has been measured at $z = 4.2, 4.6, 5, 5.4$ down to the scales of $k \sim 0.1$ s/km, roughly corresponding to (very non-linear) scales $\lambda = 50 h^{-1}$ Mpc. The final results, that also allow for a conservative extra error on the data side of about 30% and is not sensitive to continuum fitting uncertainties, give $m_w > 3.3$ keV for a thermal relic at the 2σ C.L., after having marginalised over nuisance, ultra-violet fluctuations, instrumental resolution, noise of the spectrograph. From this data set and analysis the authors concluded that thermal relics of masses 1 keV, 2 keV and 2.5 keV are disfavoured by the data at about the 9σ , 4σ and 3σ C.L., respectively. WDM models where there is a suppression in the linear matter power spectrum at (non-linear) scales corresponding to $k = 10 h\text{Mpc}^{-1}$ which deviates more than 10% from a Λ CDM model are disfavoured by the data. Given this limit, the corresponding “free-streaming mass” below which the mass function may be suppressed is $\sim 2 \times 10^8 h^{-1} M_\odot$. There appears thus to be very little room for a contribution of the free-streaming of WDM to the solution of what has been termed the small-scale crisis of CDM.

These models have been refined further by accounting for the case of a mixed C+WDM model in ([Boyarisky et al. 2009a](#)), where an analysis of the SDSS and UVES data was presented. In this work the main results were expressed in terms of a non-resonantly produced sterile neutrino and give $m_{\text{NRP}} > 8$ keV (frequentist 99.7% confidence limit) or $m_{\text{NRP}} > 12.1$ keV (Bayesian 95%

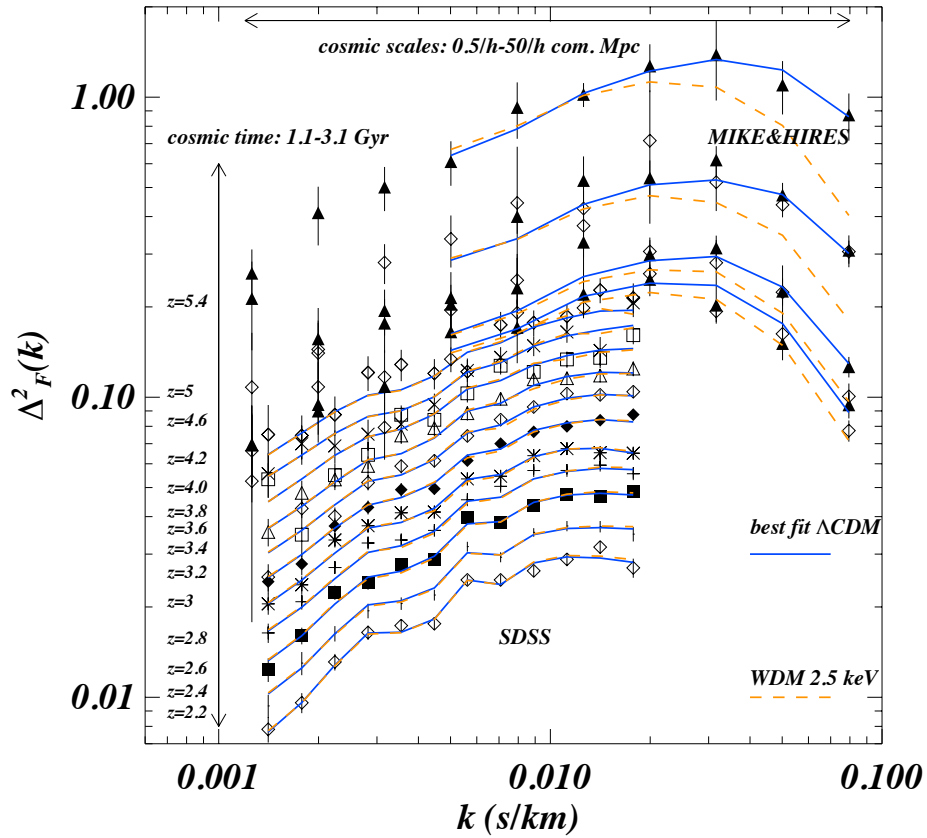


Figure 11. One-dimensional flux power spectrum in dimensionless units ($\Delta^2(k) = P_F(k) \times k / (2\pi)$) for the SDSS (McDonald et al. 2005) and MIKE+HIRES (Viel et al. 2013a) data sets. These data points span $z = 2.2 - 5.4$, a period of about 2 Gyrs and about two decades in wavenumber space. The best fit Λ CDM model is shown as the blue line, while the orange dashed curves are for a WDM model with a $m_w = 2.5$ keV which is excluded by the data at very high significance (note that in this case the other parameters have been kept to their best fit values and only m_w is changed).

credible interval) in a pure WDM model. For the mixed model, they obtained limits on the mass as a function of the WDM fraction (percentage) to be smaller than 60% for any value of the WDM particle mass (frequentist 99.7% confidence limit); while the Bayesian joint probability allows any value of the mass (for $m_{\text{NRP}} > 5$ keV) at the 95% confidence level, provided that the fraction of WDM is below 35%, for any value of the WDM particle mass. This limit can be roughly translated into a thermal relic mass and implies that fractions of WDM below 35% can be accommodated only for masses above $m_w > 1.1$ keV.

In Boyarsky et al. (2009b) a mechanism of resonantly produced sterile neutrino, that occurs in the framework of the ν MSM (the extension of the Standard Model with three right-handed neutrinos), is analysed. Here it was shown that their cosmological signature can be approximated by that of mixed C+WDM and for each mass greater than or equal to 2 keV, there exists at least one model of sterile neutrino accounting for the totality of dark matter, and consistent with Ly α and other cosmological data. However, the transfer function for such

candidates is quite different from the one of the thermal relic and no direct comparison with thermal masses can be made.

These lower limits seem to be conflicting with the upper limits obtained on the masses of such particles coming from the observations of the cosmic X-ray background and are: $m_{s\nu} < 1.8$ keV at 95% confidence (Boyarsky et al. 2006). In fact, in addition to the dominant decay mode into three active neutrinos, the light sterile neutrino can decay into an active one and a photon with the energy $E_s = m_s/2$. Thus, there exists a possibility of direct detection of neutrino decay emission line from the sources with big concentration of DM, e.g. from the galaxy clusters (Abazajian et al. 2001). Similarly, the signal from radiative sterile neutrino decays accumulated over the history of the Universe could be seen as a feature in the diffuse extragalactic background light spectrum. However, the constraints above assume a very simple model for sterile neutrino production and can be circumvented by considering other models (Boyarsky et al. 2009a).

Overall, Ly α offers a unique probe of the matter power spectrum down to very small scales and the tightest constraints in terms of CDM coldness. The most recent constraint $m_w > 3.3$ keV is suggesting that the cosmic web as probed by the Ly α forest data is quite cold and the values of WDM masses (0.5 – 1.5 keV) that are typically used in order to solve the missing satellite, the cusp-core and the “too-big-to-fail” problems for the dynamical properties of the most massive dwarf galaxies at low redshift are in strong tension with the limits above.

3.2 Cosmic Weak Lensing

In order to complement the Ly α constraints on the thermalised DM particle mass, we could look at the cosmological data of sources seen at different redshifts (tomography). An example of such a probe is *gravitational lensing*, being also the only probe that does not rely on making assumptions about the coupling between dark and luminous objects in that it probes directly the total gravitational potential.

In particular, the *weak gravitational lensing* induced in the background distribution of distant galaxy images is known as *cosmic shear* and is only detectable statistically. Cosmic shear is the weak lensing signal that is induced by the 3-dimensional distribution of mass in the universe. We wish to describe in this section how to theoretically calculate the weak lensing angular power spectrum, given a 3D DM power spectrum found in the previous sections (see also Bartelmann & Schneider 2001). We would like to consider theoretical weak lensing power spectra similar to those that could be obtained by future surveys like Euclid (Amendola et al. 2012; Refregier et al. 2010) and present the effect of small scale WDM induced suppression. This will be useful for making predictions for constraints and measurements as done in Markovič et al. (2011); Smith & Markovič (2011); Viel et al. (2012).

An approximate shear power spectrum can be calculated from the halo model (Cooray et al. 2000) and is made up of two terms, analogously to eq. (15), the one-halo (or Poisson) term and the two-halo (or correlation) term where in order to project the matter power spectrum to 2D, the small angle (Limber 1953; LoVerde & Afshordi 2008) approximation must be made.

Markovič et al. (2011); Smith & Markovič (2011); Viel et al. (2012) considered how to measure the WDM particle mass using observations of cosmic shear power spectra. From an observer’s point of view, the image of each galaxy is distorted by gravitational lensing effects of all intervening matter. Therefore the cosmic shear power spectra are closely related to the matter power spectrum integrated over redshift. Future surveys are expected to use broadband photometry to estimate the redshifts of the observed galaxies. This should allow

shear power spectra to be calculated different redshifts, and also allow cross power spectra between redshifts (see Csabai et al. 2003, for a review).

The above-mentioned halo model approach assumes all sources at the same redshift for simplicity, however we can expand the calculations to have a source redshift distribution and divide the source galaxies into redshift determined tomographic bins. We may consider a cosmic shear survey which has a number of galaxies per unit redshift (Smail et al. 1994):

$$n(z) = z^\alpha e^{-(z/z_0)^\beta} \quad . \quad (23)$$

The lensing power spectra are related to the 3D non-linear matter power spectra via:

$$C_{ij}(l) = \int_0^{\chi_H} d\chi_1 W_i(\chi_1) W_j(\chi_1) \chi_1^{-2} P_{nl} \left(k = \frac{l}{\chi_1}, \chi_1 \right) \quad , \quad (24)$$

where $\chi_1(z_1)$ is the comoving distance to the lens at redshift z_1 and W_i is the lensing weight in the tomographic bin i :

$$W_i(z_1) = \rho_{m,0} \int_{z_1}^{z_{\max}} \left[\frac{n_i(z_s)}{\Sigma_{\text{crit}}(z_1, z_s)} \right] dz_s \quad , \quad (25)$$

where

$$\Sigma_{\text{crit}}(z_1, z_s) = \frac{c^2}{4\pi G} \frac{\chi_s}{\chi_{ls}\chi_1} \frac{1}{(1+z_1)} \quad , \quad (26)$$

and the subscripts s, l and ls denote the distance to the source, the distance to the lens and the distance between the lens and source, respectively.

In order to assess detectability of WDM by future weak lensing surveys, the works above calculate predicted error bars on the weak lensing power spectrum using the covariance matrix formalism (Takada & Jain 2004) and assuming errors for a future realistic weak lensing survey with 8 redshift bins in the range $z = 0.5 - 2.0$ (see fig. 12). They additionally consider models of non-linear WDM structure to calculate the weak lensing power spectra. They find that for a survey like Euclid it seems to be sufficient to model the non-linearities using the HALOFIT prescription of Smith et al. (2003). The limits they predict for the WDM particle mass are at the same order of magnitude as those obtained from Ly α data (sec 3.1) and therefore, they hold the potential to confirm the exclusion of $m_w \lesssim 2$ keV. In tab. (2) we quote the actual predictions made. We note that a combination of Ly α and weak lensing can also be very promising in constraining the small scale clustering of matter as done in Lesgourgues et al. (2007) for a standard cold dark matter scenario.

4 Conclusions

This review has focussed on different approaches for modelling the non-linear structures in our universe in

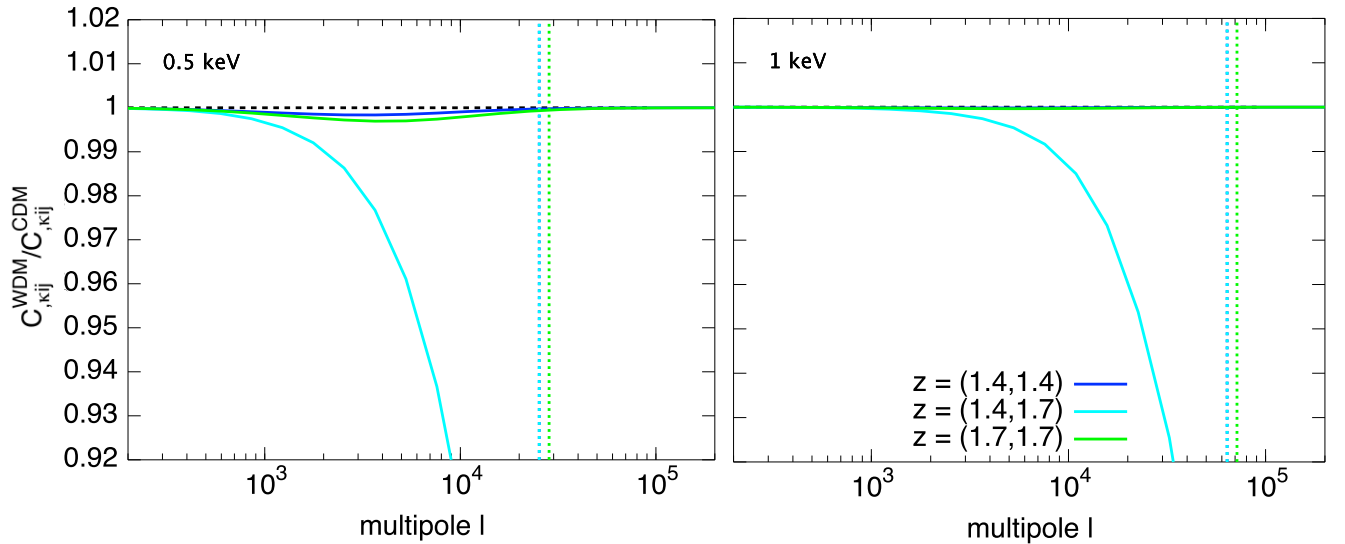


Figure 12. We plot the ratios between the weak lensing power spectra obtained from a Euclid-type survey. We plot the ratios of the cross-spectra of two tomographic bins, where we have used the Viel et al. (2012) fit for the WDM power spectrum from simulations for two different WDM models. The solid lines are the cross- and auto-correlation lensing power spectra. The dotted lines correspond approximately the l_{fs} , i.e. the multipole value corresponding to the free-streaming scale, k_{fs} at the redshift or the bin (or the closer bin in the case of cross-spectra).

Table 2 Summary of the forecasts for the Euclid survey for constraining m_w . The lower limits are quoted to 68% confidence, the fiducial model has been chosen as CDM (i.e. $m_w \rightarrow \infty$).

Ref.	m_w (keV)	model	Notes
Markovič et al. (2011)	> 2.5	unmodified HALOFIT	forecast: Euclid + Planck
Smith & Markovič (2011)	> 2.6	<i>ad hoc</i> WDM halo model	forecast: Euclid + Planck

the Λ WDM model and on the possibilities of constraining such a scenario with two particular sets of data: Ly α forest and cosmic shear. We have made a simple choice for the WDM particle: a thermal relic with a \sim keV mass, a mass that had been proposed in the past to solve the so-called small scale crisis of the standard Λ CDM cosmology.

We have decided to rely on a number of assumptions.

Firstly, in the modelling of non-linear structure, we have neglected the contributions of baryonic processes (although they have been discussed) to the shape of the potential wells of haloes. We have also focussed more on the clustering of dark matter and less so on the profiles and substructures of individual dark matter objects.

Secondly, in types of observations we concentrated on Ly α forest and gravitational lensing and have not discussed for example other promising observables like the 21cm line (see Sitwell et al. 2013) or the small-scale clustering of galaxies.

Thirdly, we drastically narrowed down the range of possible particle models of DM, allowing only for the particle mass (and therefore temperature) to vary, neglecting non-neutrino-like interactions and particle properties. We have made these choices in order to sim-

plify the analysis. Any possibilities that were neglected here were omitted for reasons of practicality rather than plausibility or usefulness.

In summary, in order to describe a WDM regime, it is crucial to model the non-linearities in the matter power spectrum: thus, we have quoted the results of N-body numerical simulations and described the modifications to the existing halo model. In particular, we have reported on simulations that resulted in a new WDM transfer function for the non-linear power. This fitting function is useful for calculating theoretical WDM power spectra and comparing them to large scale structure data. We have also touched upon the subject of baryonic physics, modelled by hydro-dynamical simulations. Even though such numerical prescriptions are yet uncertain, it is clear that before a measurement or constraint on the WDM mass is made, one must correctly model baryonic effects.

A possibility to disentangle cosmological and astrophysical effects and to break this degeneracy, could be to look at their potentially different redshift evolution. Whereas the WDM suppression increases with increasing redshift, the effect of baryons may have an entirely different signature. This would be important to model

using numerical methods, but it would be a large undertaking as it would require extensive computational resources.

Another powerful tool for understanding and interpreting the large scale structure is offered by the halo model. The halo model has now been modified and calibrated against N-body simulations such that it is appropriate to use in the Λ WDM cosmology to predict the statistics of the large scale structure. The new “warm” halo model can be useful for a comparison with future galaxy surveys, where in order to compare the galaxy distribution measured from observations, one must populate the theoretical dark matter density field with galaxies. This WDM halo model has been developed with a rather physical motivation by [Lesgourgues & Tram \(2011\)](#) constructing the density field from dark matter haloes that host galaxies. We have not discussed the clustering of galaxies explicitly, because competitive constraints should come only from small scales where the interpretation is not trivial and should rely on halo occupation distribution models. Therefore we have found it sufficient and more promising in terms of future detectability to focus on weak lensing.

We have also shown the [Schneider et al. \(2012\)](#) rescaling of the mass functions with respect to the “half-mode mass” and found that this resulted in power spectra that matched the N-body simulations well. However, the lack of a prescription for how this rescaling varies with redshift, makes it more difficult to use in comparing models to data. It is likely that other prescription for the mass function (e.g. [Angulo et al. 2013](#); [Pacucci et al. 2013](#); [Schneider et al. 2013b](#)) will be more appropriate. Also for this reason, the fitting function to the final power spectra found by [Viel et al. \(2012\)](#) describes the redshift evolution of the WDM suppression better.

We have summarised the recent results coming from the Ly α forest data, which still provide the strongest constraints to date, of 3.3 keV at 2σ confidence ([Viel et al. 2013a](#)). We have summarised forecasts for future large scale structure surveys, in particular for the Euclid weak lensing survey. This was done in order to show how the free-streaming of WDM, which smoothes out the sub-0.1 Mpc scales in the linear density field impacts the present day measurements of cosmic shear. These forecasts have indicated that the constraints that could be placed on the m_w parameter, i.e. the “warmth” of DM, from cosmic shear will be comparable, but not stronger, than those coming from Ly α . In other words, because the Ly α forest probes cosmic times in the past that are much closer to the linear regime than today and is a projected measurement of the 3-dimensional density field, it has the most constraining power in measuring the small scale suppression coming from the WDM free-streaming, although the redshift range probed is very different from other observables.

The forecasts for Euclid show that WDM particles with masses of the order of $m_w \sim \text{keV}$ have a large enough impact on the non-linear density field to be detectable. It should be noted that interesting constraints on the coldness of CDM can also be placed by using the properties of individual objects (galaxies, DM haloes, GRBs etc.) and have been presented by many authors. Future and present surveys like, Planck, SDSS and Euclid, SKA, E-ELT will also help in measuring the small scale properties of the large scale structure and place stronger constraints in terms of the mass of the DM particle.

As mentioned above, WDM is not the only model able to alter the Λ CDM cosmology on small scales. It has become clear in the past decade, through the works described in this review, among others, that the present non-excluded models of “standard” WDM are on the limit of detectability and are, because of the increasingly tighter constraints on them, less able to alleviate the small-scale issues of Λ CDM than initially hoped for. As this review was being written, other authors have started to come to the same conclusions (e.g. [Schneider et al. 2013a](#); [Kennedy et al. 2013](#)). Luckily, there remain other types of DM models, alternative to the standard WIMP scenario, for example decaying or self-interacting DM that are also promising and worth to investigate.

5 ACKNOWLEDGEMENTS

We thank the anonymous referee for his/her comments that helped to improve the presentation of the contents of this review. KM and MV would like to thank their colleagues involved in WDM topics that helped collecting the material for this review and in particular Sarah Bridle, Anže Slosar, Marco Baldi, Jochen Weller, Martin Hahnelt, George Becker, James Bolton. KM acknowledges support from project TRR 33 ‘The Dark Universe’. MV is supported by the FP7 ERC Grant “cosmoIGM” GA-257670 and the INFN/PD51 grant.

REFERENCES

- AARSETH S.J. & FALL S.M. (1980). *Cosmological N-body simulations of galaxy merging*. *ApJ*236:pp. 43–57.
- ABAZAJIAN K. (2006). *Linear cosmological structure limits on warm dark matter*. *Phys. Rev. D*73:p. 063513. [arXiv:astro-ph/0512631](#).
- ABAZAJIAN K., FULLER G.M. & TUCKER W.H. (2001). *Direct Detection of Warm Dark Matter in the X-Ray*. *ApJ*562:pp. 593–604. [arXiv:astro-ph/0106002](#).
- ABAZAJIAN K., SWITZER E.R., DODELSON S., HEITMANN K. & HABIB S. (2005). *The nonlinear cosmological matter power spectrum with massive neutrinos. 1. The Halo model*. *Phys. Rev. D*71:p. 043507.

- [arXiv:astro-ph/0411552](#).
- ABELL G.O. (1962). *Systems of Galaxies may be Unstable*. Leaflet of the Astronomical Society of the Pacific 8:p. 335.
- AMENDOLA L. et al. (2012). *Cosmology and fundamental physics with the Euclid satellite*. ArXiv e-prints [arXiv:1206.1225](#).
- ANGULO R.E., HAHN O. & ABEL T. (2013). *The Warm DM halo mass function below the cut-off scale*. ArXiv e-prints [arXiv:1304.2406](#).
- APPEL A. (1985). *An efficient program for many-body simulation*. SIAM Journal on Scientific and Statistical Computing 6(1):pp. 85–103.
- ASAKA T., BLANCHET S. & SHAPOSHNIKOV M. (2005). *The nuMSM, dark matter and neutrino masses*. Phys.Lett. B631:pp. 151–156. [arXiv:hep-ph/0503065](#).
- AVILA-REESE V., COLIN P., VALENZUELA O., D’ONGHIA E. & FIRMANI C. (2001). *Formation and structure of halos in a warm dark matter cosmology*. ApJ559:pp. 516–530. [arXiv:astro-ph/0010525](#).
- BAGLA J. & RAY S. (2003). *Performance characteristics of TreePM codes*. New A8:pp. 665–677. [arXiv:astro-ph/0212129](#).
- BARNES J. & HUT P. (1986). *A Hierarchical $O(N \log N)$ Force Calculation Algorithm*. Nature324:pp. 446–449.
- BARTELMANN M. & SCHNEIDER P. (2001). *Weak gravitational lensing*. Phys. Rep.340:pp. 291–472. [arXiv:astro-ph/9912508](#).
- BENITEZ-LLAMBAY A. et al. (2012). *Dwarf Galaxies and the Cosmic Web*. ArXiv e-prints [arXiv:1211.0536](#).
- BENSON A.J. et al. (2012). *Dark Matter Halo Merger Histories Beyond Cold Dark Matter: I - Methods and Application to Warm Dark Matter*. ArXiv e-prints [arXiv:1209.3018](#).
- BI H. & DAVIDSEN A.F. (1997). *Evolution of Structure in the Intergalactic Medium and the Nature of the Ly- α Forest*. ApJ479:p. 523. [arXiv:arXiv:astro-ph/9611062](#).
- BLAS D., LESGOURGUES J. & TRAM T. (2011). *The Cosmic Linear Anisotropy Solving System (CLASS) II: approximation schemes*. J. Cosmology Astropart. Phys.1107:p. 034. [arXiv:1104.2933](#).
- BODE P., OSTRIKER J.P. & TUROK N. (2001). *Halo formation in warm dark matter models*. ApJ556:pp. 93–107. [arXiv:astro-ph/0010389](#).
- BOEHM C., MATHIS H., DEVRIENDT J. & SILK J. (2005). *Non-linear evolution of suppressed dark matter primordial power spectra*. MNRAS360:p. 282.
- BOND J., EFSTATHIOU G. & SILK J. (1980). *Massive Neutrinos and the Large Scale Structure of the Universe*. Phys. Rev. Lett.45:pp. 1980–1984.
- BOND J. & SZALAY A. (1983). *The Collisionless Damping of Density Fluctuations in an Expanding Universe*. ApJ274:pp. 443–468.
- BOND J., SZALAY A. & TURNER M.S. (1982). *Formation of galaxies in a gravitino dominated universe*. Phys. Rev. Lett.48:p. 1636.
- BOYANOVSKY D., DE VEGA H. & SANCHEZ N. (2008a). *Constraints on dark matter particles from theory, galaxy observations and N-body simulations*. Phys. Rev. DD77:p. 043518. [arXiv:0710.5180](#).
- BOYANOVSKY D., DE VEGA H. & SANCHEZ N. (2008b). *The dark matter transfer function: free streaming, particle statistics and memory of gravitational clustering*. Phys. Rev. DD78:p. 063546. [arXiv:0807.0622](#).
- BOYARSKY A., IAKUBOVSKIY D. & RUCHAYSKIY O. (2012). *Next decade of sterile neutrino studies*. Physics of the Dark Universe 1:pp. 136–154. [arXiv:1306.4954](#).
- BOYARSKY A., LESGOURGUES J., RUCHAYSKIY O. & VIEL M. (2009a). *Lyman- α constraints on warm and on warm-plus-cold dark matter models*. J. Cosmology Astropart. Phys.0905:p. 012. [arXiv:0812.0010](#).
- BOYARSKY A., LESGOURGUES J., RUCHAYSKIY O. & VIEL M. (2009b). *Realistic sterile neutrino dark matter with keV mass does not contradict cosmological bounds*. Phys. Rev. Lett.102:p. 201304. [arXiv:0812.3256](#).
- BOYARSKY A., NERONOV A., RUCHAYSKIY O. & SHAPOSHNIKOV M. (2006). *The masses of active neutrinos in the ν MSM from X-ray astronomy*. JETP Lett. 83:pp. 133–135. [arXiv:hep-ph/0601098](#).
- BROOKS A.M., KUHLEN M., ZOLOTOV A. & HOOPER D. (2012). *A Baryonic Solution to the Missing Satellites Problem*. ArXiv e-prints [arXiv:1209.5394](#).
- BRUNS K. & ZINNECKER H. (1983). *A neutrino-dominated universe?* Mitteilungen der Astronomischen Gesellschaft Hamburg 58:pp. 142–145.
- BULLOCK J.S. (2010). *Notes on the Missing Satellites Problem*. ArXiv e-prints [arXiv:1009.4505](#).
- BURBIDGE G.R. & SARGENT W.L.W. (1969). *The Case of the Missing Mass*. Comments on Astrophysics and Space Physics 1:p. 220.
- BUSCA N.G. et al. (2013). *Baryon acoustic oscillations in the Ly α forest of BOSS quasars*. A&A552:A96. [arXiv:1211.2616](#).
- CASARINI L., LA VACCA G., AMENDOLA L., BONOMETTO S.A. & MACCIO A.V. (2011). *Non-linear weak lensing forecasts*. J. Cosmology Astropart. Phys.1103:p. 026. [arXiv:1102.3877](#).
- COLOMBI S., JAFFE A.H., NOVIKOV D. & PICHON C. (2008). *Accurate estimators of power spectra in N-body simulations*. ArXiv e-prints [arXiv:0811.0313](#).
- COORAY A., HU W. & MIRALDA-ESCUDE J. (2000). *Weak lensing by large scale structure: a dark matter halo approach*. ApJ535:pp. L9–L12. [arXiv:astro-ph/0003205](#).

- COORAY A. & SHETH R.K. (2002). *Halo models of large scale structure*. Phys. Rep.372:pp. 1–129. [arXiv:astro-ph/0206508](#).
- COWSIK R. & MCCLELLAND J. (1972). *An Upper Limit on the Neutrino Rest Mass*. Physical Review Letters 29:pp. 669–670.
- COWSIK R. & MCCLELLAND J. (1973). *Gravity of Neutrinos of Nonzero Mass in Astrophysics*. ApJ180:pp. 7–10.
- CROFT R.A.C. et al. (2002). *Toward a Precise Measurement of Matter Clustering: Ly α Forest Data at Redshifts 2–4*. ApJ581:pp. 20–52. [arXiv:astro-ph/0012324](#).
- CSABAI I. et al. (SDSS Collaboration) (2003). *The application of photometric redshifts to the SDSS Early Data Release*. AJ125:p. 580. [arXiv:astro-ph/0211080](#).
- DICKE R.H., PEEBLES P.J.E., ROLL P.G. & WILKINSON D.T. (1965). *Cosmic Black-Body Radiation*. ApJ142:pp. 414–419.
- DODELSON S. & WIDROW L.M. (1994). *Sterile neutrinos as dark matter*. Phys. Rev. Lett.72:pp. 17–20. [arXiv:hep-ph/9303287](#).
- DONATO F. et al. (2009). *A constant dark matter halo surface density in galaxies*. MNRAS397:pp. 1169–1176. [arXiv:0904.4054](#).
- DUNSTAN R.M., ABAZAJIAN K.N., POLISENSKY E. & RICOTTI M. (2011). *The halo model of large scale structure for warm dark matter*. ArXiv e-prints [arXiv:1109.6291](#).
- FABER S.M. & GALLAGHER J.S. (1979). *Masses and mass-to-light ratios of galaxies*. ARA&A17:pp. 135–187.
- FRIGO M. (1999). *A fast Fourier transform compiler*. SIGPLAN Not. 34(5):pp. 169–180. ISSN 0362-1340. URL <http://www.fftw.org/>.
- FULLER G.M., KUSENKO A., MOCIOIU I. & PASCOLI S. (2003). *Pulsar kicks from a dark-matter sterile neutrino*. Phys. Rev. DD68:p. 103002. [arXiv:astro-ph/0307267](#).
- GAO L. & THEUNS T. (2007). *Lighting the universe with filaments*. Science 317:p. 1527. [arXiv:0709.2165](#).
- GAWISER E. & SILK J. (1998). *Extracting Primordial Density Fluctuations*. Science 280:p. 1405. [arXiv:astro-ph/9806197](#).
- GHIGNA S. et al. (1997). *Statistical Tests for CHDM and Lambda CDM Cosmologies*. ApJ479:p. 580. [arXiv:astro-ph/9611103](#).
- GREEN A.M., HOFMANN S. & SCHWARZ D.J. (2005). *The first WIMPy halos*. J. Cosmology Astropart. Phys.8:003. [arXiv:astro-ph/0503387](#).
- GUNN J.E., LEE B.W., LERCHE I., SCHRAMM D.N. & STEIGMAN G. (1978). *Some astrophysical consequences of the existence of a heavy stable neutral lepton*. ApJ223:pp. 1015–1031.
- HAMANN J., HANNESTAD S., RAFFELT G.G., TAMBORRA I. & WONG Y.Y. (2010). *Cosmology seeking friendship with sterile neutrinos*. Phys. Rev. Lett.105:p. 181301. [arXiv:1006.5276](#).
- HOFMANN S., SCHWARZ D.J. & STÖCKER H. (2001). *Damping scales of neutralino cold dark matter*. Phys. Rev. D64(8):p. 083507. [arXiv:astro-ph/0104173](#).
- HOGAN C.J. (1999). *Warm Dark Matter: Clues to Primordial Phase Density from the Structure of Galaxy Halos*. ArXiv Astrophysics e-prints [arXiv:astro-ph/9912549](#).
- JANÁK F. (1958). *Studies on Galactic Cepheids System. II. Galactic rotation of the System, velocity of escape in the vicinity of the Sun and models of the Galaxy*. Bulletin of the Astronomical Institutes of Czechoslovakia 9:p. 139.
- JENKINS A. et al. (Virgo Consortium) (1998). *Evolution of structure in cold dark matter universes*. ApJ499:p. 20. [arXiv:astro-ph/9709010](#).
- JONES B.J.T. & REES M.J. (1978). *The epoch of galaxy formation*. In M.S. Longair & J. Einasto (eds.), *Large Scale Structures in the Universe*, vol. 79 of IAU Symposium, pp. 377–387.
- KAISER N. (1983). *Constraints on neutrino-dominated cosmologies from large-scale streaming motion*. ApJ273:pp. L17–L20.
- KATZ N., WEINBERG D.H. & HERNQUIST L. (1996). *Cosmological simulations with TreeSPH*. ApJS105:p. 19. [arXiv:astro-ph/9509107](#).
- KENNEDY R., FRENK C., COLE S. & BENSON A. (2013). *Constraining the WDM Particle Mass with Milky Way Satellites*. ArXiv e-prints [arXiv:1310.7739](#).
- KLYPIN A., BORGANI S., HOLTZMAN J. & PRIMACK J. (1995). *Damped lyman-alpha systems versus cold + hot dark matter*. ApJ444:pp. 1–14. [arXiv:astro-ph/9405003](#).
- KLYPIN A., HOLTZMAN J., PRIMACK J. & REGOS E. (1993). *Structure Formation with Cold plus Hot Dark Matter*. ApJ416:p. 1. [arXiv:astro-ph/9305011](#).
- KLYPIN A., KRAVTSOV A.V., VALENZUELA O. & PRADA F. (1999). *Where Are the Missing Galactic Satellites?* ApJ522:pp. 82–92. [arXiv:astro-ph/9901240](#).
- KNEBE A., DEVRIENDT J.E., GIBSON B.K. & SILK J. (2003). *Top-down fragmentation of a warm dark matter filament*. MNRAS345:p. 1285. [arXiv:astro-ph/0302443](#).
- KUSENKO A. (2009). *Sterile neutrinos: the dark side of the light fermions*. Phys. Rep.481:pp. 1–28. [arXiv:0906.2968](#).
- LAINE M. & SHAPOSHNIKOV M. (2008). *Sterile neutrino dark matter as a consequence of nuMSM-induced lepton asymmetry*. J. Cosmology Astropart.

- Phys.0806:p. 031. [arXiv:0804.4543](#).
- LESGOURGUES J. (2011). *The Cosmic Linear Anisotropy Solving System (CLASS) III: Comparison with CAMB for Λ CDM*. ArXiv e-prints [arXiv:1104.2934](#).
- LESGOURGUES J. & TRAM T. (2011). *The Cosmic Linear Anisotropy Solving System (CLASS) IV: efficient implementation of non-cold relics*. J. Cosmology Astropart. Phys.9:032. [arXiv:1104.2935](#).
- LESGOURGUES J., VIEL M., HAEHNELT M.G. & MASSEY R. (2007). *A combined analysis of 3D weak lensing, Lyman- α forest and WMAP year three data*. J. Cosmology Astropart. Phys.11:008. [arXiv:0705.0533](#).
- LEWIS A., CHALLINOR A. & LASENBY A. (2000). *Efficient computation of CMB anisotropies in closed FRW models*. ApJ538:pp. 473–476. [arXiv:astro-ph/9911177](#).
- LIMBER D.N. (1953). *The Analysis of Counts of the Extragalactic Nebulae in Terms of a Fluctuating Density Field*. ApJ117:p. 134.
- LIN D.N.C. & FABER S.M. (1983). *Some implications of nonluminous matter in dwarf spheroidal galaxies*. ApJ266:pp. L21–L25.
- LOVELL M.R. et al. (2012). *The Haloes of Bright Satellite Galaxies in a Warm Dark Matter Universe*. MNRAS420:pp. 2318–2324. [arXiv:1104.2929](#).
- LOVELL M.R. et al. (2013). *The properties of warm dark matter haloes*. ArXiv e-prints [arXiv:1308.1399](#).
- LOVERDE M. & AFSHORDI N. (2008). *Extended Limber Approximation*. Phys. Rev. DD78:p. 123506. [arXiv:0809.5112](#).
- MA C.P. & BERTSCHINGER E. (1995). *Cosmological perturbation theory in the synchronous and conformal Newtonian gauges*. ApJ455:pp. 7–25. [arXiv:astro-ph/9506072](#).
- MACCIO A.V., PADUROIU S., ANDERHALDEN D., SCHNEIDER A. & MOORE B. (2012). *Cores in warm dark matter haloes: a Catch 22 problem*. ArXiv e-prints [arXiv:1202.1282](#).
- MADSEN J. & EPSTEIN R.I. (1984). *Firm bounds on the neutrino mass from the distribution of dark matter in galaxies*. ApJ282:pp. 11–18.
- MARKOVIČ K., BRIDLE S., SLOSAR A. & WELLER J. (2011). *Constraining warm dark matter with cosmic shear power spectra*. J. Cosmology Astropart. Phys.1101:p. 022. [arXiv:1009.0218](#).
- MCDONALD P. et al. (2005). *The Linear Theory Power Spectrum from the Ly α Forest in the Sloan Digital Sky Survey*. ApJ635:pp. 761–783. [arXiv:arXiv:astro-ph/0407377](#).
- MEIKSIN A.A. (2009). *The physics of the intergalactic medium*. Reviews of Modern Physics 81:pp. 1405–1469. [arXiv:0711.3358](#).
- NARAYANAN V.K., SPERGEL D.N., DAVÉ R. & MA C.P. (2000). *Constraints on the Mass of Warm Dark Matter Particles and the Shape of the Linear Power Spectrum from the Ly α Forest*. ApJ543:pp. L103–L106.
- NAVARRO J.F., FRENK C.S. & WHITE S.D. (1997). *A universal density profile from hierarchical clustering*. ApJ490:pp. 493–508. [arXiv:astro-ph/9611107](#).
- NOLTHENIUS R., KLYPIN A. & PRIMACK J.R. (1994). *Galaxy groups in cold + hot dark matter and cold dark matter universes: Comparison with CfA data*. ApJ422:pp. L45–L48. [arXiv:arXiv:astro-ph/9312001](#).
- OLIVE K.A., STEIGMAN G. & WALKER T.P. (2000). *Primordial nucleosynthesis: theory and observations*. Phys. Rep.333:pp. 389–407. [arXiv:astro-ph/9905320](#).
- PAAL G. (1976). *Evolutionary approach to the missing mass problem of clusters of galaxies*. Astronomische Nachrichten 297:pp. 311–315.
- PACUCCI F., MESINGER A. & HAIMAN Z. (2013). *Focusing on Warm Dark Matter with Lensed High-redshift Galaxies*. ArXiv e-prints [arXiv:1306.0009](#).
- PAGELS H. & PRIMACK J.R. (1982). *Supersymmetry, cosmology, and new physics at TeV energies*. Phys. Rev. Lett.48:pp. 223–226.
- PALANQUE-DELABROUILLE N. et al. (2013). *The one-dimensional Ly-alpha forest power spectrum from BOSS*. ArXiv e-prints [arXiv:1306.5896](#).
- PEEBLES P. (1982). *Primeval Adiabatic Perturbations: Effect of Massive Neutrinos*. ApJ258:pp. 415–424.
- PENZIAS A.A. & WILSON R.W. (1965). *A Measurement of Excess Antenna Temperature at 4080 Mc/s*. ApJ142:pp. 419–421.
- PETRAKI K. & KUSENKO A. (2008). *Dark-matter sterile neutrinos in models with a gauge singlet in the Higgs sector*. Phys. Rev. DD77:p. 065014. [arXiv:0711.4646](#).
- PLANCK COLLABORATION et al. (2013). *Planck 2013 results. XVI. Cosmological parameters*. ArXiv e-prints [arXiv:1303.5076](#).
- PRESS W.H. & SCHECHTER P. (1974). *Formation of galaxies and clusters of galaxies by selfsimilar gravitational condensation*. ApJ187:pp. 425–438.
- PRIMACK J.R. (1997). *Dark Matter and Structure Formation in the Universe*. ArXiv Astrophysics e-prints [arXiv:arXiv:astro-ph/9707285](#).
- PRIMACK J.R. (2003). *Status of cold dark matter cosmology*. Nuclear Physics B Proceedings Supplements 124:pp. 3–12. [arXiv:astro-ph/0205391](#).
- PRIMACK J.R. & GROSS M.A.K. (1998). *Cold + Hot Dark Matter After Super-Kamiokande*. ArXiv Astrophysics e-prints [arXiv:arXiv:astro-ph/9810204](#).
- PRIMACK J.R., HOLTZMAN J., KLYPIN A. & CALDWELL D.O. (1995). *Cold + Hot Dark Matter Cosmology with $m(\nu_2) \sim m(\nu_3) \sim 2.4$ eV*. Physical Review Letters 74:pp. 2160–2163. [arXiv:arXiv:astro-](#)

- ph/9411020.
- REFREGIER A. et al. (2010). *Euclid Imaging Consortium Science Book*. ArXiv e-prints [arXiv:1001.0061](https://arxiv.org/abs/1001.0061).
- REID I.N. et al. (1991). *The second Palomar Sky Survey*. PASP103:pp. 661–674.
- RUDNICKI K. (1976). *Cosmogony of galaxies as based on the spatial distribution of matter*. *Astronomische Nachrichten* 297:pp. 317–322.
- SCHAYE J. et al. (2010). *The physics driving the cosmic star formation history*. MNRAS402:pp. 1536–1560. [arXiv:0909.5196](https://arxiv.org/abs/0909.5196).
- SCHNEIDER A., ANDERHALDEN D., MACCIO A. & DIEMAND J. (2013a). *Warm Dark Matter: The End is Nigh*. ArXiv e-prints [arXiv:1309.5960](https://arxiv.org/abs/1309.5960).
- SCHNEIDER A., SMITH R.E., MACCIO A.V. & MOORE B. (2012). *Nonlinear Evolution of Cosmological Structures in Warm Dark Matter Models*. MNRAS424:pp. 684–698. [arXiv:1112.0330](https://arxiv.org/abs/1112.0330).
- SCHNEIDER A., SMITH R.E. & REED D. (2013b). *Halo mass function and the free streaming scale*. MNRAS433:pp. 1573–1587. [arXiv:1303.0839](https://arxiv.org/abs/1303.0839).
- SCHRAMM D.N. & STEIGMAN G. (1981). *Relic Neutrinos and the Density of the Universe*. ApJ243:p. 1.
- SCHRAMM D.N. & WAGONER R.V. (1977). *Element production in the early universe*. *Annual Review of Nuclear and Particle Science* 27:pp. 37–74.
- SCHWARZSCHILD M. (1954). *Mass distribution and mass-luminosity ratio in galaxies*. AJ59:p. 273.
- SCIAMA D.W. (1983). *The role of particle physics in cosmology and galactic astronomy*. In G.O. Abell & G. Chincarini (eds.), *Early Evolution of the Universe and its Present Structure*, vol. 104 of *IAU Symposium*, pp. 493–505.
- SELJAK U. (2000). *Analytic model for galaxy and dark matter clustering*. MNRAS318:p. 203. [arXiv:astro-ph/0001493](https://arxiv.org/abs/astro-ph/0001493).
- SELJAK U., MAKAROV A., McDONALD P. & TRAC H. (2006a). *Can sterile neutrinos be the dark matter?* Phys. Rev. Lett.97:p. 191303. [arXiv:astro-ph/0602430](https://arxiv.org/abs/astro-ph/0602430).
- SELJAK U., SLOSAR A. & McDONALD P. (2006b). *Cosmological parameters from combining the Lyman- α forest with CMB, galaxy clustering and SN constraints*. J. Cosmology Astropart. Phys.0610:p. 014. [arXiv:astro-ph/0604335](https://arxiv.org/abs/astro-ph/0604335).
- SELJAK U. & ZALDARRIAGA M. (1996). *A line of sight integration approach to cosmic microwave background anisotropies*. ApJ469:pp. 437–444. [arXiv:astro-ph/9603033](https://arxiv.org/abs/astro-ph/9603033).
- SEMBOLONI E., HOEKSTRA H., SCHAYE J., VAN DAALEN M.P. & MCCARTHY I.J. (2011). *Quantifying the effect of baryon physics on weak lensing tomography*. MNRAS417:pp. 2020–2035. [arXiv:1105.1075](https://arxiv.org/abs/1105.1075).
- SEMENOV V., PILIPENKO S., DOROSHKOVICH A., LUKASH V. & MIKHEEVA E. (2013). *Dark matter halo formation in the multicomponent dark matter models*. ArXiv e-prints [arXiv:1306.3210](https://arxiv.org/abs/1306.3210).
- SHAFI Q. & STECKER F.W. (1984). *Implications of a class of grand-unified theories for large-scale structure in the universe*. Physical Review Letters 53:pp. 1292–1295.
- SHAO S., GAO L., THEUNS T. & FRENK C.S. (2013). *The phase-space density of fermionic dark matter haloes*. MNRAS430:pp. 2346–2357. [arXiv:1209.5563](https://arxiv.org/abs/1209.5563).
- SHETH R.K. & TORMEN G. (1999). *Large scale bias and the peak background split*. MNRAS308:p. 119. [arXiv:astro-ph/9901122](https://arxiv.org/abs/astro-ph/9901122).
- SITWELL M., MESINGER A., MA Y.Z. & SIGURDSON K. (2013). *The Imprint of Warm Dark Matter on the Cosmological 21-cm Signal*. ArXiv e-prints [arXiv:1310.0029](https://arxiv.org/abs/1310.0029).
- SLOSAR A. et al. (2013). *Measurement of baryon acoustic oscillations in the Lyman- α forest fluctuations in BOSS data release 9*. J. Cosmology Astropart. Phys.4:026. [arXiv:1301.3459](https://arxiv.org/abs/1301.3459).
- SMAIL I., ELLIS R.S. & FITCHETT M.J. (1994). *Gravitational lensing of distant field galaxies by rich clusters: I. - faint galaxy redshift distributions*. ArXiv e-prints [arXiv:astro-ph/9402048](https://arxiv.org/abs/astro-ph/9402048).
- SMITH R. et al. (Virgo Consortium) (2003). *Stable clustering, the halo model and nonlinear cosmological power spectra*. MNRAS341:p. 1311. [arXiv:astro-ph/0207664](https://arxiv.org/abs/astro-ph/0207664).
- SMITH R.E. & MARKOVIČ K. (2011). *Testing the warm dark matter paradigm with large-scale structures*. Phys. Rev. DD84:p. 063507. [arXiv:1103.2134](https://arxiv.org/abs/1103.2134).
- SOMMER-LARSEN J. & DOLGOV A. (2001). *Formation of disk galaxies: warm dark matter and the angular momentum problem*. ApJ551:pp. 608–623. [arXiv:astro-ph/9912166](https://arxiv.org/abs/astro-ph/9912166).
- SPRINGEL V. (2005). *The cosmological simulation code GADGET-2*. MNRAS364:pp. 1105–1134. [arXiv:astro-ph/0505010](https://arxiv.org/abs/astro-ph/0505010), URL <http://www.mpa-garching.mpg.de/gadget/>.
- SPRINGEL V., YOSHIDA N. & WHITE S.D. (2001). *GADGET: A code for collisionless and gasdynamical cosmological simulations*. New A6:p. 79. [arXiv:astro-ph/0003162](https://arxiv.org/abs/astro-ph/0003162).
- STECKER F.W. & SHAFI Q. (1983). *Axions and the evolution of structure in the universe*. Physical Review Letters 50:pp. 928–931.
- TAKADA M. & JAIN B. (2004). *Cosmological parameters from lensing power spectrum and bispectrum tomography*. MNRAS348:p. 897. [arXiv:astro-ph/0310125](https://arxiv.org/abs/astro-ph/0310125).
- TIKHONOV A., GOTTLIEBER S., YEPES G. & HOFFMAN Y. (2009). *The sizes of mini-voids in the local universe: an argument in favor of a warm dark matter model?* ArXiv eprints [arXiv:0904.0175](https://arxiv.org/abs/0904.0175).

- TREMAINE S. & GUNN J.E. (1979). *Dynamical role of light neutral leptons in cosmology*. Physical Review Letters 42:pp. 407–410.
- VAN DAALEN M.P., SCHAYE J., BOOTH C. & VECCHIA C.D. (2011). *The effects of galaxy formation on the matter power spectrum: A challenge for precision cosmology*. MNRAS415:pp. 3649–3665. [arXiv:1104.1174](#).
- VIEL M., BECKER G.D., BOLTON J.S. & HAEHNELT M.G. (2013a). *Warm Dark Matter as a solution to the small scale crisis: new constraints from high redshift Lyman-alpha forest data*. ArXiv e-prints [arXiv:1306.2314](#).
- VIEL M., HAEHNELT M.G. & LEWIS A. (2006). *The Lyman α forest and WMAP year three*. MNRAS370:pp. L51–L55. [arXiv:astro-ph/0604310](#).
- VIEL M., HAEHNELT M.G. & SPRINGEL V. (2004). *Inferring the dark matter power spectrum from the Lyman- α forest in high-resolution QSO absorption spectra*. MNRAS354:p. 684. [arXiv:astro-ph/0404600](#).
- VIEL M., LESGOURGUES J., HAEHNELT M.G., MATARRESE S. & RIOTTO A. (2005). *Constraining warm dark matter candidates including sterile neutrinos and light gravitinos with WMAP and the Lyman- α forest*. Phys. Rev. DD71:p. 063534. [arXiv:astro-ph/0501562](#).
- VIEL M., LESGOURGUES J., HAEHNELT M.G., MATARRESE S. & RIOTTO A. (2006). *Can sterile neutrinos be ruled out as warm dark matter candidates?* Phys. Rev. Lett.97:p. 071301. [arXiv:astro-ph/0605706](#).
- VIEL M., MARKOVIČ K., BALDI M. & WELLER J. (2012). *The Non-Linear Matter Power Spectrum in Warm Dark Matter Cosmologies*. MNRAS421:pp. 50–62. [arXiv:1107.4094](#).
- VIEL M., MATARRESE S., MO H.J., HAEHNELT M.G. & THEUNS T. (2002). *Probing the intergalactic medium with the Ly α forest along multiple lines of sight to distant QSOs*. MNRAS329:pp. 848–862. [arXiv:astro-ph/0105233](#).
- VIEL M., SCHAYE J. & BOOTH C.M. (2013b). *The impact of feedback from galaxy formation on the Lyman- α transmitted flux*. MNRAS429:pp. 1734–1746. [arXiv:1207.6567](#).
- VIEL M. et al. (2008). *How cold is cold dark matter? Small scales constraints from the flux power spectrum of the high-redshift Lyman- α forest*. Phys. Rev. Lett.100:p. 041304. [arXiv:0709.0131](#).
- VINAS J., SALVADOR-SOLE E. & MANRIQUE A. (2012). *Typical density profile for warm dark matter haloes*. MNRAS424:p. L6. [arXiv:1202.2860](#).
- WANG J. & WHITE S.D. (2007). *Discreteness effects in simulations of hot/warm dark matter*. MNRASarXiv:astro-ph/0702575.
- WEINBERG D.H., BULLOCK J.S., GOVERNATO F., KUZIO DE NARAY R. & PETER A.H.G. (2013). *Cold dark matter: controversies on small scales*. ArXiv e-prints [arXiv:1306.0913](#).
- WESSON P.S. (1978). *Anticorrelation and Galactic Haloes*. Astrophys. Lett.19:p. 127.
- WHITE S.D.M. & FRENK C.S. (1991). *Galaxy formation through hierarchical clustering*. ApJ379:pp. 52–79.
- WHITE S.D.M., FRENK C.S., DAVIS M. & EFSTATHIOU G. (1987). *Clusters, filaments, and voids in a universe dominated by cold dark matter*. ApJ313:pp. 505–516.
- WHITE S.D.M. & NEGROPONTE J. (1982). *The gravitational evolution of structure in a scale-free universe*. MNRAS201:pp. 401–414.
- WHITE S.D.M. & REES M.J. (1978). *Core condensation in heavy halos - A two-stage theory for galaxy formation and clustering*. MNRAS183:pp. 341–358.
- ZAVALA J. et al. (2009). *The velocity function in the local environment from Λ CDM and Λ WDM constrained simulations*. ApJ700:pp. 1779–1793. [arXiv:0906.0585](#).
- ZELDOVICH Y. (1970). *Gravitational instability: An approximate theory for large density perturbations*. A&A5:pp. 84–89.
- ZENTNER A.R. & BULLOCK J.S. (2003). *Halo substructure and the power spectrum*. ApJ598:p. 49. [arXiv:astro-ph/0304292](#).
- ZWICKY F. (1937). *On the Masses of Nebulae and of Clusters of Nebulae*. ApJ86:p. 217.