

Higgs phenomenology in the Stealth Doublet Model

Rikard Enberg,^{1,*} Johan Rathsman,^{2,†} and Glenn Wouda^{1,‡}

¹*Department of Physics and Astronomy,
Uppsala University, Box 516, SE-751 20 Uppsala, Sweden*

²*Department of Astronomy and Theoretical Physics,
Lund University, SE-223 62 Lund, Sweden*

Abstract

We analyze a model for the Higgs sector with two scalar doublets and a \mathbb{Z}_2 symmetry that is manifest in the Yukawa sector but broken in the potential. Thus, one of the doublets breaks the electroweak symmetry and has tree-level Yukawa couplings to fermions, whereas the other doublet has no vacuum expectation value and no tree-level couplings to fermions. Since the \mathbb{Z}_2 parity is broken the two doublets can mix, which leads to a distinct and novel phenomenology. This Stealth Doublet Model can be seen as a generalization of the Inert Doublet Model with a broken \mathbb{Z}_2 symmetry. We outline the model and present constraints from theory, electroweak precision tests and collider searches, including the recent observation of a Higgs boson at the LHC. The charged scalar H^\pm and the CP-odd scalar A couple to fermions at one-loop level. We compute the decays of H^\pm and A and in particular the one-loop decays $A \rightarrow f\bar{f}$, $H^\pm \rightarrow f\bar{f}'$, $H^\pm \rightarrow W^\pm Z$ and $H^\pm \rightarrow W^\pm \gamma$. We also describe how to calculate and renormalize such processes in our model. We find that if one of H^\pm or A is the lightest scalar, $H^\pm \rightarrow W^\pm \gamma$ or $A \rightarrow b\bar{b}$ are typically their respective dominating decay channels. Otherwise, the dominating decays of H^\pm and A are into a scalar and a vector. Due to the absence of tree-level fermion couplings for H^\pm and A , we consider pair production and associated production with vector bosons and scalars at the LHC. If the parameter space of the model that favors $H^\pm \rightarrow W^\pm \gamma$ is realized in Nature, we estimate that there could be a considerable amount of such events in the present LHC data.

* Rikard.Enberg@physics.uu.se

† Johan.Rathsman@thep.lu.se

‡ Glenn.Wouda@physics.uu.se

I. INTRODUCTION

The ATLAS [1] and CMS [2, 3] experiments at the Large Hadron Collider (LHC) have after a long history of searches discovered a Higgs boson. By all accounts the properties of the observed particle agree within errors with what is expected of a Standard Model (SM) Higgs boson, but it will require much work to ascertain whether the SM Higgs doublet is all there is, or if an extended Higgs sector exists. In earlier data there were some (not quite significant) hints of enhanced signal strengths in e.g. $H \rightarrow \gamma\gamma$, and moreover the results from ATLAS and CMS were not in complete agreement, but when all data from the first run of LHC are taken into account, the enhancement has disappeared and the two experiments agree, see e.g. [4, 5] for the latest data on $H \rightarrow \gamma\gamma$. It is important to now probe and investigate the Higgs sector in detail to understand the observations and what can be expected.

Much work has been dedicated to studying some standard scenarios for the electroweak symmetry breaking sector. Among these scenarios are the SM, the Minimal Supersymmetric Standard Model (MSSM), and general CP-conserving two-Higgs doublet models (2HDMs). For the latter models one often imposes a, possibly softly broken, \mathbb{Z}_2 symmetry to prevent the occurrence of large flavor-changing neutral currents (FCNCs). General 2HDMs have been recently reviewed in Ref. [6]. Except for the SM, these models predict a set of additional Higgs bosons, each of which has characteristic production and decay channels for a given set of parameters.

In general CP-conserving models with two Higgs doublets there are two CP-even neutral Higgs bosons, h and H , which have the same coupling structure to fermions and gauge bosons (up to mixing angles) as the SM Higgs. Their decay channels are the same as for the SM Higgs plus possible decays to lighter Higgs bosons. Of course their branching ratios can be very different because of different coupling strengths and different decay channels being open. There is additionally a CP-odd neutral Higgs boson A , which mainly decays to the heaviest possible fermions, $A \rightarrow b\bar{b}$ or $t\bar{t}$, or to a Higgs-vector boson pair, $A \rightarrow hZ, H^\pm W^\mp$. Finally, there is a charged Higgs boson H^\pm , which depending on its mass and couplings decays mainly as $H^\pm \rightarrow \tau\nu, cs$ or tb , or as $H^\pm \rightarrow hW^\pm$ or $H^\pm \rightarrow AW^\pm$.

An alternative scenario is presented by the Inert Doublet Model (IDM) [7–9], where there is a SM-like Higgs boson, but in addition there is another doublet that is odd under a discrete \mathbb{Z}_2 symmetry. Making all other SM particles even under this symmetry and demanding that the Lagrangian is \mathbb{Z}_2 symmetric, the scalars from the other doublet become fermiophobic, i.e. do not couple to fermions. Thus, if the \mathbb{Z}_2 symmetry is exact the lightest scalar from this doublet is stable, providing a possible dark matter candidate (see e.g. [10, 11] for constraints on the IDM from dark matter). This makes for a very different phenomenology, so that if an alternative scenario such as the IDM or some other non-standard model is realized in Nature, the common searches may prove inadequate.

The Stealth Doublet Model (SDM) studied in this paper was recently proposed in Ref. [12]. It can be seen as a generalization of the IDM, but with the \mathbb{Z}_2 symmetry broken in the scalar potential. This means that, in general, there is no stable scalar particle, but instead there are now two particles, h and H , that can play the role of the Higgs boson observed at LHC. In [12] we showed that this model can describe the observations of ATLAS and CMS very well. In this paper we will study the model in more detail, and we will in particular study some of the properties of the charged scalar H^\pm and the CP-odd scalar A .

As in the IDM, the H^\pm and A have no tree-level couplings to fermions, and must there-

fore be produced and decay in different channels than in the standard scenarios. However, contrary to the IDM, because of the broken \mathbb{Z}_2 symmetry, couplings to fermions are now generated at the one-loop level. The usual decay channels of the H^\pm and A bosons into fermions are therefore loop suppressed in our model. Consequently, model-dependent constraints do not always apply, and H^\pm and A can be lighter in our model than in standard scenarios. For example, the main decay of the charged Higgs is typically $H^\pm \rightarrow W^\pm \gamma$, provided that H^\pm is the lightest scalar. Another example is that the production of the CP-odd Higgs A through gluon-gluon fusion is strongly suppressed, but still the main decay channel is typically into $b\bar{b}$ as in the standard scenarios.

Fermiophobic models have been discussed previously [13–19], for the case where the lightest CP-even Higgs boson is fermiophobic. Such a Higgs boson has an increased branching ratio for $h \rightarrow \gamma\gamma$ but is not produced in $gg \rightarrow h$. In our model, instead, the lightest CP-even Higgs boson has the same types of interactions as in standard 2HDMs, but the H^\pm and A are fermiophobic. Fermiophobic charged Higgs bosons have recently been discussed in [20] and [21].

As already mentioned, a \mathbb{Z}_2 symmetry is usually imposed on 2HDMs in order to not run into dangerous FCNCs. One possibility is to arrange the symmetry such that only one of the doublets couples to fermions. This is known as a Type-I Yukawa sector, and our model is an example of such a Yukawa sector. It is worth pointing out that the model can not be obtained by simply taking the $\tan\beta \rightarrow 0$ or $\tan\beta \rightarrow \infty$ limit of a Type-I 2HDM with a broken \mathbb{Z}_2 symmetry, similarly as the IDM can not be obtained from a Type-I 2HDM with an exact \mathbb{Z}_2 symmetry [9]. An additional motivation for considering Type-I models is that recent work in string theory [22] seems to imply that they are generic in heterotic string theories, where selection rules forbid additional Higgs doublets from coupling to fermions. Type-I models by definition have an exact \mathbb{Z}_2 symmetry in the Yukawa sector. As a consequence, if the symmetry is only broken in the Higgs potential, then no dangerous FCNCs are generated at tree-level. This also applies to our model, where new sources of FCNCs only appear at the two-loop level.

Furthermore, it is possible to avoid FCNC by imposing *alignment* in the Yukawa sector [23]. In the Aligned 2HDM (A2HDM), the Yukawa couplings are governed by the three parameters $\tan\beta^{U,D,L}$ in place of the $\tan\beta$ parameter of the previously mentioned \mathbb{Z}_2 -symmetrical 2HDMs. We note that our model is very similar to the fermiophobic limit of the A2HDM, see Section II C.¹ For recent analyses of the A2HDM we refer to [20] and [21].

The organization of this paper is as follows: in section II we discuss the definition of the model and derive masses as well as define the free parameters of the model. We then consider constraints on the model from theoretical considerations and electroweak precision tests (EWPT) in Section III. The recently observed Higgs boson at the LHC is discussed in the context of our model in Section IV. Decays of the scalar particles are discussed in Section V. Finally, we briefly discuss the collider phenomenology of the charged scalar and the CP-odd scalar in Section VI. Some more technical matters are relegated to the appendices.

¹ We also note that in Ref. [21], which appeared some time after the first arXiv version of this paper, our calculations of the decay widths of fermiophobic H^\pm presented in Section V are reproduced in the A2HDM with compatible results.

II. THE STEALTH DOUBLET MODEL

In this paper we construct and study a model with two scalar doublets where only one of the doublets couples to fermions at tree-level. This is achieved by imposing a \mathbb{Z}_2 symmetry in the Yukawa sector, which, however, is broken in the potential. In this section we will first analyze the scalar potential of the model. We will then derive the scalar mass eigenstates, and consider the free parameters and the constraints on them. We will finally consider the structure of the Yukawa couplings in section II C.

We will in the following refer to the model as the Stealth Doublet Model (SDM). The model has previously been presented in [12] and in the conference proceedings [24].

A. The scalar potential

We introduce two $SU(2)_L$ -doublet, hypercharge $Y = 1$, complex scalar fields $\Phi_{1,2}$, which may be written in terms of their component fields as

$$\Phi_{1,2} = \begin{pmatrix} \varphi_{1,2}^+ \\ \varphi_{1,2} \end{pmatrix}, \quad (2.1)$$

or in components $[\Phi_{1,2}]^+ = \varphi_{1,2}^+$ and $[\Phi_{1,2}]^0 = \varphi_{1,2}$. We then consider the most general gauge invariant and renormalizable scalar potential,

$$\begin{aligned} \mathcal{V}[\Phi_1, \Phi_2] = & M_{11}^2 \Phi_1^\dagger \Phi_1 + M_{22}^2 \Phi_2^\dagger \Phi_2 - [M_{12}^2 \Phi_1^\dagger \Phi_2 + \text{h.c.}] \\ & + \frac{1}{2} \Lambda_1 (\Phi_1^\dagger \Phi_1)^2 + \frac{1}{2} \Lambda_2 (\Phi_2^\dagger \Phi_2)^2 + \Lambda_3 (\Phi_1^\dagger \Phi_1) (\Phi_2^\dagger \Phi_2) + \Lambda_4 (\Phi_1^\dagger \Phi_2) (\Phi_2^\dagger \Phi_1) \\ & + \left\{ \frac{1}{2} \Lambda_5 (\Phi_1^\dagger \Phi_2)^2 + [\Lambda_6 (\Phi_1^\dagger \Phi_1) + \Lambda_7 (\Phi_2^\dagger \Phi_2)] \Phi_1^\dagger \Phi_2 + \text{h.c.} \right\}, \end{aligned} \quad (2.2)$$

where all parameters are real except $\Lambda_{5,6,7}$ and M_{12}^2 , which may be complex. In this paper we are only concerned with CP-conserving models and will from now on assume all couplings to be real.

A priori there is no physical difference between the two fields Φ_1 and Φ_2 in the scalar potential (2.2), since they have the same quantum numbers and transformation properties. We will now consider the effect on the scalar potential (2.2) of global $U(2)$ transformations of the two doublets, $\Phi_a \rightarrow U_{ab} \Phi_b$ with $U \in U(2)$. The potential is in general not invariant under such transformations, but since there is no difference between the doublets, any linear combination of them can be the physical fields.

It is therefore convenient to define a *basis* for the doublets in terms of their vacuum expectation values (vevs) as

$$\langle \Phi_1 \rangle = \frac{1}{\sqrt{2}} \begin{pmatrix} 0 \\ v_1 \end{pmatrix} \quad (2.3)$$

$$\langle \Phi_2 \rangle = \frac{1}{\sqrt{2}} \begin{pmatrix} 0 \\ v_2 e^{i\xi} \end{pmatrix}, \quad (2.4)$$

where $v^2 = v_1^2 + v_2^2 \approx (246 \text{ GeV})^2$ is the total vev, and where ξ is a possible phase that could allow spontaneous CP breaking, which we therefore set to zero. A particular choice of vevs

v_1 and v_2 of the two doublets then corresponds to a choice of a particular basis, and the $U(2)$ transformations may be seen as changes of basis for the doublets, where the total vev is rotated between the doublets. Once again, the physics related to the scalar potential, such as the mass spectrum of the scalars, is not affected by basis transformations. (See [6, 25–27] for clear discussions of basis changes in 2HDMs.)

One particular example of $U(2)$ transformations is the transformations belonging to the discrete \mathbb{Z}_2 subgroup,

$$\Phi_1 \rightarrow \Phi_1 \tag{2.5}$$

$$\Phi_2 \rightarrow -\Phi_2. \tag{2.6}$$

The potential is in general not invariant under such transformations. The non-invariant terms are the dimension-two operator $\Phi_1^\dagger \Phi_2 + \text{h.c.}$ with coupling M_{12}^2 and the dimension-four operators $(\Phi_1^\dagger \Phi_1)(\Phi_1^\dagger \Phi_2) + \text{h.c.}$ and $(\Phi_2^\dagger \Phi_2)(\Phi_1^\dagger \Phi_2) + \text{h.c.}$ with couplings Λ_6 and Λ_7 .

The \mathbb{Z}_2 symmetry is often imposed to remove these symmetry breaking terms. It is also imposed, with various schemes for assignments of \mathbb{Z}_2 charges to fermions, in order to avoid large flavor-changing neutral currents (FCNC) [28, 29], by arranging the Yukawa couplings such that each fermion only couples to one doublet. If the symmetry is broken, large FCNC may potentially occur, but in our model we will only encounter new sources of FCNC at the two-loop level (see section II C below).

If the fields Φ_1 and Φ_2 would only occur in the scalar potential (and in the kinetic terms), there would, as already mentioned, be no difference between them. However, once the fields are coupled to fermions and a specific structure for the Yukawa couplings is introduced, they are no longer equivalent and a particular basis is singled out as the physical one.

In our model, only one of the doublets, which we take to be Φ_1 , couples to fermions, and we will from now on therefore work in what is known as the *Higgs basis*, which is precisely the basis where only Φ_1 has a vev (see Section II C). The vacuum expectation values (vevs) of the doublets are then

$$\langle \Phi_1 \rangle = \frac{1}{\sqrt{2}} \begin{pmatrix} 0 \\ v \end{pmatrix} \tag{2.7}$$

$$\langle \Phi_2 \rangle = \begin{pmatrix} 0 \\ 0 \end{pmatrix}, \tag{2.8}$$

where $v \approx 246 \text{ GeV}$.

The minimization conditions for electroweak symmetry breaking in the Higgs basis become

$$m_{11}^2 = -\frac{1}{2}v^2\lambda_1, \tag{2.9}$$

$$m_{12}^2 = \frac{1}{2}v^2\lambda_6, \tag{2.10}$$

giving no constraint on m_{22}^2 , which is therefore a free parameter in this basis and in our model. From now on we will use lowercase letters to specify that we are working in the Higgs basis.

B. Physical states and mass relations

We choose Φ_1 to be the doublet that gets a vev, with \mathbb{Z}_2 parity $+1$, and Φ_2 to be the one with zero vev and \mathbb{Z}_2 parity -1 . In a CP-conserving 2HDM, there are two CP-even neutral

states h, H , one CP-odd neutral state A , and two charged states H^\pm . We may then write the doublets in the Higgs basis as

$$\Phi_1 = \frac{1}{\sqrt{2}} \begin{pmatrix} \sqrt{2}G^+ \\ v + \phi_1 + iG^0 \end{pmatrix} \quad (2.11)$$

$$\Phi_2 = \frac{1}{\sqrt{2}} \begin{pmatrix} \sqrt{2}H^+ \\ \phi_2 + iA \end{pmatrix}, \quad (2.12)$$

where G^\pm and G^0 are the Goldstone bosons and $\phi_{1,2}$ are the neutral CP-even interaction eigenstates. The doublet Φ_2 is fermiophobic, i.e., the states H^\pm , A , and ϕ_2 do not interact with fermions at tree-level. From now on, we will call the mass eigenstates in our model “scalars”, not Higgs bosons, in accordance with the usual IDM nomenclature [9].

The masses for the A and H^\pm can be found directly from the potential,

$$m_A^2 = m_{22}^2 + \frac{1}{2}v^2(\lambda_3 + \lambda_4 - \lambda_5) = m_{H^\pm}^2 - \frac{1}{2}v^2(\lambda_5 - \lambda_4) \quad (2.13)$$

$$m_{H^\pm}^2 = m_{22}^2 + \frac{1}{2}v^2\lambda_3. \quad (2.14)$$

The mass matrix for the CP-even states has non-diagonal elements, and we may find the physical mass eigenstates by diagonalizing this matrix. Taking the minimization conditions (2.9, 2.10) into account, we have

$$\mathcal{M}^2 = \begin{pmatrix} \lambda_1 v^2 & \lambda_6 v^2 \\ \lambda_6 v^2 & m_{22}^2 + \lambda_{345} v^2 \end{pmatrix} = \begin{pmatrix} \lambda_1 v^2 & \lambda_6 v^2 \\ \lambda_6 v^2 & m_A^2 + \lambda_5 v^2 \end{pmatrix}, \quad (2.15)$$

where $\lambda_{345} = \lambda_3 + \lambda_4 + \lambda_5$. The matrix \mathcal{M}^2 may be diagonalized by an orthogonal matrix V , defined by a rotation angle α , as

$$\begin{pmatrix} m_H^2 & 0 \\ 0 & m_h^2 \end{pmatrix} = V^T \mathcal{M}^2 V. \quad (2.16)$$

The physical CP-even states are then given by (with α defined so that $m_H > m_h$)

$$\begin{pmatrix} H \\ h \end{pmatrix} = V^T \begin{pmatrix} \phi_1 \\ \phi_2 \end{pmatrix} = \begin{pmatrix} \cos \alpha & \sin \alpha \\ -\sin \alpha & \cos \alpha \end{pmatrix} \begin{pmatrix} \phi_1 \\ \phi_2 \end{pmatrix}, \quad \text{where } -\frac{\pi}{2} \leq \alpha \leq \frac{\pi}{2}. \quad (2.17)$$

The physical CP-even scalar masses can be expressed as

$$m_h^2 = c_\alpha^2 m_A^2 + s_\alpha^2 v^2 \lambda_1 + c_\alpha^2 v^2 \lambda_5 - 2s_\alpha c_\alpha v^2 \lambda_6 \quad (2.18)$$

$$m_H^2 = s_\alpha^2 m_A^2 + c_\alpha^2 v^2 \lambda_1 + s_\alpha^2 v^2 \lambda_5 + 2s_\alpha c_\alpha v^2 \lambda_6, \quad (2.19)$$

where we defined the abbreviations $s_\alpha \equiv \sin \alpha$, $c_\alpha \equiv \cos \alpha$. Finally, we have the following explicit expressions for the potential parameters $\lambda_{1,3,4,5}$ in terms of the masses, the mixing angle α , and the couplings λ_6 and m_{22}^2 ,

$$\lambda_1 v^2 = \frac{m_H^2 + m_h^2}{2} + \frac{(m_H^2 - m_h^2)}{2 \cos 2\alpha} - v^2 \lambda_6 \tan 2\alpha \quad (2.20)$$

$$\lambda_3 v^2 = 2(m_{H^\pm}^2 - m_{22}^2) \quad (2.21)$$

$$\lambda_4 v^2 = \frac{m_H^2 + m_h^2}{2} - \frac{(m_H^2 - m_h^2)}{2 \cos 2\alpha} + v^2 \lambda_6 \tan 2\alpha + m_A^2 - 2m_{H^\pm}^2 \quad (2.22)$$

$$\lambda_5 v^2 = \frac{m_H^2 + m_h^2}{2} - \frac{(m_H^2 - m_h^2)}{2 \cos 2\alpha} + v^2 \lambda_6 \tan 2\alpha - m_A^2, \quad (2.23)$$

allowing us to use the masses of the scalars as parameters of the model. The mixing angle α is given by

$$\tan 2\alpha = \frac{2v^2\lambda_6}{v^2(\lambda_1 - \lambda_5) - m_A^2}, \quad (2.24)$$

or, in terms of the masses and λ_6 only,

$$\sin 2\alpha = \frac{2v^2\lambda_6}{m_H^2 - m_h^2}. \quad (2.25)$$

Note that the mass relations eqs. (2.13), (2.14), (2.18) and (2.19) are invariant under $\sin \alpha \rightarrow -\sin \alpha$. Equivalently, from eqs. (2.20–2.23), the parameters λ_1 , λ_3 , λ_4 and λ_5 are also invariant. This is easily seen, since as we have $-\frac{\pi}{2} \leq \alpha \leq \frac{\pi}{2}$, the parameter $\sin \alpha$ can take any value $-1 \leq \sin \alpha \leq 1$, and $\cos \alpha$ is always non-negative. This implies that under $\sin \alpha \rightarrow -\sin \alpha$, we have $\sin 2\alpha \rightarrow -\sin 2\alpha$ and $\lambda_6 \rightarrow -\lambda_6$.

Eqs. (2.20–2.23) are not valid in the case of maximal mixing, $\alpha = \pm \frac{\pi}{4}$. In this case one instead obtains

$$\lambda_1 v^2 = \frac{m_H^2 + m_h^2}{2} \quad (2.26)$$

$$\lambda_3 v^2 = 2(m_{H^\pm}^2 - m_{22}^2) \quad (2.27)$$

$$\lambda_4 v^2 = \frac{m_H^2 + m_h^2}{2} + m_A^2 - 2m_{H^\pm}^2 \quad (2.28)$$

$$\lambda_5 v^2 = \frac{m_H^2 + m_h^2}{2} - m_A^2. \quad (2.29)$$

Eqs. (2.15) and (2.25) show that when the \mathbb{Z}_2 symmetry is exact ($\lambda_6 = 0$), the mass matrix is diagonal and there will be no mixing between h and H . This is the case in the Inert Doublet Model; in fact all our results reduce to the IDM in the limit $\lambda_6 \rightarrow 0$, $\lambda_7 \rightarrow 0$ and $\sin \alpha \rightarrow 1$ or -1 .² In this sense, our model is a generalization of the IDM.

The scalar-scalar couplings depend on the potential parameters and are straightforward to obtain from the potential. The scalar-gauge boson couplings are obtained from the covariant derivatives and depend on the mixing angle only. The relevant three-particle couplings are listed in Appendix A.

C. Yukawa sector

Now we are in a position to specify the Yukawa couplings of the model. The most general Yukawa Lagrangian in the Higgs basis reads [27]

$$\begin{aligned} -\mathcal{L}_{\text{Yukawa}} = & \kappa_0^L \bar{L}_L \Phi_1 E_R + \kappa_0^U \bar{Q}_L (-i\sigma_2 \Phi_1^*) U_R + \kappa_0^D \bar{Q}_L \Phi_1 D_R \\ & + \rho_0^L \bar{L}_L \Phi_2 E_R + \rho_0^U \bar{Q}_L (-i\sigma_2 \Phi_2^*) U_R + \rho_0^D \bar{Q}_L \Phi_2 D_R \end{aligned} \quad (2.30)$$

² Note that in this case the relation $m_H > m_h$ is not valid, since no rotation is performed to diagonalize the mass matrix \mathcal{M}^2 .

and is written in terms of the electroweak interaction eigenstates. In order to obtain the fermion mass eigenstates, the matrices κ_0^F, ρ_0^F ($F = U, D, L$) are transformed by a biunitary transformation that diagonalizes κ_0^F using the unitary matrices V_L^F, V_R^F according to

$$\kappa^F = V_L^F \kappa_0^F V_R^F = \frac{\sqrt{2}}{v} M^F, \quad \rho^F = V_L^F \rho_0^F V_R^F, \quad (2.31)$$

where M^F is the diagonal mass matrix for fermions F , e.g. $[M^L]_{22} = m_\mu$ etc.

The ρ^F matrices are in general non-diagonal and will generate FCNC. However, in our model we demand the \mathbb{Z}_2 symmetry to only be broken in the potential part of the Lagrangian. Since the \mathbb{Z}_2 symmetry must be exact in $\mathcal{L}_{\text{Yukawa}}$, we impose $\rho^F = 0$ at tree-level. As a result, Φ_2 has no tree-level couplings to fermions, and therefore large FCNC are avoided. The fermions will acquire mass through Yukawa couplings with the Higgs doublet Φ_1 only. The Yukawa Lagrangian in unitary gauge then reads

$$-\mathcal{L}_{\text{Yukawa}} = \frac{m_f}{v} \bar{\Psi}_f \Psi_f \phi_1 = \frac{m_f}{v} \bar{\Psi}_f \Psi_f (H \cos \alpha - h \sin \alpha), \quad (2.32)$$

for all fermions f . As will be shown in sections VB1 and VC1 the soft breaking terms $m_{12}^2 \Phi_1^\dagger \Phi_2 + \text{h.c.}$ will generate couplings between Φ_2 and fermions, i.e. $\rho^F \neq 0$ at one-loop level. Furthermore, we will show in section VB1 that the ρ^F matrices are diagonal and UV-finite at one-loop level. At higher orders in perturbation theory, ρ^F will develop off-diagonal elements and introduce additional sources of FCNC³. Finally we also note that the couplings of fermions to A and H^\pm are governed by ρ^F ; more specifically we have terms of the form $i\bar{F}\rho^F\gamma_5 F A$ and $\bar{U}[V_{\text{CKM}}\rho^D(1+\gamma_5) - \rho^U V_{\text{CKM}}(1-\gamma_5)]DH^+$.

It is interesting to compare our model with the A2HDM, where the Yukawa matrices are imposed to be aligned in the general basis ($\tan \beta \neq 0$) [23]. This condition makes ρ_0^F proportional to κ_0^F and they can be diagonalized simultaneously, without invoking a \mathbb{Z}_2 -symmetry. In this sense, our model can be seen as the fermiophobic limit of the A2HDM, where the alignment parameters are set to zero [21]. It should be noted that, due to the lack of a \mathbb{Z}_2 -symmetry in the A2HDM, the alignment of the Yukawa couplings in this model are in the general case not protected with respect to higher-order corrections. In other words, the alignment condition is in general not stable under renormalisation group evolution (RGE) at the one-loop level as emphasized by Ferreira et al. [30]. However, the special case of setting $\rho^F = 0$ is stable at one-loop. Thus the structure of the Yukawa sector of the SDM is stable under RGE at this level.

Before ending this section, we want to emphasize that the physical basis, i.e. the fermionic structure, in the SDM and the A2HDM is not related to a particular value of $\tan \beta = v_2/v_1$. There are no observables that depend on $\tan \beta$, i.e., the relation between the physical Yukawa couplings ρ^F and κ^F is unchanged even if $\tan \beta$ is modified [23, 27]. Therefore $\tan \beta$ should be regarded as an auxiliary parameter. As a matter of principle one can of course work in an arbitrary basis, with a related value of $\tan \beta$. However, it is convenient to work in a specified basis and in this article, we choose to work in the previously introduced Higgs basis.

D. Parameters of the model

We consider models with CP conservation by imposing only real parameters and thus the scalar potential has ten free parameters. The minimization conditions (2.9, 2.10) remove

³ In our model, just as in the SM, we will have, e.g., $hb\bar{s}$ couplings generated by a loop with two W^\pm bosons with off-diagonal CKM matrix elements.

m_{11}^2 and m_{12}^2 , leaving us with the eight parameters λ_1 – λ_7 and m_{22}^2 . We may use the relations (2.20–2.23) to relate λ_1 , λ_3 , λ_4 , and λ_5 to the four physical scalar masses m_h , m_H , m_A and m_{H^\pm} . The parameter λ_6 can be used to specify the amount of \mathbb{Z}_2 breaking, but considering eqs. (2.24, 2.25) we choose to instead use the mixing angle α for this purpose, since in a general 2HDM $\sin(\alpha - \beta)$ is invariant under basis changes.

Of the remaining λ -parameters, we note that λ_2 only enters indirectly through the stability and tree-level unitarity constraints etc. to be discussed below, as its only direct effect is to set the strength of the self-interaction of the Φ_2 field, whereas, as we will see in more detail later, λ_3 and λ_7 govern couplings between the two doublets such as $g_{hH^+H^-}$. Finally, we can relate λ_3 and m_{22}^2 using eq. (2.14). We choose λ_3 as input parameter, as this parameter enters the coupling between the CP-even states and pairs of charged scalars, see sections IV, V A, and Appendix A for more details.

The eight parameters of the model that we will use are then

$$m_h, m_H, m_A, m_{H^\pm}, \sin \alpha, \lambda_2, \lambda_3, \lambda_7.$$

To simplify our analysis we will often make the following assumptions. To start with, we choose $\lambda_2 = \lambda_1$ and $\lambda_7 = \lambda_6$. Sometimes we will also be using a set of representative values for λ_3 , chosen as $\lambda_3 = 0$, $2m_{H^\pm}^2/v^2$ and $4m_{H^\pm}^2/v^2$, corresponding to $m_{22}^2 = m_{H^\pm}^2$, 0 and $-m_{H^\pm}^2$, respectively. In Sections IV, V and VI, we will vary λ_2 , λ_3 and λ_7 , within theoretically allowed regions, to deduce their impact on the signal strengths for $h \rightarrow \gamma\gamma$ and $H \rightarrow \gamma\gamma$, and the decays of H .

We must also consider bounds on the parameters from the requirement that the potential is bounded from below [7, 31]. Stability of the potential gives rise to a number of constraints on the parameters in the quartic part of the potential. The simplest constraints are

$$\lambda_1 > 0, \quad \lambda_2 > 0, \quad \lambda_3 > -\sqrt{\lambda_1 \lambda_2}, \quad \lambda_3 + \lambda_4 - \lambda_5 > -\sqrt{\lambda_1 \lambda_2}, \quad (2.33)$$

where the last equation applies for $\lambda_6 \neq 0$ or $\lambda_7 \neq 0$. There are also additional constraints that we do not list here, which can be found in references [7, 31, 32]. In addition, one can also constrain the parameters by requiring perturbativity of the various four-Higgs couplings and tree-level unitarity as we will return to below in section III.

III. CONSTRAINTS ON THE SDM

Apart from the constraints discussed above, namely that we require electroweak symmetry breaking with a vacuum bounded from below, we impose several other theoretical and experimental constraints on the model. All of the constraints discussed in this section are included in our numerical work by using the two-Higgs doublet model calculator 2HDMC [33, 34], where we have implemented our model as a special case.

The electroweak vacuum selected by the symmetry breaking mechanism must be stable, which requires that the potential should be bounded from below for any values of the fields. We also impose the requirements that tree-level scattering of scalars and longitudinal W and Z bosons must be unitary at high energies (the eigenvalues L_i of the S -matrix elements fulfill $|L_i| \leq 16\pi$) [35–39], and that the quartic scalar couplings are perturbative $|C_{h_i h_j h_k h_\ell}| \leq 4\pi$. We will collectively call these constraints “theoretical constraints”. Two examples of the allowed regions in the parameter space of the model are shown in figure 1. For simplicity we choose $\lambda_2 = \lambda_1$ and $\lambda_7 = \lambda_6$, which makes the allowed regions depend only on $|\sin \alpha|$.

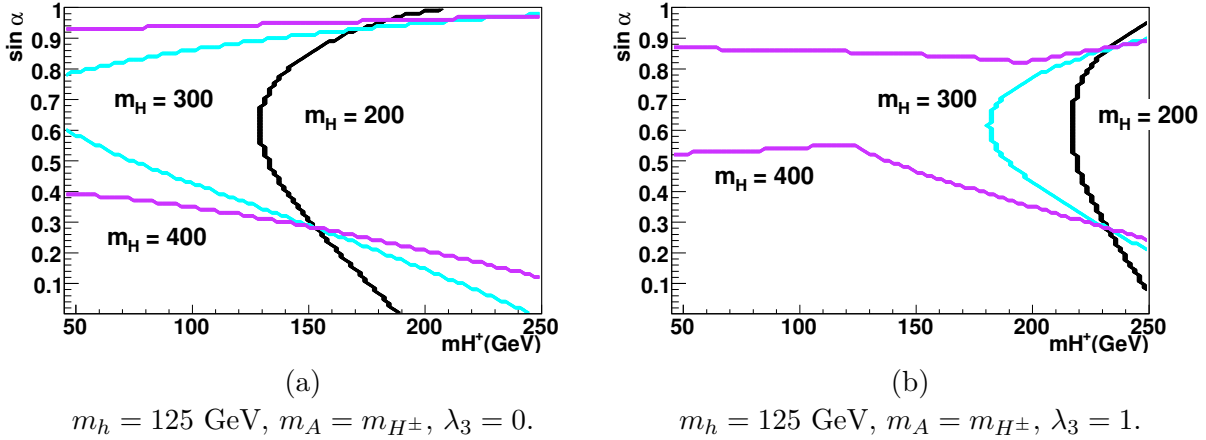


FIG. 1. Contours displaying allowed regions in parameter space (to the left of/above/below the contour lines), taking into account the theoretical constraints of stability, tree-level unitarity and perturbativity. The black contour displays the allowed region for $m_H = 200$ GeV, cyan $m_H = 300$ GeV and magenta $m_H = 400$ GeV. Here, we have used $\lambda_2 = \lambda_1$ and $\lambda_7 = \lambda_6$, which makes the allowed regions depend only on $|\sin \alpha|$.

In general, one could also consider constraints from renormalization group evolution of Yukawa couplings and masses in a similar way as in [10, 40]. Furthermore, one could consider constraints on metastable vacua as in [41, 42]. However, this is beyond the scope of this study.

Any model with new particles that couple to gauge bosons can potentially lead to large contributions to the gauge boson self-energies. Such corrections are constrained by experimental measurements, and can be parametrized by the oblique Peskin–Takeuchi S , T , and U parameters [43], which are defined in terms of contributions to the vacuum polarizations of the electroweak gauge bosons. In particular, the T parameter is proportional to the deviation from the SM value of the ρ parameter $\rho = m_W^2/(m_Z^2 \cos^2 \theta_W)$. We do not list the explicit expressions here, which are lengthy and involve all scalars. It should be noted that S , T and U do not depend explicitly on the parameters in eq. (2.2) but only implicitly through the scalar masses of the model, equations (2.13), (2.14) and (2.18). Additionally, the mixing angle α only enters as s_α^2 and c_α^2 , so S , T and U do not depend on the sign of s_α .

We use 2HDMC to compute the oblique parameters S, T and U and require the obtained values of S and T to fall within the 90% C.L. ellipse of figure 10.7 in [44]. This ellipse is given by values of constant $\mathcal{E}_{ST}(S, T)$, where, approximately,

$$\mathcal{E}_{ST}(S, T) = \left(\frac{\tilde{S} \cos \theta + \tilde{T} \sin \theta}{0.224} \right)^2 + \left(\frac{\tilde{T} \cos \theta - \tilde{S} \sin \theta}{0.068} \right)^2, \quad (3.1)$$

with $\theta = 0.753$, $\tilde{S} = S - 0.051$ and $\tilde{T} = T - 0.077$. In other words, figure 10.7 in [44] shows the $\mathcal{E}_{ST}(S, T) = 1$ ellipse. We use the reference value $m_H^{\text{ref}} = 125$ GeV, which is to be compared with the values $115.5 < m_H^{\text{ref}} < 127$ GeV used in [44], where U was fixed at $U = 0$, the expected result for models without anomalous gauge couplings. We find that for parameter points in our model with allowed S and T values, we have $0 \lesssim U \lesssim 0.02$.

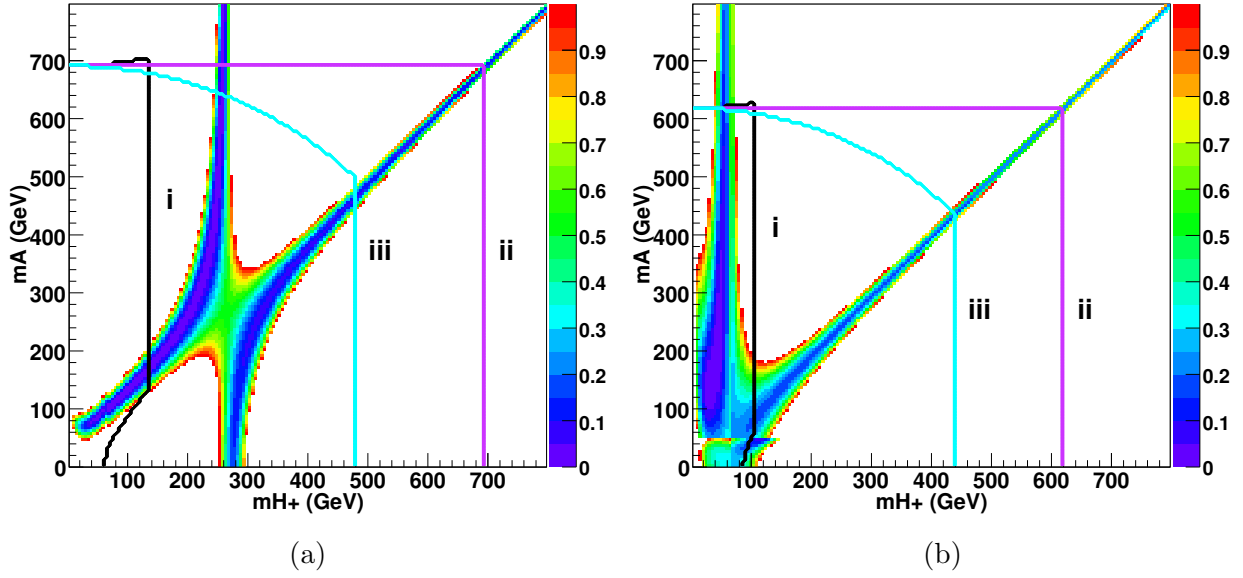


FIG. 2. Some examples of allowed regions in parameter space taking into account theoretical constraints and experimental S and T values. The x -axis shows the charged scalar mass m_{H^\pm} and the y -axis the CP odd scalar mass m_A . The z -axis displays the value of $\mathcal{E}_{ST}(S, T)$ if it fulfills $\mathcal{E}_{ST} \leq 1.0$, see eq. (3.1). The regions to the left of the lines in the figure are the allowed by theoretical constraints for the different values of λ_3 indicated: black (i) $\lambda_3 = 0$, magenta (ii) $\lambda_3 = 2m_{H^\pm}^2/v^2$ and cyan (iii) $\lambda_3 = 4m_{H^\pm}^2/v^2$. Here, we have also used $\lambda_2 = \lambda_1$ and $\lambda_7 = \lambda_6$.

In figure 2 we show some examples of regions satisfying the experimental constraints on the S and T parameters as well as the theoretical constraints discussed above. We note that in our model, there are two candidates for the new observed Higgs boson, \mathcal{H} , with mass $m_{\mathcal{H}} \approx 125$ GeV: either the lightest CP-even scalar h , or the heaviest H . We will in the following refer to the scenario $m_h = 125$ GeV as “Case 1” and to $m_H = 125$ GeV as “Case 2”. In section IV we will see that in order to accommodate the experimentally observed signal strengths, $|\sin \alpha|$ must be close to unity in Case 1 and small in Case 2. Motivated by these relationships between $m_{h,H}$ and $\sin \alpha$, we present the constraints in the (m_{H^\pm}, m_A) -plane from theory and S and T parameters, using $\sin \alpha = 0.9$ for $m_h = 125$ GeV, and $\sin \alpha = 0.1$ for $m_H = 125$ GeV in figure 2.

We also present the boundaries for different values of λ_3 (corresponding to the three values $m_{22}^2 = 0$ and $m_{22}^2 = \pm m_{H^\pm}^2$, according to eq. (2.21)), shown as the regions inside the black, magenta and cyan lines in figure 2. First of all, we see that in order to satisfy the theoretical constraints, the scalar masses can typically not exceed ~ 700 GeV. Secondly, as noted in [45] for 2HDMs, in order to have a small contribution to the S and T parameters, the H^\pm and A masses must satisfy an approximate custodial symmetry (the two branches in the figure). If we define [45]

$$M^2 \equiv m_h^2 \cos^2 \alpha + m_H^2 \sin^2 \alpha, \quad (3.2)$$

then there is an approximate custodial symmetry if either $m_A \approx m_{H^\pm} + 50$ GeV when $m_{H^\pm}^2 \lesssim M^2$, or $m_A \approx m_{H^\pm}$ when $m_{H^\pm}^2 \gtrsim M^2$, or $0 \lesssim m_A \lesssim 700$ GeV when $m_{H^\pm}^2 \approx M^2$.

When presenting the results in figure 2 we use $\lambda_2 = \lambda_1$ and $\lambda_7 = \lambda_6$ for simplicity, but the results are not sensitive to the precise values chosen. It is always possible to find parameters such that m_{H^\pm}, m_A up to ~ 700 GeV are allowed.

In models with charged scalars H^\pm , any Feynman diagram that contains a W^\pm also occurs with a H^\pm . In particular, this will affect low energy observables such as decay widths of B -mesons. By considering the effects of H^\pm and A on low energy observables, one can indirectly constrain e.g. m_{H^\pm} for a given set of couplings $C_{H^\pm f \bar{f}'}$, or in other words ρ^F . For a discussion of the impact of constraints from meson decays on H^\pm in general 2HDMs we refer to e.g. Ref. [45]. In our model, we will assume that the sizes of the loop-induced couplings between H^\pm and fermions are well below current limits from such flavor observables. In other words, indirect constraints from flavor observables do not apply to the H^\pm and A of our model. The only direct, model independent, constraint prior to LHC that applies to our H^\pm is the measurement of Γ_Z , which gives the limit $m_{H^\pm} > 39.6$ GeV [46].

IV. THE SDM AND THE OBSERVED HIGGS BOSON AT THE LHC

In this section, we include collider constraints in our analysis of the SDM parameter space. This is implemented through the 2HDMC interface to HIGGSBOUNDS (version 4.1.3) [47, 48], which includes Higgs searches at LEP, the Tevatron and the LHC. Limits on m_{H^\pm} and m_A are not tested with HIGGSBOUNDS, since 2HDMC only calculates tree-level branching ratios for the charged scalar H^\pm and the CP-odd scalar A , see section V B and further below. We will refer to the recently discovered Higgs boson as \mathcal{H} and the SM Higgs boson as H_{SM} .

We here mainly consider the $\gamma\gamma$ -channel, which was the most significant channel in the discovery of \mathcal{H} . Studies of the impact of the $\gamma\gamma$ -signal on the IDM has been studied in e.g. [10, 11, 49, 50]. In ref. [51] constraints on general 2HDMs with a softly broken \mathbb{Z}_2 symmetry and $\tan\beta \neq 0$ are studied in the light of the new LHC data.

The ATLAS experiment previously observed a small excess in the signal strength $\gamma\gamma$ compared to the SM, which was in slight disagreement with the CMS measurement. With the higher statistics of the most recent data, this excess is no longer present and the two experiments are compatible.

The signal strength $\mu_{\mathcal{H}\gamma\gamma}$ is defined as

$$\mu_{\mathcal{H}\gamma\gamma} = \frac{\sum_k \sigma_k(pp \rightarrow \mathcal{H} + X_k) \times \text{BR}(\mathcal{H} \rightarrow \gamma\gamma)}{\sum_k \sigma_k(pp \rightarrow H_{\text{SM}} + X_k) \times \text{BR}(H_{\text{SM}} \rightarrow \gamma\gamma)} , \quad (4.1)$$

where $\mathcal{H} = h, H$ in our model, and σ_k are the gluon-fusion and vector boson fusion (VBF) hadronic cross sections. The signal strength for other channels, such as $\mu_{\mathcal{H}ZZ}$, are defined in an analogous way.

At the time of writing, ATLAS reports for the $\mathcal{H} \rightarrow \gamma\gamma$ channel the signal strength $\mu_{\mathcal{H}\gamma\gamma} = 1.17 \pm 0.27$ at a mass of $m_{\mathcal{H}} = 125.4 \pm 0.4$ GeV [4] whereas CMS reports $\mu_{\mathcal{H}\gamma\gamma} = 1.14^{+0.26}_{-0.23}$ at a mass of $m_{\mathcal{H}} = 124.70 \pm 0.34$ GeV [5]. In the $\mathcal{H} \rightarrow ZZ \rightarrow 4\ell$ channel, ATLAS measures the signal strength $\mu_{\mathcal{H}ZZ} = 1.44^{+0.40}_{-0.33}$ at the mass $m_{\mathcal{H}} = 125.36$ GeV [52] and the CMS experiment obtains the signal strength $\mu_{\mathcal{H}ZZ} = 0.93^{+0.29}_{-0.25}$ at $m_{\mathcal{H}} = 125.6 \pm 0.45$ GeV [53]. We also note that CMS reports a combined best fit value for all decay channels of $\mu_{\mathcal{H}} = 1.00^{+0.14}_{-0.13}$ with a best-fit mass of $m_{\mathcal{H}} = 125.03^{+0.29}_{-0.31}$ GeV [54].

In the following, we will use the weighted averages of the ATLAS and CMS signal strengths. We use symmetric errors, choosing in the case of asymmetric errors the smaller

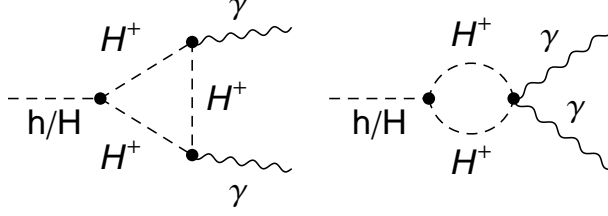


FIG. 3. The two additional Feynman diagrams for the process $\mathcal{H} \rightarrow \gamma\gamma$ in 2HDMs, $\mathcal{H} = h, H$.

of the two in order to be conservative and reject a larger portion of parameter space. This gives $\mu_{\mathcal{H}\gamma\gamma} = 1.15 \pm 0.35$ and $\mu_{\mathcal{H}ZZ} = 1.12 \pm 0.41$.

In our model, where $\mathcal{H} = h, H$, the signal strength $\mu_{\mathcal{H}\gamma\gamma}$ becomes

$$\mu_{h\gamma\gamma} = \sin^2 \alpha \frac{\text{BR}(h \rightarrow \gamma\gamma)}{\text{BR}(H_{\text{SM}} \rightarrow \gamma\gamma)}, \quad \mu_{H\gamma\gamma} = \cos^2 \alpha \frac{\text{BR}(H \rightarrow \gamma\gamma)}{\text{BR}(H_{\text{SM}} \rightarrow \gamma\gamma)}, \quad (4.2)$$

at leading order see (6.1). This is because the h couples as $\sin \alpha$ both to quarks in the gg -fusion process and to vector boson pairs in VBF, whereas H couples as $\cos \alpha$.

The matrix element for $\mathcal{H} \rightarrow \gamma\gamma$ at lowest order in 2HDMs, and in particular in our model, has contributions from two additional Feynman diagrams compared to the SM, with a pair of charged scalars in the loop, as shown in figure 3. These two diagrams contain the couplings between \mathcal{H} and H^+H^-

$$g_{hH^+H^-} = -iv(-\lambda_3 \sin \alpha + \lambda_7 \cos \alpha), \quad g_{HH^+H^-} = -iv(\lambda_3 \cos \alpha + \lambda_7 \sin \alpha). \quad (4.3)$$

The inclusion of the charged scalars in the loop can enhance the $\Gamma_{\mathcal{H} \rightarrow \gamma\gamma}$ and $\text{BR}(\mathcal{H} \rightarrow \gamma\gamma)$ compared to the SM and therefore also $\mu_{\mathcal{H}\gamma\gamma}$.

In order to deduce the regions of parameter space in our model that are compatible with the experimentally observed $\gamma\gamma$ and ZZ signal strengths and that satisfy constraints from EWPT, theory and limits from previous collider experiments (through HIGGSBOUNDS), we scan in the $(m_{H^\pm}, \sin \alpha)$ -plane over the λ_2, λ_3 and λ_7 parameters.

The scan proceeds by sampling uniformly from the following intervals:

$$m_{H^\pm} \in [45, 300] \text{ GeV}, \quad |\sin \alpha| \in [0, 1], \quad (4.4)$$

$$\lambda_2 \in [0, 4\pi], \quad \lambda_3 \in [-\sqrt{\lambda_1 \lambda_2}, 4\pi], \quad \lambda_7 \in [-4\pi, 4\pi].$$

We need only consider $|\sin \alpha|$ since the allowed region is independent on the sign of $\sin \alpha$.

In Case 1, m_A is taken as $m_A = m_{H^\pm} + 50$ GeV in order to fulfill the constraints from EWPT. In Case 1 we also use $m_H = 300$ GeV as a representative value. In Case 2 we use $m_h = 75$ or 95 GeV with $m_A = m_{H^\pm}$ to fulfill EWPT constraints. The allowed points that satisfy all the constraints are shown in figures 4 and 5 for Case 1 and Case 2 respectively, showing points within 1σ and 2σ of the experimental measurement.

We find an allowed region for Case 1 compatible with observed signal strengths, such that $|\sin \alpha| \gtrsim 0.85$ at 1σ or $|\sin \alpha| \gtrsim 0.5$ at 2σ . For Case 2, with $m_h = 75$ GeV or $m_h = 95$ GeV,

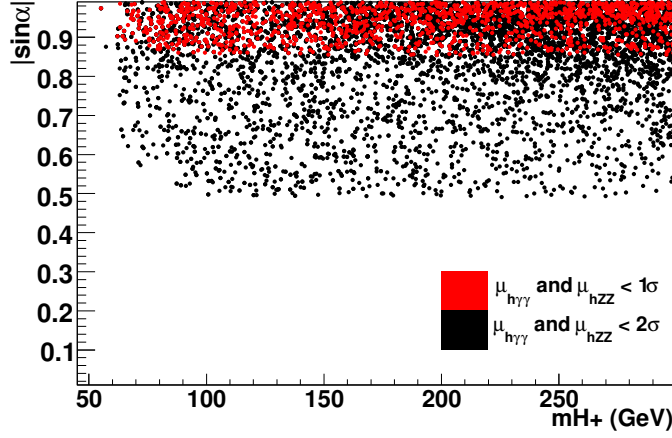


FIG. 4. Points in Case 1, with $m_h = 125$ GeV and $m_H = 300$ GeV, that satisfy all constraints from theory, collider searches with the use of HIGGSBOUNDS version 4.1.3. The red (black) points have both the predicted $\mu_{h\gamma\gamma}$ and μ_{hZZ} within 1σ (2σ) from their experimental values given in the text. The scan is described in the text.

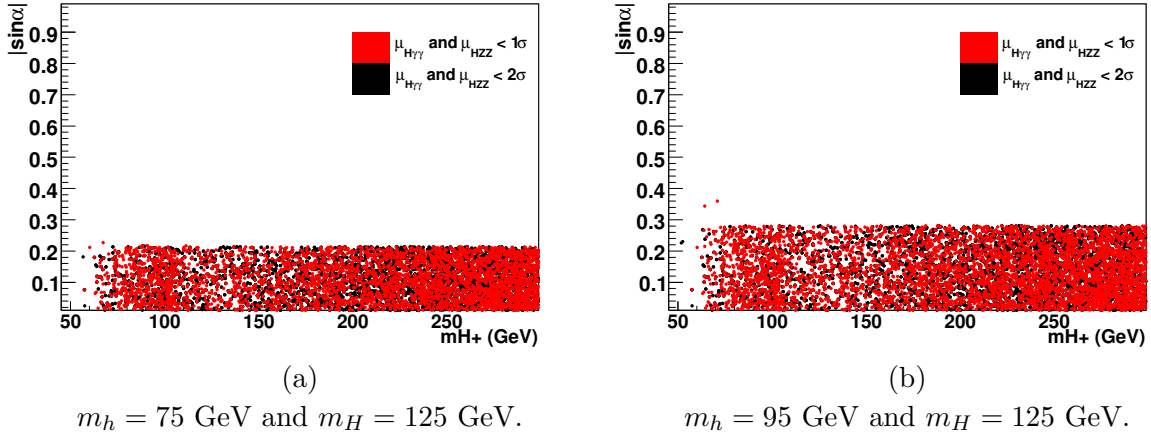


FIG. 5. Points in Case 2 that satisfy all constraints from theory, collider searches with the use of HIGGSBOUNDS version 4.1.3. The red (black) points have both the predicted $\mu_{h\gamma\gamma}$ and μ_{hZZ} within 1σ (2σ) from their experimental values given in the text. The scan is described in the text.

the preferred regions at both 1σ and 2σ are $|\sin \alpha| \lesssim 0.2$ or $|\sin \alpha| \lesssim 0.3$ respectively, both with $m_h \lesssim m_{H^\pm}$, see figure 5.

We also note that there are allowed regions with $m_{H^\pm} < m_{\mathcal{H}}/2$, where the coupling $g_{hH^+H^-}$ is small enough to make $\text{BR}(\mathcal{H} \rightarrow H^+H^-)$ negligible. For $m_{H^\pm} \lesssim 80$ GeV, one might think that the LEP constraints on m_{H^\pm} are violated [46, 55, 56]. However, the majority of the allowed points in the scan have $\text{BR}(H^\pm \rightarrow W^\pm \gamma) > 99\%$ and are therefore not excluded by the LEP constraints. We refer the reader to sections VB 4 and VB 2 for details concerning the H^\pm decays in our model.

Because of the smallness of Γ_{H^\pm} and Γ_A we have not considered the off-shell decay

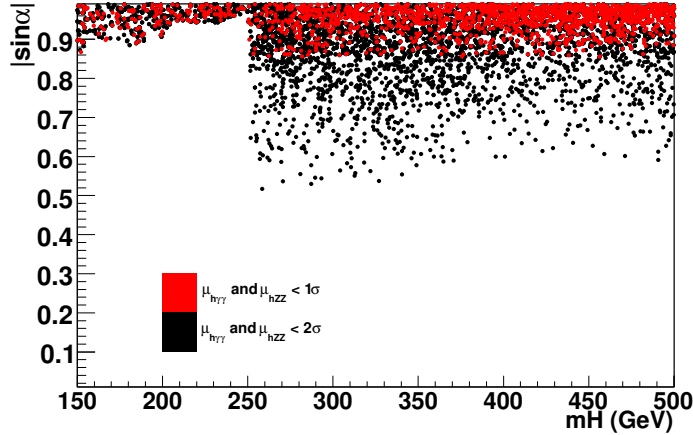


FIG. 6. Similar to Figs. 4 but scanning over m_H , showing points with $m_h = 125$ GeV and $m_{H^\pm} = m_H$, $m_A = m_{H^\pm} + 50$ GeV that satisfy all constraints from theory and collider searches.

channels $\mathcal{H} \rightarrow H^{(*)}H^{-*}$ or $\mathcal{H} \rightarrow A^{(*)}A^*$ (see sections V B 4 and V C 2).

The heavier scalar H in Case 1 is also constrained by the LHC data. In Fig. 6 we present the allowed points in the $(m_H, \sin \alpha)$ -plane for $m_{H^\pm} = m_H$ and $m_A = m_{H^\pm} + 50$ GeV. When $m_H < 2m_h$, the H has the same decay modes as the SM Higgs boson and the SM Higgs searches apply directly. When $m_H \gtrsim 2m_h$, the decay channel $H \rightarrow hh$ opens up, which has the effect of suppressing the branching ratios of the SM channels, thus allowing more of parameter space. This boundary in m_H is clearly seen in Fig. 6.

V. DECAYS OF THE SCALARS IN THE SDM

In this section we present the decay branching ratios and widths for the scalars in our model. We first briefly discuss the decays of the CP-even bosons h and H followed by a longer discussion of the decays of the charged scalar H^\pm . Some of the discussion regarding technical details of the H^\pm decays is relegated to Appendices B and C. We then finish this section by briefly discussing the decays of the A bosons, which are computed analogously to the H^\pm decays.

A. Decays of the non SM-like CP even scalar h or H

In this section, we will focus on Case 1 and Case 2, which were discussed in section IV. For the calculations of the branching ratios of h and H , we use 2HDMC.

We first consider Case 1, where $m_h = 125$ GeV. The decay modes of h must be SM-like in order to reproduce the recent LHC results. This constrains the masses of the charged scalar H^\pm and the CP-odd A to be large enough to prohibit e.g. $h \rightarrow H^+H^-$ and $h \rightarrow AA$, unless the couplings are small as discussed in section IV. The heavier H boson can decay into hh , $H^\pm W^\mp$, H^+H^- , AA and AZ if any of these channels are open. In this case they will be potential production channels for charged scalars and CP-odd scalars, see section VI A.

In order to investigate these decays in more detail, we scan the parameters λ_2, λ_3 and λ_7 as in (4.4) with $\sin \alpha = 0.9$, $m_h = 125$ GeV and $m_A = m_{H^\pm} + 50$ GeV. We impose the theoretical constraints and demand the points to fulfil $0.8 < \mu_{h\gamma\gamma} < 1.5$ and $0.71 < \mu_{hZZ} < 1.53$ as before (the points shown in red in figures 4, 5 and 6). In the scan, it is possible to obtain $\Gamma_H \gtrsim m_H$ through the Hhh , HH^+H^- and HAA couplings, which depend on the scanned λ_3 and λ_7 parameters. This means that the partial widths $\Gamma_{H \rightarrow hh}$, $\Gamma_{H \rightarrow H^+H^-}$ and $\Gamma_{H \rightarrow AA}$ can become very large. In order to have well defined particle properties, e.g. narrow resonances, we demand the width of H to fulfil $\Gamma_H < 0.1m_H$ as an additional constraint. The results are summarized in figure 7a and figure 7b for $m_H = 200$ and 300 GeV, respectively.

In the case $m_H = 200$ GeV, the kinematically open non SM-like decays are $H \rightarrow H^+H^-$ and $H \rightarrow H^\pm W^\mp$. From figure 7a we see that for $m_H = 200$ GeV the decay $H \rightarrow H^+H^-$ can dominate completely whereas $H \rightarrow H^\pm W^\mp$ is substantial for $m_{H^\pm} \lesssim 120$ GeV. We also note that the branching ratio for $H \rightarrow H^+H^-$ grows all the way up to the threshold. This is due to the constraint on Γ_H which puts limits on the magnitude of the HH^+H^- coupling for $m_{H^\pm} < m_H/2$. When m_{H^\pm} goes to $m_H/2$, larger values for the coupling is allowed and therefore also larger $\text{BR}(H \rightarrow H^+H^-)$ is possible. Without the constraint $\Gamma_H < 0.1m_H$ it is possible to obtain $\text{BR}(H \rightarrow H^+H^-) \approx 1$ as m_{H^\pm} goes to $m_H/2$. This is because in this case the only decay that is open and depends on λ_3 and λ_7 is $H \rightarrow H^+H^-$.⁴

Turning to the case $m_H = 300$ GeV, the decay $H \rightarrow hh$ is now open. Furthermore, the decays of H into H^+H^- and $H^\pm W^\mp$ are open for $m_{H^\pm} \lesssim 150$ GeV and $m_{H^\pm} \lesssim 220$ GeV respectively. Finally, the AA and AZ channels are open for $m_{H^\pm} \lesssim 100$ GeV and $m_{H^\pm} \lesssim 160$ GeV respectively. From the results shown in figure 7b we see that the branching ratio of the H scalar into a pair of charged scalars H^+H^- can be as large as 80% and $H \rightarrow H^\pm W^\mp$ can be up to 70%. Looking at the sum of the two, we see that the branching ratio for $H \rightarrow H^\pm X$ is substantial for $m_{H^\pm} \lesssim 150$ GeV. Without the constraint on Γ_H is possible to enhance $\text{BR}(H \rightarrow H^+H^-)$ further. However, the $H \rightarrow H^+H^-$ has to compete against the $H \rightarrow hh$ and $H \rightarrow AA$ modes. For $m_{H^\pm} \lesssim 100$ GeV, $\text{BR}(H \rightarrow H^+H^-)$ can reach 80%. For larger m_{H^\pm} , $\text{BR}(H \rightarrow H^+H^-) = 0.95$ is possible.

In Case 2, where $m_H = 125$ GeV, the possible decays modes of H are the same as in Case 1. However, in order to accommodate the recent LHC results, the signal strengths must be very SM-like and this puts limits on m_{H^\pm} and m_A . The branching ratios of h in Case 2 should then also be SM-like since no other decay channels are open.

B. Decays of the charged scalar H^\pm

We now turn to the decay of the charged scalar H^\pm . The main issue here is that below the $H^\pm \rightarrow W^\pm S$ threshold, where S is the lightest of the neutral scalars, it is not known *a priori* which is the largest of the partial decay widths: $H^\pm \rightarrow f\bar{f}'$, $H^\pm \rightarrow W^\pm Z/\gamma$ (which proceeds at one-loop level at lowest order) or $H^\pm \rightarrow W^\pm S^* \rightarrow 4$ or 6 fermions (which are tree level processes, suppressed by massive propagators and multi-particle phase-space).

All loop calculations of the H^\pm and A decays in this paper have been performed by implementing the model in the FEYNARTS [57] and FORMCALC [58, 59] packages with the help of the FEYNRULES package [60].⁵ The calculations have been performed in Feynman-'t Hooft gauge, i.e. R_ξ gauge with $\xi = 1$, and renormalization conditions and counterterms

⁴ The decays $H \rightarrow \gamma\gamma$ and $H \rightarrow Z\gamma$ are open and depends on λ_3 and λ_7 but are loop-suppressed.

⁵ The FEYNRULES model can be obtained from the authors.

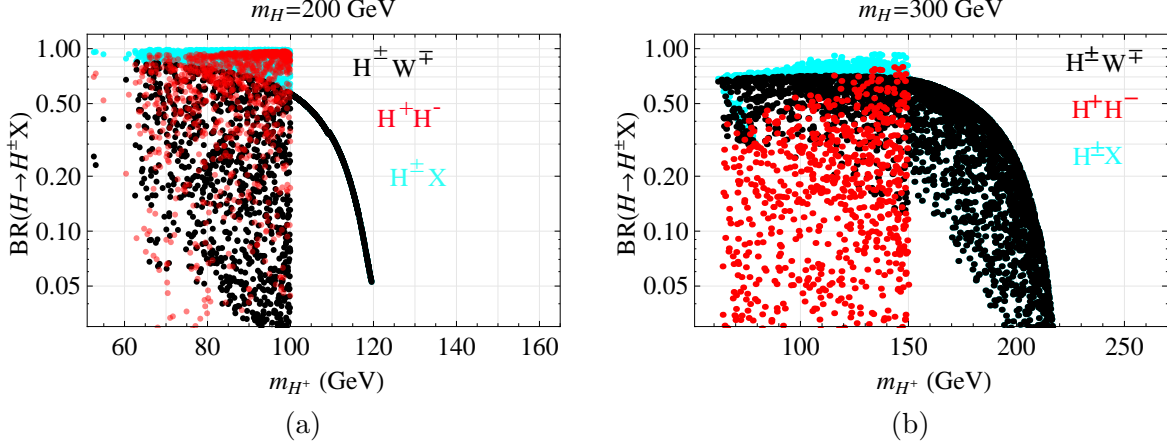


FIG. 7. The branching ratios of the H boson as a function of m_{H^\pm} when scanning over λ_3 and λ_7 (see the text for details) for $m_H = 200$ GeV (left) and $m_H = 300$ GeV (right): $\text{BR}(H \rightarrow H^+ H^-)$ is shown as red points, $\text{BR}(H \rightarrow H^\pm W^\mp)$ as black points, and the cyan points shows the sum $\text{BR}(H \rightarrow H^\pm X)$.

have been implemented in FORMCALC directly as this is not included in models generated using FEYNRULES. Details of the calculations are given in the rest of this section, and details of the renormalization and the chosen on-shell renormalization scheme are given in Appendix B.

1. $H^\pm \rightarrow f \bar{f}'$

Due to the assigned \mathbb{Z}_2 parities of the $\Phi_{1,2}$ fields and the fermions, the charged scalar, which resides solely in Φ_2 , does not couple to fermions at tree level. Since the CP-even mass eigenstates are a mixture of the neutral and real components from Φ_1 and Φ_2 it is possible for the charged scalar to interact with fermions through the terms $m_{12}^2 \Phi_1^\dagger \Phi_2 + \text{h.c.}$ in the scalar potential. Because of the mixing, the amplitudes for all such diagrams will be proportional to $\sin 2\alpha \propto |m_{12}|$ (see eqs. (2.10) and (2.25)).

There are several different ways for the charged scalar to couple to two fermions. We start by considering the effective vertex generated by the Feynman diagrams shown in figure 8, and given in eq. (C2) in appendix C. Since the coupling $C_{H^\pm f \bar{f}'} \sim \rho^F$ is absent at tree level and no counterterm is obtained by performing field and coupling expansions in $\mathcal{L}_{\text{Yukawa}}$, the loop-generated coupling is UV finite. This has also been verified explicitly using the FEYNARTS and FORMCALC implementation.

Another contribution to the matrix element $\mathcal{M}_{H^\pm \rightarrow f \bar{f}'}$ comes from mixing of the charged scalar with the longitudinal component of the W^\pm boson or the charged Goldstone boson G^\pm since we are using R_ξ gauge. This contribution also arises due to the $m_{12}^2 \Phi_1^\dagger \Phi_2 + \text{h.c.}$ term in the scalar potential. Feynman diagrams for the $H^\pm W^\mp$ and $H^\pm G^\mp$ mixing contribution to $H^\pm \rightarrow f \bar{f}'$ are shown in figures 9 and 10.

In the present work, we follow the procedure for renormalization described in [61], which means that no tadpole diagrams contribute and the real parts of the $H^\pm W^\mp$ and $H^\pm G^\mp$ mixings are absent for on-shell charged scalars. Again we refer to Appendix B for details.

Below the hW^\pm threshold, only the vertex-diagrams in figure 8 contribute to $\Gamma_{H^\pm \rightarrow f\bar{f}'}$ in the present renormalization scheme. As a consequence, for charged scalar masses below $m_h + m_W$, the width for $H^\pm \rightarrow f\bar{f}'$ is proportional to the fermion mass m_f and vanishes when $m_f \rightarrow 0$. Above the $m_h + m_W$ threshold, where the $H^\pm W^\mp$ -mixing diagrams develop a non-zero imaginary part (which is unaffected by the renormalization scheme, see figure 24), the width will not vanish in the limit $m_f \rightarrow 0$. We have also verified, with our FEYNARTS and FORMCALC implementation, that the final expression for the partial width $\Gamma_{H^\pm \rightarrow f\bar{f}'}$, including all contributions, is indeed UV finite.

Finally we want to emphasize that the $H^\pm \rightarrow f\bar{f}'$ partial width is proportional to $\sin^2 2\alpha$ and does not depend on the parameters λ_2, λ_3 or λ_7 . In our numerical calculations we include QCD radiative corrections for final state quarks up to order α_s^2 , according to eq. (14) in [33], which is based on [62–64]. We will also in the following discussion set V_{CKM} equal to the unit matrix.

In figure 11, the partial widths $\Gamma_{H^\pm \rightarrow \tau\nu}$ and $\Gamma_{H^\pm \rightarrow cs}$ are shown. The widths are very small, less than ~ 1 eV. This is partially due to the small Yukawa couplings m_s/v , m_c/v and m_τ/v , on which all diagrams below the hW^\pm threshold depend through the $H_i \bar{f} f$ vertex, $H_i = h, H$. Above the hW^\pm threshold, the diagrams in figure 9, which are independent of the Yukawa couplings, start to contribute according to the chosen renormalization scheme. The smallness of the widths is also due to the loop suppression. In section V C 1, we compare the partial width for the process $A \rightarrow \tau^+ \tau^-$ (which is analogous to $H^\pm \rightarrow \tau\nu$) evaluated in our model and in a generic 2HDM in order to extract the size of the loop suppression. We also note that the widths depend on m_h and m_H since diagrams with h and H propagators

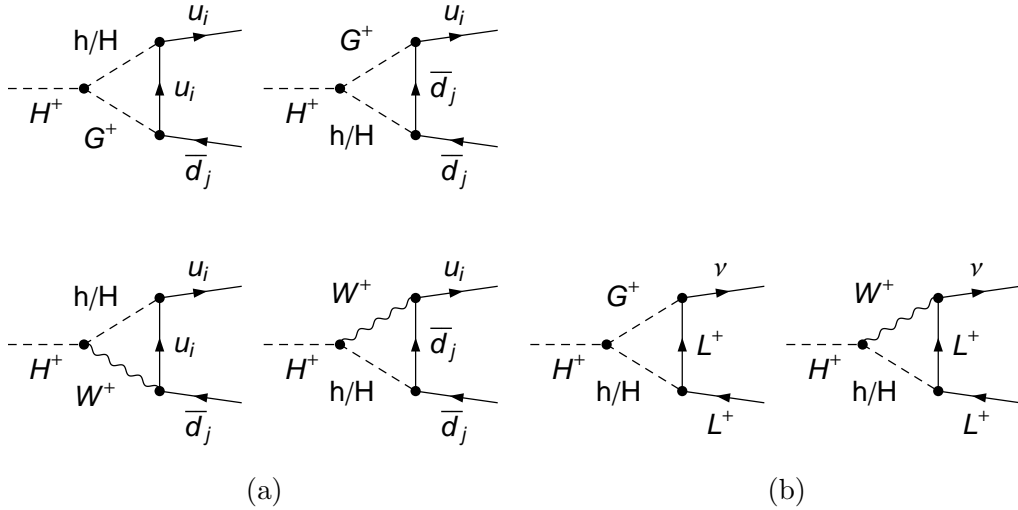


FIG. 8. Feynman diagrams in R_ξ gauge for the effective vertex for (a): $H^+ \rightarrow u_i \bar{d}_j$ and (b): $H^+ \rightarrow L^+ \nu$. Here, u_i and d_i denote up- and down-type quarks of family i . L^+ denotes a positively charged lepton; e^+, μ^+, τ^+ and ν the corresponding neutrino. Diagrams that contain propagators denoted by h/H are to be counted as two diagrams: one with a h boson running in the loop and one with a H boson instead. The effective vertices for $Au_i \bar{u}_i$ and $AL^+ L^-$ are described at one-loop order by the same set of diagrams as in (a) and (b) but with the replacements $H^+ \rightarrow A$, $W^+ \rightarrow Z$, $G^+ \rightarrow G^0$, $\bar{d}_i \rightarrow \bar{u}_i$ and $\nu \rightarrow L^-$.

interfere destructively. Furthermore, the $\tau\nu$ and cs widths are similar in size due to the scaling with the fermion masses in the $H_i\bar{f}f$ vertex.

2. $H^\pm \rightarrow W^\pm Z/\gamma$

We now discuss the decay channels $H^\pm \rightarrow W^\pm Z/\gamma$, starting with $H^\pm \rightarrow W^\pm \gamma$. Because the electromagnetic current j_{EM}^μ must be conserved classically, only couplings between photons and particle–antiparticle pairs exist at tree level. This means in particular that the coupling $H^\pm W^\mp \gamma$ is absent, irrespective of the underlying model giving rise to the charged scalar H^\pm state. However, this coupling can in general be generated at higher orders. The Feynman diagrams that contribute to the amplitude at one-loop order in R_ξ gauge are shown in figure 12.

In principle, the diagrams in figure 13 could also contribute to longitudinally polarized W^\pm bosons, W_L^\pm , but in fact all vanish. This can be understood by the form of the $H^+H^-\gamma$ coupling, for which the Feynman rule reads

$$H^+H^-\gamma : \quad ie [p_{H^+}^\mu - p_{H^-}^\mu], \quad (5.1)$$

where the four momenta are taken to be incoming. Due to four momentum conservation at each vertex, we obtain $p_{H^+\text{ext.}}^\mu - p_\gamma^\mu = p_{H^+\text{int.}}^\mu = p_W^\mu$ (at the $H^+H^-\gamma$ vertex in the diagrams in figure 13), which contracted with the final state polarization vector ϵ_μ for the W^\pm boson gives

$$p_W^\mu \epsilon_\mu(\sigma, p_W) = 0, \quad (5.2)$$

according to the gauge condition for massive spin-1 bosons, for all polarizations σ . This demonstrates that all the diagrams in figure 13 vanish and has also been verified with our FORMCALC implementation.

Similarly, the diagrams in figure 16, which are a subset of possible diagrams for the matrix element of $H^\pm \rightarrow W^\pm Z_L$, vanish by the same argument applied to the $AH^\pm W^\mp$ coupling,

$$AH^\pm W^\mp : \quad g_{AH^\pm W^\mp} [p_{H^\pm}^\mu - p_A^\mu], \quad (5.3)$$

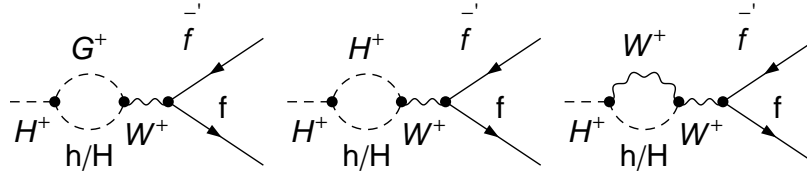


FIG. 9. H^+W^- mixing contribution to $H^+ \rightarrow f\bar{f}'$. The same set of diagrams exists for the AZ mixing contribution to $A \rightarrow f\bar{f}$ with the replacements $H^+ \rightarrow A$, $W^+ \rightarrow Z$, $G^+ \rightarrow G^0$ and $\bar{f}' \rightarrow \bar{f}$. There is also the possibility to draw diagrams where the A boson mixes with a h/H boson which in turn go into a pair of fermions, but all such diagrams vanish due to CP conservation in the scalar sector. Diagrams that contain propagators denoted by h/H are to be counted as two diagrams: one with a h boson running in the loop and one with a H boson instead.

where the four-momenta are taken to be incoming. It is important that the contributions from AZ -mixing vanish at one-loop level in H^\pm decays. If they did not, then we would not have a consistent renormalization scheme (see Appendix B).

One should also add to the matrix element $\mathcal{M}_{H^\pm \rightarrow W^\pm \gamma}$ all the diagrams from the $H^\pm W^\mp$ and $H^\pm G^\mp$ mixing previously discussed for the $H^\pm \rightarrow f \bar{f}'$ processes, by substituting $W^+ \gamma$ for $f \bar{f}'$ in the diagrams depicted in the figures 9 and 10. We do not include diagrams with external Goldstone bosons in the processes $H^\pm \rightarrow W^\pm Z / \gamma$ since we employ the standard unitary gauge prescription for summing over the physical polarization states of the final state W^\pm and Z bosons,

$$\sum_{\sigma} \epsilon_{\mu}^*(\sigma, p) \epsilon_{\nu}(\sigma, p) = -g_{\mu\nu} + \frac{p_{\mu} p_{\nu}}{m_V^2}, \quad (5.4)$$

where $V = W^\pm$ or Z .

Before continuing with further H^\pm decays, we now want to briefly compare the decay modes calculated so far. Above the on-shell threshold $m_{H^\pm} > m_W$ we find that $H^\pm \rightarrow W^\pm \gamma$ dominates over $H^+ \rightarrow \tau^+ \nu_{\tau} / c \bar{s}$ by several orders of magnitude, as illustrated in figure 14. However, as will be discussed below, it is possible to tune the parameters to make $H^\pm \rightarrow W^\pm \gamma$ become very small.

As was discussed in the previous section, all the diagrams that contribute to $\Gamma_{H^\pm \rightarrow f \bar{f}'}$ are proportional to the small Yukawa couplings for $m_{H^\pm} < m_h + m_W$. Above the threshold this partial amplitude is more or less unchanged. In contrast, the leading order diagrams that contribute to $H^\pm \rightarrow W^\pm \gamma$ do not depend on the Yukawa couplings, and thus $H^\pm \rightarrow W^\pm \gamma$ dominates over $H^+ \rightarrow \tau^+ \nu_{\tau} / c \bar{s}$. The situation is similar to the case in the Standard Model where $H_{\text{SM}} \rightarrow W^+ W^-$ dominates over the $b \bar{b}$ channel if it is open. It is well known that by including the width of the W^\pm bosons, i.e. $H_{\text{SM}} \rightarrow W^{+*} W^{-*} \rightarrow \text{fermions}$, the $W^{+*} W^{-*}$ decay mode of the H_{SM} dominates over $b \bar{b}$ far below the threshold; $m_{H_{\text{SM}}} < 2m_W$. As we

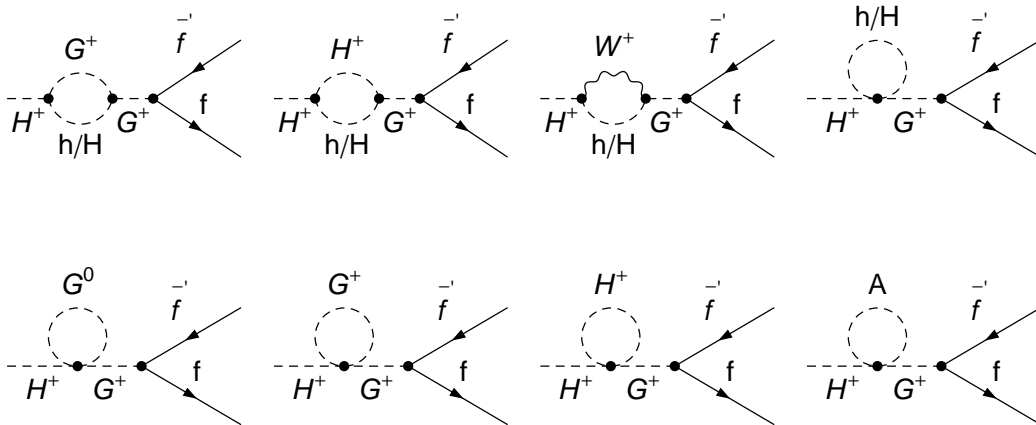


FIG. 10. $H^+ G^-$ mixing contribution to $H^+ \rightarrow f \bar{f}'$. The last five diagrams are purely real and vanish in on-shell renormalization schemes [61]. The same set of diagrams exists for the $A G^0$ mixing contribution to $A \rightarrow f \bar{f}$ with the replacements $H^+ \rightarrow A$, $W^+ \rightarrow Z$, $G^+ \rightarrow G^0$ and $\bar{f}' \rightarrow \bar{f}$.

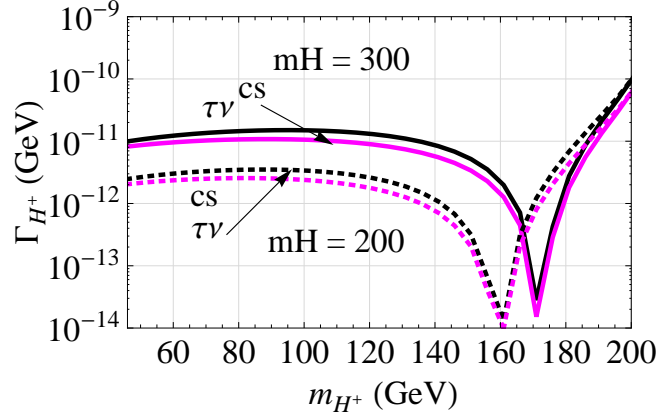


FIG. 11. The partial widths $\Gamma_{H^\pm \rightarrow \tau\nu}$ (black) and $\Gamma_{H^\pm \rightarrow cs}$ (magenta) evaluated for $m_h = 125$ GeV, $\sin \alpha = 0.9$. For the solid lines we have $m_H = 300$ GeV, and for the dotted lines $m_H = 200$ GeV.

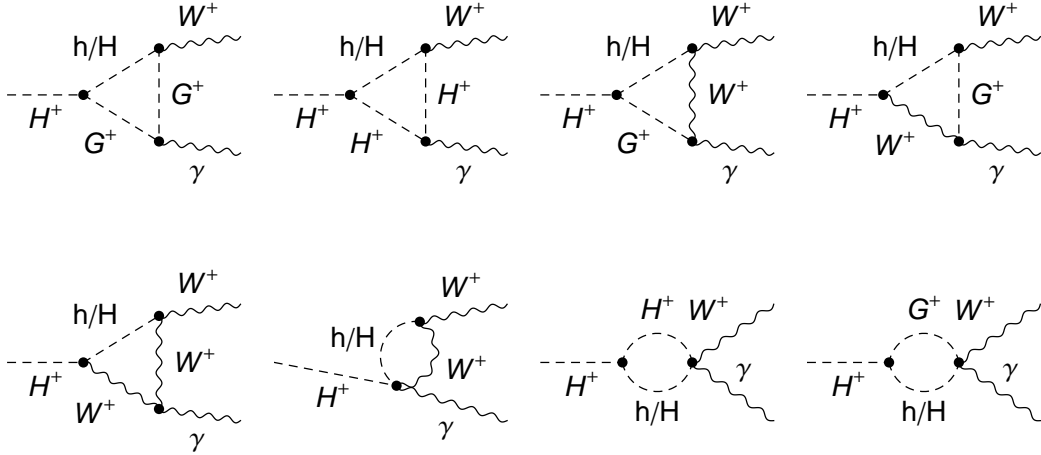


FIG. 12. Feynman diagrams in R_ξ gauge for the $H^\pm W^\mp \gamma$ effective vertex at one-loop order. Diagrams that contain propagators denoted by h/H are to be counted as two diagrams: one with a h boson running in the loop and one with a H boson instead.

will now show, the situation is similar in our model, i.e. the $H^\pm \rightarrow W^\pm \gamma$ mode dominates over the $H^\pm \rightarrow f \bar{f}'$ modes even for charged scalar masses $m_{H^\pm} < m_W$.

To investigate this, we include the effect of subsequent decays of the W^\pm boson, by considering the process $H^\pm \rightarrow W^\pm \gamma$, using the method of “smeared mass unstable particles” [65, 66] described in Appendix D. Formally, one should consider all contributions to the process $H^\pm \rightarrow f \bar{f}' \gamma$, with a photon energetic enough to be detected. The diagrams contributing to this process would be the same as those for $H^\pm \rightarrow f \bar{f}'$ with an external photon radiated off any charged particle. We do not do this here, since to be consistent, we would then also have to include all other $\mathcal{O}(\alpha_{\text{EM}})$ corrections to those widths, which are needed to cancel IR divergences. This procedure will then require two-loop calculations, a

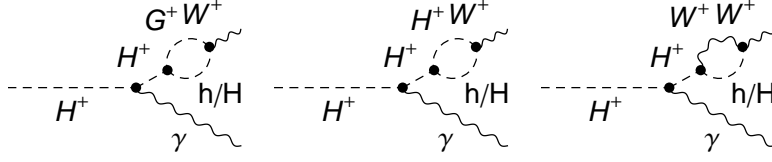


FIG. 13. Feynman diagrams in R_ξ gauge that contribute to the process $H^\pm \rightarrow W^\mp \gamma$ at one-loop level, where the external W^\pm boson has longitudinal polarization, W_L^\mp . Diagrams that contain propagators denoted by h/H are to be counted as two diagrams: one with a h boson running in the loop and one with a H boson instead. All of these diagrams vanish due to the form of the $H^+ H^- \gamma$ vertex, as explained in the text.

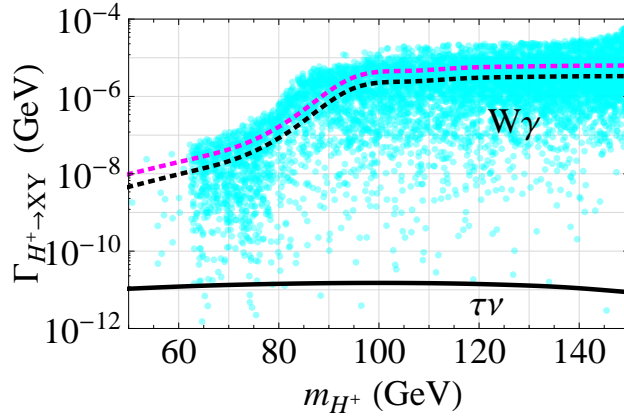


FIG. 14. The cyan points shows the obtained $\Gamma_{H^\pm \rightarrow W\gamma}$ according to the scan described in the text. The dotted magenta line shows $\Gamma_{H^\pm \rightarrow W\gamma}$ and the solid black shows $\Gamma_{H^\pm \rightarrow \tau\nu}$, evaluated at $\lambda_3 = 2(m_{H^\pm}/v)^2$ and $\lambda_7 = \lambda_6$ respectively. The dotted black line shows $\Gamma_{H^\pm \rightarrow W\gamma}$ evaluated at $\lambda_3 = \lambda_7 = 0$ which makes the contribution from diagrams containing $H_i H^+ H^-$ vertices ($H_i = h, H$) vanish according to (4.3).

cumbersome task that should not alter the overall result regarding our $H^\pm \rightarrow W^{\pm*} \gamma \rightarrow f \bar{f}' \gamma$ calculation.

The result of the inclusion of the width of the W^\pm boson is that, due to its broadness and the smallness of $\Gamma_{H^\pm \rightarrow \tau\nu}$ and $\Gamma_{H^\pm \rightarrow cs}$, the process $H^\pm \rightarrow W^{\pm*} \gamma$ clearly dominates the spectrum even below the threshold for $H^\pm \rightarrow W^\pm \gamma$, as shown in figure 14 above and in figure 17 below.

The $H^\pm \rightarrow W^\pm Z/\gamma$ widths are proportional to $\sin^2 2\alpha$ and are independent of λ_2 . They do however depend on the λ_3 and λ_7 parameters through the $H^+ H^- h$ and $H^+ H^- H$ vertices present in the second and seventh diagram in figure 12. In figure 14 we give the partial decay width $H^\pm \rightarrow W^\pm \gamma$ for the canonical choice of $\lambda_3 = 2(m_{H^\pm}/v)^2$ with $\lambda_7 = \lambda_6$ as well as when scanning over λ_2 , λ_3 and λ_7 according to eq. (4.4) with $\sin \alpha = 0.9$, $m_h = 125$ GeV, $m_H = 300$ GeV and $m_A = m_{H^\pm} + 50$ GeV. The conclusion is that for the vast majority

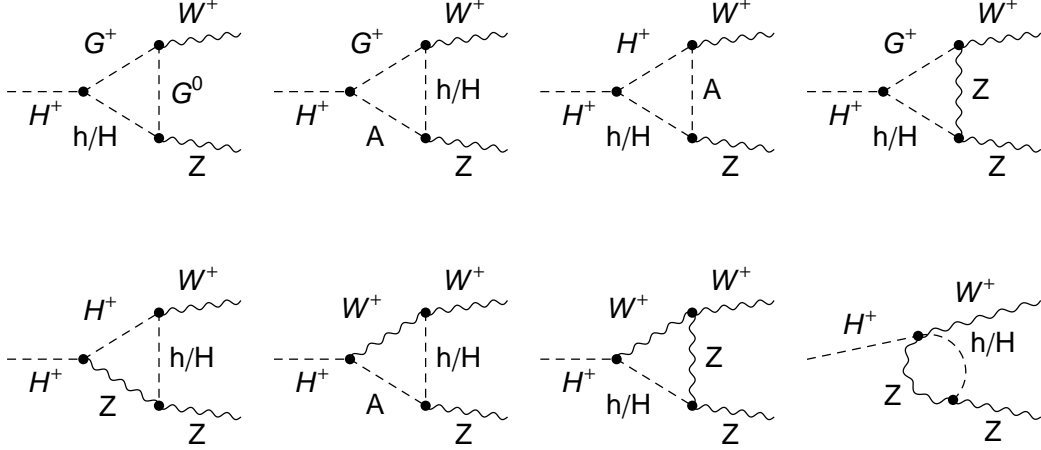


FIG. 15. Feynman diagrams in R_ξ gauge that contribute to the process $H^\pm \rightarrow W^\mp Z$ at one-loop level. Diagrams that contain propagators denoted by h/H are to be counted as two diagrams: one diagram with a h boson running in the loop and one with a H boson instead.

of the scanned parameter points, the $W\gamma$ mode dominates over the $\tau\nu$ and cs modes. We note that it seems possible to tune the parameters λ_3 and λ_7 for a given m_{H^\pm} to give a very small $\Gamma_{H^\pm \rightarrow W^\pm \gamma}$. This is most likely due to cancellations between the diagrams containing $H_i H^\pm H^\mp$ vertices, $H_i = h, H$ (which depend on λ_3 and λ_7 , see eq. (4.3)) with diagrams containing $H_i H^\pm W^\mp$ vertices (which depend on gauge couplings, see appendix A). However, we do not analyze this further here.

We now turn to the process $H^\pm \rightarrow W^\pm Z$. The tree-level coupling $g_{H^\pm W^\mp Z}$ depends on the $SU(2)_L$ and Y representations of the different scalar multiplets in a given model, and their vevs. In models where only $SU(2)_L$ doublet representations are present, the coupling $g_{H^\pm W^\mp Z}$ vanishes at tree level. This coupling can in general be generated at higher orders. The diagrams for the process $H^\pm \rightarrow W^\pm Z$ at one-loop order are the same diagrams as for $H^\pm \rightarrow W^\mp \gamma$ (replace $\gamma \rightarrow Z$) plus the diagrams in figure 15.

At this stage, we do not include off-shell effects in the $H^\pm \rightarrow W^\pm Z$ decays. The reason will become clear below in section VB4 where we will see that since $m_h = 125$ GeV or lighter, the tree level decay $H^\pm \rightarrow W^{\pm(*)} h^{(*)}$ will dominate over $H^\pm \rightarrow W^\pm Z$ as soon as h can be produced on-shell in $H^\pm \rightarrow W^{\pm*} h$. Now, since $m_h = 125$ GeV is below the $W^\pm Z$ threshold, this will always be true. The inclusion of $H^\pm \rightarrow W^{\pm*} Z^*$ does not alter this result. However, it can in principle influence the importance of the $H^\pm \rightarrow W^\pm \gamma$ mode below the WZ threshold, as indicated in figure 17. In addition, the inclusion of off-shell top quarks could also be important when we consider which decay mode is sub-dominant (at the percentage level). We leave these questions for future studies.

Finally, we have checked, using the FEYNARTS and FORMCALC implementation of our model, that the calculated partial widths of $\Gamma_{H^\pm \rightarrow W^\pm Z/\gamma}$ are UV finite. For completeness we also note that the processes $H^\pm \rightarrow W^\pm Z/\gamma$ have been considered for the MSSM, as well as type I and II 2HDMs, in [61].

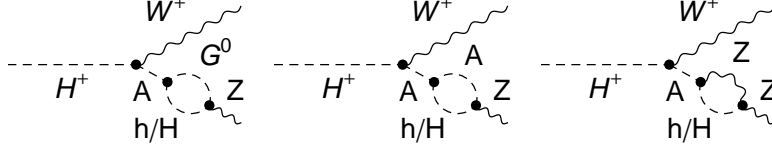


FIG. 16. Feynman diagrams in R_ξ gauge that contribute to the process $H^\pm \rightarrow W^\mp Z$ at one-loop level, where the external Z boson has longitudinal polarization, Z_L . There is also the possibility to draw diagrams, with a $H^\pm W^\mp h/H$ vertex, where h/H goes into an external Z boson. Those diagrams vanish due to the different quantum numbers of h/H and Z . Diagrams that contain propagators denoted by h/H are to be counted as two diagrams: one diagram with a h boson running in the loop and one with a H boson instead. All of the diagrams in this figure vanish due to the form of the $AH^\pm W^\mp$ vertex as discussed in the text.

3. $H^\pm \rightarrow W^\pm h/H/A \rightarrow \text{multiple fermions}$

In addition to the loop-decays already discussed, the H^\pm can also decay into fermions via, possibly off-shell W^\pm, h, H and A bosons. Here we limit the discussion to decays into 4 or 6 fermions, $\Gamma_{H^\pm \rightarrow 4f/6f}$. For 4 fermion decays the only relevant channel is

$$\Gamma_{H^\pm \rightarrow 4f} = \Gamma(H^\pm \rightarrow [W^{\pm*} \rightarrow 2f] + [h^*/H^* \rightarrow b\bar{b}]). \quad (5.5)$$

For 6 fermion final states there are several different amplitudes that contribute. In principle the partial width should be calculated from the sum of all of all these. In line with this we add the contributions from (possibly) virtual h, H on the amplitude level. However, we do not consider possible interference terms between diagrams with different vector boson propagators. In other words, we approximate

$$\Gamma_{H^\pm \rightarrow 6f} \approx \Gamma(H^\pm \rightarrow [W^{\pm*} \rightarrow 2f] + [h^*/H^* \rightarrow W^*W^* \rightarrow 4f]) \quad (5.6)$$

$$+ \Gamma(H^\pm \rightarrow [W^{\pm*} \rightarrow 2f] + [h^*/H^* \rightarrow Z^*Z^* \rightarrow 4f]), \quad (5.7)$$

as is standard practice. We also define

$$\Gamma_{H^\pm \rightarrow Wh/H} \equiv \Gamma_{H^\pm \rightarrow 4f} + \Gamma_{H^\pm \rightarrow 6f}. \quad (5.8)$$

We calculate these widths using the 2HDMC implementation of our model interfaced with the tree-level matrix-element and Monte Carlo phase-space generator MADGRAPH [67–69], with non-zero widths included for the internal propagators using the prescription in eq. (D6).

As we will see in section VB4, $\Gamma_{H^\pm \rightarrow Wh/H}$ is negligible in comparison to the partial widths $\Gamma_{H^\pm \rightarrow f\bar{f}}$ and $\Gamma_{H^\pm \rightarrow W^\pm \gamma}$ for $m_{H^\pm} < m_S \lesssim 2m_W$, where S is the lightest of A and h , even after the inclusion of off-shell h/H and A bosons. This is due to the smallness of the widths of the h, H and A bosons below the $h/H \rightarrow WW/ZZ$ and $A \rightarrow Zh/H$ or $W^\pm H^\mp$ thresholds. The effects of off-shell h, H and A bosons can become sizable when we consider larger $m_{h,H,A}$, i.e. when the sub-channels $h/H \rightarrow VV$ or $A \rightarrow Zh/H$ are kinematically open, so that $\Gamma_{h,H,A} = \mathcal{O}(1 \text{ GeV})$. One should also remember that the $AH^\pm W^\mp$ coupling is independent of the mixing angle α .

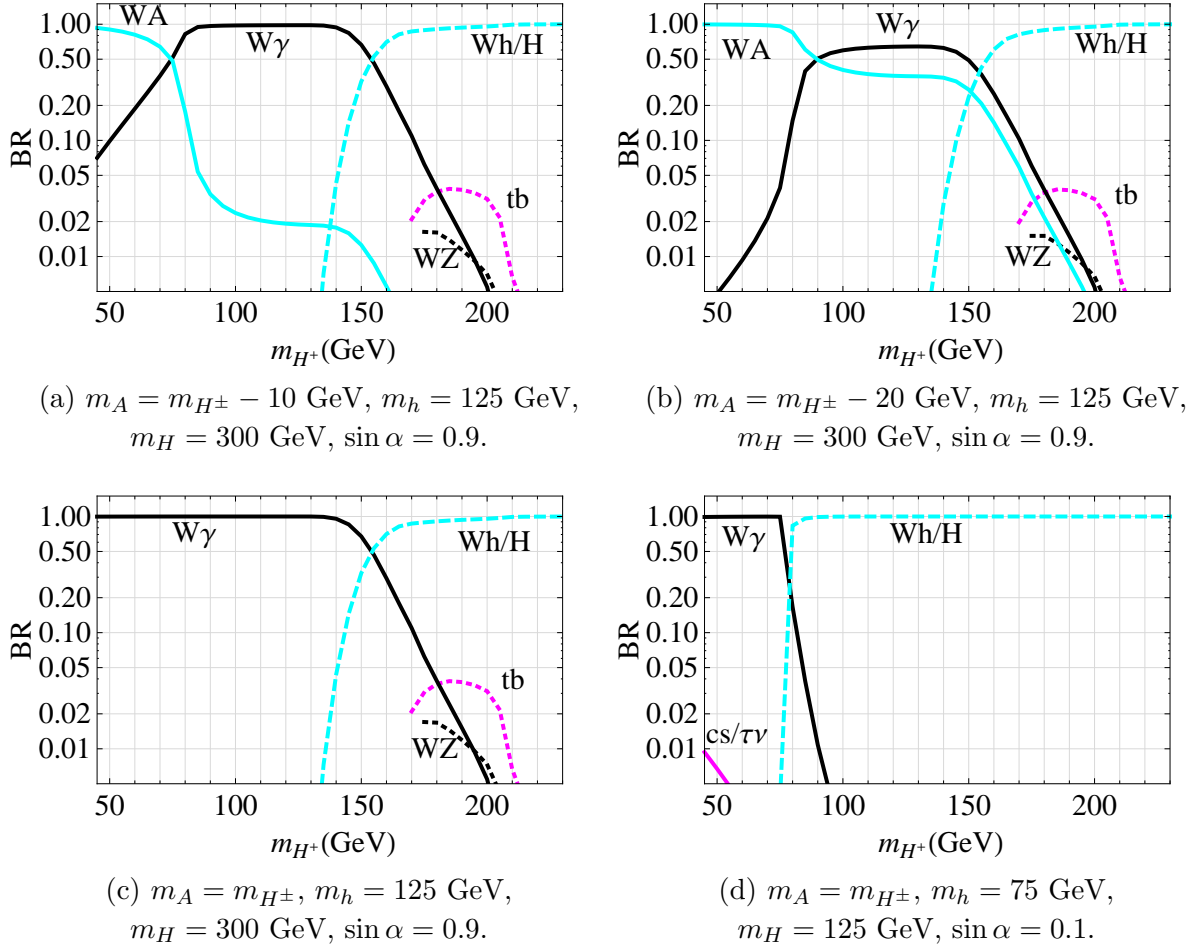


FIG. 17. The branching ratios of the charged scalar H^\pm as a function of m_{H^\pm} . The solid black line shows the $W^\pm\gamma$ mode, dotted black $W^\pm Z$, solid cyan $W^\pm A$, dashed cyan $W^\pm h/H$ and dotted magenta tb . In this figure, we have $\lambda_3 = 2(m_{H^\pm}/v)^2$, $\lambda_2 = \lambda_1$ and $\lambda_7 = \lambda_6$. The scenarios in (a) and (b) are phenomenologically disfavored since EWPT require $m_A > m_{H^\pm}$ for these values of m_{H^\pm} (see figure 2 and the related discussion).

4. Decay widths and branching ratios for H^\pm

We have now come to the point where we can compare the magnitudes of the different decay modes under consideration in our standard cases with $\lambda_3 = 2(m_{H^\pm}/v)^2$, $\lambda_2 = \lambda_1$ and $\lambda_7 = \lambda_6$ as is illustrated in figure 17. Here we have calculated the partial width of the decay mode $H^\pm \rightarrow W^{\pm*}A$ using the results of [70] as implemented in 2HDMC.

First of all it should be noted that the contribution to the decay modes of H^\pm from the processes $H^\pm \rightarrow \tau\nu$ and $H^\pm \rightarrow cs$ is very small: $\text{BR}(H^\pm \rightarrow \tau\nu) + \text{BR}(H^\pm \rightarrow cs) < \mathcal{O}(1\%)$. As mentioned, due to the broadness of the W^\pm boson, the $H^\pm \rightarrow W^{\pm*}\gamma$ mode dominates over $H^\pm \rightarrow \tau\nu$ and $H^\pm \rightarrow cs$ even below the threshold, $m_{H^\pm} < m_W$. If one considers $m_A < m_{H^\pm}$, the decay mode $H^\pm \rightarrow W^{\pm*}A$ can start to make a significant contribution and will dominate the branching ratios for the charged scalar below the $W^\pm\gamma$ threshold, $m_{H^\pm} < m_W$. If we consider Case 1, then the mass of the A boson has to be heavier than H^\pm

for $m_{H^\pm} \lesssim M$ (according to the limits from EWPT illustrated in figure 2a with M given by eq. (3.2)) and the decay mode $H^\pm \rightarrow W^\pm A$ is therefore not possible for light H^\pm . For charged scalar masses larger than m_W , the decay mode $H^\pm \rightarrow W^\pm \gamma$ will dominate, provided that H^\pm is the lightest scalar in our model. The tb and WZ modes will contribute to the branching ratios of the order a few percent.

A consequence is that the charged scalar in our model is *not* in general constrained by the LEP result $m_{H^\pm} \gtrsim 80$ GeV, valid for $\text{BR}(H^\pm \rightarrow cs) + \text{BR}(H^\pm \rightarrow \tau\nu) = 1$ [46, 55, 56]. Moreover, the $W\gamma$ channel can be dominant, and WZ of order 1%. This is to be compared to the case of type-I or II 2HDMs and MSSM where the maximal branching ratios for the $W\gamma$ mode are $\sim \mathcal{O}(10^{-5})$ and $WZ \sim \mathcal{O}(10^{-3})$ [61].

Note that, as shown in figure 14, the width of H^\pm can become very small in some regions of parameter space. For example, if the width would be 1 eV, then the proper decay length is $c\tau \sim 0.2 \mu\text{m}$, and if the width is as small as 1 meV, then $c\tau \sim 0.2$ mm. It would therefore be interesting to study whether this could lead to tracks or displaced vertices in the detector. Such signatures have been studied by the CMS collaboration in [71].

C. Decays of the CP-odd scalar A

We end this section on scalar decays by considering the decays of the A boson. As mentioned for the H^\pm bosons, we do not know *a priori* if the decay modes of the A boson into 4 or 6 fermions, via possible off-shell bosons, dominates over $A \rightarrow f\bar{f}$, which proceeds at one-loop at the lowest order in our model⁶. The decay modes of the A boson into 4 or 6 fermions through possible off-shell h, H, H^\pm, Z and W^\pm bosons are calculated in a very similar way as the decay of the charged scalar, in section VB 3.

1. $A \rightarrow f\bar{f}$

The situation here is similar to the situation for the charged scalar: the CP-odd scalar A couples to a pair of fermions with the same diagrams as the charged scalar, but with the W^\pm or G^\pm bosons replaced with Z or G^0 in the loop. The A bosons will mix with longitudinally polarized Z bosons (and with G^0 bosons in R_ξ gauge), which in turn go into a pair of fermions. We will renormalize the AZ and AG^0 mixing in the same way as for $H^\pm W^\pm$ and $H^\pm G^\pm$, i.e., the real part of the mixing vanishes for an on-shell A boson.

One way to give a measure of the magnitude of the loop-generated ρ^F elements in our model is by comparing e.g. $\Gamma_{A \rightarrow \tau^+ \tau^-}$ calculated in our model (at one-loop level) with the tree-level result obtained in a generic model. Writing the effective interaction as $i\bar{\Psi}_\tau [\rho^L]_{33} \gamma_5 \Psi_\tau A$, we can calculate the effective coupling $[\rho^L]_{33}$ from

$$\Gamma_{A \rightarrow \tau^+ \tau^-} = ([\rho^L]_{33})^2 \frac{m_A}{8\pi} \sqrt{1 - \frac{4m_\tau^2}{m_A^2}}. \quad (5.9)$$

⁶ Note that due to the quantum numbers of the A boson, the amplitudes for $A \rightarrow VV$, where $VV = W^+W^-, ZZ, \gamma\gamma, Z\gamma$ or gg , are zero at tree-level. In general 2HDMs, the A boson can couple to a pair of gauge bosons at one-loop order through a loop of fermions [72]. This is not the case in our model due to the vanishing of the tree-level couplings between A and a fermion pair, $C_{A f \bar{f}} \sim \rho^F = 0$. This means that in our model, $A \rightarrow VV$ is a two-loop process. We will not consider these decay modes in this paper.

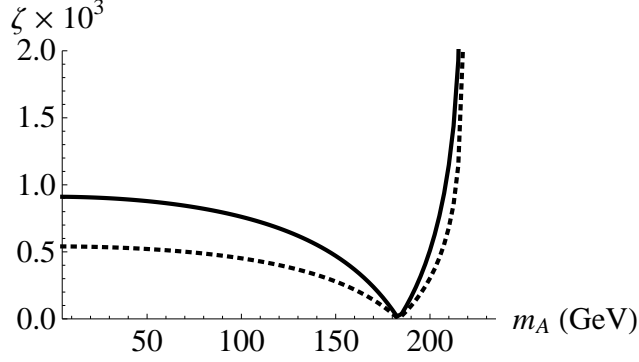


FIG. 18. The ratio $\zeta = [\rho^L]_{33} / (m_\tau/v)$ as a function of m_A . The solid line is for $\sin \alpha = 0.7$ and the dotted for $\sin \alpha = 0.95$. The other parameters of the model are taken to be $m_h = 125$ GeV, $m_H = 300$ GeV, $m_{H^\pm} = m_A$.

Defining the ratio

$$\zeta \equiv \frac{[\rho^L]_{33}}{m_\tau/v}, \quad (5.10)$$

where $\zeta = 1$ is the value obtained in a Type-I 2HDM with $\tan \beta = 1$, we find that the magnitude of ζ in our model is $\mathcal{O}(10^{-3})$ if $m_A \lesssim m_h + m_Z$, see figure 18. Note that this effective coupling is independent of the values of m_{H^\pm} , λ_3 , λ_2 , and λ_7 .

Another property of the model is that at lowest order we have

$$\frac{\Gamma_{A \rightarrow c\bar{c}}}{\Gamma_{A \rightarrow s\bar{s}}} = \frac{m_c^2}{m_s^2}. \quad (5.11)$$

In this sense, our model is therefore Type I-like. Furthermore, as already mentioned, the off-diagonal entries in the ρ^F matrices are zero at one-loop level. This is due to the absence of a W^\pm boson in the diagrams for the process $A \rightarrow f\bar{f}$. At two-loop order, off-diagonal ρ^F matrix elements are generated and will introduce new FCNC in our model.

2. Decay widths and branching ratios for A

The result of the calculations for the partial widths and branching ratios for the A boson is similar to those of the charged scalar. If A is not the lightest scalar in our model, the dominating decay mode is $A \rightarrow SV$, where S is the lightest scalar and V the associated vector boson. If A is the lightest scalar, the $b\bar{b}$ mode dominates, see figure 19 and figure 20. The partial decay widths $A \rightarrow f\bar{f}$ are proportional to $\sin^2 2\alpha$ and can be very small, figure 21. In Case 1 there is no region in parameter space which allows the A boson to be the lightest scalar. As was outlined in section III, in Case 1 one should have $m_A \gtrsim m_{H^\pm} + 50$ GeV in order to fulfill the constraints from EWPT for m_{H^\pm} below $m_h = 125$ GeV. In Case 2 we have larger freedom to choose m_A and m_{H^\pm} according to figure 2b. But the recent LHC results restrict the possible m_A and m_{H^\pm} since e.g. the decay mode $H \rightarrow AZ^*$ (with Z far off shell) should not be allowed.

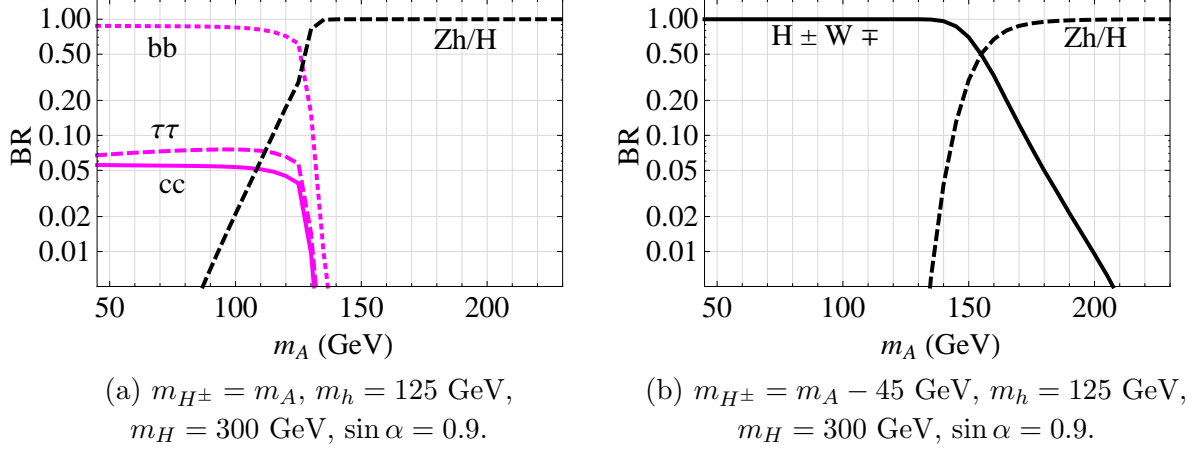


FIG. 19. The various branching ratios for the scalar A : dotted magenta $A \rightarrow b\bar{b}$, solid magenta $A \rightarrow c\bar{c}$, dashed magenta $A \rightarrow \tau\tau$, dashed black $A \rightarrow Zh/H$, solid black $A \rightarrow W^\pm H^\mp$. Here $\lambda_3 = 0$, $\lambda_2 = \lambda_1$ and $\lambda_7 = \lambda_6$.

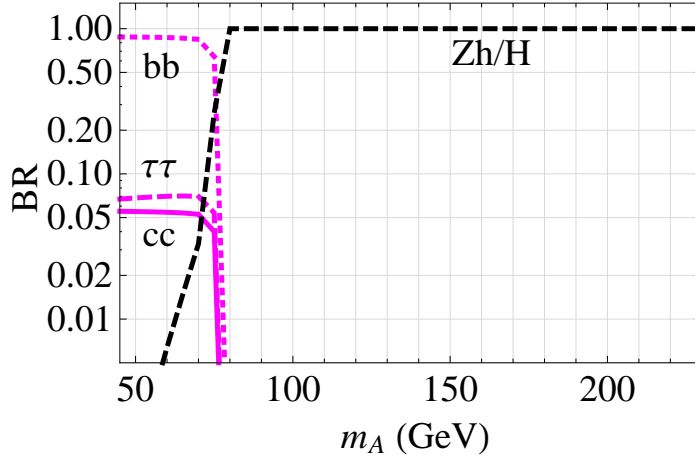


FIG. 20. The branching ratios for the scalar A : dotted magenta is $b\bar{b}$, solid magenta $c\bar{c}$, dashed magenta $\tau\tau$, dashed black Zh/H . $m_{H^\pm} = m_A$, $m_h = 75$ GeV $m_H = 125$ GeV, $\sin \alpha = 0.1$. Here $\lambda_3 = 0$, $\lambda_2 = \lambda_1$ and $\lambda_7 = \lambda_6$.

VI. POSSIBLE SIGNALS OF THE SDM AT COLLIDER EXPERIMENTS

We have seen that the scalars in our model, and in particular H^\pm and A , can have non-standard decay modes. In particular, if H^\pm is the lightest scalar, its dominating decay mode will be $H^\pm \rightarrow W^\pm \gamma$ unless the parameters are fine tuned. In this section we now consider the production of the scalars. As mentioned in section IV, the CP-even scalars h and H are produced in the same way as H_{SM} in gg -fusion and VBF, but with modified couplings

$$\sigma_k(pp \rightarrow H_i) = \kappa_{H_i} \sigma_k(pp \rightarrow H_{\text{SM}}), \quad (6.1)$$

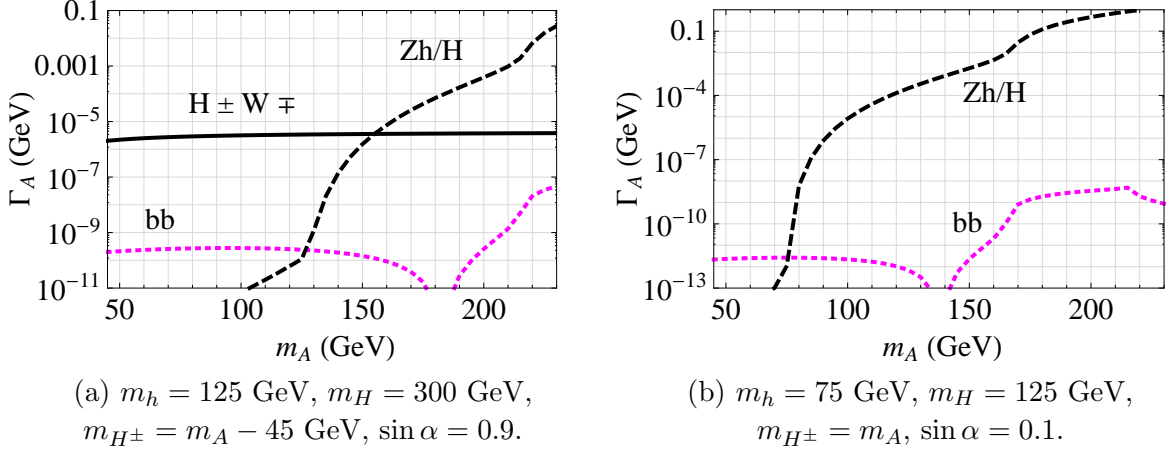


FIG. 21. The partial decay widths Γ_A as a function of m_A . Dotted magenta is $b\bar{b}$, dashed black Zh/H , solid black $W^\pm H^\mp$. Here $\lambda_3 = 0$, $\lambda_2 = \lambda_1$ and $\lambda_7 = \lambda_6$.

where $H_i = h, H$, $\kappa_h = \sin^2 \alpha$, $\kappa_H = \cos^2 \alpha$ and σ_k are the production cross-sections through gg -fusion or VBF. The expression in (6.1) is valid up to electroweak corrections. The QCD corrections, which are the most important ones, are the same in our model as in the SM.

The discovery of a charged scalar H^\pm has for long been considered a sure sign of physics beyond the SM. In the standard scenarios such as MSSM, NMSSM or 2HDMs, H^\pm are produced primarily in top quark decays if they are light, or if they are heavy, in association with top and bottom quarks in gg and gb collisions.

In our model, the $t\bar{b}H^\pm$ coupling is zero at tree level and is instead generated by loops, and the same holds for the $A t\bar{t}$ coupling. We have calculated the loop-generated decay width $\Gamma_{t \rightarrow H^\pm b}$ in our model in the same way as we calculated $\Gamma_{H^\pm \rightarrow t\bar{b}}$. The result is that the branching ratio $\text{BR}(t \rightarrow H^\pm b)$ is less than 10^{-6} for allowed points in parameter space (the λ parameters can not be arbitrarily large). So, due to the absence of tree-level fermion couplings for H^\pm and A , the standard production mechanisms of the H^\pm involving the $t\bar{b}H^\pm$ couplings and the $gg \rightarrow A$ channel for the A are negligible. Other production mechanisms must therefore be considered. Our model thus leads to a novel phenomenology of the H^\pm and A bosons, with both production and decay modes being non-standard. More detailed phenomenological studies of H^\pm and A will be performed in future work, but in this section, we briefly outline some channels that will be important. Production cross sections for light charged Higgs bosons in general 2HDMs can be found in [73].

A. Production of H^\pm

The production of a pair of charged scalars in $q\bar{q}$ collisions through s -channel γ^*/Z^* exchange depends on the electroweak couplings through the ZH^+H^- and γH^+H^- vertices. Except for the dependence on m_{H^\pm} , the partonic cross section for $q\bar{q} \rightarrow H^+H^-$ does not depend on the parameters of the scalar potential, if one neglects the contribution from s -channel processes with h and H bosons, whose couplings to the quarks involved are very small. To get a first estimate of the hadronic production cross sections we have calculated $\sigma(pp \rightarrow H^+H^-)$ at $\sqrt{s} = 8$ TeV and 14 TeV and $\sigma(p\bar{p} \rightarrow H^+H^-)$ at $\sqrt{s} = 2$ TeV using the

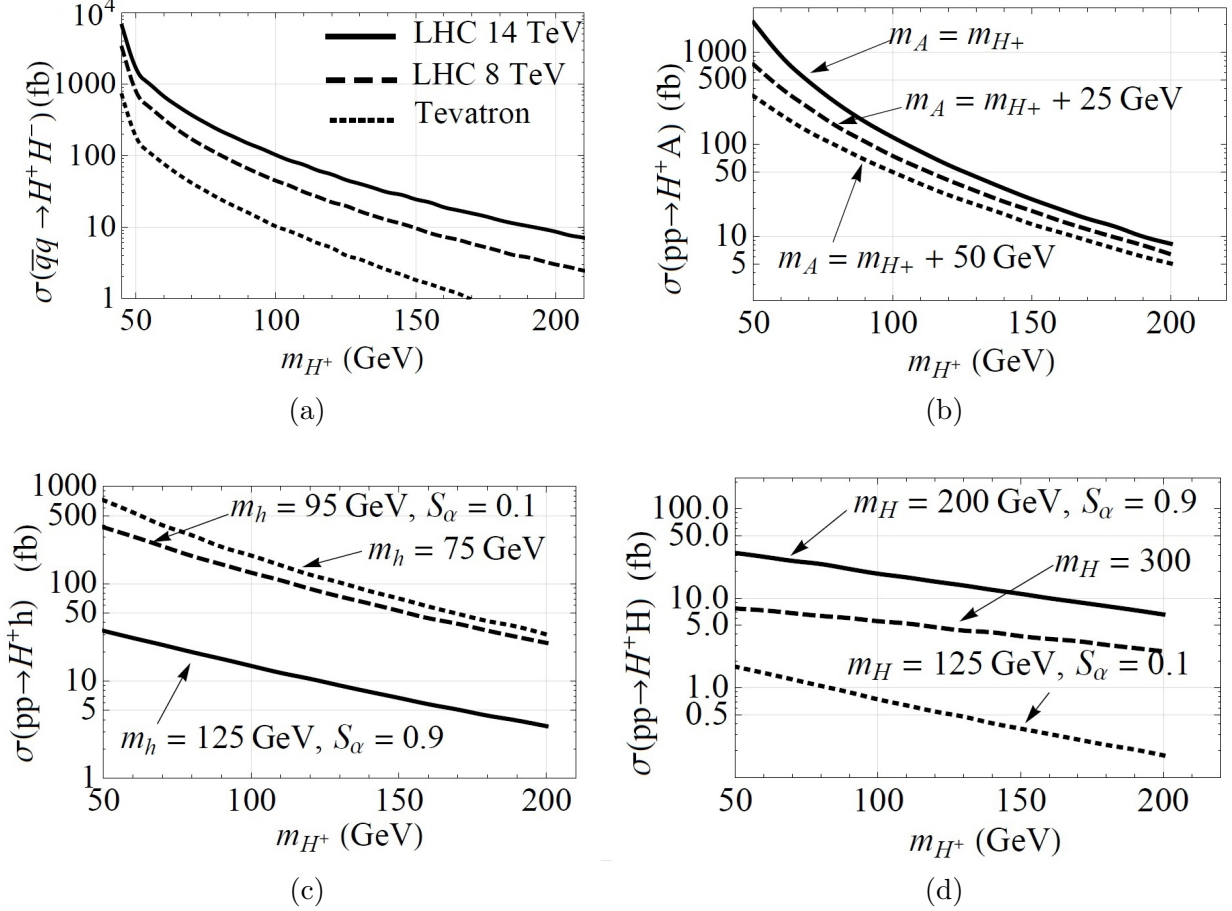


FIG. 22. Hadronic cross-sections for various production mechanisms as functions of m_{H^\pm} : (a) $\sigma(pp \rightarrow H^+H^-)$ at LHC 8 (14) TeV solid (dashed) and $\sigma(p\bar{p} \rightarrow H^+H^-)$ at the Tevatron (dotted), (b) $\sigma(pp \rightarrow H^+A)$ at LHC 8 TeV. For the solid/dashed/dotted lines, we have $m_A = m_{H^\pm} + 0/25/50$ GeV, (c) $\sigma(pp \rightarrow H^+h)$ at LHC 8 TeV. For the solid line, we have $m_h = 125$ GeV with $\sin \alpha = 0.9$, the dashed (dotted) line $m_h = 95$ (75) GeV with $\sin \alpha = 0.1$, (d) $\sigma(pp \rightarrow H^+H)$ at LHC 8 TeV. For the solid (dashed) line, we have $m_H = 200$ (300) GeV with $\sin \alpha = 0.9$ and for the dotted line $m_H = 125$ GeV with $\sin \alpha = 0.1$.

LO Monte Carlo generator software MADGRAPH [67–69] with CTEQ6L1 PDFs and using factorization and renormalization scales set to $\mu = M_Z$. The results are shown in figure 22a as a function of m_{H^\pm} .

Another production process to consider is the associated production $q\bar{q}' \rightarrow W^* \rightarrow H^\pm S$, where $S = h, H$ or A . This will give cross sections of similar magnitude as $q\bar{q} \rightarrow \gamma^*/Z^* \rightarrow H^+H^-$, provided that the sum of the final state rest masses are similar; $m_{H^\pm} + m_S \approx 2m_{H^\pm}$. In figure 22b–d we show the leading order hadronic cross sections at the LHC with $\sqrt{s} = 8$ TeV, as calculated with MADGRAPH, for $pp \rightarrow H^+A$, $pp \rightarrow H^+h$ and $pp \rightarrow H^+H$ respectively. We note that the process $q\bar{q}' \rightarrow W^* \rightarrow H^\pm A$ is independent of the mixing angle α , whereas the $q\bar{q}' \rightarrow W^* \rightarrow H^\pm H_i$ processes have a dependence on α through the $W^\pm H^\mp H_i$ coupling, where $H_i = h, H$.

The final production mechanisms of H^\pm that we consider in this paper are via the H boson

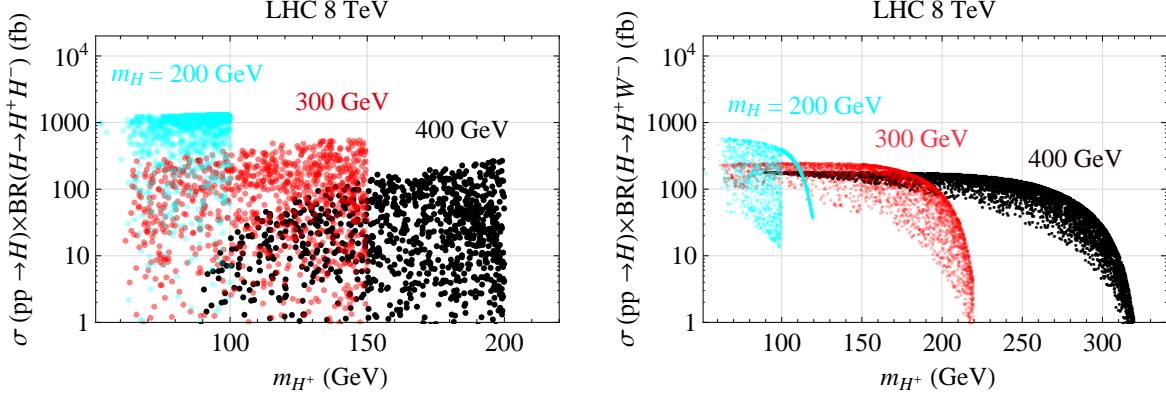


FIG. 23. The cross-section $\sigma(pp \rightarrow H)$ times branching ratio for $H \rightarrow H^+H^-$ (left), and $H \rightarrow H^+W^-$ (right), at the LHC for $\sqrt{s} = 8$ TeV with $\sin \alpha = 0.9$ and different values of m_H . The values of the other parameters are described in the text.

from $pp \rightarrow H$, with subsequent decays $H \rightarrow H^+H^-$ and $H \rightarrow H^+W^-$. We have employed the same scan and constraints as in section V A, and the expression (6.1) together with the H_{SM} cross sections from [74]. The results for $\sigma(pp \rightarrow H) \times \text{BR}(H \rightarrow H^+H^-)$ and $\sigma(pp \rightarrow H) \times \text{BR}(H \rightarrow H^+W^-)$ are shown in figure 23, for $\sin \alpha = 0.9$ and $\sqrt{s} = 8$ TeV. The m_{H^\pm} dependence of the cross section lies solely in the branching ratios of H discussed in section V A. We note that in Ref. [21], the off-shell contribution $\sigma(pp \rightarrow h^*/H^* \rightarrow H^\pm W^\mp)$ is calculated for the fermiophobic A2HDM. These results can be carried over to our model. We also note that in our model, given the cross sections in figure 23, there could already exist a significant amount of events with charged scalars H^\pm originated from H decays. For $m_{H^\pm} \lesssim m_h$, the H^\pm decays more or less exclusively into $W^\pm \gamma$, see section V B 4. Finally, the production of a heavy resonance H in gg -fusion, with the decay chain $H \rightarrow (H^\pm \rightarrow (\mathcal{H} \rightarrow b\bar{b})W^\pm)W^\mp$, was studied for the LHC 8 TeV run in Ref. [75].

B. Production of A

The process $gg \rightarrow A$ occurs at two-loop level in our model. We will instead consider those regions in parameter space where it can be produced in decays of the other scalars or in association with those. If H is heavy enough, its decays $H \rightarrow AZ, AA$ could contribute a significant amount of the total production cross section of A bosons at the LHC. One could also consider the process $q\bar{q}' \rightarrow Z^* \rightarrow Ah/H$ for which the cross section is similar to the previously discussed $q\bar{q} \rightarrow H^\pm A/h/H$. One would then have to consider the subsequent decay of the A boson into hZ or $H^\pm W^\mp$. If A is the lightest scalar of the model one has to instead consider $A \rightarrow b\bar{b}$.

We also note that if A is the lightest scalar, the decay width can be very small, $\Gamma_A < 1$ meV as shown in figure 21b, for $\sin \alpha \sim 0.1$. This feature might open for signatures with displaced vertices in the detectors, provided that the A bosons are produced with sufficient p_T relative to its mass so that the γ -factor from the boost is large enough.

VII. CONCLUSIONS AND SUMMARY

In this paper, we have discussed a novel type of 2HDMs, first introduced by us in [12], where the \mathbb{Z}_2 symmetry is only broken in the potential and only one of the doublets has tree-level fermion couplings such that new FCNCs occur first at the two-loop level. Since the H^\pm and the A bosons reside solely in the fermiophobic doublet, indirect constraints from flavor observables do not apply. We also demonstrated that there are substantial regions of the parameter space of the model which satisfy theoretical constraints, are compatible with EWPT and earlier Higgs searches, and with the new LHC results. In particular, we have considered the $\mathcal{H} \rightarrow \gamma\gamma$ and $\mathcal{H} \rightarrow ZZ$ signal strengths, where \mathcal{H} denotes the observed Higgs boson.

We have calculated the decay rates of all scalars, and in particular the decays of the H^\pm and A bosons that occur through one-loop processes at lowest order. Decay modes involving off-shell final state particles have also been considered in detail. These calculations show that if the H^\pm boson is the lightest scalar of the model, the non-standard decay mode $H^\pm \rightarrow W^\pm\gamma$ will typically dominate. Otherwise, decays of H^\pm into on-shell scalars and off-shell vector bosons will dominate. The decay modes of the A boson show a similar behavior as for the H^\pm boson. If A is not the lightest scalar, then A will decay into on-shell scalars and off-shell vector bosons. If A is the lightest scalar, $A \rightarrow b\bar{b}$ is the dominating decay channel.

Since the H^\pm and A bosons of this model are fermiophobic at tree level, they have loop-suppressed standard production channels at hadron colliders. Therefore, we consider production of these scalars in pairs, and in association with vector bosons and other scalars. These production channels could originate from $q\bar{q}'$ collisions or H decays. We estimate that, if light enough, H^\pm and A could already have been produced in considerable amounts at the LHC. Therefore, more detailed investigations of such scenarios should be considered, in particular the case where $H^\pm \rightarrow W^\pm\gamma$ is the dominating decay mode.

Acknowledgments

We thank T. Hahn for being very helpful in answering questions about FEYNARTS and FORMCALC and A. Arhrib and R. Pasechnik for helpful discussions regarding renormalization and the smeared mass unstable particle model. We also thank M. Krawczyk and R. Santos for helpful comments and discussions. R.E. and J.R. are supported by the Swedish Research Council under contracts 2007-4071 and 621-2011-5333.

APPENDICES

Appendix A: Couplings

In this Appendix we give the three-particle couplings of scalars and gauge bosons. We do not list all the Goldstone boson couplings or the four-particle couplings, but these can be easily obtained using the FEYNRULES implementation of the model. As before, we define $s_\alpha = \sin \alpha$, $c_\alpha = \cos \alpha$, and $s_W = \sin \theta_W$. The triple scalar couplings of the model are then

given by $g_{ijk} = -ivc_{ijk}$ for $i, j, k = h, H, A, H^\pm$, where

$$c_{hhh} = 3 \left(-s_\alpha^3 \lambda_1 + 3c_\alpha s_\alpha^2 \lambda_6 + c_\alpha^3 \lambda_7 - c_\alpha^2 s_\alpha \lambda_{345} \right), \quad (\text{A1})$$

$$c_{HHH} = 3 \left(c_\alpha^3 \lambda_1 + 3c_\alpha^2 s_\alpha \lambda_6 + s_\alpha^3 \lambda_7 + c_\alpha s_\alpha^2 \lambda_{345} \right), \quad (\text{A2})$$

$$c_{hhH} = 3s_\alpha^3 \lambda_6 - 3c_\alpha^2 s_\alpha (2\lambda_6 - \lambda_7) + c_\alpha s_\alpha^2 (3\lambda_1 - 2\lambda_{345}) + c_\alpha^3 \lambda_{345}, \quad (\text{A3})$$

$$c_{hHH} = 3c_\alpha^3 \lambda_6 - 3c_\alpha s_\alpha^2 (2\lambda_6 - \lambda_7) - c_\alpha^2 s_\alpha (3\lambda_1 - 2\lambda_{345}) - s_\alpha^3 \lambda_{345}, \quad (\text{A4})$$

$$c_{hAA} = -s_\alpha (\lambda_3 + \lambda_4 - \lambda_5) + c_\alpha \lambda_7, \quad (\text{A5})$$

$$c_{HAA} = c_\alpha (\lambda_3 + \lambda_4 - \lambda_5) + s_\alpha \lambda_7, \quad (\text{A6})$$

$$c_{hH^+H^-} = -s_\alpha \lambda_3 + c_\alpha \lambda_7, \quad (\text{A7})$$

$$c_{HH^+H^-} = c_\alpha \lambda_3 + s_\alpha \lambda_7, \quad (\text{A8})$$

$$c_{hH^+G^-} = \frac{1}{2} (2s_\alpha \lambda_6 - c_\alpha (\lambda_4 + \lambda_5)), \quad (\text{A9})$$

$$c_{HH^+G^-} = -\frac{1}{2} (2c_\alpha \lambda_6 + s_\alpha (\lambda_4 + \lambda_5)). \quad (\text{A10})$$

Coming to the gauge-scalar couplings, we start with the SSV couplings. Writing the Feynman rules as

$$S_1 S_2 V : g_{S_1 S_2 V} (p_{S_1}^\mu - p_{S_2}^\mu), \quad (\text{A11})$$

where the momenta are taken to be incoming, we have

$$g_{hAZ} = \frac{ec_\alpha}{2c_W s_W}, \quad g_{HAZ} = \frac{es_\alpha}{2c_W s_W}, \quad (\text{A12})$$

$$g_{hH^\pm W^\mp} = \mp \frac{iec_\alpha}{2s_W}, \quad g_{HH^\pm W^\mp} = \mp \frac{ies_\alpha}{2s_W}, \quad (\text{A13})$$

$$g_{AH^\pm W^\mp} = -\frac{e}{2s_W}, \quad (\text{A14})$$

$$g_{H^+H^-Z} = \frac{ie(c_W^2 - s_W^2)}{2c_W s_W}, \quad g_{H^+H^- \gamma} = ie. \quad (\text{A15})$$

Finally we have the SVV couplings, which we write as

$$SVV : g_{SVV} g^{\mu\nu} \quad (\text{A16})$$

with

$$g_{hZZ} = -\frac{ie^2 v s_\alpha}{2c_W^2 s_W^2}, \quad g_{HZZ} = \frac{ie^2 v c_\alpha}{2c_W^2 s_W^2}, \quad (\text{A17})$$

$$g_{hW^+W^-} = -\frac{ie^2 v s_\alpha}{2s_W^2}, \quad g_{HW^+W^-} = \frac{ie^2 v c_\alpha}{2s_W^2}, \quad (\text{A18})$$

$$g_{hG^\pm W^\mp} = \pm \frac{ies_\alpha}{2s_W}, \quad g_{HG^\pm W^\mp} = \mp \frac{iec_\alpha}{2s_W}. \quad (\text{A19})$$

The gauge-scalar couplings are thus the same as in general 2HDMs with the replacement $\beta \rightarrow 0$.

Appendix B: Renormalization

We here give a summary of the on-shell renormalization scheme used in [61]. The on-shell renormalization scheme at one-loop order for 2HDMs and the MSSM is also discussed in e.g. Refs. [76–80]. We renormalize the doublets and vevs according to:

$$\Phi_i \rightarrow \sqrt{Z_i} \hat{\Phi}_i, \quad v_i \rightarrow \hat{v}_i - \delta_{v_i}, \quad (\text{B1})$$

where $v_2 = 0$ at tree level in our model, and the wavefunction renormalization constants Z_i are expanded as $Z_i = 1 + \delta_{Z_i}$ at one-loop order. These redefinitions are then inserted into the kinetic Lagrangian for the doublets. After this insertion, we obtain the following counterterms (A_μ is the photon field):

$$\delta_{H^\pm W^\mp} (\partial^\mu H^\pm) W_\mu^\mp, \quad (\text{B2})$$

$$\delta_{H^\pm W^\mp \gamma} H^\pm W_\mu^\mp A_\nu = e \delta_{H^\pm W^\mp} H^\pm W_\mu^\mp A_\nu, \quad (\text{B3})$$

$$\delta_{H^\pm W^\mp Z} H^\pm W_\mu^\mp Z_\nu = e \frac{s_W}{c_W} \delta_{H^\pm W^\mp} H^\pm W_\mu^\mp Z_\nu, \quad (\text{B4})$$

for the mixings and vertices respectively, where

$$\delta_{H^\pm W^\mp} = \frac{m_W}{\hat{v}_1^2 + \hat{v}_2^2} [\hat{v}_1 \delta_{v_2} - \hat{v}_2 \delta_{v_1} + \hat{v}_1 \hat{v}_2 (\delta_{Z_1} - \delta_{Z_2})]. \quad (\text{B5})$$

Hence, the renormalization of the $H^\pm W^\mp Z$ and $H^\pm W^\mp \gamma$ vertices depends on the $H^\pm W^\mp$ mixing renormalization.

In order for the one-loop potential to be minimized by \hat{v}_1 and \hat{v}_2 , we require that the renormalized tadpoles vanish:

$$T_{h/H} + \delta_{t_{h/H}} = 0, \quad (\text{B6})$$

where $T_{h/H}$ denotes the sum of all tadpole diagrams for the field h/H and $\delta_{t_{h/H}}$ the tadpole counterterms at one-loop order.

The on-shell renormalization scheme proceeds by requiring that the real part⁷ of the renormalized off-diagonal self-energy $\hat{\Sigma}_{H^\pm W^\mp}$ vanishes for an on-shell H^\pm :

$$\text{Re} \left[\hat{\Sigma}_{H^\pm W^\mp}(k^2 = m_{H^\pm}^2) \right] = 0, \quad (\text{B7})$$

which then determines $\delta_{H^\pm W^\mp}$ according to

$$\text{Re} \left[\hat{\Sigma}_{H^\pm W^\mp}(k^2 = m_{H^\pm}^2) \right] = \text{Re} \left[\Sigma_{H^\pm W^\mp}(k^2 = m_{H^\pm}^2) \right] + \delta_{H^\pm W^\mp} = 0, \quad (\text{B8})$$

where the bare self-energy $\Sigma_{H^\pm W^\mp}$ is given by eq. (C3). Furthermore, the renormalization of the $H^\pm G^\mp$ mixing is also determined by $\delta_{H^\pm W^\mp}$ due to a Slavnov–Taylor identity that forces $\hat{\Sigma}_{H^\pm W^\mp}$ and $\hat{\Sigma}_{H^\pm G^\mp}$ to be proportional to each other [61, 80, 81].

For illustration we show the real and imaginary parts of the renormalized self-energy $\hat{\Sigma}_{H^\pm W^\mp}$ in figure 24. Note that the real part vanishes for an on-shell H^\pm as prescribed. Note also that the imaginary part is only non-zero when the internal particles in the loop (W^\pm , h and H) can be produced on-shell, i.e. when $k > m_h + m_W$.

⁷ $\delta_{H^\pm W^\mp}$ is real since we consider a CP-conserving scalar sector.

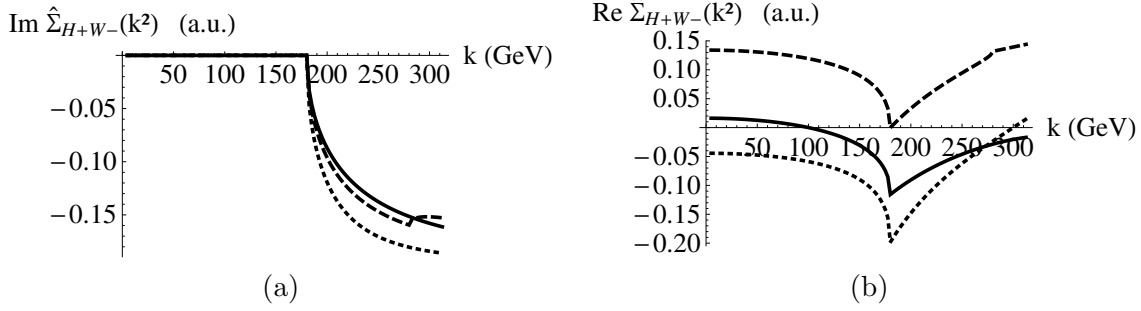


FIG. 24. The imaginary part (a) and the real part (b) of the on-shell renormalized off-diagonal self energy $\hat{\Sigma}_{H^\pm W^\mp}$ as a function of the invariant mass k . In this figure we have $m_{H^\pm} = 100$ GeV (solid), $m_{H^\pm} = m_h + m_{W^\pm}$ (dashed) and $m_{H^\pm} = 300$ GeV (dotted). The other parameters in our model are taken to be $m_h = 100$ GeV, $m_H = 300$ GeV, $m_A = m_{H^\pm}$, $\sin \alpha = 0.9$, $\lambda_3 = 0$, $\lambda_2 = \lambda_1$ and $\lambda_7 = \lambda_6$.

By following the same prescription outlined here and in [61], we find that the counterterm for AZ mixing is proportional to the one obtained for $H^\pm W^\mp$ mixing, $\delta_{AZ} = i(m_Z/m_W)\delta_{H^\pm W^\mp}$. The AZ mixing is also defined to vanish on-shell,

$$\text{Re} \left[\hat{\Sigma}_{AZ}(k^2 = m_A^2) \right] = 0, \quad (\text{B9})$$

and the AG^0 mixing is related to this by a similar Slavnov–Taylor identity as for the $H^\pm G^\mp$ mixing. All in all this means that the AZ and $H^\pm W^\mp$ mixing cannot vanish on-shell at the same time. At one-loop order this is not a problem since the AZ and $H^\pm W^\mp$ mixing cannot both be present in the same set of diagrams, and we are free to choose whatever scheme (i.e. values of the counterterms) we want. However, if we include two-loop diagrams, then inconsistencies may arise but this is not relevant for this study, so we leave aside the issue of on-shell renormalization of 2HDMs, and in particular of our model, at arbitrary order in perturbation theory.

In a perturbative expansion using R_ξ gauge one must also include Faddeev–Popov ghosts. The ghosts corresponding to W^\pm and Z couple only to h/H in the scalar sector and only occur in loop diagrams. For diagrams that contribute to the matrix elements for $\Gamma_{H^\pm \rightarrow f\bar{f}'}$, $\Gamma_{H^\pm \rightarrow W^\pm Z/\gamma}$ and $\Gamma_{A \rightarrow f\bar{f}}$ at one loop order, the tadpole diagrams are the only ones that contain ghosts. Since we require the sum of the tadpole diagrams to vanish according to eq. (B6) we do not need to include the ghost contributions explicitly in our calculations. It is however straightforward to include ghosts in our model. One just makes the replacement $H_{\text{SM}} \rightarrow H \cos \alpha - h \sin \alpha$ in $\mathcal{L}_{\text{ghost}}^{\text{SM}}$ [77], which gives the following couplings between ghosts (η_V) and h, H ,

$$g_{h\eta_V\bar{\eta}_V} = i s_\alpha \xi m_V^2/v, \quad g_{H\eta_V\bar{\eta}_V} = -i c_\alpha \xi m_V^2/v, \quad (\text{B10})$$

where $V = W^+, W^-$ or Z .

Appendix C: Expressions for the vertices and mixing self-energies

In this appendix we give the expressions for the unrenormalized vertices and self-energies. The vertex function $V_{H^+ L^- \nu}$ for $H^+ \rightarrow L^+ \nu$ in Feynman–’t Hooft gauge is at leading order

defined as

$$\mathcal{M}_{H^+ \rightarrow L^+ \nu} \equiv [\bar{u}_{L^+} P_R v_\nu] V_{H^+ L^+ \nu}(m_{H^\pm}^2, m_L^2, 0), \quad (\text{C1})$$

where $\mathcal{M}_{H^+ \rightarrow L^+ \nu}$ is the matrix element for the triangle loop contribution to $H^+ \rightarrow L^+ \nu$, see figure 8b. The vertex function reads

$$\begin{aligned} 16\pi^2 V_{H^+ L^+ \nu}(m_{H^\pm}^2, m_L^2, 0) = & g_{hL^+ L^+} g_{hH^+ W^-} \tilde{g} B_0(0, m_L^2, m_W^2) \\ & - g_{hL^+ L^+} [g_{hH^+ G^-} g_{G^+ L^+ \nu} m_L - g_{hH^+ W^-} \tilde{g} (m_{H^\pm}^2 + m_h^2 - 4m_L^2)] \\ & \times C_0(m_{H^\pm}^2, m_L^2, 0, m_W^2, m_h^2, m_L^2) \\ & + g_{hL^+ L^+} [g_{hH^+ G^-} g_{G^+ L^+ \nu} m_L - g_{hH^+ W^-} \tilde{g} (m_{H^\pm}^2 - 2m_L^2)] \\ & \times C_1(m_{H^\pm}^2, m_L^2, 0, m_W^2, m_h^2, m_L^2) \\ & + g_{hL^+ L^+} g_{hH^+ W^-} \tilde{g} (m_{H^\pm}^2 - m_L^2) \\ & \times C_2(m_{H^\pm}^2, m_L^2, 0, m_W^2, m_h^2, m_L^2) + (h \rightarrow H), \end{aligned} \quad (\text{C2})$$

where B_0, C_0, C_1, C_2 are Passarino–Veltman integrals [82], $\tilde{g} = ie/\sqrt{2}s_W$, $g_{hL^+ L^+} = im_L/v$, $g_{G^+ L^+ \nu} = -i\sqrt{2}m_L/v$, and the remaining g_{ijk} are given in Appendix A. The $(h \rightarrow H)$ indicates the four terms that have a H boson running in the loop instead of h , which are obtained if one makes the replacement $h \rightarrow H$. The vertex function for $H^+ u_i \bar{d}_j$ is analogous to $V_{H^+ L^+ \nu}$, but has more terms due to the non-vanishing quark masses.

The bare off-diagonal $H^+ W^-$ self-energy in Feynman–t Hooft-gauge reads

$$\begin{aligned} 16\pi^2 \Sigma_{H^+ W^-}(k^2) = & g_{hH^+ W^-} g_{hH^+ H} [B_0(k^2, m_h^2, m_{H^\pm}^2) + 2 B_1(k^2, m_h^2, m_{H^\pm}^2)] \\ & - g_{hH^+ W^-} g_{hW^+ W^-} [2 B_0(k^2, m_h^2, m_W^2) + B_1(k^2, m_W^2, m_h^2)] \\ & + g_{hG^+ W^-} g_{hH^+ G^-} [B_0(k^2, m_h^2, m_W^2) + 2 B_1(k^2, m_h^2, m_W^2)] \\ & + (h \rightarrow H), \end{aligned} \quad (\text{C3})$$

where again B_0 and B_1 are Passarino–Veltman functions. The $(h \rightarrow H)$ indicates the three terms that have a H boson running in the loop instead of h are obtained if one makes the replacement $h \rightarrow H$.

One should notice that the matrix element $\mathcal{M}_{H^\pm \rightarrow W^\pm}$ for the transition $H^\pm \rightarrow W^\pm$ vanishes. This is because of the Feynman rules for the $hH^\pm W^\mp$ and $HH^\pm W^\mp$ vertices, which are present in the diagrams in figure 9:

$$SH^\pm W^\mp : g_{SH^\pm W^\mp} [p_{H^\pm}^\mu - p_S^\mu], \quad (\text{C4})$$

where $S = h, H$ and the four-momenta are taken to be incoming. This means that the mixing diagrams are all proportional to $p_{H^\pm}^\mu = p_W^\mu$, which, combined with eq. (5.2) for a final state W^\pm boson results in $\mathcal{M}_{H^\pm \rightarrow W^\pm} = 0$. A H^\pm boson can therefore not fluctuate into an (on-shell) W^\pm boson, which is a renormalization-scheme independent statement.

The vertex functions for $A \rightarrow 2f$ are obtained similarly. We do not give the expressions for the vertex functions for $H^\pm \rightarrow W^\pm V$ here, but they can be found in Ref. [61].

Appendix D: The smeared mass unstable particle model

The smeared mass unstable particle (SMUP) model is based on the time–energy uncertainty relation and the Källén–Lehmann form of the exact propagator where finite width

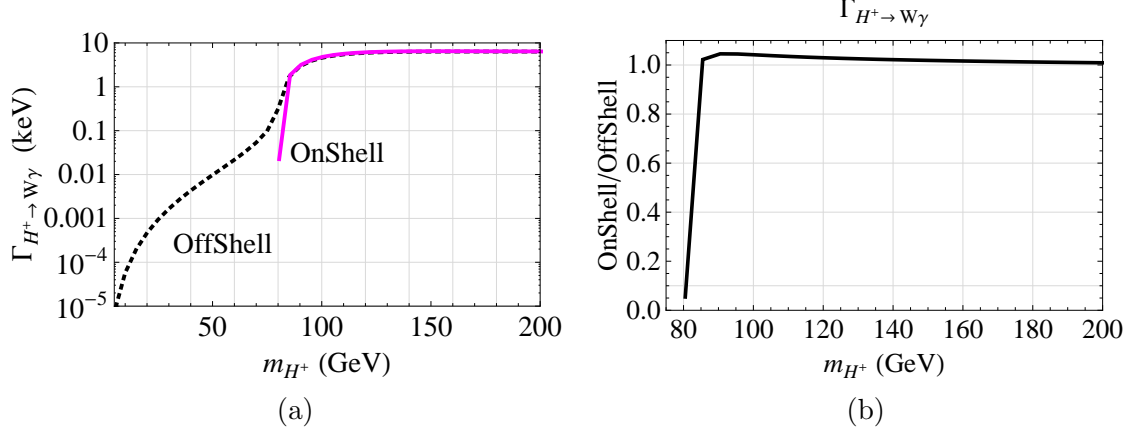


FIG. 25. (a) Comparison of off-shell (dashed blue line) and on-shell (solid red line) decay widths for $H^\pm \rightarrow \gamma W^\pm$. (b) The ratio of the on-shell and the off-shell decay widths. The parameters of the model take the values $m_h = 125, m_H = 300$ GeV, $m_A = m_{H^\pm}$, $\sin \alpha = 0.9$ and $\lambda_3 = 2(m_{H^\pm}/v)^2$.

effects are taken into account in the spectral density, see [65, 66] and references therein. The reason we use this model is that it requires only the use and knowledge of $\Gamma_{H^\pm \rightarrow W^\pm \gamma}^*(m_{H^\pm}, q)$ defined below.

To evaluate the decay width for $H^\pm \rightarrow W^\pm \gamma$ for a given mass of the charged scalar, m_{H^\pm} , one considers the invariant mass of the virtual W , $m_{W^\pm} \equiv q$, as a free parameter and defines

$$\Gamma_{H^\pm \rightarrow W^\pm \gamma}(m_{H^\pm}) = \int_0^{m_{H^\pm}^2} \Gamma_{H^\pm \rightarrow W^\pm \gamma}^*(m_{H^\pm}, q) \rho(q) dq^2, \quad (D1)$$

where $\Gamma_{H^\pm \rightarrow W^\pm \gamma}^*(m_{H^\pm}, q)$ is the decay width for $H^\pm \rightarrow W^\pm \gamma$ with the off-shell W^\pm having a specific invariant mass q . This is folded with the spectral density $\rho(q)$, defined as

$$\rho(q) = \frac{1}{\pi} \frac{q \Gamma_W(q)}{[q^2 - m_W^2]^2 + [q \Gamma_W(q)]^2} \quad (D2)$$

where we have used $m_W = 80.4$ GeV and

$$\Gamma_W(q) = \frac{9g^2}{48\pi} q. \quad (D3)$$

We evaluate eq. (D1) by using our code for $H^\pm \rightarrow W^\pm \gamma$ with on-shell W^\pm but allowing the W^\pm -mass to vary. We then integrate numerically over the spectral density.

As a check of the formalism, we also applied the SMUP model to the well-known SM process $H_{\text{SM}} \rightarrow W^- W^+$. Comparison with known “standard” formulas [83, 84] show excellent agreement with a difference of less than 2%. The standard formula for $H_{\text{SM}} \rightarrow W^- W^+$ with a fixed width reads [84]

$$\Gamma_{H_{\text{SM}} \rightarrow W^- W^+}(m_{H_{\text{SM}}}) = \int_0^{m_{H_{\text{SM}}}^2} \frac{dq_1^2 m_W \Gamma_W / \pi}{[q_1^2 - m_W^2]^2 + m_W^2 \Gamma_W^2} \int_0^{k^2} \frac{dq_2^2 m_W \Gamma_W / \pi}{[q_2^2 - m_W^2]^2 + m_W^2 \Gamma_W^2} \Gamma_0 \quad (D4)$$

where $k = m_{H_{\text{SM}}} - q_1$, and

$$\Gamma_0 = \frac{m_{H_{\text{SM}}}^3}{16\pi v^2} \sqrt{\left(1 - \frac{q_1^2}{m_{H_{\text{SM}}}^2} - \frac{q_2^2}{m_{H_{\text{SM}}}^2}\right)^2 - 4 \frac{q_1^2 q_2^2}{m_{H_{\text{SM}}}^4}} \left[\left(1 - \frac{q_1^2}{m_{H_{\text{SM}}}^2} - \frac{q_2^2}{m_{H_{\text{SM}}}^2}\right)^2 + 8 \frac{q_1^2 q_2^2}{m_{H_{\text{SM}}}^4} \right]. \quad (D5)$$

This formula is obtained by denoting the denominator of the respective W^\pm -propagators as

$$q_i^2 - m_W^2 + im_W \Gamma_W, \quad (\text{D6})$$

where q_i^2 is the invariant mass squared of the i 'th off-shell W^\pm -boson. We stress that, differently from the SMUP method, the quantity Γ_0 in (D4) should not be literally interpreted as neither the decay width of the Higgs boson to a pair of virtual bosons with invariant masses q_1, q_2 nor as the matrix element squared.

As a further check, we evaluate $\Gamma_{H^\pm \rightarrow W^\pm \gamma}$ for m_{H^\pm} far above the threshold, with the result that the off-shell calculation coincides with the on-shell result, as shown in figure 25b.

-
- [1] G. Aad *et al.* (ATLAS), Phys.Lett. **B716**, 1 (2012), arXiv:1207.7214 [hep-ex].
 - [2] S. Chatrchyan *et al.* (CMS), Phys.Lett. **B716**, 30 (2012), arXiv:1207.7235 [hep-ex].
 - [3] S. Chatrchyan *et al.* (CMS Collaboration), JHEP **1306**, 081 (2013), arXiv:1303.4571 [hep-ex].
 - [4] G. Aad *et al.* (ATLAS Collaboration), (2014), arXiv:1408.7084 [hep-ex].
 - [5] V. Khachatryan *et al.* (CMS Collaboration), Eur.Phys.J. **C74**, 3076 (2014), arXiv:1407.0558 [hep-ex].
 - [6] G. Branco *et al.*, Phys.Rept. **516**, 1 (2012), arXiv:1106.0034 [hep-ph].
 - [7] N. G. Deshpande and E. Ma, Phys.Rev. **D18**, 2574 (1978).
 - [8] E. Ma, Phys.Rev. **D73**, 077301 (2006), arXiv:hep-ph/0601225 [hep-ph].
 - [9] R. Barbieri, L. J. Hall, and V. S. Rychkov, Phys.Rev. **D74**, 015007 (2006), arXiv:hep-ph/0603188 [hep-ph].
 - [10] A. Goudelis, B. Herrmann, and O. Stål, JHEP **1309**, 106 (2013), arXiv:1303.3010 [hep-ph].
 - [11] M. Krawczyk, D. Sokolowska, P. Swaczyna, and B. Swiezewska, JHEP **1309**, 055 (2013), arXiv:1305.6266 [hep-ph].
 - [12] R. Enberg, J. Rathsmann, and G. Wouda, JHEP **1308**, 079 (2013), arXiv:1304.1714 [hep-ph].
 - [13] M. A. Diaz and T. J. Weiler, (1994), arXiv:hep-ph/9401259 [hep-ph].
 - [14] A. Akeroyd, Phys.Lett. **B368**, 89 (1996), arXiv:hep-ph/9511347 [hep-ph].
 - [15] A. Akeroyd, J.Phys.G **G24**, 1983 (1998), arXiv:hep-ph/9803324 [hep-ph].
 - [16] A. Barroso, L. Brucher, and R. Santos, Phys.Rev. **D60**, 035005 (1999), arXiv:hep-ph/9901293 [hep-ph].
 - [17] L. Brucher and R. Santos, Eur.Phys.J. **C12**, 87 (2000), arXiv:hep-ph/9907434 [hep-ph].
 - [18] E. Gabrielli and B. Mele, (2011), 7 pages, 3 figures, Proceedings of the 2011 International Workshop on Future Linear Colliders (LCWS11), Granada (Spain), 26-30 September 2011, arXiv:1112.5993 [hep-ph].
 - [19] E. Gabrielli, B. Mele, and M. Raidal, Phys.Lett. **B716**, 322 (2012), arXiv:1202.1796 [hep-ph].
 - [20] A. Celis, V. Ilisie, and A. Pich, JHEP **1312**, 095 (2013), arXiv:1310.7941 [hep-ph].
 - [21] V. Ilisie and A. Pich, JHEP **1409**, 089 (2014), arXiv:1405.6639 [hep-ph].
 - [22] M. Ambroso, V. Braun, and B. A. Ovrut, JHEP **0810**, 046 (2008), arXiv:0807.3319 [hep-th].
 - [23] A. Pich and P. Tuzon, Phys.Rev. **D80**, 091702 (2009), arXiv:0908.1554 [hep-ph].
 - [24] G. Wouda, PoS **CHARGED2010**, 032 (2010).
 - [25] I. F. Ginzburg and M. Krawczyk, Phys. Rev. **D72**, 115013 (2005), arXiv:hep-ph/0408011.
 - [26] S. Davidson and H. E. Haber, Phys. Rev. **D72**, 035004 (2005), *Erratum:* Phys. Rev. **D72** 099902 (2005), arXiv:hep-ph/0504050.

- [27] H. E. Haber and D. O’Neil, Phys. Rev. **D74**, 015018 (2006), *Erratum*: Phys. Rev. **D74** 059905(E) (2006), arXiv:hep-ph/0602242.
- [28] S. L. Glashow and S. Weinberg, Phys. Rev. **D15**, 1958 (1977).
- [29] E. Paschos, Phys.Rev. **D15**, 1966 (1977).
- [30] P. Ferreira, L. Lavoura, and J. P. Silva, Phys.Lett. **B688**, 341 (2010), arXiv:1001.2561 [hep-ph].
- [31] M. Sher, Phys. Rept. **179**, 273 (1989).
- [32] A. W. El Kaffas, W. Khater, O. M. Ogreid, and P. Osland, Nucl.Phys. **B775**, 45 (2007), arXiv:hep-ph/0605142 [hep-ph].
- [33] D. Eriksson, J. Rathsmann, and O. Stål, Comput.Phys.Commun. **181**, 189 (2010), arXiv:0902.0851 [hep-ph].
- [34] D. Eriksson, J. Rathsmann, and O. Stål, Comput.Phys.Commun. **181**, 833 (2010).
- [35] H. Huffel and G. Pocsik, Zeit. Phys. **C8**, 13 (1981).
- [36] J. Maalampi, J. Sirkka, and I. Vilja, Phys. Lett. **B265**, 371 (1991).
- [37] S. Kanemura, T. Kubota, and E. Takasugi, Phys. Lett. **B313**, 155 (1993), arXiv:hep-ph/9303263.
- [38] A. G. Akeroyd, A. Arhrib, and E.-M. Naimi, Phys. Lett. **B490**, 119 (2000), arXiv:hep-ph/0006035.
- [39] I. F. Ginzburg and I. P. Ivanov, Phys. Rev. **D72**, 115010 (2005), arXiv:hep-ph/0508020.
- [40] J. Bijnens, J. Lu, and J. Rathsmann, JHEP **1205**, 118 (2012), arXiv:1111.5760 [hep-ph].
- [41] A. Barroso, P. Ferreira, I. Ivanov, R. Santos, and J. P. Silva, Eur.Phys.J. **C73**, 2537 (2013), arXiv:1211.6119 [hep-ph].
- [42] A. Barroso, P. Ferreira, I. Ivanov, and R. Santos, JHEP **1306**, 045 (2013), arXiv:1303.5098 [hep-ph].
- [43] M. E. Peskin and T. Takeuchi, Phys. Rev. **D46**, 381 (1992).
- [44] J. Beringer *et al.* (Particle Data Group), Phys. Rev. D **86**, 010001 (2012).
- [45] F. Mahmoudi and O. Stål, Phys.Rev. **D81**, 035016 (2010), arXiv:0907.1791 [hep-ph].
- [46] J. Abdallah *et al.* (DELPHI Collaboration), Eur.Phys.J. **C34**, 399 (2004), arXiv:hep-ex/0404012 [hep-ex].
- [47] P. Bechtle, O. Brein, S. Heinemeyer, G. Weiglein, and K. E. Williams, Comput. Phys. Commun. **181**, 138 (2010), arXiv:0811.4169 [hep-ph].
- [48] P. Bechtle, O. Brein, S. Heinemeyer, G. Weiglein, and K. E. Williams, Comput. Phys. Commun. **182**, 2605 (2011), arXiv:1102.1898 [hep-ph].
- [49] A. Arhrib, R. Benbrik, and N. Gaur, Phys.Rev. **D85**, 095021 (2012), arXiv:1201.2644 [hep-ph].
- [50] B. Swiezewska and M. Krawczyk, Phys.Rev. **D88**, 035019 (2013), arXiv:1212.4100 [hep-ph].
- [51] C.-W. Chiang and K. Yagyu, JHEP **1307**, 160 (2013), arXiv:1303.0168 [hep-ph].
- [52] G. Aad *et al.* (ATLAS Collaboration), (2014), arXiv:1408.5191 [hep-ex].
- [53] S. Chatrchyan *et al.* (CMS Collaboration), Phys.Rev. **D89**, 092007 (2014), arXiv:1312.5353 [hep-ex].
- [54] *Precise determination of the mass of the Higgs boson and studies of the compatibility of its couplings with the standard model*, Tech. Rep. CMS-PAS-HIG-14-009 (CERN, Geneva, 2014).
- [55] A. Heister *et al.* (ALEPH Collaboration), Phys.Lett. **B543**, 1 (2002), arXiv:hep-ex/0207054 [hep-ex].
- [56] G. Abbiendi *et al.* (ALEPH Collaboration, DELPHI Collaboration, L3 Collaboration, OPAL Collaboration, The LEP working group for Higgs boson searches), Eur.Phys.J.C (2013),

- arXiv:1301.6065 [hep-ex].
- [57] T. Hahn, Comput. Phys. Commun. **140**, 418 (2001), arXiv:hep-ph/0012260.
 - [58] T. Hahn and M. Perez-Victoria, Comput. Phys. Commun. **118**, 153 (1999), arXiv:hep-ph/9807565.
 - [59] T. Hahn and M. Perez-Victoria, Comput.Phys.Comm. **118**, 153 (1999), arXiv:hep-ph/9807565 [hep-ph].
 - [60] N. D. Christensen and C. Duhr, Comput.Phys.Comm. **180**, 1614 (2009), arXiv:0806.4194 [hep-ph].
 - [61] A. Arhrib, R. Benbrik, and M. Chabab, J.Phys. **G34**, 907 (2007), arXiv:hep-ph/0607182 [hep-ph].
 - [62] E. Braaten and J. Leveille, Phys.Rev. **D22**, 715 (1980).
 - [63] M. Drees and K.-i. Hikasa, Phys.Lett. **B240**, 455 (1990).
 - [64] S. Gorishnii, A. Kataev, S. Larin, and L. Surguladze, Mod.Phys.Lett. **A5**, 2703 (1990).
 - [65] V. Kuksa and R. Pasechnik, Int.J.Mod.Phys. **A24**, 5765 (2009), arXiv:0902.2857 [hep-ph].
 - [66] R. S. Pasechnik and V. I. Kuksa, Mod.Phys.Lett. **A26**, 1075 (2011), arXiv:1011.4202 [hep-ph].
 - [67] J. Alwall, P. Demin, S. de Visscher, R. Frederix, M. Herquet, *et al.*, JHEP **0709**, 028 (2007), arXiv:0706.2334 [hep-ph].
 - [68] J. Alwall, M. Herquet, F. Maltoni, O. Mattelaer, and T. Stelzer, JHEP **1106**, 128 (2011), arXiv:1106.0522 [hep-ph].
 - [69] J. Alwall, R. Frederix, S. Frixione, V. Hirschi, F. Maltoni, *et al.*, JHEP **1407**, 079 (2014), arXiv:1405.0301 [hep-ph].
 - [70] A. Djouadi, J. Kalinowski, and P. Zerwas, Z.Phys. **C70**, 435 (1996), arXiv:hep-ph/9511342 [hep-ph].
 - [71] S. Chatrchyan *et al.* (CMS Collaboration), **1307**, 122 (2013), arXiv:1305.0491 [hep-ex].
 - [72] A. Arhrib and R. Benbrik, (2006), arXiv:hep-ph/0610184 [hep-ph].
 - [73] M. Aoki, R. Guedes, S. Kanemura, S. Moretti, R. Santos, *et al.*, Phys.Rev. **D84**, 055028 (2011), arXiv:1104.3178 [hep-ph].
 - [74] S. Dittmaier *et al.* (LHC Higgs Cross Section Working Group), (2011), 10.5170/CERN-2011-002, arXiv:1101.0593 [hep-ph].
 - [75] N. Rompotis (ATLAS Collaboration), (2014), arXiv:1408.3521 [hep-ex].
 - [76] A. Dabelstein, Z.Phys. **C67**, 495 (1995), arXiv:hep-ph/9409375 [hep-ph].
 - [77] R. Santos and A. Barroso, Phys.Rev. **D56**, 5366 (1997), arXiv:hep-ph/9701257 [hep-ph].
 - [78] A. Arhrib, M. Capdequi Peyranere, W. Hollik, and G. Moulhaka, Nucl.Phys. **B581**, 34 (2000), arXiv:hep-ph/9912527 [hep-ph].
 - [79] H. E. Logan and S.-f. Su, Phys.Rev. **D66**, 035001 (2002), arXiv:hep-ph/0203270 [hep-ph].
 - [80] D. Lopez-Val and J. Sola, Phys.Rev. **D81**, 033003 (2010), arXiv:0908.2898 [hep-ph].
 - [81] J. A. Coarasa Perez, D. Garcia, J. Guasch, R. A. Jimenez, and J. Sola, Eur.Phys.J. **C2**, 373 (1998), arXiv:hep-ph/9607485 [hep-ph].
 - [82] G. Passarino and M. Veltman, Nucl.Phys. **B160**, 151 (1979).
 - [83] J. C. Romao and S. Andringa, Eur.Phys.J. **C7**, 631 (1999), arXiv:hep-ph/9807536 [hep-ph].
 - [84] A. Djouadi, Phys.Rept. **457**, 1 (2008), arXiv:hep-ph/0503172 [hep-ph].