

X-RAY MEASUREMENT OF THE SPIN-DOWN OF CALVERA:
A RADIO- AND GAMMA-RAY-QUIET PULSAR

J. P. HALPERN, S. BOGDANOV, AND E. V. GOTTHELF

Columbia Astrophysics Laboratory, Columbia University, 550 West 120th Street, New York, NY 10027-6601, USA;
jules@astro.columbia.edu

(Received 2013 August 7; Accepted 2013 October 21)

ABSTRACT

We measure spin-down of the 59 ms X-ray pulsar Calvera by comparing the *XMM-Newton* discovery data from 2009 with new *Chandra* timing observations taken in 2013. Its period derivative is $\dot{P} = (3.19 \pm 0.08) \times 10^{-15}$, which corresponds to spin-down luminosity $\dot{E} = 6.1 \times 10^{35}$ erg s⁻¹, characteristic age $\tau_c \equiv P/2\dot{P} = 2.9 \times 10^5$ yr, and surface dipole magnetic field strength $B_s = 4.4 \times 10^{11}$ G. These values rule out a mildly recycled pulsar, but Calvera could be an orphaned central compact object (anti-magnetar), with a magnetic field that was initially buried by supernova debris and is now reemerging and approaching normal strength. We also performed unsuccessful searches for high-energy γ -rays from Calvera in both imaging and timing of > 100 MeV *Fermi* photons. Even though the distance to Calvera is uncertain by an order of magnitude, an upper limit of $d < 2$ kpc inferred from X-ray spectra implies a γ -ray luminosity limit of $< 3.3 \times 10^{32}$ erg s⁻¹, which is less than that of any pulsar of comparable \dot{E} . Calvera shares some properties with PSR J1740+1000, a young radio pulsar that we show by virtue of its lack of proper motion was born outside of the Galactic disk. As an energetic, high-Galactic-latitude pulsar, Calvera is unique in being undetected in both radio and γ -rays to faint limits, which should place interesting constraints on models for particle acceleration and beam patterns in pulsar magnetospheres.

Keywords: BL Lacertae objects: individual (CRATES J151032.75+800005.3) — pulsars: individual (Calvera, 1RXS J141256.0+792204, PSR J1412+7922, PSR J1740+1000) — stars: neutron

1. INTRODUCTION

The neutron star (NS) candidate 1RXS J141256.0+792204, dubbed “Calvera,” by Rutledge et al. (2008), was selected from the *ROSAT* All-Sky Survey and observed by *Chandra* (Rutledge et al. 2008; Shevchuk et al. 2009). It was not until a pair of *XMM-Newton* observations was obtained with high time resolution that Zane et al. (2011) discovered the 59 ms pulsations from Calvera. The X-ray emission from Calvera is best described by a two-temperature (blackbody or hydrogen atmosphere) spectrum, with kT in the range 0.1–0.25 keV (Shevchuk et al. 2009; Zane et al. 2011). The fitted column density in these models is equal to or greater than the Galactic value of $N_{\text{H}} = 2.7 \times 10^{20}$ cm⁻² (Kalberla et al. 2005) which, at its high Galactic latitude of +37°, leaves Calvera’s distance highly uncertain. Its bolometric luminosity is $L_X \approx 1.2 \times 10^{31} d_{300}^2$ erg s⁻¹, where d_{300} is distance in units of 300 pc.

Calvera remains radio quiet even after deep searches for radio pulsations at the known period (Hessels et al. 2007; Zane et al. 2011). Analyzing data from the *Fermi* Large Area Telescope (LAT), Zane et al. (2011) concluded that γ -ray pulsations are detected from Calvera at > 100 MeV. Halpern (2011) reanalyzed the *XMM-Newton* timing data in detail together with additional *Fermi* data, showing that the claimed *Fermi* detection was not real.

Calvera is of interest largely because its classification among the families of NSs is unclear, and it may occupy a unique role. Its properties distinguish it from

the seven other isolated NSs (INSs; Haberl 2007) that were discovered by *ROSAT*, which are slowly rotating ($P = 3 - 11$ s), cooler NSs in the solar neighborhood (Figure 1). X-ray timing and spectroscopy, and kinematic studies of the INSs indicates that they have strong magnetic fields, $B_s \approx 2 \times 10^{13}$ G, and are $\approx 10^6$ yr old (Kaplan et al. 2009). Calvera has at least twice the temperature of the INSs, but its age and magnetic field strength were undetermined until now. These unknowns allowed Zane et al. (2011) and Halpern (2011) to hypothesize that Calvera is either a mildly recycled pulsar (as defined by Belczynski et al. 2010), or the first candidate for the elusive descendants of the central compact objects (CCOs) in supernova remnants, thermally emitting NSs that have weak dipole fields in the range $(0.3 - 1) \times 10^{11}$ G (Gotthelf et al. 2013). However, if $B > 10^{11}$ G, it could just be an ordinary rotation-powered pulsar. In this Paper, we report the detection of Calvera’s spin-down, which reveals its characteristic age, spin-down power, and dipole magnetic field strength. We also derive a new, interesting upper limit on its γ -ray luminosity.

2. X-RAY OBSERVATIONS

A new observation of Calvera was obtained using the *Chandra* Advanced Camera for Imaging and Spectroscopy (ACIS; Garmire et al. 2003) operated in continuous-clocking (CC) mode to provide a time resolution of 2.85 ms. To achieve fast timing in CC mode, one spatial dimension of the CCD image (the row number) is lost. ACIS has 0''5 pixels, comparable to the on-axis point-spread function. The target was placed on the back-illuminated ACIS-S3 CCD. Due to schedul-

Table 1
Timing of Calvera

Mission	Instr/Mode	ObsID	Date (UT)	Date (MJD)	Exp. (s)	Photons ^a	Frequency (Hz) ^b	Z_1^2
<i>XMM-Newton</i>	EPIC-pn/SW	0601180101	2009 Aug 31	55,074.30	13,941	7703	16.8924052(25)	141.1
<i>XMM-Newton</i>	EPIC-pn/SW	0601180201	2009 Oct 10	55,114.18	19,477	10,515	16.8924041(15)	201.9
<i>Chandra</i>	ACIS-S3/CC	13788	2013 Feb 12	56,335.81	19,679	2748	16.8923057(32)	94.2
<i>Chandra</i>	ACIS-S3/CC	15613	2013 Feb 18	56,341.12	17,093	2463	16.8923083(30)	117.8

^a Background subtracted counts in the 0.15–2 keV band for *XMM-Newton*, and the 0.2–4 keV band for *Chandra*.

^b 1 sigma error in parenthesis.

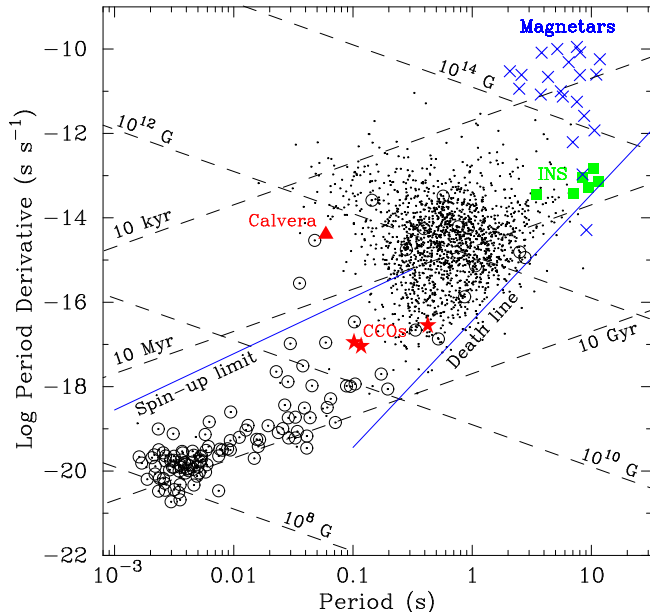


Figure 1. Pulsar populations on the (P, \dot{P}) diagram, including INs (green squares), magnetars (blue crosses), CCOs (red stars), and Calvera (red triangle). Black dots are isolated pulsars and circled dots are pulsars in binaries. (Pulsars in globular clusters are excluded as their period derivatives are not entirely intrinsic.) The van den Heuvel (1987) spin-up limit for recycled pulsars corresponds to $P(\text{ms}) = 1.9(B/10^9 \text{ G})^{6/7}$. The radio pulsar death line $B/P^2 = 1.7 \times 10^{11} \text{ G s}^{-2}$ of Bhattacharya et al. (1992) is indicated. (A color version of this figure is available in the online journal.)

ing restrictions, the observation was split into two parts separated by five days in 2013 February, as listed in Table 1. All data reduction and analysis was performed with the *Chandra* Interactive Analysis of Observation software (CIAO; Fruscione et al. 2006) version 4.5, using the calibration database (CALDB) v4.1.3. We extracted photons from five columns around the pulsar position, and transformed their arrival times to the solar system barycenter in Barycentric Dynamical Time (TDB) using the *Chandra* measured coordinates given in Shevchuk et al. (2009), R.A.=14^h12^m55^s.84, decl.=+79°22′03.″7 (J2000.0). In order to subtract background from the pulse profile and spectrum, background in CC mode was extracted from a region adjacent to the source.

The best fitting frequency was determined for each *Chandra* data set using the Z_1^2 , or Rayleigh test (Strutt 1880; Buccheri et al. 1983) on photons in the 0.2–4 keV range. Frequency measurements from the two *XMM-Newton* observations of Calvera acquired by Zane et al. (2011), as reduced by Halpern (2011), are also listed in

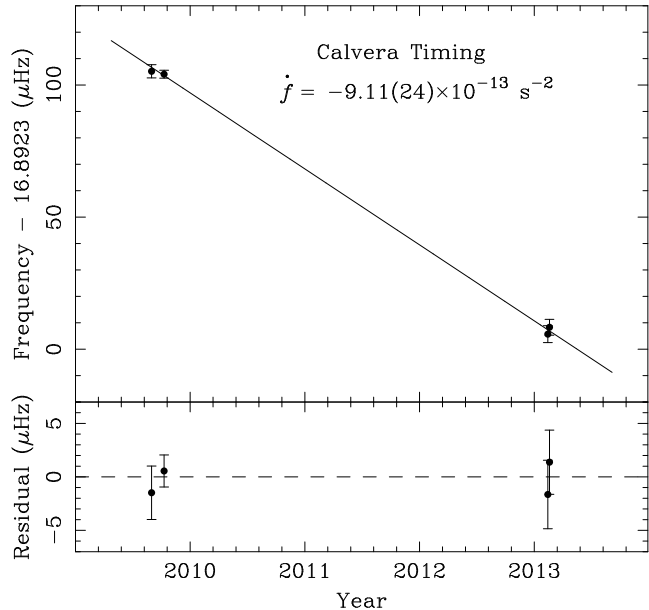


Figure 2. X-ray timing of Calvera using the measurements listed in Table 1. The fitted frequency derivative corresponds to $\dot{P} = (3.19 \pm 0.08) \times 10^{-15}$. Residuals from the linear fit are shown in the lower panel.

Table 1, and shown in Figure 2. None of the observations are closely spaced enough to link coherently and obtain more precise timing parameters.

The close agreement in period between the observations separated by 40 and 5 days, and the lack of an optical counterpart to faint limits ($g > 26.3$; Rutledge et al. 2008), tend to rule out known binary scenarios. The ten known double NS systems, which have orbital periods of 0.1 – 19 days, produce period changes orders of magnitude larger than our uncertainties. A wide binary with a very cool white dwarf and period of order years could possibly accommodate the timing data and optical limit if the distance is large, but such systems are rare. A substellar companion would not be massive enough to account for the period change.

In the absence of clear evidence for orbital motion, we interpret the long-term decrease in frequency as intrinsic to an isolated NS. Accordingly, we determined the frequency derivative with a χ^2 fit to the four frequency measurements, with the result that $\dot{f} = (-9.11 \pm 0.24) \times 10^{-13} \text{ s}^{-2}$. This value is only a factor of ≈ 2 smaller than the upper limit determined previously from the two *XMM-Newton* observations alone (Halpern 2011). The corresponding spin-down properties are $\dot{E} = 6.1 \times 10^{35} \text{ erg s}^{-1}$, $\tau_c = 2.9 \times 10^5 \text{ yr}$, and $B_s = 4.4 \times 10^{11} \text{ G}$.

The normalized and background subtracted pulse pro-

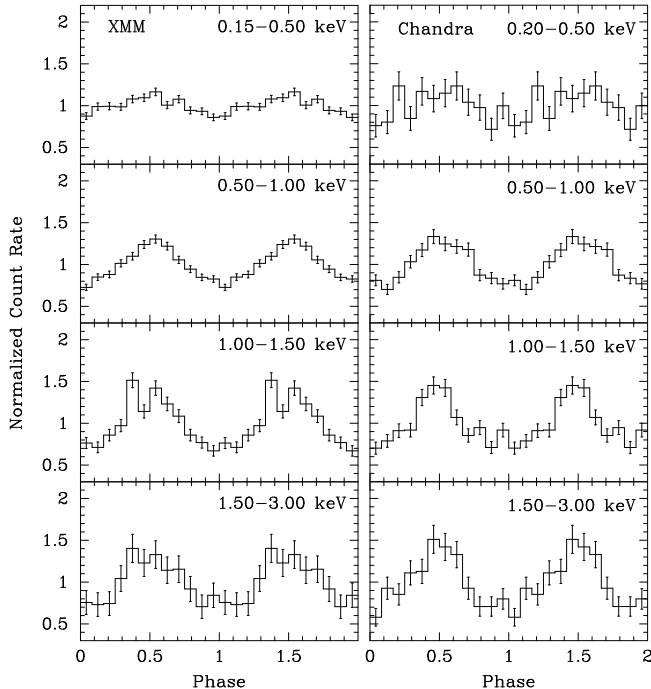


Figure 3. Normalized and background subtracted X-ray pulse profiles of Calvera from the combined *XMM-Newton* (left) and *Chandra* (right) observations listed in Table 1. The TDB epoch of phase zero is MJD 55094.0000004 for *XMM-Newton*, and MJD 56335.8100000 for *Chandra*.

files of Calvera are shown in Figure 3 for both *XMM-Newton* and *Chandra* data. We note the increase in pulsed fraction as a function of X-ray energy. This is especially clear from *XMM-Newton*, which has much higher throughput at the lowest energies than *Chandra*.

Spectral fits to the combined *Chandra* CC-mode data yield results similar to previous observations (Shevchuk et al. 2009; Zane et al. 2011). Parameters for a power-law plus blackbody fit, and a two-blackbody model, are listed in Table 2. Even though the power-law plus blackbody is a good fit, *XMM-Newton* spectra that have better statistics at low energy find that the same model requires N_{H} to exceed the Galactic value of $2.7 \times 10^{20} \text{ cm}^{-2}$ by a factor of three (Zane et al. 2011). Therefore, we prefer the purely thermal model, which does not suffer from this problem, but does require two temperatures, i.e., the same number of parameters as the power-law plus blackbody.

3. SEARCH FOR γ -RAYS

Given its high spin-down power and likely proximity, it is surprising that Calvera is not a bright *Fermi* pulsar. We can place a conservative upper limit of $F_{\gamma} < 3 \times 10^{-12} \text{ erg cm}^{-2} \text{ s}^{-1}$ on its $> 100 \text{ MeV}$ flux simply from its absence in the 2GFL catalog (Nolan et al. 2012), as this flux is comparable to the weakest catalogued sources in its immediate vicinity. This corresponds to a luminosity upper limit of $L_{\gamma} < 1.4 \times 10^{33} d_{2\text{kpc}}^2 \text{ erg s}^{-1}$, assumed isotropic. (The adopted upper limit on Calvera’s distance, 2 kpc, will be justified in Section 4.1). In comparison, detected γ -ray pulsars of similar \dot{E} typically have $L_{\gamma} = 10^{34-35} \text{ erg s}^{-1}$. Next, we make a more sensitive test for γ -ray emission at the position of Calvera by using the additional *Fermi* data accumulated since the

Table 2
Spectral Fits for ObsIDs 13788 and 15613 Combined

Parameter	Value ^a
Exp. time (s)	36,772
Counts (s^{-1})	0.138
Power-law plus blackbody model	
N_{H} (cm^{-2})	$3.7_{-3.7}^{+5.8} \times 10^{20}$
Γ	$3.7_{-0.5}^{+0.6}$
kT (keV)	$0.259_{-0.013}^{+0.012}$
R (km) ^b	0.096
F_x (0.3 – 10 keV) ^c	1.09×10^{-12}
L_x (0.3 – 10 keV) ^d	1.63×10^{31}
$\chi^2_{\nu}(\nu)$	1.004(70)
Two-blackbody model	
N_{H} (cm^{-2})	$< 3 \times 10^{20}$
kT_1 (keV)	0.090 ± 0.006
R_1 (km) ^b	0.99
kT_2 (keV)	0.264 ± 0.005
R_2 (km) ^b	0.11
F_x (0.3 – 10 keV) ^c	1.07×10^{-12}
L_x (0.3 – 10 keV) ^d	1.15×10^{31}
$\chi^2_{\nu}(\nu)$	1.153(70)

^a Uncertainties are 90% confidence for one interesting parameter.

^b Assuming $d = 300 \text{ pc}$.

^c Absorbed flux in units of $\text{erg cm}^{-2} \text{ s}^{-1}$.

^d Unabsorbed luminosity in units of erg s^{-1} , for $d = 300 \text{ pc}$.

construction of the 2GFL catalog, and also by searching for pulsations around the known f and \dot{f} .

To search for γ -ray point source emission from Calvera, we retrieved Pass 7 *Fermi* LAT event data between 2008 August 4 and 2013 July 1 and within 20° of the pulsar position. The analysis was carried out using the *Fermi* Science Tools¹ v9r27p1. Following the recommended analysis guidelines from the *Fermi* Science Support Center, the data were filtered for “source” class events in good time intervals with energies above 100 MeV, zenith angles smaller than 100° , and telescope rocking angles $\leq 52^\circ$ using the *gtselect* and *gtmktime* tools.

It is evident from the resulting *Fermi* LAT counts map (Figure 4, left) that there is no obvious γ -ray source positionally coincident with Calvera. To determine formally whether Calvera is a γ -ray point source, we carried out a binned likelihood analysis with the *gtlike* tool based on the input counts, exposure, and source maps, livetime cube and source model generated with the *Fermi* Science Tools. The input spectral model for the region of interest included contributions from the putative γ -ray pulsar counterpart, all 2FGL catalog sources within 15° of the pulsar, the extragalactic diffuse emission, and the residual instrumental background, jointly modeled using the *iso_p7v6source* template, and Galactic diffuse emission, modeled with the *gal_2yearp7v6_v0* map cube.

The first iteration of the likelihood analysis revealed excess emission 2.97 ENE of Calvera’s position that does not appear to be associated with any 2FGL source (see Figure 4). Hence, we added a model source described by a power-law at its position, (J2000.0) R.A.= $15^{\text{h}}10^{\text{m}}53^{\text{s}}.6$, decl.= $+80^{\circ}05'50''$ (J2000.0). The likelihood analysis assigned it a test statistic value of 33.7, corresponding to a significance of $\approx 5.8\sigma$. This source is <

¹ Available at <http://fermi.gsfc.nasa.gov/ssc/data/analysis/scitools/> or

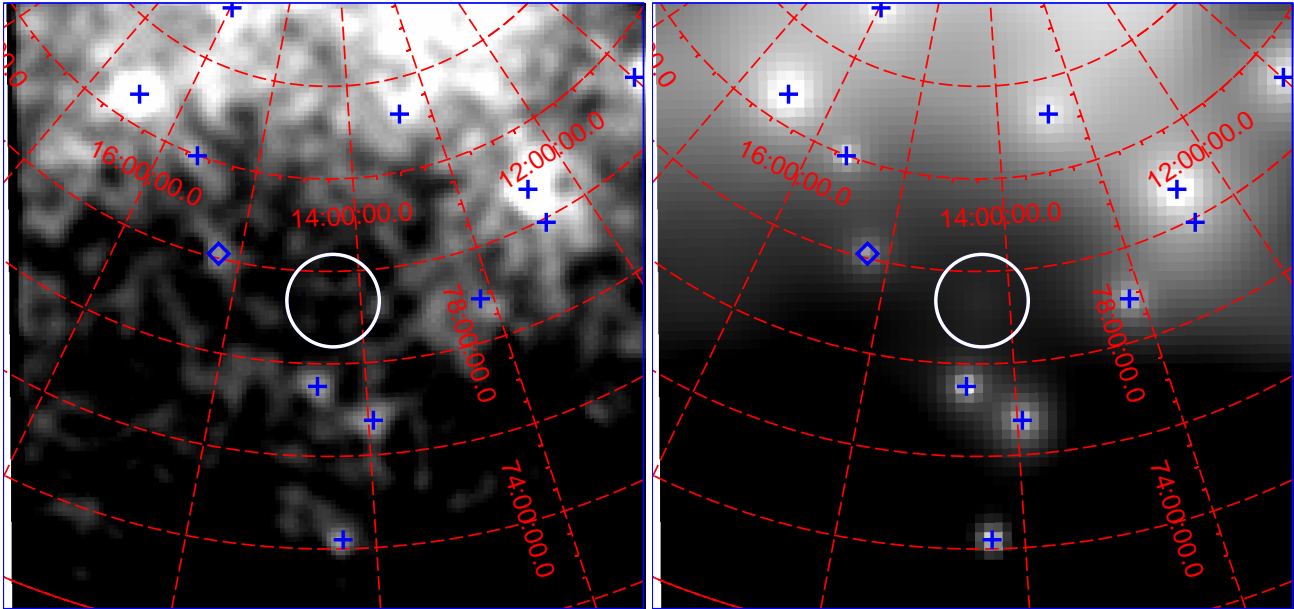


Figure 4. *Fermi* LAT 0.1–300 GeV counts map (left) and likelihood analysis output model map (right). The blue crosses mark the positions of 2FGL catalog point sources, while the diamond marks the position of the source we added to the model, likely identified with CRATES J151032.75+800005.3. The white circle of radius 1° is centered on the X-ray position of Calvera. (A color version of this figure is available in the online journal.)

$6'$ from a radio source with an inverted spectrum at $0.3 - 8.5$ GHz, listed as CRATES J151032.75+800005.3 by Healy et al. (2007), which also has an X-ray counterpart, 1RXS J151026.3+795946, and magnitudes from the Wide-field Infrared Survey Explorer² (Wright et al. 2010), $W1 = 13.428(24)$, $W2 = 12.384(23)$, $W3 = 9.584(26)$, $W4 = 7.317(67)$, that are typical of γ -ray blazars (Massaro et al. 2012). These blazar properties give us added confidence that the new γ -ray source is real. Its redshift is unknown, although it has a faint optical counterpart (on the Palomar Observatory Sky Survey) that could lead to a measurement.

As appropriate for a pulsar, we model Calvera’s γ -ray spectrum as a power-law with an exponential cutoff, of the form $dN/dt \propto E^{-\Gamma} \exp(-E/E_c)$, where Γ is the photon spectral index and E_c is the cutoff energy. The spectral parameters of the pulsar, the 16 sources within 10° and the normalization factors of diffuse components were left free in the fit. For sources between 10° and 15° away the spectral parameters were kept fixed.

The likelihood analysis gives a Test Statistic (TS; for a definition see Nolan et al. 2012) value of 3.9 for Calvera, which corresponds to only a $\sim 2\sigma$ detection. The spectral parameters are poorly constrained. The low statistical significance indicates that the addition of a source at Calvera’s position is not warranted by the existing *Fermi* LAT data, implying that the pulsar is not a γ -ray source. Given the non-detection, to estimate the upper limit on Calvera’s γ -ray flux we followed the procedure used by Romani et al. (2011). In particular, we computed an expected photon index and an exponential cutoff energy using the empirical relations $\Gamma = -4.1 + 0.156 \log_{10} \dot{E}$ and E_c (GeV) = $-0.45 + 0.71 \log_{10} B_{\text{LC}}$, where $B_{\text{LC}} \simeq 9.3 P^{-5/2} (\dot{P}/10^{-15})^{1/2}$ G is the magnetic field at the

light cylinder. This predicts $\Gamma = 1.5$ and $E_c = 2.6$ GeV for Calvera. We then repeated the likelihood analysis with Calvera’s Γ and E_c fixed at these values, while allowing the flux normalization to vary. Based on the resulting value, the `UpperLimit` Python module from the *Fermi* Science Tools gives $< 8.2 \times 10^{-10}$ photons $\text{cm}^{-2} \text{s}^{-1}$, translating to an energy flux of $< 6.8 \times 10^{-13}$ erg $\text{cm}^{-2} \text{s}^{-1}$ in the 0.1 – 300 GeV interval. The corresponding upper limit on luminosity, $L_\gamma < 3.3 \times 10^{32} d_{2\text{kpc}}^2$ erg s^{-1} , is illustrated in Figure 5 in comparison with detections of 88 pulsars from the Second *Fermi* Large Area Telescope Catalog of Gamma-Ray Pulsars (Abdo et al. 2013).

Despite the lack of a γ -ray detection in the image plane, a search for pulsed emission is potentially more sensitive, especially if the signal is sharply peaked. Accordingly, we searched for γ -ray pulsations at the position of Calvera in aperture radii ranging from $1.0^\circ - 2.0^\circ$, in 0.5° increments, for photons in both the 0.1 – 300 GeV and 0.3 – 300 GeV ranges.

Lacking a true ephemeris, we searched around the approximately determined spin frequency f and spin-down rate \dot{f} . A large grid search is necessitated by the paucity of γ -ray photons, which requires a time step of at least 100 days during which phase coherence is assumed to be maintained. The number of trials was reduced by confining the range of parameters searched to a set of five possible aliases allowed by the close pair of *Chandra* observations. In each case, conservative $\pm 3\sigma$ ranges in f and \dot{f} were used to cover all plausible values. To characterize the significance of a putative signal, we used Z_n^2 tests with $n = 1, 2, 3$, and 4. We repeated the entire search using two reasonable time steps: 100 days and 365 days. Finally, to maximize the sensitivity by using all the data, the power-spectra from each segment were added incoherently. No significant pulsed emission

² Data at <http://wise2.ipac.caltech.edu/docs/release/allsky/>

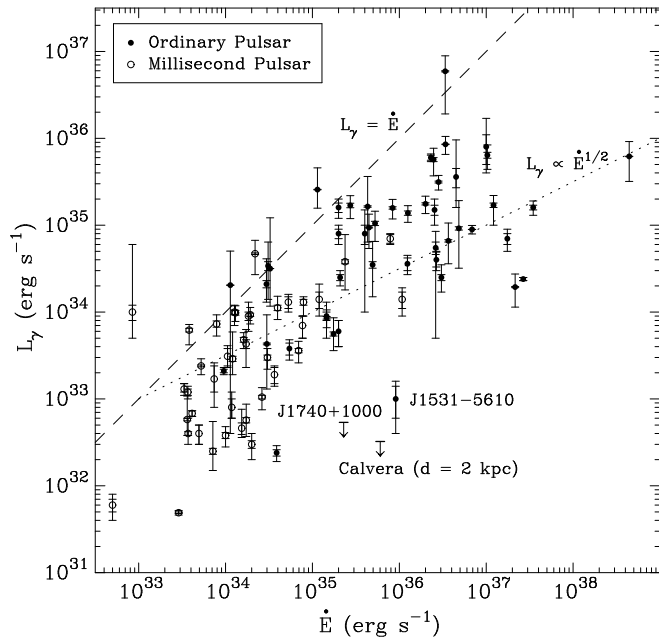


Figure 5. γ -ray luminosity (assumed isotropic) of pulsars in the 0.1–100 GeV band versus spin-down power, adapted from Figure 9 of the Second *Fermi* Large Area Telescope Catalog of Gamma-Ray Pulsars (Abdo et al. 2013). Two types of errors are shown for each point, involving flux and distance. Usually the uncertainty in distance gives a larger error bar than the statistical uncertainty in flux. The upper limit for PSR J1740+1000 at its nominal distance of 1.24 kpc, taken from (Romani et al. 2011), is also shown, as well as the upper limit for Calvera for its maximum distance of 2 kpc. The luminosity of PSR J1531–5610 represents its pulsed emission only.

is detected in the 48 searches for each of the five trial ephemerides that account for the possible aliased X-ray solutions. This outcome is not surprising considering the small number of photons, if any, that can plausibly be attributed to Calvera.

4. DISCUSSION

4.1. Distance and Origin

The distance to Calvera is poorly constrained by X-ray spectra, and is uncertain by an order of magnitude. Upper limits can be derived from the effective area of thermal X-ray emission, or from the conversion of rotational energy to luminosity in the case that the X-rays are powered by rotation. Scaling the values of blackbody radius in Table 2 with distance, a radius of $R_1 = 12$ km for the lower temperature component in the two-blackbody model corresponds to a distance upper limit of 3.6 kpc. Smaller distances were derived by Zane et al. (2011) using hydrogen atmospheres fitted to the *XMM-Newton* spectra, with N_H fixed at the Galactic value, with the result that $d = 1.5 - 2.3$ kpc. Here we adopt 2 kpc as an upper limit on d because, since soft X-ray pulsations are seen, the star cannot be at uniform temperature and the effective radius of emission must be smaller than R_{NS} . We adopt 200 pc as a tentative lower limit because the X-ray column density, which is better measured by the *XMM-Newton* data of Zane et al. (2011), is comparable to the total Galactic 21 cm value.

At $d = 2$ kpc, the X-ray luminosity of Calvera would be $L_x = 5 \times 10^{32}$ erg s $^{-1}$, a typical value for thermal emission from a NS of its age, $\tau_c = 290$ kyr,

and consistent with theoretical NS cooling curves (e.g., Page et al. 2009). Even at 200 pc, the corresponding $L_x = 5 \times 10^{30}$ erg s $^{-1}$ is not unusual, since NS temperatures are falling steeply at this age, particularly those with light-element envelopes. Even some younger NSs, such as RX J0007.0+7303 in the supernova remnant CTA 1, are seen to be this faint (Halpern et al. 2004), which could be the effect of a larger mass. However, the (unmeasured) non-thermal X-ray luminosity of Calvera would be exceptionally small if at $d = 200$ pc, probably of order $10^{-6} \dot{E}$, while for most pulsars the ratio L_x/\dot{E} is greater than 10^{-5} (Kargaltsev et al. 2012a).

Calvera stands out as the most extreme case of a “young” pulsar at high Galactic latitude, $b = +37^\circ$. Its X-ray properties allow it to be nearby, in the Galactic disk, or far enough to reside in the halo. If in the halo, it was either born there, or was ejected from the disk at high velocity, $v \approx 1000 z_{300}$ km s $^{-1}$, where z_{300} is its height above the disk in units of 300 pc. This is near the upper limit of observed velocities of pulsars (Hobbs et al. 2005). The ejection scenario implies a proper motion $\mu \gtrsim \tau_c^{-1} \sin b \cos b = 340$ mas yr $^{-1}$ to have reached latitude $b = +37^\circ$ in $\tau_c = 290$ kyr. To the extent that the true age of a young pulsar is less than its characteristic age, the proper motion could be even larger.

If at a distance of ~ 2 kpc, Calvera must have been born in the halo. If its progenitor was a halo star, or a runaway O or B star from the disk, then the proper motion of the NS could be up to a factor of ~ 3 smaller than indicated above, and oriented in any direction after the random supernova kick. Calvera’s proper motion will be measured by an approved *Chandra* HRC observation in comparison with the original one from the year 2007 (Rutledge et al. 2008).

4.2. Comparison with PSR J1740+1000

The pulsar whose circumstances most resemble Calvera’s is PSR J1740+1000, a 0.154 s radio pulsar with $\tau_c = 114$ kyr at $b = +20^\circ$ and $d \approx 1.24$ kpc, for which a halo or runaway progenitor scenario has also been suggested (McLaughlin et al. 2002). The quoted dispersion-measure (DM) distance is from the Australia Telescope National Facility catalogue³ (Manchester et al. 2005, version 1.47), and is based on the NE2001 Galactic free electron density model of Cordes & Lazio (2002). The X-ray measured column density to PSR J1740+1000 (Kargaltsev et al. 2012b) is consistent with the Galactic 21 cm value. If PSR J1740+1000 was ejected from the Galactic disk, its proper motion would have to be ~ 590 mas yr $^{-1}$. However, we can use a pair of existing *Chandra* observations to rule out this possibility directly. Inspecting ACIS images of PSR J1740+1000 taken in 2001 August (ObsID 1989, 5 ks) and 2010 June (ObsID 11250, 64 ks), its centroid position is (J2000.0) R.A.=17^h40^m25^s.94, decl.=+10^o00′05″.9, and R.A.=17^h40^m25^s.95, decl.=+10^o00′06″.1, respectively. Within the nominal *Chandra* uncertainty of 0″.6, these positions are indistinguishable from each other and from the radio timing position, R.A.=17^h40^m25^s.950(5), decl.=+10^o00′06″.3(2), whose epoch is 2000 April (McLaughlin et al. 2002).

³ <http://www.atnf.csiro.au/research/pulsar/psrcat/expert.html>

Taking $0''.6$ as an upper limit on the displacement of PSR J1740+1000 over a 10 yr time span, this implies a proper motion of $< 60 \text{ mas yr}^{-1}$, or a displacement of $< 2^\circ$ since birth, meaning that it was born outside of the disk if the DM distance is correct. Note that this argument is independent of the possible X-ray “tail” of PSR J1740+1000 (Kargaltsev et al. 2008), whose orientation could be interpreted as indicating motion parallel to the Galactic plane. In any case, the tail may not be real, because the 64 ks *Chandra* image of PSR J1740+1000 from 2010 doesn’t clearly show it. Curiously, PSR J1740+1000 is also undetected in γ -rays by *Fermi*, as we discuss in Section 4.4.

4.3. Classification of Calvera

The place of Calvera among the families of NSs is still not clear despite our measurement of its spin and spectral properties. Of the previously hypotheses, we can now rule out only a mildly recycled pulsar, as Calvera lies far above the spin-up limit in Figure 1. Its dipole field of $4.4 \times 10^{11} \text{ G}$ is on the low end for ordinary rotation-powered pulsars of the same characteristic age, but is not unprecedented. It is difficult to characterize its true (thermal) age using theoretical cooling curves, first, because such curves vary, depending on several unknown parameters. Second, its X-ray emitting hot spot(s) do not represent the full surface area of the NS. Third, it is entirely possible that some of the thermal emission is due to polar cap heating by backflowing magnetospheric particles (Harding & Muslimov 2001, 2002). A typical ratio $L_x/\dot{E} \sim 10^{-3}$ attributed to this process is seen in thermally emitting millisecond pulsars, and Calvera’s ratio is no larger than this.

Even at the adopted upper-bound distance of $\sim 2 \text{ kpc}$, spin-down power could explain all of Calvera’s emission. The pulsed light curves exhibit a pronounced increase in pulsed fraction with increasing energy (see Figure 3), which is characteristic of localized heating or enhanced conduction from the interior, either of which are expected at the magnetic poles of a NS. Preliminary modeling suggests that the pulse profiles as a function of energy can be fitted assuming two roughly antipodal hot spots differing in temperature by a factor of two. A weak, non-thermal spectral component may be present above 2 keV, as is seen in many radio pulsars with predominantly thermal spectra, but the photon statistics of the existing data are not sufficient to distinguish it.

Calvera is of particular interest as the first proposed candidate for an “orphaned CCO” that remains after the host supernova remnant dissipates (Halpern 2011; Zane et al. 2011). The three known CCO pulsars have weak dipole magnetic fields, in the range $(0.3 - 1) \times 10^{11} \text{ G}$, and negligible spin-down power in comparison with their bolometric X-ray luminosities of $10^{33} - 10^{34} \text{ erg s}^{-1}$ (Gotthelf et al. 2013). An orphaned CCO will remain in the region of (P, \dot{P}) space where it was born, and will continue to cool. An orphaned CCO could be distinguished from an older pulsar by its residual thermal X-ray luminosity, which lasts $10^5 - 10^6 \text{ yr}$, and Calvera is of the right age to fill this role. However, with its larger magnetic field strength and shorter period than the known CCO pulsars (Figure 1), Calvera may no longer seem a compelling prototype of a CCO descen-

dent.

Nevertheless, independent of the discovery of Calvera, a theory for CCOs has been developed that involves burial of a typical NS magnetic field ($\sim 10^{12} \text{ G}$) by prompt fall-back of a small amount of supernova ejecta, followed by diffusive regrowth of the same field on a time scale of $\sim 10^4 \text{ yr}$ (Ho 2011; Viganò & Pons 2012; Bernal et al. 2013). Magnetic field growth has long been suggested as a reason why pulsar braking indices are all less than the dipole value of 3. In this picture, CCOs would be in a phase of rapid field growth, with large negative braking index, and their immediate descendants would lie directly above them on the (P, \dot{P}) diagram. The possibility that Calvera, or almost any radio pulsar for that matter, was once a CCO, cannot therefore be ruled out. Such a scenario, in which CCOs quickly join the ordinary radio pulsar population, carries the added benefit of not requiring yet another family of NSs to exist that could strain the already evident excess of pulsars with respect to the Galactic core-collapse supernova rate, as enumerated by Keane & Kramer (2008).

4.4. Absence of γ -ray Emission

The upper limit that we have derived on Calvera’s (assumed isotropic) $> 100 \text{ MeV}$ luminosity, $< 3.3 \times 10^{32} d_{2\text{kpc}}^2 \text{ erg s}^{-1}$, is a factor of ~ 200 below typical pulsars of similar \dot{E} (Abdo et al. 2013). Romani et al. (2011) determined several other γ -ray upper limits for pulsars from *Fermi* data. Interestingly, PSR J1740+1000 mentioned above is among those not detected, with $L_\gamma < 5.3 \times 10^{32} \text{ erg s}^{-1}$ as shown in Figure 5. This is similar to the limit on Calvera only if the latter is at its maximum distance of 2 kpc. Another energetic pulsar of low γ -ray luminosity is PSR J1531–5610, which is weak enough so that only its pulsed luminosity has been measured. Nevertheless, it is more luminous than Calvera.

If Calvera is one of the nearest pulsars, at $d \sim 200 \text{ pc}$, then its γ -ray luminosity is $< 5.3 \times 10^{30} \text{ erg s}^{-1}$. This is so far below any other pulsar of comparable \dot{E} that it could logically be taken as an argument against such a small distance. However, we are not certain what the limits are on possible beaming corrections for γ -ray pulsars. In order to explain γ -ray-weak pulsars such as PSR J1740+1000, Romani et al. (2011) favored an interpretation in which an aligned rotator, with the observer close to the rotation axis, would direct its outer-gap γ -ray emission away from the observer. But Calvera is not likely to be an aligned rotator given its large X-ray pulsed fraction, $\approx 30\%$ above 1 keV (Figure 3). Neither is PSR J1740+1000 likely to be an aligned rotator, as its thermal X-ray emission also has a pulsed fraction of $\approx 30\%$ (Kargaltsev et al. 2012b). Furthermore, it is difficult to understand the lack of radio pulsations from Calvera if it is an aligned rotator unless is it intrinsically radio silent. The absence of both radio and γ -ray emission from Calvera must imply a strong constraint on the beaming patterns and creation of high-energy particles in pulsars. Now having two energetic pulsars at high Galactic latitude with no γ -ray emission to faint limits, we wonder if other undetected pulsars in the Galactic plane could be similarly weak, while source confusion and diffuse emission prevents such low upper limits from

being established for them.

5. CONCLUSIONS

More than three years after 59 ms X-ray pulsations were discovered from Calvera, we obtained new timing observations with *Chandra* that show its frequency to have changed, corresponding to $\dot{f} = (-9.11 \pm 0.24) \times 10^{-13} \text{ s}^{-2}$. Interpreting this as the dipole spin-down of an isolated NS, its derived properties are $\dot{E} = 6.1 \times 10^{35} \text{ erg s}^{-1}$, $\tau_c = 290 \text{ kyr}$, and $B_s = 4.4 \times 10^{11} \text{ G}$. These make Calvera an energetic, young pulsar with a magnetic field toward the low end of the distribution, and unusual for its absence of γ -ray emission.

We performed image likelihood and timing searches on almost five years of *Fermi* data, with a resulting upper limit of $< 8.2 \times 10^{-10} \text{ photons cm}^{-2} \text{ s}^{-1}$, or energy flux $< 6.8 \times 10^{-13} \text{ erg cm}^{-2} \text{ s}^{-1}$ above 100 MeV, a faint limit that is made possible by Calvera's location at high Galactic latitude, $+37^\circ$. How extreme this non-detection is depends on the poorly known distance. Since X-ray spectral fits have an absorbing column density greater than or equal to the Galactic value, we estimate a lower limit on d of $\sim 200 \text{ pc}$. A upper limit of $\sim 2 \text{ kpc}$ can be set by requiring the thermal X-ray emitting area, which dominates the X-ray luminosity, to be less than the surface area of a 12 km radius NS. The equivalent upper limit on γ -ray luminosity is $L_\gamma < 3.3 \times 10^{32} d_{2\text{kpc}}^2 \text{ erg s}^{-1}$, smaller than all γ -ray pulsars of similar \dot{E} . If Calvera were as close as 200 pc, the absence of both radio and γ -ray luminosity would be extraordinary, and challenging for existing models of pulsar acceleration zones and beaming, especially since Calvera has substantial X-ray pulse modulation. The combination of these properties is difficult to accommodate in an aligned rotator, or any other geometry.

The radio pulsar PSR J1740+1000 bears some resemblance to Calvera in that it is a young, energetic pulsar at high Galactic latitude that is not a γ -ray source. We obtained an upper limit on the proper motion of PSR J1740+1000, $< 60 \text{ mas yr}^{-1}$, by comparing radio-timing and X-ray positions over a 10 year baseline. This tends to rule out that PSR J1740+1000 was born in the Galactic disk. Instead, its progenitor could have been a runaway O or B star. We will soon assess Calvera's proper motion with an upcoming *Chandra* HRC observation.

It had been speculated that Calvera could be an orphaned CCO, a descendant of the weakly magnetized X-ray pulsars that fall unexpectedly in a sparsely occupied region of (P, \dot{P}) space. Even though its dipole magnetic field is larger than that of the CCO pulsars, Calvera could be following the track predicted by the theory of field burial, with a magnetic field that was initially submerged by supernova debris, but is rapidly reemerging and approaching normal strength. In this theory, many ordinary radio pulsars may be the orphaned CCOs, which could be revealed by an excess of thermal X-ray luminosity with respect to their spin-down ages.

This investigation is based on observations obtained with the *Chandra* X-ray Observatory and *XMM-Newton*. *XMM-Newton* is an ESA science mission with instruments and contributions directly funded by ESA Member

States and NASA. We have made use of the NASA Astrophysics Data System (ADS) and software provided by the Chandra X-ray Center (CXC) in the application package CIAO. This publication also makes use of data products from the Wide-field Infrared Survey Explorer, which is a joint project of the University of California, Los Angeles, and the Jet Propulsion Laboratory/California Institute of Technology, funded by the National Aeronautics and Space Administration. Financial support was provided by award GO2-13089X issued by the *Chandra* X-ray Observatory Center, which is operated by the Smithsonian Astrophysical Observatory for and on behalf of NASA under contract NAS8-03060.

REFERENCES

- Abdo, A. A., Ajello, M., Allafort, A., et al. 2013, *ApJS*, 208, 17
 Belczynski, K., Lorimer, D. R., Ridley, J. P., & Curran, S. J. 2010, *MNRAS*, 407, 1245
 Bernal, C. G., Page, D., & Lee, W. H. 2013, *ApJ*, 770, 106
 Bhattacharya, D., Wijers, R. A. M. J., Hartman, J. W., & Verbunt, F. 1992, *A&A*, 254, 198
 Buccheri, R., Bennett, K., Bignami, G. F., et al. 1983, *A&A*, 128, 245
 Cordes J. M., & Lazio, T. J. W. 2002, arXiv:astro-ph/0207156
 Fruscione, A., McDowell, J. C., Allen, G. E., et al. 2006, *Proc. SPIE*, 6270, 62701V
 Garmire, G. P., Bautz, M. W., Ford, P. G., Nousek, J. A., & Ricker, G. R., Jr. 2003, *Proc. SPIE*, 4851, 28
 Gotthelf, E. V., Halpern, J. P., & Alford, J. 2013, *ApJ*, 765, 58
 Haberl, F. 2007, *Ap&SS*, 308, 181
 Halpern, J. P. 2011, *ApJL*, 736, L3
 Halpern, J. P., Gotthelf, E. V., Camilo, F., Helfand, D. J., & Ransom, S. M. 2004, *ApJ*, 612, 398
 Harding, A. K., & Muslimov, A. G. 2001, *ApJ*, 556, 987
 Harding, A. K., & Muslimov, A. G. 2002, *ApJ*, 568, 862
 Healy, S. E., Romani, R. W., Taylor, G. B., et al. 2007, *ApJS*, 171, 61
 Hessels, J. W. T., Stappers, B. W., Rutledge, R. E., Fox, D. B., & Shevchuk, A. H. 2007, *A&A*, 476, 331
 Ho, W. C. G. 2011, *MNRAS*, 414, 2567
 Hobbs, G., Lorimer, D. R., Lyne, A. G., & Kramer, M. 2005, *MNRAS*, 360, 974
 Kalberla, P. M. W., Burton, W. B., Hartmann, D., et al. 2005, *A&A*, 440, 775
 Kaplan, D. L., & van Kerkwijk, M. H. 2009, *ApJ*, 705, 798
 Kargaltsev, O., Durant, M., Pavlov, G. G., & Garmire, G. 2012a, *ApJS*, 201, 37
 Kargaltsev, O., Durant, M., Misanovic, Z., & Pavlov, G. G. 2012b, *Sci*, 337, 946
 Kargaltsev, O., Misanovic, Z., Pavlov, G. G., Wong, J. A., & Garmire, G. P. 2008, *ApJ*, 684, 542
 Keane, E. F., & Kramer, M. 2008, *MNRAS*, 391
 Manchester, R. N., Hobbs, G. B., Teoh, A., & Hobbs, M. 2005, *AJ*, 129, 1993
 Massaro, F., D'Abrusco, R., Tosti, G., et al. 2012, *ApJ*, 750, 138
 McLaughlin, M. A., Arzoumanian, Z., Cordes, et al. 2002, *ApJ*, 564, 333
 Nolan, P. L., Abdo, A. A., Ackermann, M., et al. 2012, *ApJS*, 199, 31
 Page, D., Lattimer, J. M., Prakash, M., & Steiner, A. W. 2009, *ApJ*, 707, 1131
 Romani, R. W., Kerr, M., Craig, H. A., et al. 2011, *ApJ*, 738, 114
 Rutledge, R. E., Fox, D. B., & Shevchuk, A. H. 2008, *ApJ*, 672, 1137
 Shevchuk, A. H., Fox, D. B., & Rutledge, R. E. 2009, *ApJ*, 705, 391
 Strutt, J. W. 1880, *Phil. Mag.*, 10, 73
 van den Heuvel, E. P. J. 1987, in *IAU Symp. 125, The Origin and Evolution of Neutron Stars*, ed. D. J. Helfand & J. Huang (Dordrecht: Reidel), 393
 Viganò, D., & Pons, J. A. 2012, *MNRAS*, 425, 2487
 Wright, E. L., Eisenhardt, P. R. M., Mainzer, A. K., et al. 2010, *AJ*, 140, 1868

