

Testing a Dilaton Gravity Model using Nucleosynthesis

S. Boran* and E. O. Kahya†

Department of Physics, İstanbul Technical University, Maslak 34469 İstanbul, Turkey

(Dated: October 18, 2019)

Big Bang Nucleosynthesis (BBN) offers one of the most strict evidences for the Λ -CDM cosmology at present, as well as the Cosmic Microwave Background (CMB) radiation. In this work, our main aim is to present the outcomes of our calculations related to primordial abundances of light elements, in the context of higher dimensional steady-state universe model in the dilaton gravity. Our results show that abundances of light elements (primordial D, ^3He , ^4He , T, ^7Li) are significantly different for some cases, and a comparison is given between a particular dilaton gravity model and Λ -CDM in the light of the astrophysical observations.

Keywords: Dilaton gravity models, string cosmology, alternate gravity models, big bang nucleosynthesis

PACS numbers: 04.60.Cf, 26.35.+c

I. INTRODUCTION

The current expansion of the universe is a crucial evidence for the big bang cosmology model. It predicts the chemical abundances of primordial elements as results of nuclear reactions which began seconds after the big bang and continued for the next several minutes. With the help of inflation, one can consistently solve the well-known problems of the standard model; such as the observed spatial homogeneity, isotropy, and flatness of the universe [1].

There are still many unsolved puzzles of this model, such as the origin of dark matter and dark energy, cosmological constant problem, cosmic coincidence problem and the exact form of the inflaton potential etc. [2, 3] On the other hand there are many models which claim solutions to these problems by modifying Einstein's general relativity. Quintessence, k-essence, phantom, quintom and other phenomenological models are just few examples of alternate gravity models that offer a solution to the dark energy problem [4]. And also there are alternative gravity theories that suggest using extra fields (scalar-tensor, etc.) and higher dimensions (Kaluza-Klein, Randall-Sundrum) arising from string theory at the low energy limit [5].

In this ocean of models, we would like to consider an observable consequence (modified abundances of light elements) of a new model, a Higher Dimensional Dilaton Gravity Theory of Steady-State Cosmological (HDGS) model in the context of string theory. The paper is organized as follows: In §II, dynamics of this particular dilaton gravity model is summarized. In §III, nucleosynthesis in the context of this model is analyzed. In §IV, the results obtained from our calculations for this model and the predictions of Standard Big Bang Nucleosynthesis (SBBN) with the help of Plank Satellite data [6] are

compared with the astrophysical observations.

II. DYNAMICS OF HDGS, A DILATON GRAVITY MODEL

In this section we briefly summarize the dynamics of a particular type of dilaton gravity models that proposed in [7]. The idea is introducing a higher dimensional dilaton gravity action of steady state cosmology (HDGS) in the string frame. Therefore the evolution of the internal n -dimensional space results into an evolution of the observed universe to keep the whole system in a steady state. Due to this constraint choosing particular values for some parameters, such as the number of extra dimensions, leads to possibly observable effects in our universe. Let us start with the action, which stems from the low-energy effective string theory,

$$S = \int_M d^{1+3+n}x \sqrt{|g|} e^{-2\phi} (R + 4\omega \partial_\mu \phi \partial^\mu \phi + U(\phi)), \quad (1)$$

where R is the curvature scalar, M stands for manifold, n corresponds to extra dimensions, $|g|$ is the determinant of $g_{\mu\nu}$ metric tensor, ϕ is the dilaton field taken as space independent real function of time and ω is an arbitrary coupling constant. $U(\phi) = U_0 e^{\lambda\phi}$ is a real smooth function of the dilaton field and corresponds to the dilaton self interaction potential and both U_0 and λ are real parameters. Two interesting cases that is worth mentioning are $\omega = 1$ and $n=6$ corresponding to anomaly-free superstring theory and $\omega = 1$ with $n=22$ corresponds to bosonic string theory. The metric is given by

$$ds^2 = -dt^2 + a^2(t)(dx^2 + dy^2 + dz^2) + s^2(t)(d\theta_1^2 + \dots + d\theta_n^2). \quad (2)$$

Here t is the cosmic time, (x, y, z) are the cartesian coordinates of the 3-dimensional flat space, basically the observed universe. The coordinates, θ are n -dimensional, compact (torodial) internal space coordinates (this represents space that cannot be observed directly and locally today.). While $a(t)$ denotes the scale factor of 3-

*Electronic address: borans@itu.edu.tr

†Electronic address: eokahya@itu.edu.tr

dimensional external space, $s(t)$ is the scale factor of n -dimensional internal space.

This model has the following key properties:

(i) The $(3+n)$ -dimensional universe has a constant volume, that is $V = a^3 s^n = V_0$, hence steady state. But the internal and external spaces are dynamical. (ii) The energy density is constant in the higher dimensional universe. (iii) There is no higher dimensional matter source other than the dilaton field in the action.

If the scalar field is redefined as $\beta = e^{\lambda\phi}$, the relation between the scalar field and the scale factor of the external space turns out to be

$$\left(\frac{a'}{a}\right)^2 = \frac{n}{3(3+n)} \frac{2\omega\varepsilon}{\beta^2}, \quad (3)$$

where ε is a constant of integration. Here, prime denotes derivative with respect to the ordinary time. Imposing the constant volume condition gives,

$$a = a_0 e^{\pm \frac{1}{3} \sqrt{\frac{3n}{(3+n)}} \sqrt{2\omega\varepsilon} \int dt \frac{1}{\beta}} \quad (4)$$

and

$$s = s_0 e^{\mp \frac{1}{n} \sqrt{\frac{3n}{(3+n)}} \sqrt{2\omega\varepsilon} \int dt \frac{1}{\beta}} \quad (5)$$

where a_0 and s_0 correspond the integration constants. Therefore the modified Hubble parameter of the external space is obtained as follows

$$H_a \equiv \frac{a'}{a} = \pm \frac{1}{3} \sqrt{\frac{3n}{3+n}} \frac{\sqrt{2\omega\varepsilon}}{\beta}. \quad (6)$$

Here the physically relevant case is the solution for expanding external space with $H_a > 0$. The deceleration parameter for the external space is given by

$$q_a \equiv -\frac{a'' a}{a'^2} = -1 \pm 3 \sqrt{\frac{3+n}{3n}} \frac{\beta'}{\sqrt{2\omega\varepsilon}}. \quad (7)$$

In the case of $\varepsilon \neq 0$ and $U_0 \neq 0$, and with the choice of appropriate initial conditions, it turns out that [7] the early time modified deceleration parameter is given by

$$q \rightarrow 3 \sqrt{\frac{3+n}{3n}} \frac{1}{\sqrt{\omega}} - 1. \quad (8)$$

III. NUCLEOSYNTHESIS IN HDGS

We are interested in how abundances of light elements would change in the context of this model. Specifically we would like to consider the ratio of the modified expansion rate to standard expansion rate during the early radiation dominant epoch. This ratio is given by,

$$S \equiv \frac{H_a}{H_{SBBN}} = \frac{1 + q_{SBBN}}{1 + q_a}. \quad (9)$$

This is true since deceleration parameter stays almost constant during primordial nucleosynthesis. The value of the deceleration parameter for standard BBN is $q_{SBBN} = 1$. Since q_a is given by (8), the so-called standard expansion factor, S can be expressed in terms of ω and n as

$$S = \frac{2}{3} \left(\sqrt{\frac{3\omega n}{3+n}} \right). \quad (10)$$

If $S \neq 1$ is taken, it denotes nonstandard expansion factor. This kind of modification might also arise due to additional light particles such as neutrinos which would make the ratio to be, $\tilde{H}/H_{SBBN} = [1 + \frac{7}{43}(N_\nu - 3)]^{\frac{1}{2}}$. In this context of the dilaton gravity model that we mentioned it is also going to occur due to a modification of general relativity. We are interested in the case where $N_\nu = 3$ and therefore the value of $(S - 1)$ will come only from the modification of general relativity.

The primordial abundances of the light elements (primordial D, ^3He , ^4He , ^7Li , T) depend on the baryon density and the expansion rate of the universe [8, 9]. The baryon density parameter [8] is given by

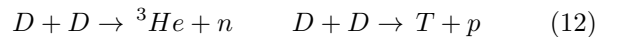
$$\eta_{10} \equiv 10^{10} \eta_B \equiv 10^{10} \frac{n_B}{n_\gamma} = 273.9 \Omega_B h^2, \quad (11)$$

where η_B gives the baryon to photon ratio, Ω_B is dimensionless current critical cosmological density parameter for baryons and $h = h_{100} \equiv \frac{H_0}{100 \text{ km s}^{-1} \text{ Mpc}^{-1}}$ with H_0 being the present value of the Hubble parameter. Any modification of the expansion rate would change the time when neutrons freeze out, which will in turn determine the final abundance of Helium-4 as well as all of the other light elements.

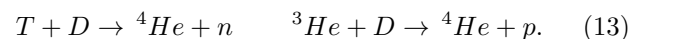
In the following subsections, we will analyze nucleosynthesis due to a modification of the expansion rate in the context of HDGS models. We will express the primordial nuclear abundances of light nuclei in terms of two parameters of HDGS models; number of extra dimensions n , and coupling constant ω . Particularly, we will be interested in the case of $\omega = 1$, where $n = 6$ and $n = 22$ correspond to anomaly-free superstring and bosonic string theory, respectively.

A. ^4He abundance in HDGS models

The two body reaction chains of light elements, which include Deuterium (D), Tritium (T) and Helium-3 (^3He) to produce Helium-4 (^4He), are more efficient than four body reactions of neutrons and protons. The first step is producing D from $n + p \rightarrow D + \gamma$. After that D is converted into ^3He and T;



and finally, ^4He is produced from D combining with T and ^3He ;



In order to get precise estimates for abundances of light elements, one should solve non-linear differential equations of the nuclear reaction network. This problem can be studied numerically and the modern methods are based on Wagoner [10] code and its updated version by Kawano [11]. The next step is getting a best fit to a numerical work to see how various abundances depend on η_{10} and other parameters such as number of extra neutrinos etc. Another venue is applying semi-analytical methods; where one of the earliest work was done by Esmailzadeh *et al.* [12] using method of fixed points.

In this work we would like to use, if there exists, the best-fit expressions for certain elements. If there is none in the literature for a certain element, then we will use a semi-analytical approach that is based on a simple assumption, which is the nuclear reaction network obeying in a quasi-equilibrium state. In this state a basically one assumes that “the total flux coming into each corresponding reservoir must be equal to the outgoing flux” [13].

A simple way of estimating of ^4He abundance¹ is the following: multiply the abundance of neutrons by two at the time when the deuterium bottleneck opens up. Here we will refer to the best fit expression for ^4He abundance that includes the case of modified expansion rate [14, 15]:

$$Y_p = 0.2485 \pm 0.0006 + 0.0016((\eta_{10} - 6) + 100(S - 1)), \quad (14)$$

where p stands for the primordial abundance. We will take $\eta_{10} \simeq 6$ [16] from here on. The SBBN value, $S = 1$, becomes $Y_p^{SBBN} = 0.2485 \pm 0.0006$. Using equation (10), for the case of HDGS models that we are interested in, one can get the following expression for ^4He abundance in terms of ω and n as [7]

$$Y_p = 0.2485 \pm 0.0006 + 0.16(-1 + \frac{2}{3}\sqrt{\frac{3\omega n}{3+n}}). \quad (15)$$

In the case of $\omega = 1$, the predicted Y_p values are obtained as $Y_p = 0.2393 \pm 0.0006$ and $Y_p = 0.2618 \pm 0.0006$, for $n = 6$ and $n = 22$, respectively.

From the observational point of view, the ^4He primordial abundance, Y_p is determined from recombination of lines of the H II from blue compact galaxies (BCGs) [17]. The observational results of the ^4He abundances are given by $Y_p = 0.2565 \pm 0.0060$ [18] and $Y_p = 0.2561 \pm 0.0108$ [19].

¹ In general abundance by weight is related to the ratio of number density of a particular element to the number density of all nucleons (including the ones in complex nuclei), $X_A \equiv An_A/n_N$, where A is the mass number of a particular element, e.g. $A = 4$ for Helium.

B. Abundances of other light elements in HDGS models

1. Deuterium abundance

Deuterium is produced by $p + n \rightarrow D + \gamma$ and used in four types of reactions (12), (13). Therefore one would expect to solve either numerically or analytically the equations for this nuclear reaction network and get the expression for deuterium abundance, $X_D \equiv 2n_D/n_N$, where n_D and n_N are the number densities of deuterium and all nucleons, respectively.

In literature, instead of abundances of elements, their abundances relative to hydrogen are given. To see why let us look at how deuterium is determined. The absorbed this primordial element has more space in the wings of the observed quasar absorption-line systems (QAS) [20–24] than the absorbed hydrogen at high redshifts (z) and/or at low metallicity (Z). Also, the observation of the multi-component velocities of these absorbed elements is very significant in order to determine the abundance of deuterium. Therefore the $(\frac{D}{H})_p$ ratio is more meaningful, and often known as interstellar medium measurement for deuterium abundance. This ratio can be expressed in terms of the abundance by weight of the deuterium as

$$y_{Dp} \equiv 10^5(\frac{n_D}{n_H})_p = 10^5(\frac{13}{24}X_{Dp}). \quad (16)$$

The factor, $\frac{13}{24}$ comes from the fact that mass number of deuterium is 2 and hydrogen number density is equal to $\frac{12}{13}$ of all the nucleons in the universe, i.e. 75% by weight.

Let us start with the semi-analytical expression for the abundance of deuterium to calculate (16). Using the quasi-equilibrium condition one can get [13]

$$X_{Dp} \simeq \frac{2R}{\exp(A\eta_{10}) - 1} \simeq 4.87 \times 10^{-5}, \quad (17)$$

where $R \simeq 2 \cdot 10^{-5}$ [13], $\eta_{10} \simeq 6$ and $A \simeq 0.1$. Here the coefficients R and A are related to experimental values of nuclear reaction rates² of deuterium at temperature of order 0.08 MeV . Putting this value in (16) gives $y_{Dp}^{SBBN} = 2.63$.

Let us now use a more precise expression for deuterium abundance [8] based on a numerical best fit:

$$y_{Dp} = 2.60(1 \pm 0.06)(\frac{6}{\eta_{10} - 6(S - 1)})^{1.6}. \quad (18)$$

From this expression one can get the SBBN value of y_{Dp} (for $S = 1$ and $\eta_{10} \simeq 6$) as $y_{Dp}^{SBBN} = 2.60 \pm 0.16$. Comparing this number with the one from semi-analytical method, $y_{Dp}^{SBBN} = 2.63$, we can safely assume a quasi equilibrium condition, if necessary.

² We assume that the nuclear interaction rates are independent of extra dimensions.

By using equation (10), one can express y_{Dp} for HDGS models as,

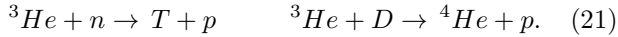
$$y_{Dp} = 2.60(1 \pm 0.06) \left(\frac{6}{\eta_{10} - 6(-1 + \frac{2}{3}\sqrt{\frac{3\omega n}{3+n}})} \right)^{1.6}. \quad (19)$$

Taking $\eta_{10} \simeq 6$, the predicted values of y_{Dp} are obtained as $y_{Dp} = 2.38 \pm 0.16$ and $y_{Dp} = 2.99 \pm 0.16$ for $n = 6$ and $n = 22$, respectively for $\omega = 1$ model.

Finally the observational results are $y_{Dp} = 2.87 \pm 0.22$ [25] and $y_{Dp} = 2.54 \pm 0.05$ [24].

2. Helium-3 abundance

The relevant nuclear reactions that involve ^3He are:



The quantity used in the literature to describe ^3He is

$$y_3 \equiv 10^5 \left(\frac{n_{^3\text{He}}}{n_H} \right) = 10^5 \left(\frac{13}{36} X_{^3\text{He}} \right). \quad (22)$$

Making a quasi-equilibrium approximation for ^3He abundance we can express the ^3He abundance in terms of deuterium abundance after using the experimental values for the ratios of the related nuclear reaction rates [13];

$$X_{^3\text{He}} \simeq \frac{0.2 \cdot X_D + 10^{-5}}{1 + 4 \times 10^3 X_D}. \quad (23)$$

From this equation we can see that ^3He abundance is not as sensitive as deuterium since a change in deuterium abundance would change both parts of the ratio. One can also see this from the weaker dependence of y_3 on η_{10} , compared to y_{Dp} , for SBBN best fit expression [26].

$$y_3 = 3.1(1 \pm 0.03)\eta_{10}^{-0.6}. \quad (24)$$

Therefore ^3He abundance is not a good indicator of a modification of SBBN due to HDGS models.

3. Tritium abundance

Using the quasi-equilibrium condition for tritium, X_T^f [13] is obtained as

$$X_T^f \simeq (0.015 + 3 \cdot 10^2 X_{^3\text{He}}^f) X_D^f. \quad (25)$$

It is clear from this expression that the value of tritium abundance will be as sensitive as deuterium abundance to any modification of the expansion rate. But the magnitude of tritium abundance is two orders of magnitude smaller than both Deuterium and Helium-3. Therefore observationally it is not very feasible but it should be kept in mind that it can be used to test for consistency in the future experiments.

4. Lithium-7 abundance

Finally we would like to investigate the effects of modified expansion rate to lithium abundance. The ^7Li abundance is given by

$$y_{Li p} \equiv 10^{10} \left(\frac{n_{Li}}{n_H} \right)_p. \quad (26)$$

One might think that its smallness would make it irrelevant for observational purposes. But, it can actually be measured in the atmospheres of metal-poor stars in the stellar halo of Milky-way. The puzzling part is that given the η_{10} parameter, which almost fits all the other elements successfully, results into a discrepancy for lithium. The ratio of the expected SBBN value of Lithium-7 abundance to the observed one is between 2.4-4.3 [27]. Therefore it should be interesting to check if this HDGS models offer any solution to the *lithium problem*.

The best fit expression to the numerical BBN data of the $y_{Li p}$ is given in [8] as

$$y_{Li p} = 4.82(1 \pm 0.10) \left(\frac{\eta_{10} - 3(S-1)}{6} \right)^2. \quad (27)$$

Taking $S = 1$ and $\eta_{10} \simeq 6$, the SBBN value of Lithium-7 abundance is found as $y_{Li p}^{SBBN} = 4.82 \pm 0.48$. In terms of ω and n , the modified form of the equation (27) becomes

$$y_{Li p} = 4.82(1 \pm 0.10) \left(\eta_{10} - 3 \left(-1 + \frac{2}{3} \sqrt{\frac{3\omega n}{3+n}} \right) \right)^2. \quad (28)$$

By using the equation (28), the predicted $y_{Li p}$ values are found as $y_{Li p} = 5.10 \pm 0.51$ for $n = 6$ and $y_{Li p} = 4.43 \pm 0.44$ for $n = 22$, for the case of $\omega = 1$.

IV. DISCUSSION

We have shown in this work that one gets a considerable modification to the primordial abundances of light elements in the case of a higher dimensional steady state universe in dilaton gravity. Although there is a huge class of models that one can consider, with two free parameters ω (dilaton coupling constant) and n (number of internal dimensions), we focused on two interesting cases where $\omega = 1$ and $n = 6$, $n = 22$ that corresponds to anomaly-free superstring and bosonic string theory, respectively.

The main idea behind the calculation is modifying the expansion rate during the nucleosynthesis to get different abundances for light elements. One can think the modification as being similar to adding more relativistic particles, such as extra neutrinos, into the standard big bang model. When Hubble parameter gets modified all the nucleosynthesis will get modified as well. The question is the following: Is this modification large enough to observe and if it is then is it compatible with the data?

To answer these questions one should analyze how the nuclear reactions get modified with the modification of

TABLE I: The abundances He-4, Deuterium and Li-7 for different models

Models and Data / Abundances:	Y_p	y_{Dp}	$y_{Li p}$
SBBN model:	0.2485 ± 0.0006	2.60 ± 0.16	4.82 ± 0.48
$n=6$ Dilaton gravity model:	0.2393 ± 0.0006	2.38 ± 0.16	5.10 ± 0.51
$n=22$ Dilaton gravity model:	0.2618 ± 0.0006	2.99 ± 0.16	4.43 ± 0.44
Observational data:	$0.2561 \pm 0.0108[19]$	$2.88 \pm 0.22[25]$	$1.1 - 1.5[28]$
	$0.2565 \pm 0.0060[18]$	$2.54 \pm 0.05[24]$	$1.23^{+0.68}_{-0.32}[29]$

the expansion rate. It is well-known that the complete analysis of the nuclear reactions governing the primordial abundances of light elements can be done using numerical methods. We used the results of the previous works, where we can, which were obtained by getting best fit expressions to numerical data related to the abundances of these elements. And if there are no known best-fit expressions in the literature we proceeded our analysis based on semi-analytical methods.

The primordial abundance of Helium-4 was already studied in the context of these models. It was pointed out that $n = 22$ case is more compatible with the Helium-4 data compared to the standard big bang scenario. We made a more extensive analysis of other light elements and checked the compatibility of this model with astrophysical observables. The results are summarized in TABLE I.

One can clearly see from the TABLE I that $\omega = 1$ and $n = 6$ dilaton gravity model is incompatible with

Helium-4 data and is incompatible with Deuterium as well. Helium-4 data favoured the case of $\omega = 1$ and $n = 22$ compared to SBBN, as was noted. In the case of deuterium earlier measurements favour (with almost being inside the error bars) dilaton gravity model whereas the more recent measurements rule them out and point towards SBBN. Therefore it is fair to say that one needs more observations and data analysis to see which model is favoured.

We also showed that Helium-3 and Tritium abundances are not very convenient to see a modification of the standard model, in the context of the dilaton gravity model considered here. And for the case of Lithium-7 one gets almost a ten percent decrease for the expected abundance, compared to SBBN, but it still is far from explaining the observed abundance. So, these models do not offer a solution to the *lithium problem*, therefore the existence of this problem still preserves its place in the literature and leaves an open window to new physics.

Acknowledgments

We would like to thank Özgür Akarsu, Ali Kaya and Subir Sarkar for helpful discussions. This work was sup-

ported by TÜBİTAK-1001 Grant No.112T817.

-
- | | |
|--|---|
| <p>[1] For a review, see e.g., A. Linde, Lect.Notes Phys. 738, 1-54 (2008).</p> <p>[2] P. J. E. Peebles and B. Ratra, Rev.Mod.Phys. 75, 559-606 (2003).</p> <p>[3] S. Perlmutter <i>et al.</i>, Astrophys. J. 517, 565-586 (1999).</p> <p>[4] R. Durrer and R. Maartens, (Dark Energy: Observational and Theoretical Approaches) ed. P Ruiz-Lapuente (Cambridge UP), 48-91 (2010).</p> <p>[5] L. Randall and R. Sundrum, Phys.Rev.Lett. 83, 3370-3373 (1999).</p> <p>[6] P. Ade et al.(Planck Collaboration)(2013), arXiv:1303.5076.</p> <p>[7] O. Akarsu and T. Dereli, JCAP 02, 050 (2013).</p> <p>[8] G. Steigman, Advances in High Energy Physics 268321, (2012).</p> <p>[9] V. Simha and G. Steigman, JCAP 0806, 016 (2008).</p> <p>[10] R.V. Wagoner, W.A. Fowler and F. Hoyle, Astrophys. J. 148, 3 (1967).</p> | <p>[11] M.S. Smith, L.H. Kawano and R.A. Malaney, Astrophys. J. Suppl. 85, 219 (1993).</p> <p>[12] R. Esmailzadeh, G. D. Starkman and S. Dimopoulos, Astrophys. J. 378, 504 (1991).</p> <p>[13] For a review, see e.g., V. Mukhanov, <i>The Physical Foundation of Cosmology</i>, (Cambridge University Press, 2005).</p> <p>[14] J. P. Kneller and G. Steigman, New J. Phys. 6, 117 (2004).</p> <p>[15] G. Steigman, Ann.Rev.Nucl.Part.Sci. 57, 463-491 (2007).</p> <p>[16] E. Komatsu <i>et al.</i> (WMAP Collaboration), Astrophys. J. Suppl. 192, 18 (2011).</p> <p>[17] B.E.J. Pagel <i>et al.</i>, Mon. Not. R. Astr. Soc. 255, 325 (1992).</p> <p>[18] Y. I. Izotov and T. X. Thuan, Astrophys. J. 710, L67-L71 (2010).</p> <p>[19] E. Aver, K. A. Olive and E.D. Skillman, Cosmol. Astropart. Phys. 05, 003 (2010).</p> |
|--|---|

- [20] D. Kirkman, D. Tytler, N. Suzuki, J. M. O' Meara, and D. Lubin, *Astrophys. J. Suppl.* **149**, 1-28 (2003).
- [21] J. M. O' Meara, S. Burles, J. X. Prochaska, G. E. Prochter, R. A. Bernstein, and K. M. Burgess, *Astrophys. J. Lett.* **649**, L61-L65, (2006).
- [22] M. Pettini, B. J. Zych, M. T. Murphy, A. Lewis, and C. C. Steidel, *MNRAS* **391**, 1499-1510 (2008).
- [23] M. Fumagalli, J. M. O' Meara, and J. X. Prochaska, *Science*, 334:1245 (2011).
- [24] M. Pettini and R. Cooke, (2012), [arXiv:1205.3785v2\[astro-ph.CO\]](https://arxiv.org/abs/1205.3785v2).
- [25] F. Iocco, G. Mangano, G. Miele, O. Pisanti and P. D. Serpico *Phys.Rept.*, **472**, 1-76 (2009).
- [26] G. Steigman, *Int.J.Mod.Phys.* **E15**, 1-36 (2006).
- [27] B. D. Fields, *Annual Review of Nuclear and Particle Science* **61**, 47-68 (2011).
- [28] M. Asplund *et al.*, *Astrophys. J.* **644**, 229 (2006).
- [29] S. G. Ryan *et al.*, *Astrophys. J. Lett.* **530**, L57 (2000).