

Asteroseismic fundamental properties of solar-type stars observed by the NASA *Kepler* Mission

W. J. Chaplin^{1,2}, S. Basu³, D. Huber^{4,5}, A. Serenelli⁶, L. Casagrande⁷, V. Silva Aguirre²,
W. H. Ball^{8,9}, O. L. Creevey^{10,11}, L. Gizon^{9,8}, R. Handberg^{1,2}, C. Karoff², R. Lutz^{8,9},
J. P. Marques^{8,9}, A. Miglio^{1,2}, D. Stello^{12,2}, M. D. Suran¹³, D. Pricopi¹³, T. S. Metcalfe^{14,2},
M. J. P. F. G. Monteiro¹⁵, J. Molenda-Żakowicz¹⁶, T. Appourchaux¹¹,
J. Christensen-Dalsgaard², Y. Elsworth^{1,2}, R. A. García¹⁷, G. Houdek², H. Kjeldsen²,
A. Bonanno¹⁸, T. L. Campante^{1,2}, E. Corsaro^{19,18}, P. Gaulme²⁰, S. Hekker^{21,9},
S. Mathur^{14,22}, B. Mosser²³, C. Régulo^{24,25}, D. Salabert²⁶

¹School of Physics and Astronomy, University of Birmingham, Edgbaston, Birmingham, B15 2TT, UK

²Stellar Astrophysics Centre (SAC), Department of Physics and Astronomy, Aarhus University, Ny Munkegade 120, DK-8000 Aarhus C, Denmark

³Department of Physics and Astronomy, Yale University, P.O. Box 208101, New Haven, CT, 06520, USA

⁴NASA Ames Research Center, MS 244-30, Moffett Field, CA 94035, USA

⁵NASA Postdoctoral Program Fellow

⁶Instituto de Ciències del Espacio (CSIC-IEEC), Facultat de Ciències, Campus UAB, E-08193 Bellaterra, Spain

⁷Research School of Astronomy and Astrophysics, Mount Stromlo Observatory, The Australian National University, ACT 2611, Australia

⁸Institut für Astrophysik, Georg-August-Universität Göttingen, D-37077 Göttingen, Germany

⁹Max-Planck-Institut für Sonnensystemforschung, 37191 Katlenburg-Lindau, Germany

¹⁰Université de Nice Sophia-Antipolis, Laboratoire Lagrange, UMR 7293, CNRS, Observatoire de la Côte d’Azur, Nice, France

¹¹Institut d’Astrophysique Spatiale, Université Paris XI – CNRS (UMR8617), Batiment 121, 91405 Orsay Cedex, France

¹²Sydney Institute for Astronomy, School of Physics, University of Sydney, Sydney, Australia

¹³Astronomical Institute of the Romanian Academy, Str. Cutitul de Argint, 5, RO 40557, Bucharest, Romania

¹⁴Space Science Institute, 4750 Walnut Street Suite 205, Boulder CO 80301, USA

¹⁵Centro de Astrofísica, Universidade do Porto, Rua das Estrelas, 4150-762, Portugal

¹⁶Astronomical Institute, University of Wrocław, ul. Kopernika, 11, 51-622 Wrocław, Poland

¹⁷Laboratoire AIM, CEA/DSM – CNRS – Université Paris Diderot – IRFU/SAp, 91191 Gif-sur-Yvette Cedex, France

¹⁸INAF – Astrophysical Observatory of Catania, Via S. Sofia 78, I-95123 Catania, Italy

¹⁹Instituut voor Sterrenkunde, KU Leuven, Celestijnenlaan 200D, B-3001 Leuven, Belgium

²⁰Department of Astronomy, New Mexico State University, P.O. Box 30001, MSC 4500, Las Cruces, NM 88003-8001, USA

²¹Astronomical Institute “Anton Pannekoek”, University of Amsterdam, Science Park 904, 1098 XH Amsterdam, The Netherlands

²²High Altitude Observatory, NCAR, P.O. Box 3000, Boulder, CO 80307, USA

²³LESIA, CNRS, Université Pierre et Marie Curie, Université Denis Diderot, Observatoire de Paris, F-92195 Meudon cedex, France

ABSTRACT

We use asteroseismic data obtained by the NASA *Kepler* Mission to estimate the fundamental properties of more than 500 main-sequence and sub-giant stars. Data obtained during the first 10 months of *Kepler* science operations were used for this work, when these solar-type targets were observed for one month each in a survey mode. Stellar properties have been estimated using two global asteroseismic parameters and complementary photometric and spectroscopic data. Homogeneous sets of effective temperatures, T_{eff} , were available for the entire ensemble from complementary photometry; spectroscopic estimates of T_{eff} and $[\text{Fe}/\text{H}]$ were available from a homogeneous analysis of ground-based data on a subset of 87 stars.

We adopt a grid-based analysis, coupling six pipeline codes to eleven stellar evolutionary grids. Through use of these different grid-pipeline combinations we allow implicitly for the impact on the results of stellar model dependencies from commonly used grids, and differences in adopted pipeline methodologies. By using just two global parameters as the seismic inputs we are able to perform a homogenous analysis of all solar-type stars in the asteroseismic cohort, including many targets for which it would not be possible to provide robust estimates of individual oscillation frequencies (due to a combination of low S/N and short dataset lengths). The median final quoted uncertainties from consolidation of the grid-based analyses are for the full ensemble (spectroscopic subset) approximately 10.8 % (5.4 %) in mass, 4.4 % (2.2 %) in radius, 0.017 dex (0.010 dex) in $\log g$, and 4.3 % (2.8 %) in mean density. Around 36 % (57 %) of the stars have final age uncertainties smaller than 1 Gyr. These ages will be useful for ensemble studies, but should be treated carefully on a star-by-star basis.

Future analyses using individual oscillation frequencies will offer significant improvements on up to 150 stars, in particular for estimates of the ages, where having the individual frequency data is most important.

Subject headings: asteroseismology — stars: methods: data analysis — stars: fundamental parameters — stars: interiors

²⁴Instituto de Astrofísica de Canarias, 38200 La Laguna, Tenerife, Spain

²⁵Departamento de Astrofísica, Universidad de La Laguna, 38206 La Laguna, Tenerife, Spain

²⁶Laboratoire Lagrange, UMR7293, Université de Nice Sophia-Antipolis, CNRS, Observatoire de la Côte d’Azur, Bd. de l’Observatoire, 06304 Nice, France

1. Introduction

Recent advances in observational asteroseismology are making it possible to estimate accurate and precise fundamental properties of a growing number of solar-type stars. These advances have come in large part from new satellite observations, for example from the French-led CoRoT satellite (e.g., Michel et al. 2008; Appourchaux et al. 2008; Michel & Baglin 2012), and in particular the NASA *Kepler* Mission (Chaplin et al. 2010; Gilliland et al. 2010a).

During the first 10 months of science operations more than 2000 solar-type stars were selected by the *Kepler* Asteroseismic Science Consortium (KASC) to be observed as part of an asteroseismic survey of the Sun-like population in the *Kepler* field of view. Solar-like oscillations were detected by *Kepler* in more than 500 stars (Chaplin et al. 2011), and from these data robust global or average asteroseismic parameters were determined for all targets in the sample. These asteroseismic parameters allow us to estimate fundamental properties of the stars. In this paper we present stellar properties—namely masses, radii, surface gravities, mean densities and ages—of this asteroseismic sample of main-sequence and subgiant stars.

The most precise asteroseismically derived stellar properties are obtained when the frequencies of individual modes of oscillation are modeled (see e.g., Metcalfe et al. 2010, 2012; Silva Aguirre et al. 2013). Recent noteworthy examples have included several solar-type exoplanet host stars observed by *Kepler* (e.g., see Batalha et al. 2011, Howell et al. 2012, Carter et al. 2012, Gilliland et al. 2013, Chaplin et al. 2013). When the signal-to-noise ratios (S/N) in the asteroseismic data are too low to allow robust fitting of individual mode frequencies, or the frequency resolution is insufficient to resolve clearly the mode structure, it is nevertheless still possible to extract average or global asteroseismic parameters. The main parameters are the average large frequency separation, $\Delta\nu$, and the frequency of maximum oscillations power, ν_{\max} . Automated analysis codes developed for application to *Kepler* data (e.g., see Chaplin et al. 2008, Stello et al. 2009) have enabled efficient extraction of these parameters on large numbers of stars, even at quite low S/N levels.

Here, the use of global asteroseismic parameters has allowed us to determine the properties of over 500 stars, rather than the properties of just the smaller cohort of around 150 stars observed continuously over long periods by *Kepler* for which robust frequencies may be determined. Detailed studies of several *Kepler* targets have shown that results obtained using only global parameters provide a good match (within their uncertainties) to those given by analysis of individual frequencies (e.g., see exoplanet host-star references above; also Mathur et al. 2012, Metcalfe et al. 2012, Doğan et al. 2013, Silva Aguirre et al. 2013), although fractional uncertainties in the estimated properties are usually inferior (most notably the

uncertainties in the estimated ages).

We use a grid-based method to determine stellar properties, but with the powerful diagnostic information contained in the seismic parameters also brought to bear. This is the classic approach of matching the observations to well-sampled grids of stellar evolutionary models (tracks, or isochrones). It is not uncommon in the stellar literature for grid-based estimates of stellar properties to be presented from analyses that involve one pipeline code coupled to only one grid of models (with a given input physics). We adopt the grid-based analysis, but here we couple six pipeline codes to eleven stellar evolutionary grids. By using a range of grid-pipeline combinations—comprising a selection of widely used stellar evolutionary models, covering a range of commonly adopted input physics—we allow implicitly in our final estimates for the impact of stellar model dependencies from commonly used grids and physics, and also differences in adopted analysis pipeline methodologies.

2. Determination of stellar properties using global asteroseismic parameters

2.1. Global asteroseismic parameters

Cool subgiants and low-mass, main-sequence stars show rich spectra of solar-like oscillations, small-amplitude pulsations that are excited and damped intrinsically by convection in the outer parts of the star. The most prominent oscillations are acoustic (pressure, or p) modes of high radial order, n . The observed power in the oscillations is modulated in frequency by an envelope that typically has an approximately Gaussian shape (as can be seen in Figure 1). The frequency of maximum oscillations power, ν_{\max} , has been shown to scale to good approximation as $gT_{\text{eff}}^{-1/2}$ (Brown et al. 1991, Kjeldsen & Bedding 1995, Chaplin et al. 2008, Belkacem et al. 2011), where g is the surface gravity and T_{eff} is the effective temperature of the star. The radial order at ν_{\max} ranges from $n \simeq 15$ to 19 in sub-giants, and $n \simeq 17$ to 25 in main-sequence stars. The transition from the main-sequence to the sub-giant phase occurs at approximately $\nu_{\max} = 2000 \mu\text{Hz}$ in stars of solar mass and composition; this frequency decreases to approximately $800 \mu\text{Hz}$ at $M \simeq 1.5M_{\odot}$.

The most obvious frequency spacings in the spectrum are the large frequency separations, $\Delta\nu$, between consecutive overtones n of the same spherical angular degree, l . The average large separation scales to very good approximation as $\rho^{1/2}$, $\rho \propto M/R^3$ being the mean density of a star having mass M and surface radius R (e.g. see Tassoul 1980, Ulrich 1986, Christensen-Dalsgaard 1993).

2.2. Principles of stellar properties estimation

As mentioned earlier, we use grid-based methods to determine the stellar properties, but unlike earlier works we use seismic observables—here, the global parameters $\Delta\nu$ and ν_{\max} —together with non-seismic inputs—here, complementary estimates of T_{eff} and the metallicity $[\text{Fe}/\text{H}]$ —to determine stellar properties.

The information encoded in $\Delta\nu$ may be employed in one of two ways. One may compute theoretical oscillation frequencies of each model in the grid, and from those frequencies calculate a suitable average $\Delta\nu$ for comparison with the observations, e.g., from $l = 0$ (radial-mode) frequencies spanning the same orders n as those detected in the data. Alternatively, one may circumvent the need to compute individual oscillation frequencies of every model and instead use the dependence of $\Delta\nu$ on the mean stellar density (Section 2.1) as a scaling relation normalized by solar properties and parameters, i.e.,

$$\frac{\Delta\nu}{\Delta\nu_{\odot}} \simeq \sqrt{\frac{M/M_{\odot}}{(R/R_{\odot})^3}}. \quad (1)$$

The fundamental properties of the models (i.e., R and M) are thence used as inputs to Equation 1 to calculate model-values of $\Delta\nu$, against which differences with the observations may be computed. Comparison of predictions of Equation 1 with predictions of $\Delta\nu$ from model-calculated eigenfrequencies reveal small but systematic offsets for solar-type stars, which can be as large as $\simeq 2\%$ (e.g., see Ulrich 1986, White et al. 2011). When plotted as a function of T_{eff} , these differences manifest as a “boomerang” shaped trend (cf. Figures 5 and 6 of White et al. 2011). The median uncertainty in $\Delta\nu$ in our sample is 2.1%. As we shall see later, this effect is clearly detectable in our results.

One phenomenon that none of the above allows for is the impact of poor modelling of the near-surface layers of stars. In the case of the Sun, this has all been shown to lead to a frequency dependent offset between observed p-mode frequencies and the model-predicted p-mode frequencies (e.g., see Christensen-Dalsgaard & Gough 1984; Dziembowski et al. 1988; Christensen-Dalsgaard et al. 1997; Kjeldsen et al. 2008; Chaplin & Miglio 2013, and references therein), with the model frequencies being on average too high by a few μHz . This offset, which is sometimes called the “surface term”, is larger in modes at higher frequencies. The average large frequency separation will also be affected by the surface term, by an amount that depends on the gradient of the frequency offset with radial order, n . In the case of the Sun, the model-predicted $\Delta\nu$ is about 0.75% higher than the observed $\Delta\nu$. The impact on grid-search results for the Sun is relatively small, about 0.3% in the inferred radius, and not a cause for concern given the level of the uncertainties in the global asteroseismic parameters used here (e.g., see Basu et al. 2010). Offsets for other solar-type

stars would have to be substantially larger than the solar offsets to give significant bias in our results. However, we still await definitive results on the surface-term offsets, although existing studies suggest that offsets may be Sun-like in size when stars have close-to-solar surface properties (e.g., Kjeldsen et al. 2008, Mathur et al. 2012; Gruberbauer et al. 2013).

Information encoded in ν_{\max} is currently employed only in scaling-relation form, i.e., with reference to Section 2.1 we have:

$$\frac{\nu_{\max}}{\nu_{\max,\odot}} \simeq \frac{M/M_{\odot}}{(R/R_{\odot})^2 \sqrt{(T_{\text{eff}}/T_{\text{eff},\odot})}}, \quad (2)$$

so that again it is the properties of the models (R , M , T_{eff}) that yield model-values of ν_{\max} , against which the observations are compared.

The form of the above equations of course indicates that we do not necessarily need to employ a grid of stellar evolutionary models: if $\Delta\nu$, ν_{\max} and T_{eff} are known for a star, Equations 1 and 2 may be used directly to infer the stellar radius, mass, density and surface gravity (though not the age). This so-called “direct method” gives uncertainties that are larger than those given by the grid-based approach because the scaling relations are not constrained by the equations governing stellar structure and evolution, i.e., at a given mass and radius any value of T_{eff} is possible. However, we know from stellar evolution theory that only a narrow range of T_{eff} is allowed (and moreover, the effective temperature also depends on the chemical composition). Employing a grid of stellar models hence gives smaller uncertainties.

A good deal of effort has recently been devoted to testing the accuracy of the scaling relations and asteroseismically inferred properties, using results on stars where it is possible to independently estimate the properties to a verifiable (high) level of accuracy (e.g., stars in binaries). For a comprehensive review, see Chaplin & Miglio (2013) and references therein. Examples include comparisons with properties estimated using eclipsing binaries, stellar parallaxes, long baseline interferometry, and members of open clusters (e.g., Stello et al. 2008; Bedding 2011; Brogaard et al. 2012; Miglio 2012; Miglio et al. 2012; Huber et al. 2012; Silva Aguirre et al. 2012). Good agreement has been found for main-sequence stars and sub-giants, with no evidence for systematic deviations found at the level of the observational uncertainties, i.e., upper limits of around 4% in radius and 10% in mass. But further tests are needed, in particular tests of the estimated masses.

Mosser et al. (2013) have also recently advocated modifying the observed average $\Delta\nu$, for use with the scaling relations, to the value expected in the high-frequency asymptotic limit. We test the impact of their suggested modifications in Section 5.

Most grid-based methods determine the characteristics of stars by finding the maximum

of the likelihood function of a set of input parameters, $\{\nu_{\max}, \Delta\nu, T_{\text{eff}}, [\text{Fe}/\text{H}]\}$, calculated with respect to a grid of stellar evolutionary models. The details of how this is achieved varies, depending on the pipeline used. In this work we use six different pipelines that search within eleven stellar evolutionary grids. Some pipelines used model-calculated eigenfrequencies to estimate the model $\Delta\nu$, while a majority used the $\Delta\nu$ scaling relation. All pipelines used the ν_{\max} scaling relation. The listed stellar properties that we present later come from one of the pipelines that used model-calculated eigenfrequencies. The pipelines used are described further in Section 4. Characteristics and systematic biases involved with grid-based analyses have been investigated in detail by Gai et al. (2011), Basu et al. (2012), Bazot et al. (2012) and Gruberbauer et al. (2012). Systematics related to estimation of $\log g$ have recently been explored by Creevey et al. (2013).

3. Input seismic and non-seismic data

We used asteroseismic data on solar-type stars observed by *Kepler* during the first ten months of science operations. About 2000 stars, down to *Kepler* apparent magnitude $K_p \simeq 12.5$, were selected as potential solar-type targets based upon complementary data from the *Kepler* Input Catalog (KIC; Brown et al. 2011). Each target was observed continuously for one month at a short cadence of 58.85 sec (Gilliland et al. 2010b, Jenkins et al. 2010). Timeseries were prepared for asteroseismic analysis in the manner described by García et al. (2011). Different teams attempted to detect, and then extract the basic properties of, the solar-like oscillations using automated analysis pipelines developed and extensively tested (e.g., see Bonanno et al. 2008; Huber et al. 2009; Mosser & Appourchaux 2009; Roxburgh 2009; Campante et al. 2010a; Hekker et al. 2010; Mathur et al. 2010) for application to the large ensemble of targets observed by *Kepler*. The basic results of this survey were presented in Chaplin et al. (2011) and Verner et al. (2011).

Figure 1 shows examples of the oscillation spectra of two stars from the survey. The top panel is a high S/N case, where the individual modes are easily distinguishable in the spectrum. The blue line shows the envelope of power given by the oscillations (from heavily smoothing the power spectrum, and here multiplied by a factor of five to show the envelope more clearly). In this case it is trivial to extract the average large separation, $\Delta\nu$, and the frequency of maximum oscillations power, ν_{\max} . The bottom panel presents a much harder, low-S/N case. Here, the S/N is much reduced because the star is over two magnitudes fainter than the target in the top panel. Whilst it is still possible to extract a robust estimate of $\Delta\nu$, beating of the oscillation signal with the background means that: first, it would be much harder to extract precise estimates of the individual mode frequencies; but also, second, and

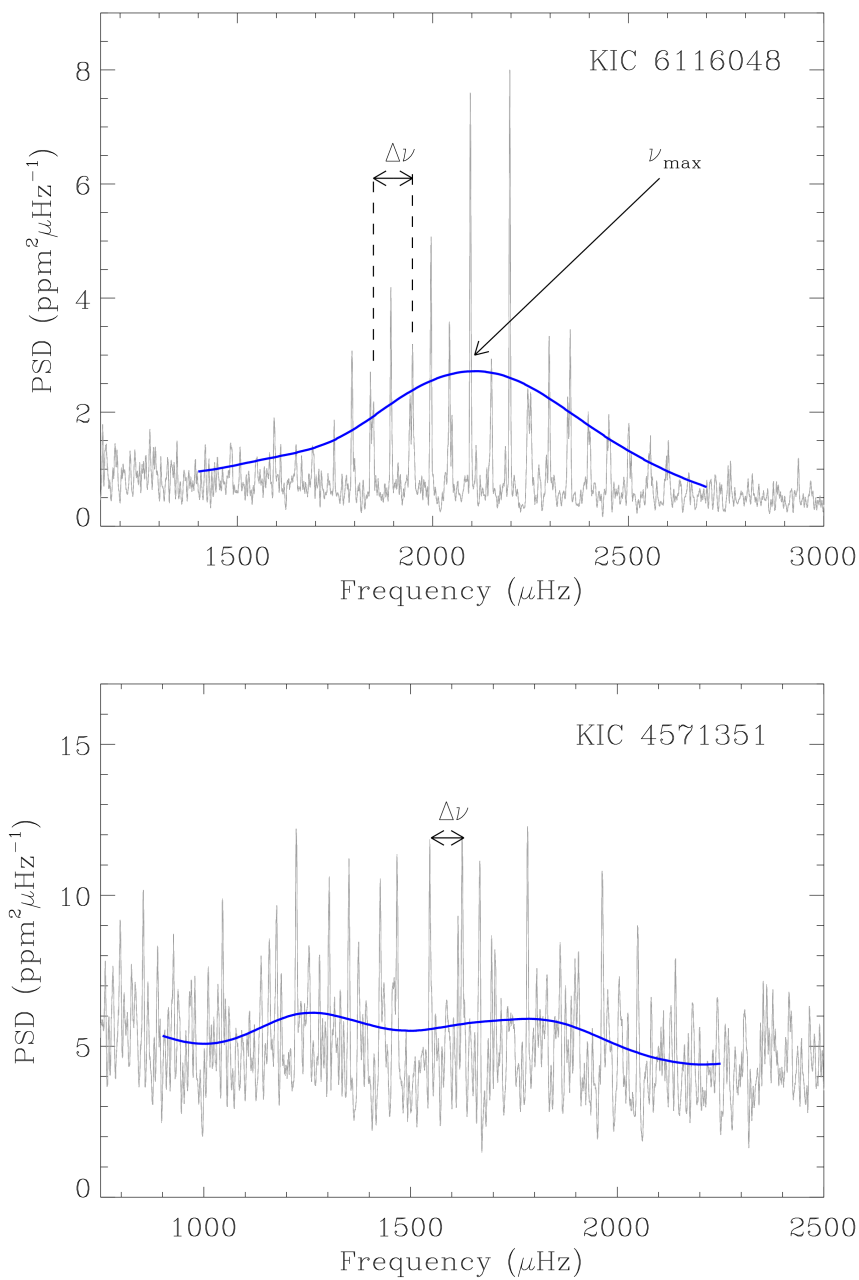


Fig. 1.— Top panel: Frequency power spectrum of KIC 6116048, computed from one month of *Kepler* data. The blue line shows the envelope of power given by the oscillations, from heavily smoothing the power spectrum (and here multiplied by a factor of five to show the envelope more clearly). Bottom panel: Frequency power spectrum of the much fainter KIC 4571351. The higher levels of shot noise compared to KIC 6116048 lead to much lower levels of S/N in the oscillations spectrum, making it difficult to extract a robust estimate of ν_{\max} .

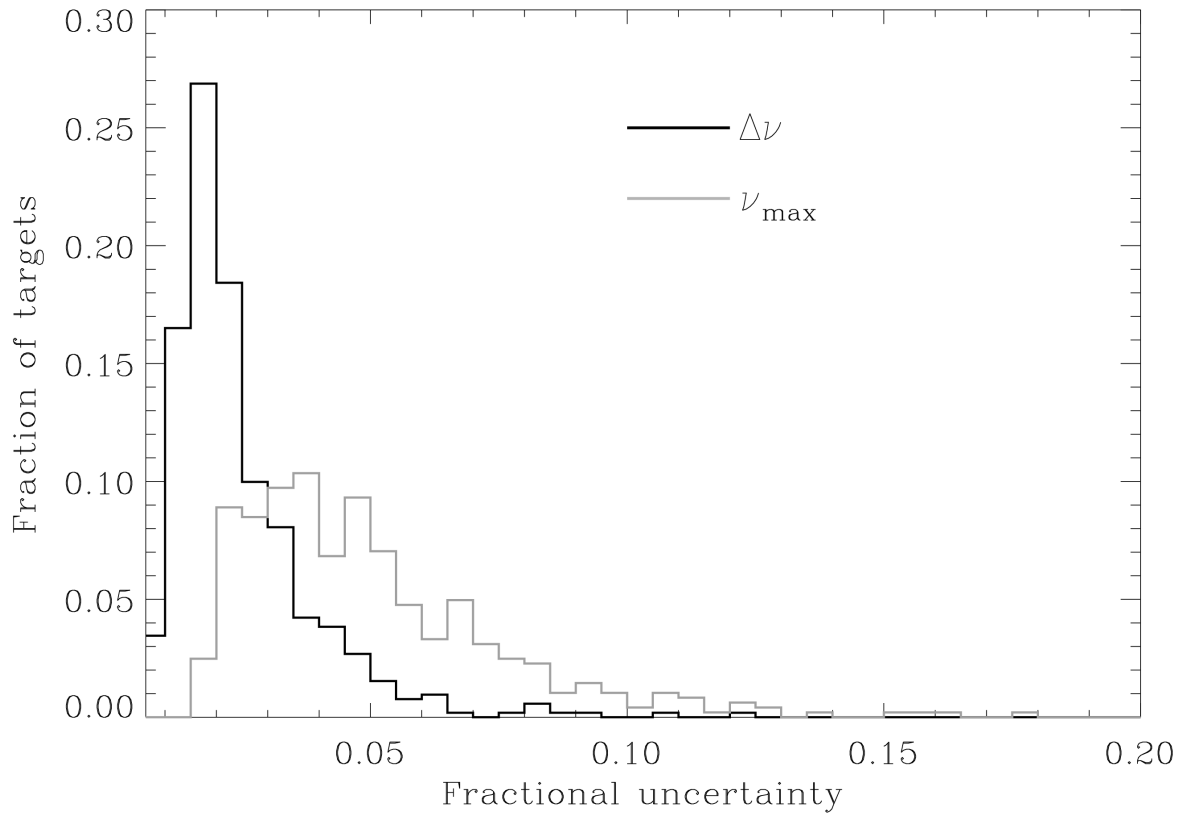


Fig. 2.— Histograms of fractional uncertainties for the global asteroseismic input parameters $\Delta\nu$ and ν_{\max} (see figure legend).

of direct relevance to this paper, it is no longer possible to extract a well-defined estimate of ν_{\max} . This was also the case for another 36 stars in the full cohort. Their properties, and the properties of the star in the bottom panel of Figure 1, were therefore derived with only $\Delta\nu$ used as seismic input.

We used estimates of $\Delta\nu$ and ν_{\max} returned by five teams. Full details of the pipelines may be found in Verner et al. (2011), including a discussion of the excellent level of agreement found between the results delivered by the different codes. The final parameters selected for use by the grid-search pipelines were those returned by the code described in Huber et al. (2009). Its results had the smallest average deviation from the median values in a global comparison made over all the stars. Final median fractional uncertainties were 2.1 % in $\Delta\nu$ and 4.6 % in ν_{\max} . The distribution of fractional uncertainties in the two seismic quantities can be seen in Figure 2.

A homogeneous set of effective temperatures, T_{eff} , was estimated for the entire ensemble using available complementary photometry. One set of temperatures was derived by using an Infra-Red Flux Method (IRFM) calibration (Casagrande et al. 2010; see also Silva Aguirre et al. 2012). This made use of multi-band JHK photometry from the Two Micron All Sky Survey (2MASS; Skrutskie et al. 2006), photometry in the SDSS $griz$ bands available in the KIC, and reddening estimates from Drimmel et al. (2003). A second set of temperatures were those derived by Pinsonneault et al. (2012), who performed a recalibration of the KIC photometry in the SDSS $griz$ filters, using YREC models. The complementary photometry that was available to us did not allow strong constraints to be placed on the metallicity of all the targets. When using the photometric T_{eff} in the grid searches we therefore adopted an $[\text{Fe}/\text{H}]$ corresponding to an average value for the field of -0.2 ± 0.3 dex (e.g. see Silva Aguirre et al. 2011). It is worth adding that for the IRFM, the dependence of the temperatures on $[\text{Fe}/\text{H}]$ is rather weak. For the SDSS calibration, a change of $\delta[\text{Fe}/\text{H}] \simeq 0.4$ is needed to change the temperatures at approximately the 1σ level (see Table 3 of Pinsonneault et al. 2012).

The top panel of Figure 3 shows the positions of the full cohort of stars on an HR diagram. The temperatures are from the IRFM set, and the luminosities were calculated using the asteroseismically estimated stellar radii presented later in the paper.

Homogeneous sets of spectroscopic T_{eff} and $[\text{Fe}/\text{H}]$ were available on a subset of 87 stars, from the data reductions performed by Bruntt et al. (2012) on high-resolution spectra obtained with the ESPaDOnS spectrograph at the 3.6-m Canada-France-Hawaii Telescope (CFHT), and with the NARVAL spectrograph mounted on the 2-m Bernard Lyot Telescope at the Pic-du-Midi Observatory in France. To account for systematic differences between spectroscopic methods, we followed the procedure suggested by Torres et al. (2012) and

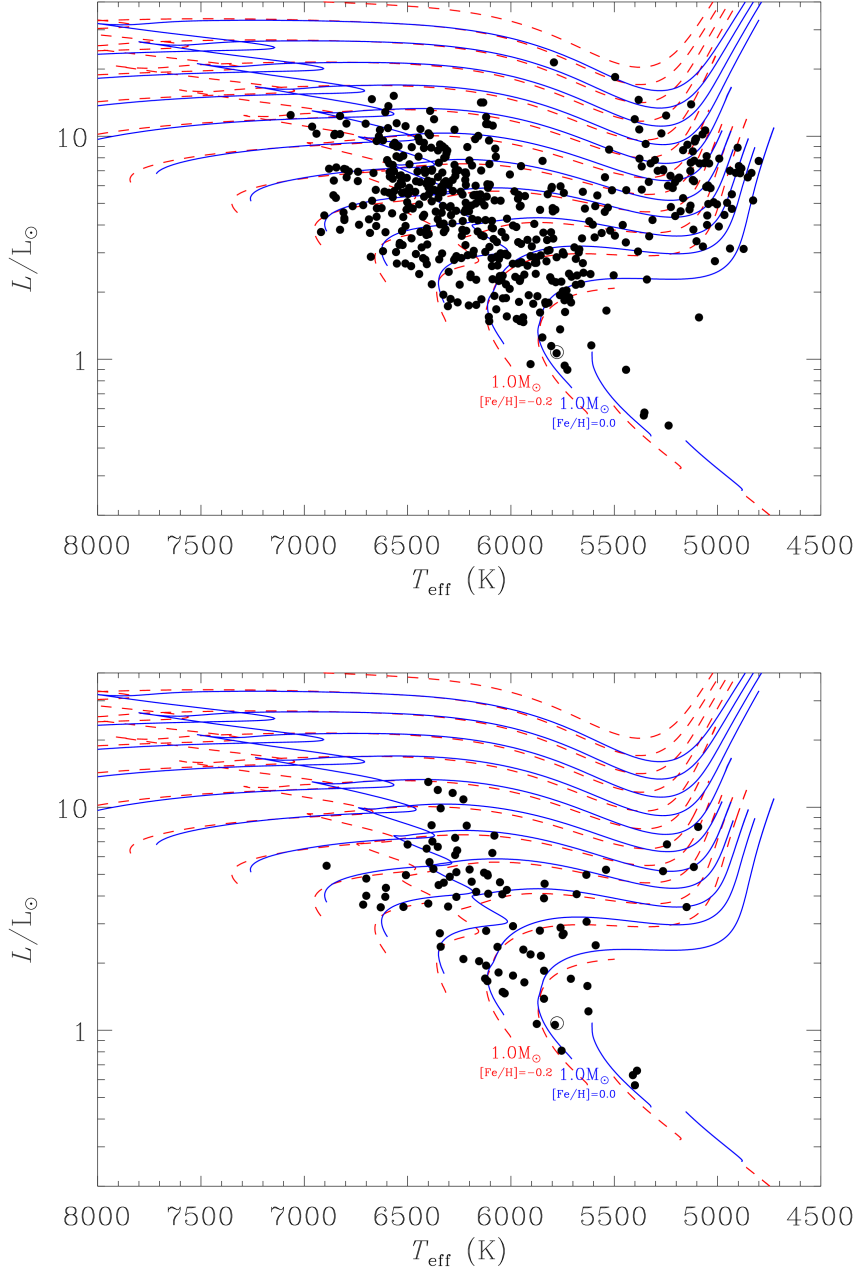


Fig. 3.— Top panel: HR diagram of the full cohort of stars. Temperatures are from the IRFM set; luminosities were calculated using the asteroseismically estimated stellar radii presented later in the paper, in Table 5. Bottom panel: HR diagram of the smaller cohort with spectroscopic T_{eff} and $[Fe/H]$; luminosities were estimated using the radii presented in Table 6. The evolutionary tracks in both panels were computed at $0.1 M_{\odot}$ intervals with the YREC code. Tracks in blue (solid lines) are for solar composition, those in red (dashed lines) for $[Fe/H] = -0.2$. The models are not “solar calibrated” models and hence the $1 M_{\odot}$ tracks need not pass through the exact location of the Sun.

added in quadrature 59 K to all T_{eff} uncertainties and 0.062 dex to all [Fe/H] uncertainties given by Bruntt et al. (2012). The distribution of this smaller sample of stars is plotted in HR form in the bottom panel of Figure 3.

All grid-modelling pipelines mentioned below were required to determine stellar properties using $\{\Delta\nu, \nu_{\text{max}}, T_{\text{eff}}, [\text{Fe}/\text{H}]\}$ as inputs. These seismic and non-seismic input parameters for the grid modelling are listed in Tables 1 and 2. As noted above, for stars where ν_{max} was uncertain, only $\{\Delta\nu, T_{\text{eff}}, [\text{Fe}/\text{H}]\}$ were used. All pipelines were asked to use $\Delta\nu_{\odot} = 135.1 \mu\text{Hz}$ and $\nu_{\text{max},\odot} = 3090 \mu\text{Hz}$, which are the reference values for the Huber et al. (2009) pipeline derived from the analysis of VIRGO/SoHo Sun-as-a-star data (Huber et al. 2011). The uncertainties in $\Delta\nu_{\odot}$ ($0.1 \mu\text{Hz}$) and $\nu_{\text{max},\odot}$ ($30 \mu\text{Hz}$) were accounted for by increasing the uncertainties in $\Delta\nu$ and ν_{max} by simple error propagation.

4. Grid-based pipelines: details

We used six different grid-based pipelines to determine stellar properties:

1. Yale-Birmingham (YB) (Basu et al. 2010, 2012, Gai et al. 2011);
2. Bellaterra Stellar Properties Pipeline (BeSPP) (Serenelli et al. 2013 in preparation);
3. RadEx10 (Creevey et al. 2013);
4. RADIUS (Stello et al. 2009);
5. SEEK (Quirion et al. 2010); and
6. Göttingen (GOE) (Ball et al. in preparation, details below).

Further details of how most of the pipelines work are available in the literature. Here, we provide brief outlines.

The YB pipeline is based on finding the maximum likelihood of the set of input parameter data calculated with respect to the grid of models. For a given observational (central) input parameter set, the first key step in the method is to generate 10,000 input parameter sets by adding different random realizations of Gaussian noise, commensurate with the observational uncertainties, to the actual (central) observational input parameter set. The distribution of any property, say radius, is then obtained from the central parameter set and the 10,000 perturbed parameter sets, which form the distribution function. The final estimate of the property is the median of this distribution. The 1σ limits from the median

are adopted as measures of the uncertainties. The BeSPP and RadEx10 pipelines both employ the same principles as the YB pipeline. They differ in some minor details, and also in whether the mean or the median of the distribution function is used as the adopted value of the property. We have verified that this choice does not have a significant impact on the results presented in this paper.

RADIUS follows a slightly different approach. It finds all models whose parameters lie within 3σ of the observations. Properties are estimated from the properties of the most likely model, with the 1σ uncertainties estimated as one-sixth of the maximum range of the selected models.

SEEK compares an observed star with every model of the grid and makes a probabilistic assessment of the stellar properties with the help of Bayesian statistics. Each stellar model in the grid is assigned a posterior probability that is the product of a Gaussian likelihood for each observable and an appropriate prior for the desired parameters. The probabilities are normalized so that the sum over all the stellar models is unity. For a given property, the probabilities are then summed in a suitable range of bins. In effect, one constructs a histogram of the desired property where each stellar model is weighted by its posterior probability. By associating the center of each bin with its height, a probability density function (PDF) is created from which the final values of the properties are derived. The priors used are flat for age, metallicity, initial helium ratio, and mixing length parameter. The only non-flat prior is that of the initial mass function. SEEK used ν_{\max} only to select models, but does not use this parameter to obtain the final result.

The GOE pipeline is an independent implementation of the SEEK method. While the Bayesian method defined by the SEEK algorithm allows for the inclusion of different types of prior information, the Göttingen implementation only includes priors that correct for the non-uniform distribution of models in metallicity and age. To correct the age distribution, each model is weighted by the time-step of that model, so that models that are evolving more slowly are more likely. This counteracts the fact that evolutionary codes calculate more models in rapid phases of evolution. Without this correction, the results would be biased towards these rapid phases.

The YB pipeline was used with 5 different grids—the models from the Dartmouth group (Dotter et al. 2008), those of the Padova group (Marigo et al. 2008, Girardi et al. 2000), the models that comprise the YY isochrones (Demarque et al. 2004), a grid of models constructed with the Yale Stellar Evolution Code (YREC; Demarque et al. 2008) and described by Gai et al. (2011) (we refer to this set as YREC), and another set of models constructed with YREC (we refer to this grid as YREC2) that has been described by Basu et al. (2012).

Although the YREC and YREC2 grids were constructed with the same code, they have different physics. These grids were calculated using different nuclear reaction rates, different relative heavy-element abundances and a different helium enrichment law. Additionally, all models in the YREC grid were calculated with the same value of the mixing-length parameter; YREC2 on the other hand consists of five sub-grids, each sub-grid constructed with a different value of the mixing-length parameter. For all models in these grids, the seismic parameter $\Delta\nu$ was calculated using the scaling relation given in Equations 1.

The BeSPP pipeline was run with two grids. The first grid comprises models constructed with the GARSTEC code (Weiss & Schlattl 2008) and the parameters of the grid are described in Silva Aguirre et al. (2012). The $\Delta\nu$ of each model in this grid was determined using the calculated frequencies of each model (one set of results) and also using the scaling relation in Equation 1 (to give a second set of results that we call BeSPPscale). The second grid of models are the BASTI models of Pietrinferni et al. (2004) computed specifically for use in asteroseismic studies, and as described in Silva Aguirre et al (2013). In this case $\Delta\nu$ for the models was calculated using only the scaling relation.

RadEx10, RADIUS and SEEK used models constructed with the ASTEC code (Christensen-Dalsgaard et al. 2008). The models used in RadEx10, referred to as ASTEC1, are described by Creevey et al. (2013). $\Delta\nu$ for this grid was calculated from the scaling relation. The models for RADIUS are described in Stello et al. (2009) and Creevey et al. (2012), and these models are henceforth referred to as ASTEC2. While $\Delta\nu$ for this grid was calculated using the scaling relations, it was also calculated for a subset of ASTEC2 using individual frequencies. The models used by SEEK are referred to as ASTEC3. For this grid $\Delta\nu$ was calculated using eigenfrequencies. Although all the grids were constructed with the same code, they have different physics, such as low temperature opacities and equation of state, and different input parameters.

GOE was run on a grid calculated with the CESTAM code (Marques et al. 2013), which is derived from the CESAM2k code described in Morel & Lebreton (2008). The $\Delta\nu$ of each model was calculated from the eigenfrequencies.

The parameters of the different grids of models are listed in Table 3. As can be seen, the grids are diverse, not only constructed with different codes, but also with different input physics. For example, there are grids of models with and without diffusion and overshoot; and also grids constructed with different model prescriptions, e.g., for overshoot and He enrichment.

5. Comparison of results from different grid-pipeline combinations

Before consolidating the results to give tables of stellar properties, we first present a comparison of the estimates returned by the various grid-pipelines. To frame the discussion we have selected representative plots of differences shown by certain grid-pipeline combinations. Appendix A shows detailed plots (Figures 13 through 22) of differences for all the pipelines.

We begin by presenting results given by the BeSPP pipeline coupled to the GARSTEC grid. The BeSPP/GARSTEC combination can be run in two ways, one where $\Delta\nu$ is calculated using the eigenfrequencies, and one where $\Delta\nu$ is calculated using the scaling relations. This allows us to test the differences in the results caused by how $\Delta\nu$ is calculated, independently of differences in results arising from the analysis pipeline or the grid of stellar models used.

Figure 4 shows the resulting differences in estimated stellar properties for the entire ensemble, with $\Delta\nu$ and ν_{\max} , the photometric (IRFM) T_{eff} and field $[\text{Fe}/\text{H}]$ values used as inputs. The plots show differences in the sense scaling-mode outputs minus frequency-mode outputs, and are fractional differences in R , M , ρ and age t ; and absolute differences in $\log g$. Age differences have been plotted against $\Delta\nu$ to delineate approximately the evolutionary state (since $\Delta\nu$ gives a first-order discrimination of main-sequence, sub-giant and low-luminosity red-giant targets). The gray lines mark envelopes corresponding to the median of the formal 1σ uncertainties returned by all grid-pipelines. Medians were calculated in 10-target batches sorted on the independent variable used for the plots (T_{eff} for R , M , $\log g$ and ρ ; and $\Delta\nu$ for t). These lines are included to help judge the *typical* precision only; the uncertainties in the results of any particular star may be slightly different.

We see clearly the impact of adopting the scaling relation to compute $\Delta\nu$ instead of using model-calculated eigenfrequencies. The “boomerang” shaped trends arise directly from the similar-shaped differences shown between $\Delta\nu$ calculated using the scaling relation and the individual eigenfrequencies, as discussed earlier in Section 2.2. The impact is strongest in the estimated densities. The boomerang shape is absent from the age differences, although there is a small positive bias arising from the negative differences displayed in the masses. It is worth noting that, at the level of precision of these data, the boomerang-shaped differences lie largely within the median 1σ uncertainty envelopes.

In addition to the impact of the scaling relation, we also expect differences in results due to the choice of grid of stellar evolutionary models, and the actual pipelines themselves, i.e., due to differences in methodology and procedure. First, Figure 5 shows a representative example of changing grids. Here, we plot differences between BeSPP/BASTI (scaling-mode)

and BeSPP/GARSTEC (frequency-mode). The boomerang-shaped trends from Figure 4 are still present, but there is now increased scatter due to differences between the grids, i.e., model dependencies in the results. This increased level of scatter is also present in differences between other grid-pipeline combinations (see plots in Appendix A). Next, we isolate the impact of scatter due to different fitting methodologies by coupling different pipelines to the same grid of models. Figure 6 shows a representative example, where we coupled the BeSPP pipeline to the YY grid in order to calculate the plotted differences, between BeSPP/YY and YB/YY. Although the differences lie fairly comfortably within the formal uncertainty envelopes, they are not entirely negligible (note how the ages show a small systematic bias in $\Delta\nu$). Tests of the grid-based and pipeline-based errors, using other grid-pipeline combinations at our disposal, indicate that differences given by the choice of grid are typically more important than those given by the pipeline code. Our consolidation of results to give final uncertainties on the stellar properties includes the effects of both error contributions (see Section 6). Again, we stress that on the whole these combined differences lie within the median 1σ uncertainty envelopes.

It is not surprising that of all the properties, the ages for the full cohort are the most scattered and poorly constrained. They also have the largest formal fractional uncertainties. Neither $\Delta\nu$ nor ν_{\max} contain any explicit dependence on age; and for the full cohort we lack strong constraints on the metallicities, which determine how fast a star evolves and also the effective temperature for a given luminosity. We see clear evidence of the uncertainties dropping in more evolved stars, i.e., the lower $\Delta\nu$ stars that have evolved off the main-sequence (see the median formal uncertainty envelopes in the plots). This is consistent with the results found by Gai et al. (2011). The reason for the lower uncertainty is easy to understand. The subgiant phase is rapid and $\Delta\nu$ and ν_{\max} , as well as T_{eff} , change much more rapidly than on the main sequence, thereby giving a better determination of the age for stars in this phase of evolution. Use of individual frequencies, or small frequency separations involving dipole ($l = 1$) and quadrupole ($l = 2$) modes, would lead to a considerable tightening of the age uncertainties of the main-sequence stars (see e.g., Christensen-Dalsgaard 1993, Cunha et al. 2007, Chaplin & Miglio 2013; and references therein).

The results for the subset of stars having complementary spectroscopic inputs are also encouraging (see Appendix A for detailed plots). Superior constraints on $[\text{Fe}/\text{H}]$ and T_{eff} translate, as expected, to higher precision in the estimated properties. There is also a slightly higher fraction of differences lying outside the median 1σ error envelopes. Nevertheless, consistency between the pipelines remains good. The scatter between pipelines is again, not surprisingly, largest for the age estimates, where the reduction in the input errors has brought the model-dependencies of stellar age estimates to the fore.

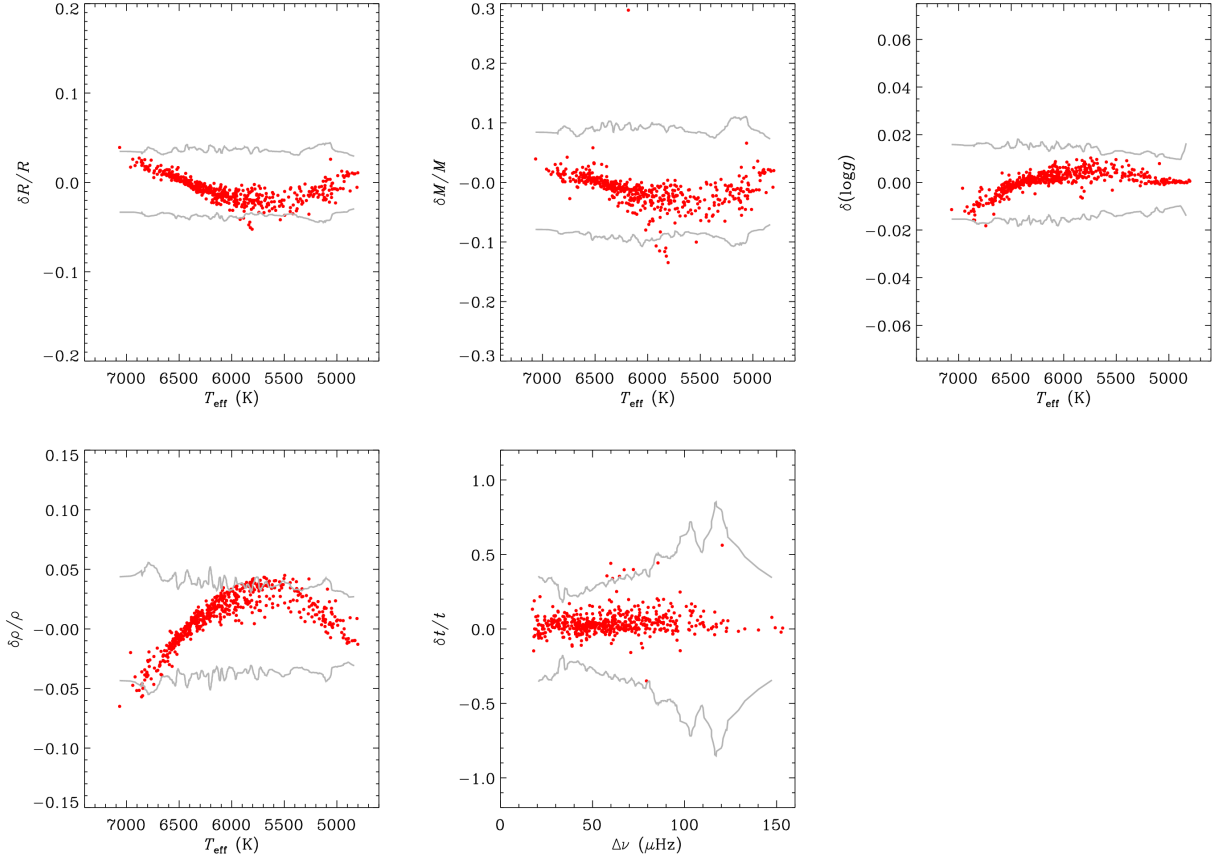


Fig. 4.— Fractional differences in estimated stellar properties for analyses performed by BeSPP with the GARSTEC grid, for the entire ensemble with $\Delta\nu$ and ν_{max} , the photometric (IRFM) T_{eff} and field [Fe/H] values used as inputs. The plots show differences between using model-calculated eigenfrequencies to estimate the $\Delta\nu$ of each model and using the $\Delta\nu$ scaling relation (in the sense scaling minus frequencies). Gray lines mark the median 1σ envelope of the grid-pipeline returned, formal uncertainties. These lines are included to help judge the *typical* precision only.

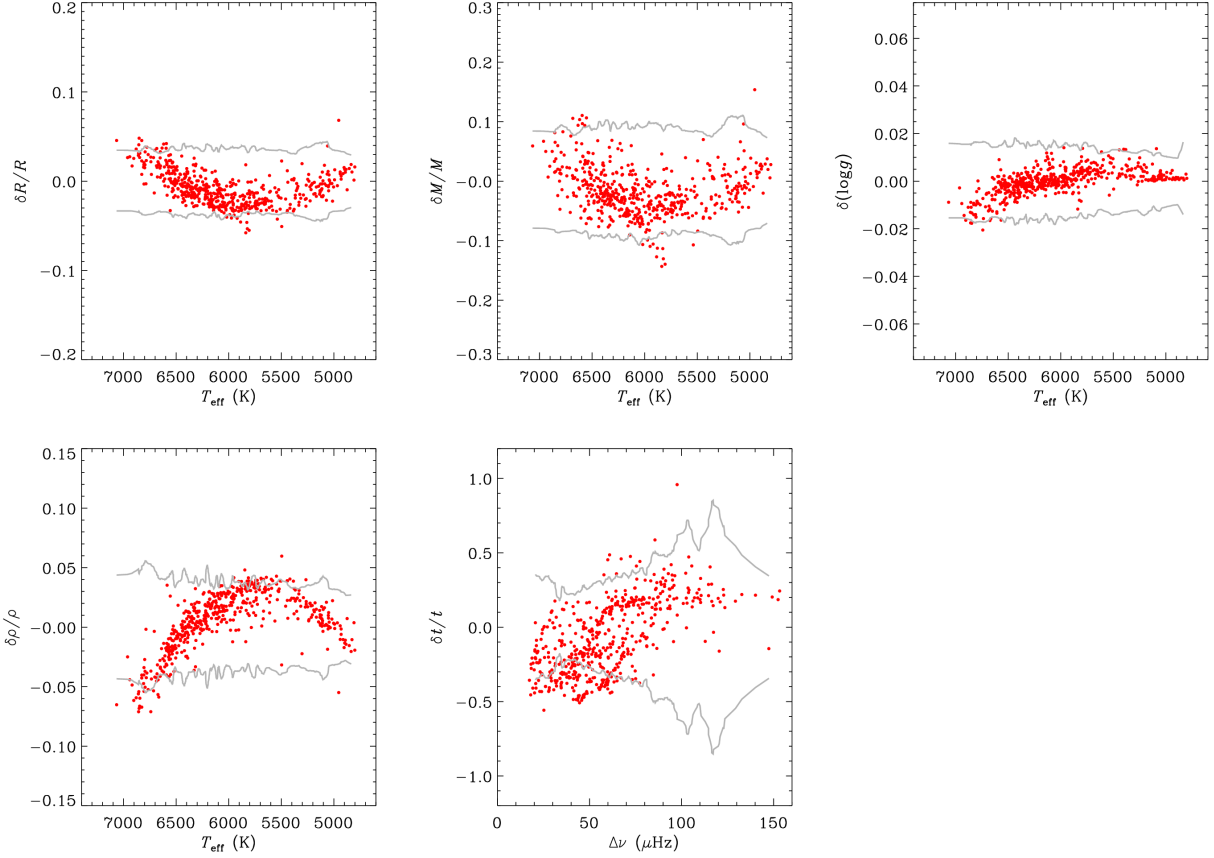


Fig. 5.— Fractional differences in estimated stellar properties between BeSPP/BASTI (scaling mode) and BeSPP/GARSTEC (run in frequency mode). Results shown for the entire ensemble, with $\Delta \nu$ and ν_{max} , the photometric (IRFM) T_{eff} and field $[\text{Fe}/\text{H}]$ values used as inputs). Plot style as per Figure 4.

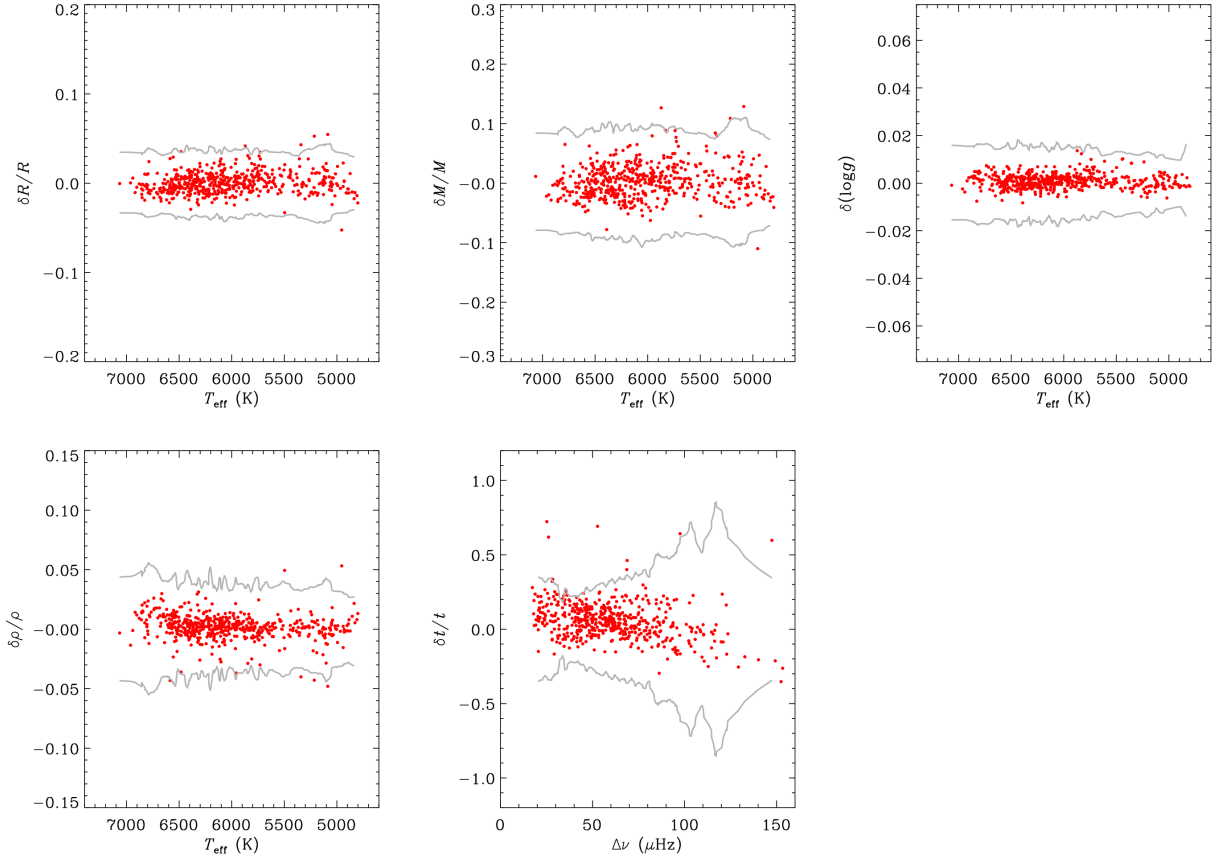


Fig. 6.— Fractional differences in estimated stellar properties returned by the BeSPP pipeline (run in scaling mode) and the YB pipeline, but with both coupled to the same YY grid. Results shown for the entire ensemble, with $\Delta \nu$ and ν_{max} , the photometric (IRFM) T_{eff} and field $[\text{Fe}/\text{H}]$ values used as inputs). Plot style as per Figure 4.

We also checked the impact on the results of omitting ν_{\max} from the input data (i.e., using $\Delta\nu$ as the only seismic input), both for the same pipeline coupled to different grids, and different pipelines coupled to the same grid. We find that changes to the estimated properties—i.e., differences between properties given by $\Delta\nu$ and ν_{\max} , and $\Delta\nu$ alone—are less than 1σ for most of the stars. These differences are found to be largely due to differences in the grids, not the pipelines.

Another source that can contribute to differences in the estimated properties is the input set of effective temperatures, T_{eff} . Note that in Section 6 we provide estimated stellar properties for each set of input T_{eff} .

Figure 7 shows the impact on the full-ensemble results of switching from one set of input photometric T_{eff} to the other. The top left-hand panel shows SDSS-calibrated T_{eff} minus the IRFM-calculated T_{eff} . The gray lines follow the median 1σ envelope of the IRFM uncertainties, and the black lines the envelope of the SDSS-calibrated uncertainties. The other panels plot the fractional differences in estimated properties returned by the BeSPP pipeline, with differences plotted in the sense SDSS minus IRFM. As in the previous figures, gray lines mark the median 1σ envelopes (over all pipelines) of the returned, formal uncertainties from the IRFM results. Differences between the two sets of temperatures may have some of their origin in differences in the adopted reddening: Pinsonneault et al. used the reddening information in the KIC to derive the SDSS temperatures, whilst we used the reddening maps of Drimmel et al. (2003) to derive the IRFM temperatures.

We may use the simple scaling relations to help us understand the trends revealed in Figure 7. The relations imply that $M \propto T_{\text{eff}}^{1.5}$, $R \propto T_{\text{eff}}^{0.5}$ and hence $g \propto T_{\text{eff}}^{0.5}$ (all other things being equal). The trend in the T_{eff} is such that the SDSS temperatures are on average slightly lower than the IRFM temperatures, most notably at high T_{eff} , whilst the differences are slightly reversed at lower T_{eff} . This trend seems to be reflected in the plotted property differences (most notably in the masses), which show a small negative average bias. The differences again fall largely within the 1σ uncertainty envelopes.

Figure 8 shows the impact of switching the input data from the photometric to the spectroscopic T_{eff} and $[\text{Fe}/\text{H}]$. The top left-hand panel shows the spectroscopic T_{eff} minus the IRFM-calculated T_{eff} . The gray lines follow the median 1σ envelope of the IRFM uncertainties, and the black lines mark the envelope of the spectroscopic uncertainties. The other panels plot the fractional property differences returned by BeSPP (sense spectroscopic minus IRFM). Gray lines mark the median uncertainty envelopes from the IRFM-based results, the black lines the median envelopes given by the spectroscopic based-results. The trend in the temperature differences is quite similar to that shown in Figure 7, and the plots of the property differences again show a small negative bias, as expected. Not surprisingly, most

differences lie well within the IRFM-based uncertainties (which we recall used the poorly constrained field-average $[\text{Fe}/\text{H}]$).

Finally in this section, we note that Mosser et al. (2013) have recently discussed modifying the observed average $\Delta\nu$, for use with the scaling relations, to the value expected in the high-frequency asymptotic limit. The solar reference $\Delta\nu$ must also be modified. We have tested the impact on our results of applying this procedure, and find that it has a negligible impact on the properties estimated by those pipelines that use the scaling-relation-computed $\Delta\nu$ for the stellar models. The changes in mass and radius are typically less than 1%. The reason for the insignificant changes is as follows. The average correction for solar type stars is (fractionally speaking) quite small, and is basically offset by the similar fractional increase in the solar reference $\Delta\nu$. While the fractional modification to $\Delta\nu$ is not the same for all stars, it is a fairly weak function of ν_{max} , and hence luminosity L (the correction is proportional approximately to $\nu_{\text{max}}^{-0.21}$, and $\nu_{\text{max}} \propto MT_{\text{eff}}^{3.5}/L^{-1}$). Thus, the modification does not significantly affect the results (see also Hekker et al. 2013).

6. Tables of asteroseismically inferred stellar properties

Tables 4, 5 and 6 list estimated stellar properties from our analyses. Each table gives properties for a different set of T_{eff} and $[\text{Fe}/\text{H}]$ inputs (SDSS-calibrated T_{eff} and field-average $[\text{Fe}/\text{H}]$ values; IRFM T_{eff} and field-average $[\text{Fe}/\text{H}]$ values; and Bruntt et al. spectroscopic values, respectively). Figure 9 plots results given by the IRFM inputs (top panel) and spectroscopic inputs (bottom panel) in the mass-radius plane, with the location of the ZAMS also plotted for solar and sub-solar $[\text{Fe}/\text{H}]$ (see caption).

These final properties come from coupling BeSPP to the GARSTEC grid, run in the mode where theoretical oscillation frequencies of each model were used to compute average model $\Delta\nu$. This meant that the final properties are not subject to the small bias in the $\Delta\nu$ scaling relation (manifested as the boomerang-shaped plot differences). Details of the adopted input physics for GARSTEC are given in Table 3.

The uncertainties for the properties of each star listed in Tables 4, 5 and 6 were given by adding (in quadrature) the uncertainty returned by the BeSPP pipeline to the standard deviation (scatter) of the star’s property over all grid-pipeline combinations. By including this scatter in the error budget we capture explicitly the uncertainties arising from differences between the commonly used grids of models we have adopted, and scatter due to different methodologies from the different pipeline codes.

Distributions of the scatter between pipelines are shown in Figure 10. The histograms,

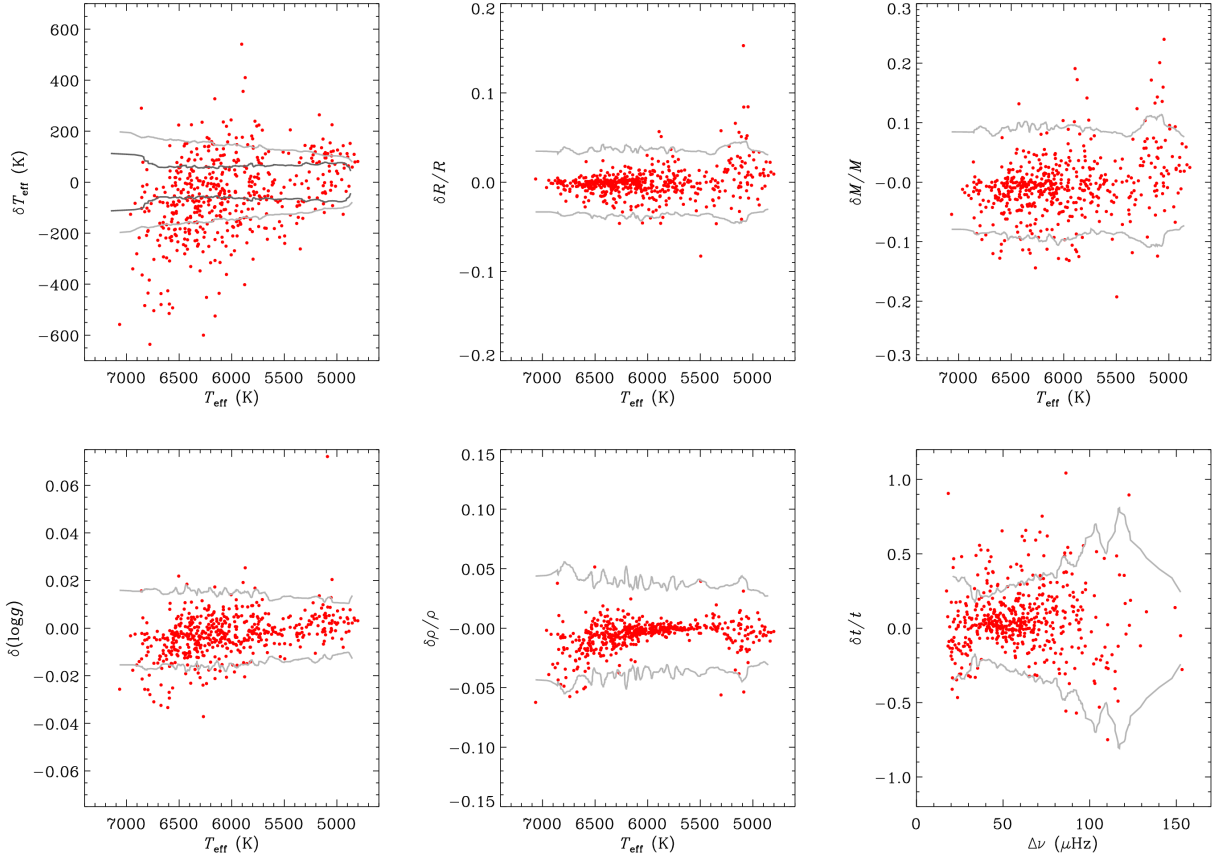


Fig. 7.— Fractional differences in estimated properties returned by the BeSPP pipeline run with the GARSTEC grid (run using model-calculated eigenfrequencies to estimate the $\Delta\nu$ of each model in the grid) for analyses performed on the entire ensemble with different T_{eff} as inputs. Differences are plotted in the sense: results with SDSS-calibrated T_{eff} minus results with IRFM-calculated T_{eff} . Gray lines mark the median 1σ envelope (over all pipelines) of the returned, formal uncertainties. The top left-hand panel shows the absolute temperature differences (same sense), with the gray lines following the median 1σ envelope of the IRFM uncertainties, and the black lines the envelope of the SDSS-calibrated uncertainties.

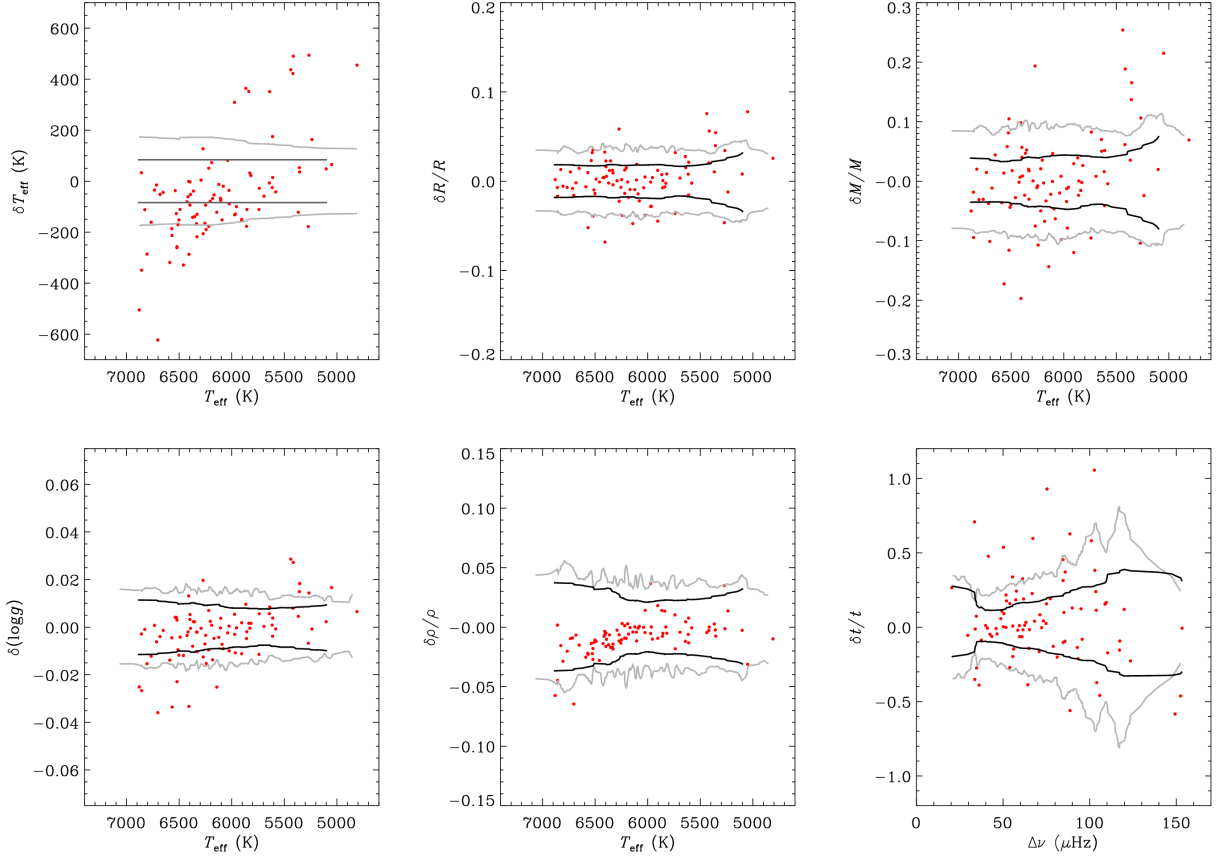


Fig. 8.— Fractional differences in estimated properties returned by the BeSPP pipeline run with the GARSTEC grid, for analyses performed on the subset of stars with spectroscopic T_{eff} and $[\text{Fe}/\text{H}]$ available. Differences are plotted in the sense: results with spectroscopic T_{eff} and $[\text{Fe}/\text{H}]$ minus results with IRFM T_{eff} and field-average $[\text{Fe}/\text{H}]$. Gray lines mark the median 1σ envelope (over all pipelines) of the returned, formal uncertainties of the IRFM-based results, the black lines the median envelopes given by the spectroscopic-based results. The top left-hand panel shows the absolute temperature differences (same sense), with the gray lines following the median 1σ envelope of the IRFM uncertainties, and the black lines the envelope of the Bruntt et al. (2012) spectroscopic T_{eff} uncertainties.

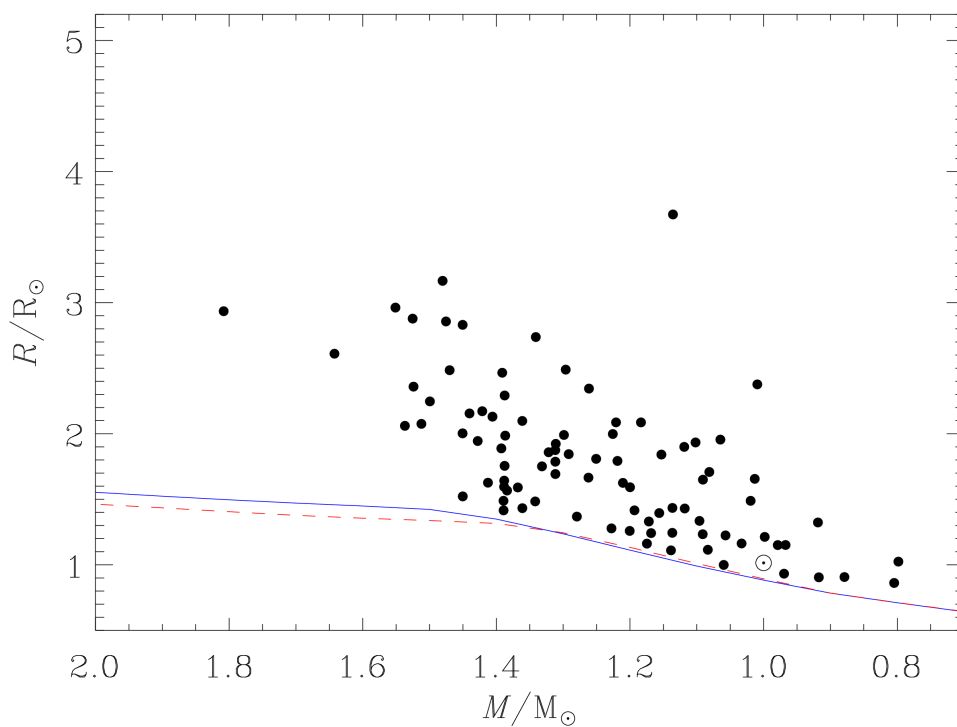
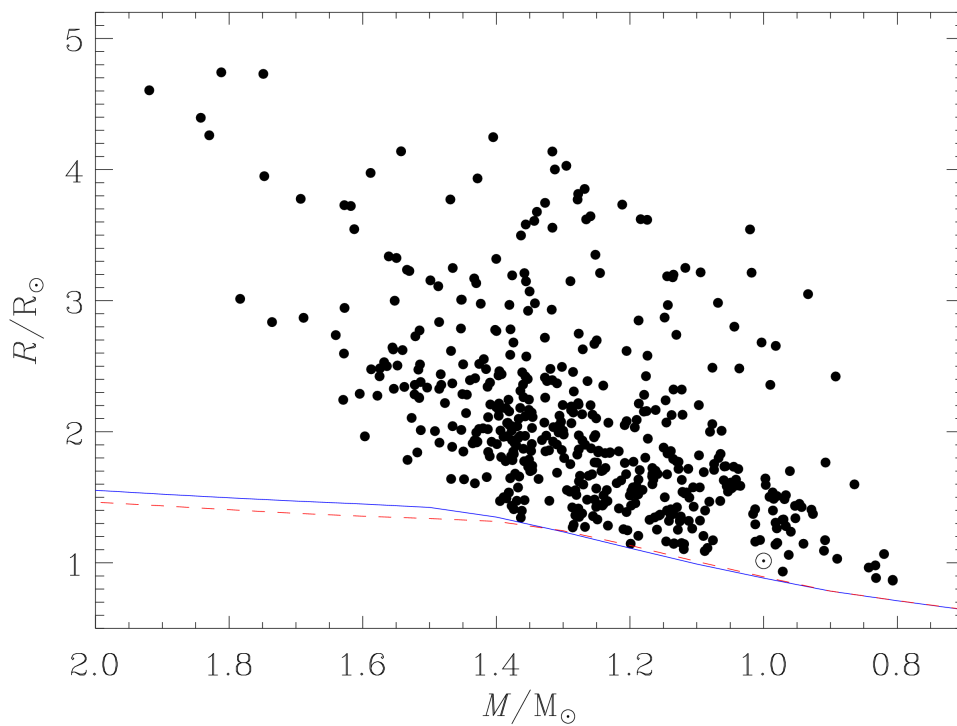


Fig. 9.— Estimated masses and radii for the full cohort with IRFM inputs (top panel) and the smaller cohort with spectroscopic inputs (bottom panel). The solid and dashed lines mark the ZAMS for $[\text{Fe}/\text{H}] = 0$ and -0.2 , respectively (computed using the YREC code).

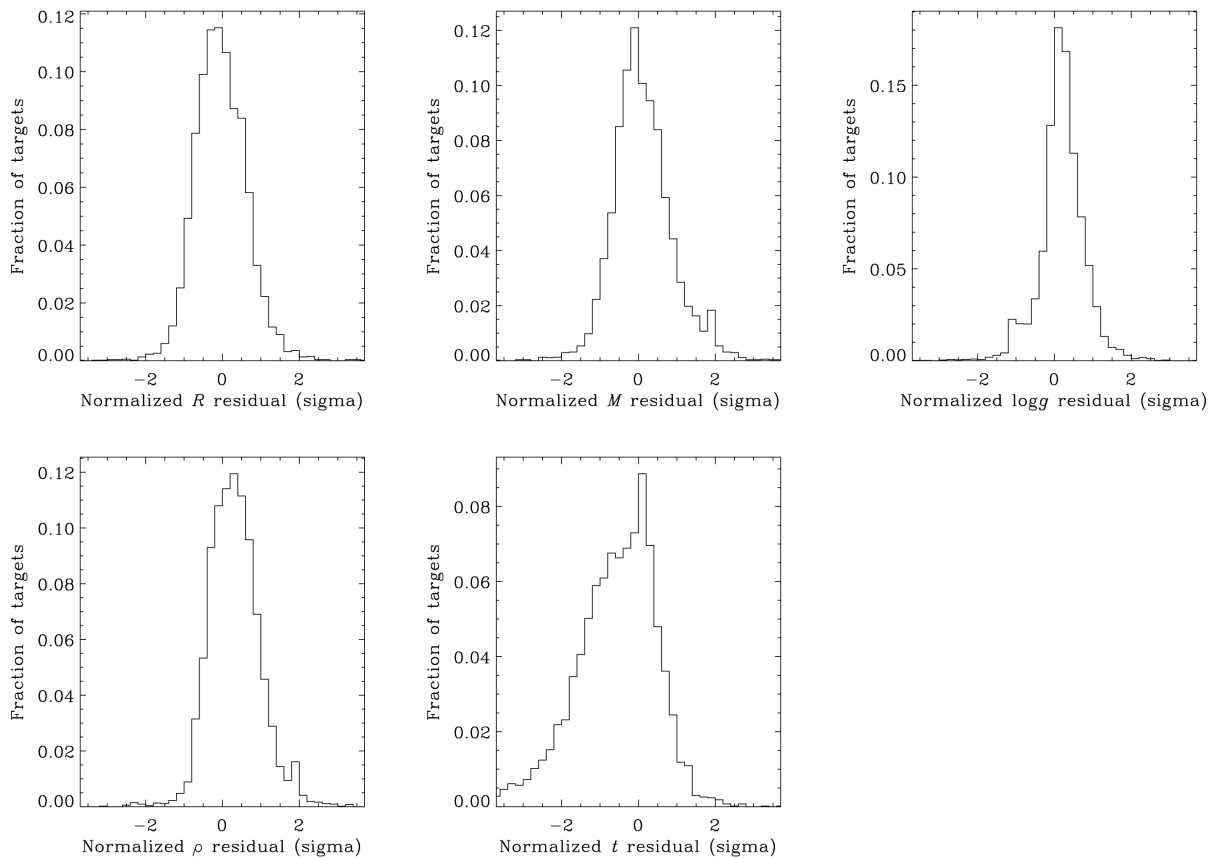


Fig. 10.— Histograms, for each property, of uncertainty-normalized residuals over all grid-pipeline combinations (omitting BeSSP/GARSTEC) and all stars in the IRFM cohort (see text). Residuals calculated with respect to the BeSSP/GARSTEC results run in frequency mode.

which show results for the IRFM results on the full cohort, were produced as follows. Omitting results from BeSSP/GARSTEC, for each star we computed residuals for each grid-pipeline with respect to the BeSSP/GARSTEC result (frequency mode), normalizing each residual by the median property uncertainty given by the pipelines for that star. We then accumulated residuals for all stars in the cohort, and binned the residuals to give the plotted “super distributions”.

The most striking aspect of the histograms is their Gaussian-like appearance (but see comments below on the slightly skewed age distribution). This indicates that when a wide selection of grids is used, differences in the input ingredients and physics give, to first order, normally distributed-like scatter. This lends weight to our approach of including this scatter contribution in our final error budget by using the standard deviation. Note that residuals for the gravities are the most peaked, possibly suggesting that the formal uncertainties in $\log g$ are slight overestimates. The residuals in ρ are slightly offset, and this probably has a contribution from the small offset given by the $\Delta\nu$ scaling relation (recall that most of the pipelines rely on use of the scaling relation, which the BeSSP/GARSTEC reference here does not). The residuals for M are also slightly off-center, though at a level much smaller than the uncertainty in the results.

The distribution of age-residuals is of course the most interesting. Normalizing the residuals by the uncertainties means that for the full cohort the errors in the results caused by the lack of metallicity data cannot be the cause of the skewness of the distribution (recall that here we plot the IRFM results). Plots of results from the smaller cohort with spectroscopic data show a similar-shaped distribution. The non-Gaussian nature of the distribution is mainly a result of the fact that, of all the properties, model dependences are most marked in the ages, i.e., differences in the physics of the grids result in different ages for the same inputs. These dependencies were explored in detail by Gai et al. (2011), and we see similar systematic effects here. Figure 11 helps to illustrate the grid-based systematics associated with the ages. It shows histograms of the normalized residuals in t —as per the normalized residuals in Figure 10—but for individual grids, and only those coupled to the same (YB) pipeline. Note that for clarity we have plotted each of the histograms by joining the midpoints of the bins. The offsets between histograms indicate that the systematics are no larger than the median formal uncertainties returned by the pipelines.

The more pronounced negative tail in the age histogram in Figure 10 basically tells us that ages determined by GARSTEC are in general slightly higher than the average.

For the full cohort, the median standard deviations (scatter between grid-pipelines)—which provide a measure of the combined effect of the grid-based and pipeline-based errors—are approximately 4.5% in mass, 1.7% in radius, 0.006 dex in $\log g$, 1.3% in density, and

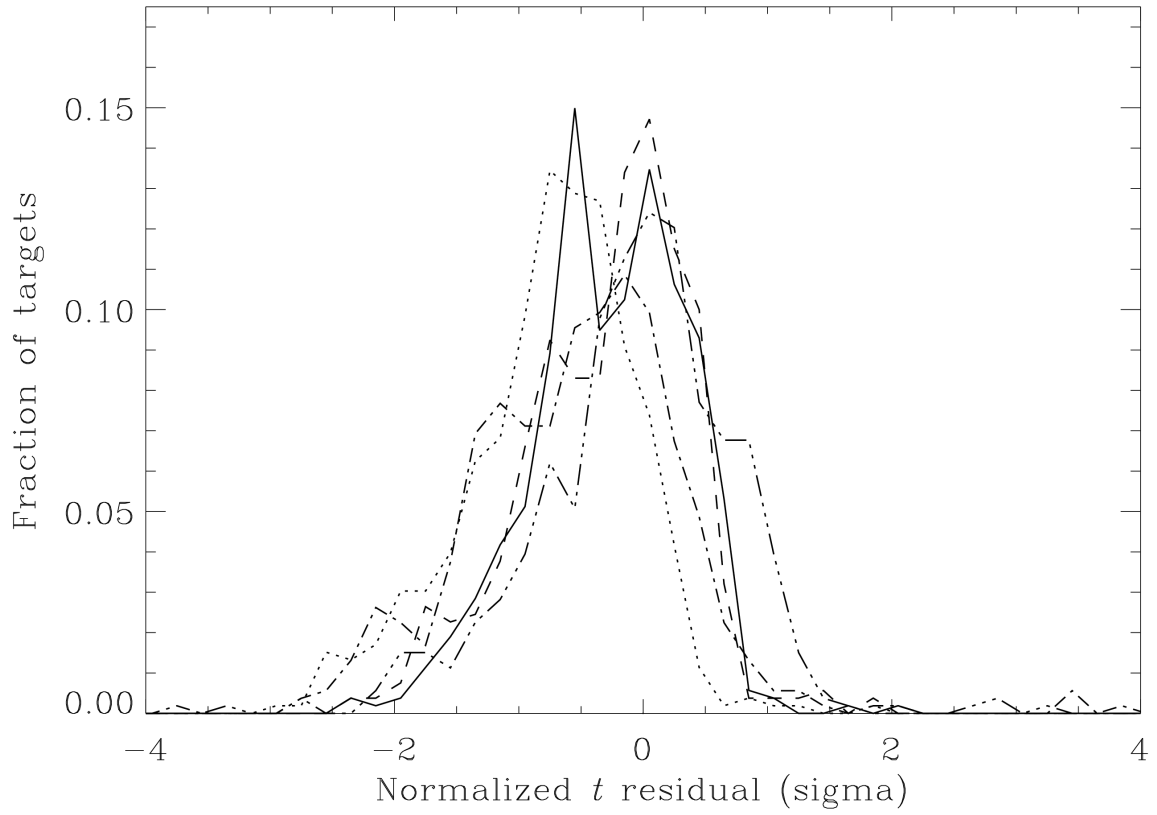


Fig. 11.— Histogram for estimated ages, in normalized residual form as per the age histogram in Figure 10, but showing results for each of coupled to the YB pipeline. Residuals again calculated with respect to the BeSSP/GARSTEC results run in frequency mode. Note that for clarity we have plotted each of the histograms by joining the midpoints of the bins.

16% in age (similar for both the IRFM and SDSS results); for the smaller cohort with spectroscopic data they are around 3.7%, 1.3%, 0.005 dex, 1.2%, and 12%, respectively.

The above measures of scatter are combined in quadrature with the individual formal uncertainties to yield the final uncertainties on the estimated properties. Owing to the much tighter constraints on $[\text{Fe}/\text{H}]$, the final uncertainties for the sample with spectroscopic data are, as expected, smaller than those on the full cohort. Median final uncertainties on the spectroscopic sample are $\approx 5.4\%$ in mass, 2.2% in radius, 0.010 dex in $\log g$, 2.8% in density, and 25% in age; results on *common* stars from the full cohort yield final median uncertainties of around 9.4% , 3.5% , 0.015 dex, 3.3% , and 32% , respectively for the IRFM results, and slightly smaller values for the SDSS results (owing to the slightly smaller fractional T_{eff} uncertainties for the SDSS data). When all stars in the full cohort are taken, median final uncertainties for the IRFM results are $\approx 10.8\%$ in mass, 4.4% in radius, 0.017 dex in $\log g$, 4.3% in density, and 34% in age (again, slightly smaller for the SDSS results).

Whilst use of the seismic inputs $\Delta\nu$ and ν_{max} has allowed much tighter constraints to be placed on the ages of most of these stars than would have been possible in the absence of such information, some of the uncertainties are large. Figure 12 plots histograms of the final (i.e., with the scatter contributions now included) uncertainties on the ages, and also the masses and radii, for the IRFM results. It will be possible to do much better for around 150 of these stars, by utilizing information from estimates of the individual frequencies.

In sum: the ages presented here are not the bottom line on what is possible using asteroseismology.

Nevertheless, ages have in most cases been estimated to a precision that is useful in a statistical or ensemble sense. Just over 70% (SDSS results) and just under 60% (IRFM results) of stars in the full cohort have final fractional age uncertainties that are 30% or better. This fraction increases to over 80% in the sample with spectroscopic data, which only reinforces the point that to fully utilize the diagnostic potential of the seismic data (or any other data) for constraining the ages, good constraints on stellar composition are required. It should of course be borne in mind that the scatter found here will reflect model dependencies for the physics adopted in the grids we used, and that other choices (which could affect the ages) are possible. The final, quoted uncertainties on the ages presented here must be used/considered in any analysis: it is these values that capture the systematics due to the stellar model dependencies from the adopted physics in the commonly used grids we have used, and differences in the adopted pipeline methodologies. It should also be remembered that the ages come from one grid-pipeline combination only, and age is the most model-dependent property.

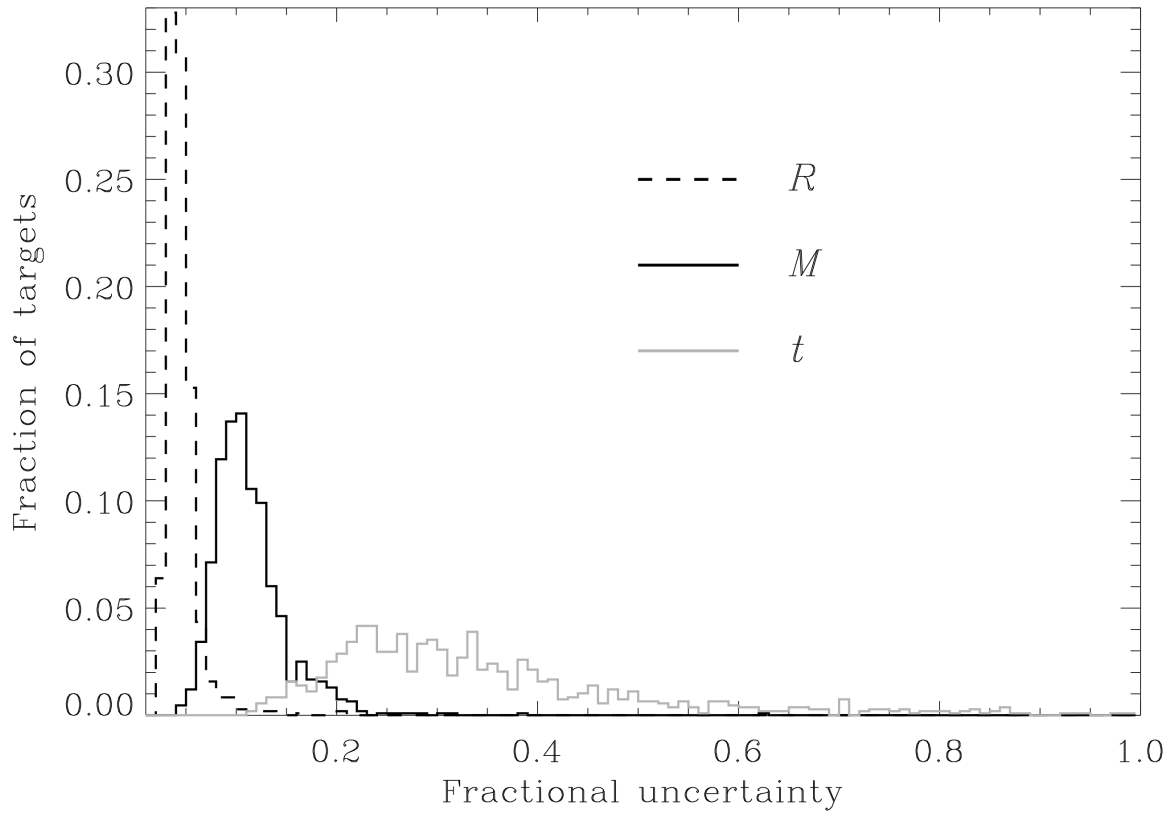


Fig. 12.— Histograms of fractional uncertainties for estimated radii R , masses M , and ages t , of the full cohort of stars (using input effective temperatures from the IRFM set) (see figure legend).

Results from the Geneva Copenhagen Survey (GCS) provide a useful comparison of what is possible for field stars in the absence of results from seismology, when high-quality parallaxes, effective temperatures and metallicities are available (Nordström et al., 2004; Casagrande et al. 2011). An appropriate comparison is one made with results from the Bruntt et al. cohort with spectroscopic data, since metallicity information is available for all GCS targets. It should be borne in mind that ages and masses from the GCS are based on the use of two grids of models (Padova and BASTI), while in the present paper systematics stemming from different models come from the use of eleven grids. The GCS sample is also brighter than the KASC sample. Median age uncertainties for the Bruntt et al. cohort and the CGS are quite similar. As noted above, 80% of Bruntt et al. cohort have fractional ages uncertainties of 30% or better. However only about 50% of the stars in the GCS have errors $\leq 30\%$.

7. Conclusion

We have presented a homogeneous asteroseismic analysis of over 500 solar-type main-sequence and sub-giant stars observed by *Kepler*. Stellar properties were estimated using two global asteroseismic parameters—the average large frequency separation, $\Delta\nu$, and the frequency of maximum oscillations power, ν_{\max} —and complementary photometric and spectroscopic data. Homogeneous sets of effective temperatures, T_{eff} , were available for the entire ensemble using available complementary photometry; spectroscopic estimates of T_{eff} and [Fe/H] were available from a homogeneous analysis of ground-based data on a subset totalling 87 stars.

We provide estimates of stellar radii, masses, surface gravities, mean densities and ages. We add a strong note of caution regarding the ages. The quoted age uncertainties are similar to those obtained in the best case scenario from isochrone fitting of field stars when parallaxes, metallicities and effective temperatures are known precisely (e.g., Nordstrom et al. 2004; Casagrande et al. 2011). Although the advantages and the potential of asteroseismology are obvious, many of the usual warnings thus apply to the present sample. The ages in this paper will be useful for ensemble studies, but should be treated carefully when considered on a star-by-star basis. Because we used only two global asteroseismic parameters, future analyses using individual oscillation frequencies—which are important for asteroseismic estimation of ages—will offer significant improvements on up to 150 stars.

A future priority will be to collect further high-quality spectroscopy and photometry in appropriate colours (e.g., the Strömgren filters), in order to place tight constraints on the compositions of all stars in the sample. This should be possible from both episodic ground-

based campaigns, and from utilizing data from planned spectroscopic surveys, e.g., APOGEE (Majewski et al. 2010). GAIA (see e.g., Gilmore et al. 2012) will provide exquisite parallaxes on the cohort of stars in this paper. Since the asteroseismic data can provide accurate surface gravities, they can also play an important role in helping to calibrate spectroscopic analyses. A formal collaboration (APOKASC) has already been established between APOGEE and the *Kepler* Asteroseismic Science Consortium, with the full sample discussed in this paper having already been included in target planning.

We thank the anonymous referee for helpful comments that improved the paper. Funding for this Discovery mission is provided by NASA’s Science Mission Directorate. The authors wish to thank the entire *Kepler* team, without whom these results would not be possible. W.J.C. acknowledges the support of the UK Science and Technology Facilities Council (STFC). S.B. acknowledges support from NSF grant AST-1105930 and NASA grant NNX13AE70G. D.H. is supported by an appointment to the NASA Postdoctoral Program at Ames Research Center, administered by Oak Ridge Associated Universities through a contract with NASA. A.M.S is partially supported by the International Reintegration Grant PIRG-GA-2009-247732, and the MICINN grant AYA2011-24704. L.G., W.H.B., and J.P.M. acknowledge support from Collaborative Research Center CRC 963 “Astrophysical Flow Instabilities and Turbulence” (Project A18), funded by the German Research Foundation (DFG). O.L.C. was a Henri Poincaré Fellow at the Observatoire de la Côte d’Azur. The Henri Poincaré Fellowship is funded by the Conseil Général des Alpes-Maritimes and the Observatoire de la Côte d’Azur. J.M-Ž acknowledges support from MNiSW grant NN203 405139. T.S.M. acknowledges NASA grant NNX13AE91G. R.A.G. acknowledges the funding from the European Community’s Seventh Framework Programme (FP7/2007-2013) under grant agreement No. 269194 (IRSES/ASK). R.A.G. and B.M. acknowledge support from the ANR program IDEE “Interaction Des Etoiles et des Exoplanètes” (Agence Nationale de la Recherche, France). S.H. acknowledges financial support from the Netherlands Organisation for Scientific Research (NWO).

Funding for the Stellar Astrophysics Centre is provided by The Danish National Research Foundation (Grant agreement no.: DNRFF106). The research is supported by the ASTERISK project (ASTERoseismic Investigations with SONG and Kepler) funded by the European Research Council (Grant agreement no.: 267864). The research leading to these results has received funding from the European Community’s Seventh Framework Programme ([FP7/2007-2013]) under grant agreement no. 312844 (SPACEINN).

We are also grateful for support from the International Space Science Institute (ISSI).

REFERENCES

- Adelberger E. G., et al. 1998, *Rev. Mod. Phys.*, 70, 1265
- Adelberger E. G., García, A., Robertson, R. G. H., et al. 2011, *RvMP*, 83, 195
- Alexander, D. R., Ferguson, J. W., 1994, *ApJ*, 437, 879
- Appourchaux, T., Michel, E., Auvergne, M., et al. 2008, *A&A*, 488, 705
- Asplund, M., Grevesse, N., & Sauval, A.J. 2005, *Cosmic Abundances as Records of Stellar Evolution and Nucleosynthesis*, 336, 25
- Asplund, M., Grevesse, N., Sauval, A.J., Scott. P., 2009, *ARA&A*, 47, 481
- Bahcall, J. N. 1989, *Neutrino Astrophysics* (Cambridge: Cambridge Univ. Press)
- Bahcall, J. N., Pinsonneault, M. H. 1992, *Rev. Mod. Phys.*, 64, 885
- Basu, S., Chaplin, W. J., Elsworth, Y., 2010, *ApJ*, 710, 1596
- Basu, S., Grundahl, F., Stello, D. et al. 2011, *ApJ*, 729, L10
- Basu, S., Verner, G. A., Chaplin, W. J., Elsworth, Y. 2012, *ApJ*, 746, 76
- Batalha, N. M., Borucki, W. J.; Bryson, S. T., et al., 2011, *ApJ*, 729, 27
- Bazot, M., Bourguignon, S., Christensen-Dalsgaard, J., 2012, *MNRAS*, 427, 1847
- Bedding, T. R. 2011. In *Asteroseismology*, ed. P Pallé, vol. 23 of *Canary Islands Winter School of Astrophysics*. Cambridge University Press. In the press (arXiv:1107.1723)
- Belkacem, K., Goupil, M. J., Dupret, M. A., et al, 2011, *A&A*, 530, 142
- Bonanno, A., et al., 2008, *ApJ*, 676, 1248
- Brogaard, K., VandenBerg, D. A., Bruntt, H., et al. 2012, *A&A*, 543, A106
- Brown, T. M., Gilliland, R. L., Noyes, R. W., Ramsey, L. W., 1991, *ApJ*, 368, 599
- Brown, T. M., Latham, D. W., Everett, M. E., Esquerdo, G. A., 2011, *AJ*, 142, 111
- Bruntt, H., Basu, S., Smalley, B., et al., 2012, *MNRAS*, 423, 122
- Campante, T. L., Karoff, C., Chaplin, W. J., Elsworth, Y., Handberg, R., Hekker, S., 2010, *MNRAS*, 408, 542

- Carter, J. A., Agol, E., Chaplin, W. J., et al., 2012, *Science*, 337, 556
- Casagrande, L., Ramírez, I., Meléndez, J., et al. 2010, *A&A*, 512, 54
- Casagrande, L., Schönrich, R., Asplund, M., et al., 2011, *A&A*, 530, 138
- Cassisi, S., Salaris, M., Irwin, A. W. 2003, *ApJ*, 588, 862
- Caughlan G. R., Fowler W. A., 1988, *Atomic Data and Nuclear Data Tab.* 40, 283
- Chaplin, W. J., Houdek, G., Appourchaux, T., Elsworth, Y., New, R., & Toutain, T. 2008, *A&A*, 485, 813
- Chaplin, W. J., Kjeldsen, H., Christensen-Dalsgaard, J., 2011, *Science*, 332, 213
- Chaplin, W. J., Sanchis-Ojeda, R., Campante, T. L., et al., 2013, *ApJ*, 766, 101
- Chaplin, W. J., Miglio, A., 2013, *ARAA*, 51, 353
- Christensen-Dalsgaard J., Gough D. O., 1984, in Ulrich R. K., Harvey J., Rhodes E. J. Jr, Toomre J., eds, *Solar Seismology from Space*. JPL Publ. 84-84, Pasadena, p. 199
- Christensen-Dalsgaard, J. 1993, *Proc. GONG 1992, Seismic Investigation of the Sun and Stars (ASP Conf. Ser. 42)*, ed. T. M. Brown (San Francisco, CA: ASP), p. 347
- Christensen-Dalsgaard, J., 2008, *Astrophys. Space Sci.*, 316, 13
- Christensen-Dalsgaard, J., Thompson, M. J., 1997, *MNRAS*, 284, 527
- Creevey, O. L., Doğan G., Frasca, A., et al., 2012, *A&A*, 537, 111
- Creevey, O. L., Thévenin, F., Basu, S. et al., 2013, *MNRAS*, 431, 2419
- Cunha M. S., Aerts C., Christensen-Dalsgaard J., et al. 2007, *A&ARev*, 14, 217
- Demarque, P., Woo, J.-H., Kim, Y.-C., Yi, S. K. 2004, *ApJS*, 155, 667
- Doğan, G., Metcalfe, T. S., Deheuvels, S., et al., 2013, *ApJ*, 763, 49
- Dotter, A., et al. 2008, *ApJS*, 178, 89
- Drimmel R., Cabrera-Lavers A., López-Corredoira M., 2003, *A&A*, 409, 205
- Dziembowski, W. A., Paterno, L., Ventura, R. 1988, *A&A*, 200, 213
- Eggleton, P. P., Faulkner, J., Flannery, B. P., 1973, *A&A*, 23, 325

- Ferguson, J. W., Alexander, D. R., Allard, F., et al. 2005, *ApJ*, 623, 585
- Gai, N., Basu, S., Chaplin, W. J., Elsworth, Y., 2011, *ApJ*, 730, 63
- García, R. A., Hekker, S., Stello, D., et al., 2011, *MNRAS*, 414, 6
- Gilliland, R. L., Brown, T. M., Christensen-Dalsgaard, J., et al., *PASP*, 2010a, 122, 131
- Gilliland, R. L., Jenkins, J. M., Borucki, W. J., et al., 2010b, *ApJ*, 713, 160L
- Gilliland, R. L., Marcy, G. W., Rowe, J. F., et al., 2013, *ApJ*, 766, 40
- Gilmore G, Randich S, Asplund M, Binney J, Bonifacio P, et al., 2012, *The Messenger*, 147, 25
- Girardi, L., Bressan, A., Bertelli, G., & Chiosi, C. 2000, *A&AS*, 141, 371
- Grevesse, N., Noels, A. 1993, *Phys. Scr. T*, 47, 133
- Grevesse, N., Sauval, A. J. 1998, *Space Sci. Rev.*, 85, 161
- Gruberbauer, M., Guenther, D. B., Kallinger, T., 2012, *ApJ*, 749, 109
- Gruberbauer, M., Guenther, D. B., McLeod, K., Kallinger, T., 2013, *MNRAS*, 435, 242
- Hekker, S., Broomhall, A.-M., Chaplin, W. J., et al., 2010, *MNRAS*, 402, 2049
- Hekker, S., Elsworth, Y., Basu, S., Mazumdar, A., Silva Aguirre, S., Chaplin, W. J., 2013, *MNRAS*, 434, 1668
- Howell, S. B., Rowe, J. F., Bryson, S. T., et al., 2012, *ApJ*, 746, 123
- Huber, D., Stello, D., Bedding, T. R., et al., 2009, *CoAst*, 160, 74
- Huber, D., Bedding, T. R., Stello, D., et al., 2011, *ApJ*, 743, 143
- Huber, D., Ireland, M. J., Bedding, T. R., et al., 2012, *ApJ*, 760, 32
- Huber, D., Chaplin, W. J., Christensen-Dalsgaard, J., et al., 2013, *ApJ*, 767, 127 *ApJ*, 743, 143
- Iglesias, C.A., & Rogers, F.J. 1996, *ApJ*, 464, 943
- Jenkins, J. M., Caldwell, D. A., Chandraekaren, H., et al., 2010, *ApJ*, 713, L87
- Kjeldsen, H. & Bedding, T. R. 1995, *A&A*, 293, 87

- Kjeldsen, H., Bedding, T. R., Christensen-Dalsgaard, J., 2008, *ApJ*, 683, L175
- Kurucz, R. L., 1991, in: *Stellar Atmospheres: Beyond Classical Models*, Proceedings of the Advanced Research Workshop, Trieste, Italy, Dordrecht, D. Reidel Publishing Co., p.441
- Landré V., Prantzos N., Aguer P., et al., 1990, *A&A* 240, 85
- Majewski, S. R., Wilson J. C, Hearty. F, Schiavon R. R, Skrutskie M. F., 2010, In: “Chemical Abundances in the Universe: Connecting First Stars to Planets”, Proceedings of the International Astronomical Union, IAU Symposium, Volume 265, p. 480-481
- Marigo, P., Girardi, L., Bressan, A., et al. 2008, *A&A*, 482, 883
- Marques, J.P., Goupil, M.J., Lebreton, Y., et al. 2013, *A&A*, 549, A74
- Mathur, S., García, R. A., Régulo C., et al., 2010, *A&A*, 511, 46
- Mathur, S., Metcalfe, T. S., Woitaszek, M., et al., 2012, *ApJ*, 749, 152
- Metcalfe, T. S., Chaplin, W. J., Appourchaux, T., et al., 2012, *ApJ*, 748, 10L
- Michel, E., Baglin, A., Auvergne, M., et al. 2008, *Science*, 322, 558
- Michel, E, Baglin, A. 2012. In *Second CoRoT Symposium: Transiting planets, vibrating stars and their connection*, eds. A. Baglin, M. Deleuil, E. Michel, C Moutou. In the press (arXiv:1202.1422)
- Miglio, A. 2012, in *Red Giants as Probes of the Structure and Evolution of the Milky Way*, ed. A. Miglio, J. Montalbà, A. Noels (Berlin: Springer)
- Miglio, A., Brogaard, K., Stello, D., et al. 2012, *MNRAS*, 419, 2077
- Mihalas D., Däppen W., Hummer D.G., 1988, *ApJ* 331, 815
- Morel, O., Lebreton, Y. 2008, *ApS&S*, 316, 61
- Mosser, B., Appourchaux, T., 2009, *A&A*, 508, 877
- Mosser, B., Michel, E., Belkacem, K., et al., 2013, *A&A*, 550, 126
- Nordström, B., Mayor, M., Andersen, J, et al., 2004, *A&A*, 418, 989
- Roxburgh, I. W., 2009, *A&A*, 506, 435

- Pietrinferni, A., Cassisi, S., Salaris, M., & Castelli, F. 2004, *ApJ*, 612, 168
- Pinchon, B. 2010, in proc. SF2A-2010: Proceedings of the Annual meeting of the French Society of Astronomy and Astrophysics. Eds.: S. Boissier, M. Heydari-Malayeri, R. Samadi and D. Valls-Gabaud, p.271
- Pinsonneault, M. H., An, D., Molenda-Żakowicz, J., et al. 2012, *ApJS*, 199, 30
- Quirion, P.-O., Christensen-Dalgaard, J., Arentoft, T., 2010, *ApJ*, 725, 2176
- Silva Aguirre, V., Chaplin, W. J., Ballot, J., et al. 2011, *ApJ*, 740, L2
- Silva Aguirre, V., Casagrande, L., Basu, S., et al. 2012, *ApJ*, 757, 99
- Silva Aguirre, V., Basu, S., Brandão, I. M., et al. 2013, *ApJ*, 769, 141
- Skrutskie, M. F., Cutri, R. M., Stiening, R., et al. 2006, *AJ*, 131, 1163
- Stello, D., Bruntt, H., Preston, H., Buzasi, D. 2008, *ApJL*, 674, L53
- Stello, D., Chaplin, W. J., Bruntt, H., et al. 2009, *ApJ*, 700, 1589
- Straniero O., 1988, *A&AS* 76, 157
- Tassoul, M., 1980, *ApJS*, 43, 469
- Torres, G., Fischer, D. A., Sozzetti, A., Buchhave, L. A., Winn, J. N., Holman, M. J., Carter, J. A. 2012, *ApJ*, 757, 161
- Ulrich R. K., 1986, *ApJ*, 306, L37
- Verner, G. A., Elsworth, Y., Chaplin, W. J., 2011, *MNRAS*, 415, 3539
- Weiss, A. & Schlattl, H. 2008, *ApS&S*, 316, 99
- White, T. R., Bedding, T. R., Stello, D., Christensen-Dalgaard, J., Huber, D., Kjeldsen, H., 2011, *ApJ*, 743, 161

Table 1. Seismic and non-seismic input parameters for the full cohort, with photometric SDSS-calibrated and IRFM T_{eff} and field-average $[\text{Fe}/\text{H}]$.

KIC	ν_{max} (μHz)	$\Delta\nu$ (μHz)	SDSS T_{eff} (K)	IRFM T_{eff} (K)	$[\text{Fe}/\text{H}]$ (dex)
1430163	1867 ± 92	84.6 ± 2.0	6796 ± 78	6806 ± 177	−0.20 ± 0.30
1435467	1295 ± 52	70.8 ± 0.8	6433 ± 86	6521 ± 164	−0.20 ± 0.30
1725815	1045 ± 47	55.4 ± 1.3	6550 ± 82	6532 ± 165	−0.20 ± 0.30
2010607	675 ± 86	42.5 ± 1.7	6361 ± 71	6796 ± 175	−0.20 ± 0.30
2309595	643 ± 20	39.3 ± 2.2	5238 ± 65	5315 ± 112	−0.20 ± 0.30
2450729	1053 ± 68	61.9 ± 0.6	6029 ± 59	6093 ± 152	−0.20 ± 0.30
2837475	1630 ± 54	75.1 ± 1.3	6688 ± 57	6715 ± 174	−0.20 ± 0.30
2849125	728 ± 27	41.4 ± 1.8	6158 ± 56	6421 ± 154	−0.20 ± 0.30
2852862	1030 ± 38	53.8 ± 0.7	6417 ± 58	6572 ± 172	−0.20 ± 0.30
2865774	1252 ± 90	62.7 ± 2.7	6074 ± 63	6187 ± 153	−0.20 ± 0.30
2991448	1111 ± 56	61.1 ± 1.6	5836 ± 70	5749 ± 143	−0.20 ± 0.30
2998253	...	89.0 ± 3.6	6333 ± 54	6538 ± 167	−0.20 ± 0.30
3112152	1219 ± 67	63.9 ± 1.9	6282 ± 59	6591 ± 169	−0.20 ± 0.30
3112889	876 ± 135	53.3 ± 2.2	6433 ± 65	6383 ± 155	−0.20 ± 0.30
3115178	431 ± 9	28.3 ± 0.5	5046 ± 85	5003 ± 112	−0.20 ± 0.30
3123191	...	89.8 ± 2.2	6568 ± 93	6524 ± 171	−0.20 ± 0.30
3223000	...	115.5 ± 4.0	6198 ± 47	6292 ± 178	−0.20 ± 0.30
3236382	1659 ± 95	74.8 ± 1.2	6831 ± 58	6847 ± 197	−0.20 ± 0.30
3241581	...	122.9 ± 1.6	5770 ± 81	5779 ± 134	−0.20 ± 0.30
3329196	435 ± 10	29.6 ± 0.5	5161 ± 65	5131 ± 125	−0.20 ± 0.30
3344897	874 ± 56	46.5 ± 0.8	6630 ± 83	6650 ± 167	−0.20 ± 0.30
3424541	745 ± 55	41.5 ± 1.1	6475 ± 66	6703 ± 169	−0.20 ± 0.30
3427720	2756 ± 191	119.9 ± 2.0	6023 ± 51	6107 ± 142	−0.20 ± 0.30
3429205	368 ± 10	24.1 ± 0.9	5116 ± 62	5130 ± 101	−0.20 ± 0.30
3430893	1707 ± 89	79.1 ± 1.7	6270 ± 60	...	−0.20 ± 0.30
3437637	850 ± 28	48.0 ± 2.5	5483 ± 58	5561 ± 124	−0.20 ± 0.30
3438633	987 ± 56	55.8 ± 1.7	6432 ± 73	6399 ± 159	−0.20 ± 0.30
3456181	921 ± 30	52.0 ± 0.8	6732 ± 91	6589 ± 166	−0.20 ± 0.30
3534307	1436 ± 74	78.2 ± 1.0	5781 ± 59	5749 ± 143	−0.20 ± 0.30
3545753	681 ± 41	43.2 ± 1.3	6206 ± 58	6188 ± 167	−0.20 ± 0.30
3547794	1190 ± 129	67.7 ± 1.8	6825 ± 81	...	−0.20 ± 0.30
3630240	250 ± 9	18.3 ± 0.5	5256 ± 71	5496 ± 123	−0.20 ± 0.30
3632418	1159 ± 44	60.9 ± 0.4	...	5838 ± 178	−0.20 ± 0.30
3633847	1109 ± 53	61.1 ± 1.0	6122 ± 51	6298 ± 143	−0.20 ± 0.30
3633889	2020 ± 63	97.7 ± 1.7	6452 ± 49	6619 ± 151	−0.20 ± 0.30
3642422	478 ± 39	29.4 ± 0.5	5325 ± 98	5206 ± 113	−0.20 ± 0.30
3643774	1419 ± 68	76.4 ± 1.2	6029 ± 104	6180 ± 130	−0.20 ± 0.30
3656476	1887 ± 40	93.3 ± 1.3	5684 ± 56	5738 ± 130	−0.20 ± 0.30
3657002	1603 ± 59	80.1 ± 1.1	6006 ± 64	6094 ± 148	−0.20 ± 0.30
3661135	998 ± 30	54.5 ± 1.0	5603 ± 71	5656 ± 126	−0.20 ± 0.30
3730801	1484 ± 71	74.6 ± 2.2	5894 ± 58	6017 ± 145	−0.20 ± 0.30
3733735	1974 ± 121	92.8 ± 2.5	6711 ± 66	6827 ± 176	−0.20 ± 0.30
3735871	...	122.7 ± 3.3	6176 ± 50	6305 ± 147	−0.20 ± 0.30
3761840	625 ± 57	34.4 ± 1.4	6236 ± 61	6673 ± 176	−0.20 ± 0.30
3854781	1193 ± 38	62.3 ± 1.0	5705 ± 102	5974 ± 131	−0.20 ± 0.30

Table 1—Continued

KIC	ν_{\max} (μHz)	$\Delta\nu$ (μHz)	SDSS T_{eff} (K)	IRFM T_{eff} (K)	[Fe/H] (dex)
3942719	780 ± 38	45.9 ± 3.7	5736 ± 65	5785 ± 136	−0.20 ± 0.30
3952307	846 ± 96	51.6 ± 0.9	6210 ± 118	6079 ± 142	−0.20 ± 0.30
3952580	638 ± 22	36.4 ± 0.6	6115 ± 101	6593 ± 166	−0.20 ± 0.30
3967430	1905 ± 100	86.6 ± 1.6	6622 ± 53	6903 ± 176	−0.20 ± 0.30
3967859	...	93.6 ± 3.0	6211 ± 78	6196 ± 160	−0.20 ± 0.30
4038445	491 ± 14	31.3 ± 0.5	5327 ± 69	5333 ± 113	−0.20 ± 0.30
4049576	942 ± 70	51.9 ± 1.7	6066 ± 84	6117 ± 150	−0.20 ± 0.30
4064447	287 ± 10	19.2 ± 0.3	5755 ± 118	5792 ± 161	−0.20 ± 0.30
4072740	257 ± 7	18.2 ± 0.4	5015 ± 71	4903 ± 95	−0.20 ± 0.30
4165030	1102 ± 52	61.8 ± 1.5	5758 ± 63	5744 ± 135	−0.20 ± 0.30
4243623	494 ± 10	31.9 ± 0.4	5094 ± 63	5136 ± 110	−0.20 ± 0.30
4247542	1245 ± 73	73.1 ± 1.9	6440 ± 66	...	−0.20 ± 0.30
4252818	1318 ± 65	69.2 ± 7.4	5630 ± 58	5686 ± 147	−0.20 ± 0.30
4346201	1080 ± 49	55.6 ± 1.0	6147 ± 51	6337 ± 164	−0.20 ± 0.30
4347652	260 ± 20	17.4 ± 0.6	5043 ± 75	5128 ± 102	−0.20 ± 0.30
4351319	385 ± 8	24.0 ± 0.4	5001 ± 61	5120 ± 97	−0.20 ± 0.30
4378838	393 ± 12	24.1 ± 0.3	5053 ± 71	5053 ± 102	−0.20 ± 0.30
4446300	849 ± 22	50.0 ± 0.4	5410 ± 60	5385 ± 129	−0.20 ± 0.30
4450844	1367 ± 32	72.9 ± 1.0	5968 ± 59	6104 ± 151	−0.20 ± 0.30
4457351	1085 ± 121	60.8 ± 1.7	5483 ± 58	5503 ± 117	−0.20 ± 0.30
4465324	1744 ± 64	86.2 ± 2.8	5850 ± 59	6040 ± 150	−0.20 ± 0.30
4465529	1396 ± 170	73.2 ± 2.4	6345 ± 49	6575 ± 191	−0.20 ± 0.30
4543171	1480 ± 54	71.0 ± 1.7	6129 ± 59	6325 ± 157	−0.20 ± 0.30
4554830	1751 ± 42	85.6 ± 1.2	5466 ± 60	5538 ± 143	−0.20 ± 0.30
4571351	...	79.5 ± 1.9	6000 ± 59	6065 ± 135	−0.20 ± 0.30
4571904	763 ± 41	44.2 ± 1.4	6069 ± 78	6562 ± 189	−0.20 ± 0.30
4574610	600 ± 58	34.9 ± 0.3	...	5970 ± 263	−0.20 ± 0.30
4577484	817 ± 63	47.0 ± 1.4	5424 ± 74	5520 ± 124	−0.20 ± 0.30
4586099	1146 ± 50	61.5 ± 0.9	6383 ± 58	6292 ± 160	−0.20 ± 0.30
4638884	1195 ± 61	61.2 ± 1.1	6662 ± 57	6880 ± 176	−0.20 ± 0.30
4641621	461 ± 33	30.6 ± 1.5	5684 ± 61	6120 ± 141	−0.20 ± 0.30
4646780	1104 ± 76	59.3 ± 1.8	6856 ± 138	6807 ± 158	−0.20 ± 0.30
4672403	1107 ± 44	60.3 ± 1.2	5779 ± 88	5990 ± 145	−0.20 ± 0.30
4739932	1132 ± 78	60.9 ± 1.4	5876 ± 111	6092 ± 139	−0.20 ± 0.30
4755204	1360 ± 42	70.4 ± 1.2	6073 ± 70	6132 ± 152	−0.20 ± 0.30
4756112	662 ± 59	37.2 ± 0.8	6182 ± 60	6608 ± 172	−0.20 ± 0.30
4841753	871 ± 103	50.2 ± 1.9	5966 ± 67	6218 ± 155	−0.20 ± 0.30
4842436	1339 ± 115	72.6 ± 3.0	5688 ± 63	6050 ± 147	−0.20 ± 0.30
4846457	697 ± 40	42.1 ± 1.4	5885 ± 81	6201 ± 170	−0.20 ± 0.30
4914923	1849 ± 46	88.6 ± 0.3	...	5415 ± 134	−0.20 ± 0.30
4915148	568 ± 15	35.3 ± 0.4	5026 ± 75	4874 ± 95	−0.20 ± 0.30
4918355	401 ± 7	27.1 ± 0.3	5003 ± 70	4931 ± 145	−0.20 ± 0.30
4931390	2093 ± 78	92.6 ± 1.3	6557 ± 51	6539 ± 168	−0.20 ± 0.30
4947253	923 ± 40	52.6 ± 1.0	5953 ± 59	6301 ± 164	−0.20 ± 0.30
5021689	1120 ± 38	63.2 ± 0.6	6262 ± 45	6335 ± 162	−0.20 ± 0.30

Table 1—Continued

KIC	ν_{\max} (μHz)	$\Delta\nu$ (μHz)	SDSS T_{eff} (K)	IRFM T_{eff} (K)	[Fe/H] (dex)
5033245	423 ± 18	26.0 ± 0.4	5086 ± 63	5348 ± 122	−0.20 ± 0.30
5084157	1807 ± 91	87.3 ± 2.6	5803 ± 83	6054 ± 137	−0.20 ± 0.30
5095159	582 ± 29	35.0 ± 0.5	5192 ± 67	5179 ± 156	−0.20 ± 0.30
5095850	791 ± 37	46.7 ± 3.2	6836 ± 85	6962 ± 180	−0.20 ± 0.30
5110725	317 ± 6	21.3 ± 0.3	4869 ± 79	4885 ± 91	−0.20 ± 0.30
5184732	2068 ± 47	95.7 ± 1.3	5841 ± 290	5818 ± 190	−0.20 ± 0.30
5214711	...	60.1 ± 1.5	6194 ± 54	6420 ± 167	−0.20 ± 0.30
5253542	...	108.4 ± 1.8	5770 ± 96	5940 ± 146	−0.20 ± 0.30
5265656	...	35.3 ± 4.3	5099 ± 90	5205 ± 107	−0.20 ± 0.30
5309966	1498 ± 59	73.2 ± 2.0	6356 ± 61	6649 ± 151	−0.20 ± 0.30
5344612	1285 ± 76	65.5 ± 1.7	6359 ± 84	6572 ± 157	−0.20 ± 0.30
5353186	872 ± 31	47.4 ± 1.2	6166 ± 55	6447 ± 165	−0.20 ± 0.30
5371516	1017 ± 49	55.6 ± 0.6	6350 ± 81	6409 ± 170	−0.20 ± 0.30
5390438	300 ± 9	21.2 ± 0.4	4814 ± 64	4940 ± 108	−0.20 ± 0.30
5429911	438 ± 40	28.1 ± 0.6	5303 ± 74	5263 ± 118	−0.20 ± 0.30
5431016	...	48.5 ± 1.8	6601 ± 62	6941 ± 181	−0.20 ± 0.30
5431807	444 ± 11	28.4 ± 0.5	5285 ± 74	5378 ± 113	−0.20 ± 0.30
5450445	1084 ± 27	57.3 ± 0.7	6212 ± 49	6330 ± 157	−0.20 ± 0.30
5468089	1123 ± 36	57.2 ± 0.9	6728 ± 429	6504 ± 175	−0.20 ± 0.30
5512589	1224 ± 43	68.2 ± 0.7	5789 ± 56	5905 ± 160	−0.20 ± 0.30
5516982	1646 ± 75	83.4 ± 1.3	6444 ± 50	6481 ± 163	−0.20 ± 0.30
5523099	722 ± 31	41.8 ± 0.9	5488 ± 62	5531 ± 128	−0.20 ± 0.30
5530375	546 ± 26	35.3 ± 0.8	6210 ± 55	6106 ± 134	−0.20 ± 0.30
5543462	...	90.5 ± 2.0	6246 ± 54	6347 ± 181	−0.20 ± 0.30
5596656	277 ± 6	20.3 ± 0.4	5248 ± 71	5272 ± 140	−0.20 ± 0.30
5603483	324 ± 8	22.0 ± 0.3	4876 ± 79	4912 ± 85	−0.20 ± 0.30
5607242	684 ± 20	40.3 ± 0.8	5689 ± 67	5652 ± 141	−0.20 ± 0.30
5629080	428 ± 10	27.7 ± 0.6	5203 ± 94	5263 ± 143	−0.20 ± 0.30
5636956	1007 ± 36	55.4 ± 0.9	6369 ± 60	6587 ± 164	−0.20 ± 0.30
5683538	695 ± 32	42.0 ± 1.4	6366 ± 73	6386 ± 167	−0.20 ± 0.30
5686856	1081 ± 29	62.3 ± 1.7	6125 ± 55	6087 ± 130	−0.20 ± 0.30
5689219	1282 ± 76	64.8 ± 1.0	6574 ± 54	6654 ± 166	−0.20 ± 0.30
5689820	695 ± 15	41.0 ± 0.5	5114 ± 80	5071 ± 97	−0.20 ± 0.30
5723165	576 ± 17	34.5 ± 0.8	5290 ± 91	5367 ± 112	−0.20 ± 0.30
5773155	1185 ± 57	61.7 ± 2.8	6317 ± 55	6527 ± 163	−0.20 ± 0.30
5773345	1100 ± 24	57.7 ± 0.6	6214 ± 61	6459 ± 157	−0.20 ± 0.30
5774694	...	140.2 ± 4.0	...	5438 ± 144	−0.20 ± 0.30
5822889	314 ± 15	20.1 ± 0.5	5220 ± 68	5382 ± 124	−0.20 ± 0.30
5892169	492 ± 16	29.9 ± 0.4	5295 ± 79	5290 ± 118	−0.20 ± 0.30
5939450	605 ± 22	33.9 ± 0.3	...	5973 ± 183	−0.20 ± 0.30
5950854	1947 ± 66	97.4 ± 1.7	5913 ± 61	5859 ± 140	−0.20 ± 0.30
5955122	861 ± 24	49.2 ± 0.9	5930 ± 55	5966 ± 162	−0.20 ± 0.30
5961597	1258 ± 43	59.8 ± 0.9	6492 ± 53	6665 ± 168	−0.20 ± 0.30
6034893	337 ± 12	20.9 ± 0.3	5381 ± 79	5249 ± 114	−0.20 ± 0.30
6035199	328 ± 15	23.7 ± 0.4	5271 ± 69	5046 ± 101	−0.20 ± 0.30

Table 1—Continued

KIC	ν_{\max} (μHz)	$\Delta\nu$ (μHz)	SDSS T_{eff} (K)	IRFM T_{eff} (K)	[Fe/H] (dex)
6047087	1948 ± 89	93.8 ± 1.5	6189 ± 61	6195 ± 152	-0.20 ± 0.30
6049366	1083 ± 76	60.4 ± 2.3	6220 ± 62	6225 ± 167	-0.20 ± 0.30
6064910	721 ± 43	43.9 ± 0.8	6508 ± 75	7066 ± 215	-0.20 ± 0.30
6106120	593 ± 28	35.1 ± 0.6	5329 ± 58	5545 ± 127	-0.20 ± 0.30
6106415	2260 ± 53	104.1 ± 0.3	...	5639 ± 123	-0.20 ± 0.30
6116048	2107 ± 40	100.9 ± 1.4	6072 ± 49	6024 ± 208	-0.20 ± 0.30
6119013	406 ± 10	26.1 ± 2.4	5447 ± 73	5303 ± 462	-0.20 ± 0.30
6129877	1956 ± 98	92.2 ± 1.5	6064 ± 72	6089 ± 149	-0.20 ± 0.30
6145937	651 ± 20	41.5 ± 0.9	5391 ± 58	5546 ± 135	-0.20 ± 0.30
6225718	2301 ± 40	105.8 ± 0.4	...	5866 ± 123	-0.20 ± 0.30
6232600	...	95.9 ± 3.5	6435 ± 70	6556 ± 163	-0.20 ± 0.30
6287060	1572 ± 85	80.2 ± 1.5	6020 ± 53	5935 ± 151	-0.20 ± 0.30
6290627	323 ± 9	22.2 ± 0.4	5247 ± 69	5167 ± 114	-0.20 ± 0.30
6308642	733 ± 28	42.5 ± 0.7	5610 ± 56	5804 ± 133	-0.20 ± 0.30
6363365	1629 ± 80	86.3 ± 1.4	6282 ± 76	5872 ± 658	-0.20 ± 0.30
6370489	888 ± 29	51.9 ± 1.0	6302 ± 80	6324 ± 144	-0.20 ± 0.30
6421967	2316 ± 156	103.9 ± 2.2	6464 ± 73	6552 ± 168	-0.20 ± 0.30
6430804	364 ± 7	25.3 ± 0.4	5076 ± 67	5114 ± 98	-0.20 ± 0.30
6442183	1176 ± 25	64.2 ± 0.3	...	5266 ± 141	-0.20 ± 0.30
6448798	741 ± 37	42.9 ± 1.5	6349 ± 67	6421 ± 160	-0.20 ± 0.30
6450651	1131 ± 69	64.2 ± 2.9	5995 ± 69	5965 ± 537	-0.20 ± 0.30
6505044	302 ± 6	20.7 ± 0.3	4996 ± 81	4897 ± 84	-0.20 ± 0.30
6508366	926 ± 36	51.6 ± 0.8	6499 ± 46	6415 ± 170	-0.20 ± 0.30
6520835	890 ± 32	49.7 ± 0.8	6146 ± 50	6221 ± 163	-0.20 ± 0.30
6529109	1133 ± 31	59.9 ± 0.9	5806 ± 90	5806 ± 141	-0.20 ± 0.30
6530901	...	78.6 ± 1.5	6374 ± 53	6438 ± 153	-0.20 ± 0.30
6531928	451 ± 13	31.2 ± 0.6	5333 ± 64	5226 ± 117	-0.20 ± 0.30
6587236	481 ± 25	32.1 ± 1.9	6067 ± 60	6110 ± 144	-0.20 ± 0.30
6592305	842 ± 23	46.8 ± 0.6	6132 ± 55	6144 ± 139	-0.20 ± 0.30
6593461	1927 ± 338	90.8 ± 2.0	5817 ± 101	5832 ± 415	-0.20 ± 0.30
6593620	1274 ± 108	67.7 ± 2.4	5791 ± 60	5680 ± 137	-0.20 ± 0.30
6603624	2402 ± 51	110.4 ± 1.7	5612 ± 66	5611 ± 177	-0.20 ± 0.30
6605673	1273 ± 49	68.0 ± 0.9	6222 ± 60	6283 ± 151	-0.20 ± 0.30
6612225	1113 ± 33	60.2 ± 1.0	6374 ± 54	6463 ± 159	-0.20 ± 0.30
6671492	733 ± 22	42.1 ± 1.0	6103 ± 103	6331 ± 149	-0.20 ± 0.30
6679371	980 ± 29	50.2 ± 0.7	6598 ± 59	6521 ± 174	-0.20 ± 0.30
6688822	811 ± 33	47.1 ± 1.0	5563 ± 61	5621 ± 121	-0.20 ± 0.30
6689943	1682 ± 66	80.7 ± 1.5	6011 ± 54	6092 ± 141	-0.20 ± 0.30
6693861	765 ± 42	46.7 ± 1.0	5937 ± 80	5798 ± 134	-0.20 ± 0.30
6766513	883 ± 84	51.3 ± 1.1	6594 ± 77	6452 ± 165	-0.20 ± 0.30
6802438	535 ± 26	34.8 ± 0.6	5313 ± 59	5442 ± 122	-0.20 ± 0.30
6806100	900 ± 32	45.1 ± 2.6	5286 ± 83	5497 ± 145	-0.20 ± 0.30
6837853	1857 ± 110	89.8 ± 1.5	5886 ± 57	6046 ± 147	-0.20 ± 0.30
6848299	950 ± 34	56.7 ± 4.8	5437 ± 60	5342 ± 104	-0.20 ± 0.30
6853020	...	54.8 ± 1.3	6437 ± 56	6441 ± 158	-0.20 ± 0.30

Table 1—Continued

KIC	ν_{\max} (μHz)	$\Delta\nu$ (μHz)	SDSS T_{eff} (K)	IRFM T_{eff} (K)	[Fe/H] (dex)
6863041	775 ± 32	41.9 ± 1.1	5570 ± 68	5744 ± 144	−0.20 ± 0.30
6933899	1391 ± 32	72.2 ± 1.0	5841 ± 56	5828 ± 147	−0.20 ± 0.30
6947945	727 ± 15	43.9 ± 2.7	5572 ± 74	5459 ± 123	−0.20 ± 0.30
7019341	1629 ± 84	81.0 ± 3.6	5723 ± 77	5763 ± 130	−0.20 ± 0.30
7038145	764 ± 30	43.0 ± 0.7	6074 ± 58	6319 ± 153	−0.20 ± 0.30
7103006	1124 ± 54	59.5 ± 1.1	6421 ± 51	6397 ± 164	−0.20 ± 0.30
7107778	529 ± 15	31.4 ± 0.6	5129 ± 82	5045 ± 105	−0.20 ± 0.30
7133688	1146 ± 74	59.7 ± 2.1	6400 ± 63	6784 ± 173	−0.20 ± 0.30
7174470	870 ± 61	46.8 ± 1.0	6119 ± 84	6349 ± 165	−0.20 ± 0.30
7206837	1592 ± 70	78.9 ± 1.4	6392 ± 59	6398 ± 147	−0.20 ± 0.30
7216846	474 ± 22	28.8 ± 0.6	5124 ± 84	5186 ± 104	−0.20 ± 0.30
7218053	699 ± 38	40.5 ± 2.0	...	5985 ± 232	−0.20 ± 0.30
7264595	543 ± 24	36.3 ± 1.6	5778 ± 59	5847 ± 138	−0.20 ± 0.30
7282890	834 ± 49	46.0 ± 0.7	6341 ± 47	6570 ± 160	−0.20 ± 0.30
7296438	...	88.6 ± 2.1	5749 ± 56	5914 ± 131	−0.20 ± 0.30
7341231	408 ± 8	29.2 ± 0.7	...	5215 ± 215	−0.20 ± 0.30
7376493	1351 ± 63	74.9 ± 1.9	5803 ± 73	5783 ± 137	−0.20 ± 0.30
7383120	1794 ± 85	85.6 ± 2.5	6048 ± 58	6264 ± 143	−0.20 ± 0.30
7386523	919 ± 113	48.3 ± 2.0	5796 ± 67	6111 ± 153	−0.20 ± 0.30
7429287	1345 ± 34	71.2 ± 1.4	5802 ± 60	5707 ± 135	−0.20 ± 0.30
7448374	775 ± 27	44.4 ± 0.6	5676 ± 59	5822 ± 137	−0.20 ± 0.30
7465072	...	68.8 ± 3.4	6192 ± 55	6672 ± 505	−0.20 ± 0.30
7529180	1871 ± 134	85.7 ± 2.7	6682 ± 58	6735 ± 169	−0.20 ± 0.30
7530690	2175 ± 117	97.6 ± 2.7	6836 ± 62	6919 ± 166	−0.20 ± 0.30
7534011	1039 ± 32	57.3 ± 2.7	5491 ± 60	5672 ± 129	−0.20 ± 0.30
7584900	318 ± 6	21.7 ± 0.3	4955 ± 71	4891 ± 92	−0.20 ± 0.30
7591963	1096 ± 48	59.2 ± 0.9	5966 ± 61	6019 ± 147	−0.20 ± 0.30
7611858	1508 ± 122	75.7 ± 1.8	5926 ± 58	5966 ± 150	−0.20 ± 0.30
7622208	1071 ± 37	59.2 ± 1.4	6606 ± 99	6799 ± 182	−0.20 ± 0.30
7628676	477 ± 13	29.1 ± 0.5	5182 ± 69	5324 ± 109	−0.20 ± 0.30
7668623	821 ± 57	46.5 ± 0.8	6277 ± 48	6219 ± 169	−0.20 ± 0.30
7680114	1684 ± 47	85.1 ± 1.3	5800 ± 56	5955 ± 142	−0.20 ± 0.30
7700968	2082 ± 130	102.6 ± 2.9	5982 ± 75	5762 ± 131	−0.20 ± 0.30
7739672	1362 ± 133	66.1 ± 1.5	6069 ± 55	6233 ± 152	−0.20 ± 0.30
7747078	936 ± 32	53.9 ± 0.3	...	5418 ± 176	−0.20 ± 0.30
7771282	1456 ± 96	72.6 ± 1.7	6407 ± 74	6626 ± 156	−0.20 ± 0.30
7799349	561 ± 13	33.7 ± 0.4	5038 ± 71	5050 ± 101	−0.20 ± 0.30
7799430	468 ± 12	31.1 ± 0.7	5120 ± 66	4994 ± 103	−0.20 ± 0.30
7800289	592 ± 30	33.5 ± 0.6	6422 ± 53	6567 ± 163	−0.20 ± 0.30
7833440	1118 ± 80	66.2 ± 1.1	6327 ± 59	6354 ± 162	−0.20 ± 0.30
7870112	1382 ± 92	70.0 ± 1.3	5656 ± 79	5719 ± 131	−0.20 ± 0.30
7871531	...	153.3 ± 3.6	5378 ± 57	5237 ± 153	−0.20 ± 0.30
7880676	1017 ± 43	53.7 ± 1.0	6269 ± 56	6050 ± 180	−0.20 ± 0.30
7910848	...	73.3 ± 1.4	6074 ± 56	6325 ± 155	−0.20 ± 0.30
7914731	583 ± 32	34.6 ± 1.5	5633 ± 67	6158 ± 174	−0.20 ± 0.30

Table 1—Continued

KIC	ν_{\max} (μHz)	$\Delta\nu$ (μHz)	SDSS T_{eff} (K)	IRFM T_{eff} (K)	[Fe/H] (dex)
7938112	1196 ± 82	62.5 ± 2.0	6520 ± 70	5090 ± 242	-0.20 ± 0.30
7940546	1059 ± 25	58.5 ± 0.5	6350 ± 111	6191 ± 218	-0.20 ± 0.30
7970740	...	173.6 ± 4.1	5394 ± 56	...	-0.20 ± 0.30
7976303	851 ± 20	51.7 ± 0.6	6304 ± 46	6243 ± 153	-0.20 ± 0.30
8006161	3481 ± 133	149.3 ± 1.8	5264 ± 104	5354 ± 130	-0.20 ± 0.30
8012842	2000 ± 251	95.8 ± 2.3	5849 ± 58	5961 ± 144	-0.20 ± 0.30
8016496	1053 ± 48	55.0 ± 1.2	6446 ± 73	6566 ± 160	-0.20 ± 0.30
8018599	...	28.2 ± 0.6	6013 ± 62	6145 ± 144	-0.20 ± 0.30
8019508	658 ± 35	37.7 ± 2.0	6211 ± 55	6399 ± 160	-0.20 ± 0.30
8026226	545 ± 22	34.5 ± 0.6	6319 ± 54	6372 ± 162	-0.20 ± 0.30
8027956	1229 ± 92	65.3 ± 1.6	5967 ± 70	6027 ± 149	-0.20 ± 0.30
8045442	...	31.8 ± 0.6	5853 ± 76	6088 ± 145	-0.20 ± 0.30
8106950	1099 ± 72	64.1 ± 1.5	6098 ± 63	5951 ± 140	-0.20 ± 0.30
8114155	1382 ± 83	73.7 ± 1.6	5761 ± 60	5920 ± 140	-0.20 ± 0.30
8150065	1818 ± 73	88.5 ± 1.8	6265 ± 58	6275 ± 157	-0.20 ± 0.30
8172589	776 ± 72	46.7 ± 2.3	5600 ± 58	5604 ± 204	-0.20 ± 0.30
8174170	813 ± 32	46.3 ± 2.6	5983 ± 64	6114 ± 140	-0.20 ± 0.30
8174981	1000 ± 38	53.9 ± 1.2	6065 ± 53	6164 ± 148	-0.20 ± 0.30
8176564	1515 ± 49	77.4 ± 1.4	6109 ± 51	6124 ± 145	-0.20 ± 0.30
8179536	2070 ± 92	95.0 ± 2.0	6418 ± 50	6425 ± 153	-0.20 ± 0.30
8179643	1033 ± 41	56.4 ± 2.0	6280 ± 61	6358 ± 151	-0.20 ± 0.30
8179973	341 ± 9	22.8 ± 0.2	4949 ± 60	5041 ± 99	-0.20 ± 0.30
8216936	1117 ± 65	58.6 ± 2.3	6437 ± 50	6740 ± 187	-0.20 ± 0.30
8228742	1171 ± 34	61.8 ± 0.6	6130 ± 51	6219 ± 160	-0.20 ± 0.30
8241455	707 ± 47	41.8 ± 0.6	6262 ± 66	6308 ± 143	-0.20 ± 0.30
8249189	1332 ± 92	68.1 ± 5.8	6432 ± 65	6505 ± 167	-0.20 ± 0.30
8289241	1808 ± 118	95.1 ± 2.8	6306 ± 52	6301 ± 156	-0.20 ± 0.30
8298626	1861 ± 69	91.4 ± 1.6	6211 ± 84	6024 ± 151	-0.20 ± 0.30
8321567	1321 ± 78	71.0 ± 1.0	5744 ± 58	5884 ± 131	-0.20 ± 0.30
8360349	726 ± 27	41.0 ± 0.6	6258 ± 49	6392 ± 153	-0.20 ± 0.30
8367710	1085 ± 52	56.1 ± 1.1	6352 ± 66	6537 ± 174	-0.20 ± 0.30
8377423	1005 ± 102	52.7 ± 3.2	6059 ± 57	6390 ± 534	-0.20 ± 0.30
8379927	2868 ± 73	120.5 ± 1.0	6034 ± 74	5956 ± 196	-0.20 ± 0.30
8391021	1595 ± 45	79.7 ± 1.4	6250 ± 51	6409 ± 162	-0.20 ± 0.30
8394589	2165 ± 124	109.5 ± 1.9	6251 ± 54	6168 ± 144	-0.20 ± 0.30
8408931	577 ± 26	34.0 ± 0.6	6252 ± 120	6391 ± 153	-0.20 ± 0.30
8414062	...	69.5 ± 1.8	6578 ± 61	6426 ± 160	-0.20 ± 0.30
8416311	865 ± 40	48.8 ± 0.8	6446 ± 60	6539 ± 158	-0.20 ± 0.30
8420801	1287 ± 86	67.4 ± 1.8	6506 ± 73	6494 ± 162	-0.20 ± 0.30
8424992	2670 ± 127	121.0 ± 3.3	5807 ± 57	5805 ± 139	-0.20 ± 0.30
8435400	805 ± 33	44.6 ± 1.8	6322 ± 59	6619 ± 159	-0.20 ± 0.30
8491374	1022 ± 94	57.5 ± 2.2	6520 ± 65	6533 ± 155	-0.20 ± 0.30
8493735	615 ± 25	38.7 ± 1.0	5965 ± 109	6073 ± 143	-0.20 ± 0.30
8493800	1850 ± 109	83.6 ± 1.8	6241 ± 73	6209 ± 152	-0.20 ± 0.30
8499940	1323 ± 100	69.4 ± 1.0	6023 ± 58	6068 ± 140	-0.20 ± 0.30

Table 1—Continued

KIC	ν_{\max} (μHz)	$\Delta\nu$ (μHz)	SDSS T_{eff} (K)	IRFM T_{eff} (K)	[Fe/H] (dex)
8516041	1867 ± 124	96.3 ± 2.9	6214 ± 65	6407 ± 152	−0.20 ± 0.30
8524425	1081 ± 28	59.4 ± 0.6	5667 ± 57	5693 ± 140	−0.20 ± 0.30
8547279	383 ± 32	25.6 ± 1.1	5174 ± 68	5055 ± 214	−0.20 ± 0.30
8561221	467 ± 23	29.6 ± 0.4	5229 ± 60	5367 ± 124	−0.20 ± 0.30
8574769	1333 ± 68	71.4 ± 1.6	5437 ± 70	5661 ± 123	−0.20 ± 0.30
8579578	949 ± 96	50.1 ± 0.9	6308 ± 45	6491 ± 167	−0.20 ± 0.30
8621637	1032 ± 47	57.1 ± 1.4	5737 ± 75	5843 ± 135	−0.20 ± 0.30
8656342	...	71.4 ± 1.4	6074 ± 71	6317 ± 152	−0.20 ± 0.30
8677016	1876 ± 163	92.3 ± 5.8	6248 ± 75	5892 ± 134	−0.20 ± 0.30
8694723	1456 ± 43	75.3 ± 0.8	6351 ± 62	6407 ± 157	−0.20 ± 0.30
8696343	2400 ± 104	110.1 ± 3.3	6178 ± 65	6071 ± 138	−0.20 ± 0.30
8702606	664 ± 16	39.9 ± 0.5	5511 ± 85	5582 ± 124	−0.20 ± 0.30
8738809	893 ± 25	48.7 ± 0.8	6058 ± 59	6255 ± 166	−0.20 ± 0.30
8751420	598 ± 13	34.7 ± 0.4	...	4809 ± 120	−0.20 ± 0.30
8760414	2384 ± 121	117.4 ± 0.4	...	5612 ± 144	−0.20 ± 0.30
8776961	1208 ± 33	64.7 ± 1.3	5777 ± 72	5920 ± 146	−0.20 ± 0.30
8802782	784 ± 54	44.9 ± 1.7	6089 ± 68	6273 ± 157	−0.20 ± 0.30
8817551	740 ± 34	42.7 ± 0.8	5720 ± 57	6005 ± 148	−0.20 ± 0.30
8868481	673 ± 42	40.4 ± 1.3	5779 ± 67	5760 ± 134	−0.20 ± 0.30
8915084	1594 ± 59	79.1 ± 1.4	5817 ± 60	5991 ± 143	−0.20 ± 0.30
8938364	1681 ± 37	85.8 ± 1.1	5965 ± 62	5741 ± 150	−0.20 ± 0.30
8940939	1535 ± 63	77.4 ± 1.8	6343 ± 58	6220 ± 159	−0.20 ± 0.30
8950146	2096 ± 166	94.9 ± 2.5	6374 ± 60	6414 ± 150	−0.20 ± 0.30
8952800	982 ± 27	53.6 ± 1.1	6122 ± 55	6148 ± 151	−0.20 ± 0.30
8956017	1234 ± 51	62.2 ± 2.2	6605 ± 86	6795 ± 180	−0.20 ± 0.30
8981766	1277 ± 32	63.1 ± 1.6	6237 ± 72	6741 ± 447	−0.20 ± 0.30
9005973	1560 ± 141	82.6 ± 2.0	6131 ± 57	5957 ± 142	−0.20 ± 0.30
9025370	2653 ± 215	132.8 ± 1.9	5659 ± 73	5727 ± 151	−0.20 ± 0.30
9026479	709 ± 19	42.4 ± 0.9	5601 ± 69	5592 ± 120	−0.20 ± 0.30
9026685	1123 ± 48	62.2 ± 1.4	5618 ± 58	5652 ± 128	−0.20 ± 0.30
9049593	1918 ± 133	86.3 ± 2.1	5788 ± 59	6240 ± 165	−0.20 ± 0.30
9051235	960 ± 68	49.4 ± 1.2	5669 ± 65	6269 ± 164	−0.20 ± 0.30
9073645	735 ± 36	43.7 ± 1.5	6438 ± 64	6480 ± 172	−0.20 ± 0.30
9073950	287 ± 8	20.5 ± 0.3	5281 ± 70	5146 ± 101	−0.20 ± 0.30
9093289	1701 ± 233	87.1 ± 2.8	6285 ± 57	6432 ± 150	−0.20 ± 0.30
9098294	2233 ± 75	108.8 ± 1.7	6020 ± 51	5972 ± 146	−0.20 ± 0.30
9116461	2334 ± 197	104.7 ± 2.3	6470 ± 47	6678 ± 171	−0.20 ± 0.30
9119139	1137 ± 65	61.0 ± 1.7	5475 ± 74	5877 ± 132	−0.20 ± 0.30
9138680	693 ± 31	41.6 ± 0.7	5990 ± 60	6104 ± 147	−0.20 ± 0.30
9139151	2705 ± 163	117.2 ± 2.1	6134 ± 48	6204 ± 151	−0.20 ± 0.30
9139163	1608 ± 58	81.3 ± 1.1	6405 ± 44	6527 ± 174	−0.20 ± 0.30
9143749	1211 ± 53	65.0 ± 1.4	6075 ± 76	5899 ± 129	−0.20 ± 0.30
9150095	261 ± 6	18.0 ± 0.8	5028 ± 68	5060 ± 101	−0.20 ± 0.30
9158609	...	25.2 ± 2.1	4964 ± 85	4954 ± 301	−0.20 ± 0.30
9163769	1814 ± 100	81.2 ± 1.7	6438 ± 100	6687 ± 169	−0.20 ± 0.30

Table 1—Continued

KIC	ν_{\max} (μHz)	$\Delta\nu$ (μHz)	SDSS T_{eff} (K)	IRFM T_{eff} (K)	[Fe/H] (dex)
9201604	396 ± 9	26.3 ± 0.9	5230 ± 73	5120 ± 113	−0.20 ± 0.30
9202077	1136 ± 40	58.2 ± 0.7	6119 ± 70	6128 ± 135	−0.20 ± 0.30
9204313	1373 ± 78	74.2 ± 1.5	5853 ± 57	5756 ± 138	−0.20 ± 0.30
9206432	1853 ± 46	84.7 ± 1.3	6494 ± 46	6652 ± 172	−0.20 ± 0.30
9225600	1248 ± 88	64.8 ± 1.8	6262 ± 56	6444 ± 161	−0.20 ± 0.30
9226926	1520 ± 76	73.2 ± 1.4	7149 ± 132	6859 ± 162	−0.20 ± 0.30
9266926	1374 ± 78	75.3 ± 1.7	5971 ± 63	5801 ± 137	−0.20 ± 0.30
9273544	1419 ± 50	75.5 ± 1.9	6125 ± 55	6068 ± 139	−0.20 ± 0.30
9287845	912 ± 69	46.9 ± 1.9	6488 ± 62	6852 ± 178	−0.20 ± 0.30
9289275	1288 ± 40	66.4 ± 0.9	6227 ± 48	6290 ± 155	−0.20 ± 0.30
9292130	845 ± 29	49.0 ± 1.0	6176 ± 52	6332 ± 159	−0.20 ± 0.30
9328372	1339 ± 109	67.4 ± 2.9	6572 ± 80	6475 ± 162	−0.20 ± 0.30
9335972	802 ± 20	46.2 ± 1.6	5784 ± 63	5932 ± 225	−0.20 ± 0.30
9353712	926 ± 46	51.3 ± 0.8	6416 ± 56	6599 ± 162	−0.20 ± 0.30
9353859	385 ± 14	24.0 ± 0.8	5284 ± 85	5379 ± 110	−0.20 ± 0.30
9390670	1386 ± 157	70.6 ± 2.1	6246 ± 50	6343 ± 149	−0.20 ± 0.30
9394953	1218 ± 52	65.3 ± 0.9	6018 ± 65	5779 ± 133	−0.20 ± 0.30
9402223	655 ± 28	38.9 ± 1.0	6350 ± 52	6510 ± 171	−0.20 ± 0.30
9410862	2261 ± 80	107.0 ± 1.9	6230 ± 53	6143 ± 148	−0.20 ± 0.30
9414381	870 ± 21	48.9 ± 1.1	5495 ± 100	5797 ± 123	−0.20 ± 0.30
9414417	1070 ± 50	60.3 ± 0.8	6278 ± 52	6512 ± 165	−0.20 ± 0.30
9446628	1031 ± 76	56.1 ± 2.5	6298 ± 59	6371 ± 172	−0.20 ± 0.30
9451741	2079 ± 105	94.4 ± 1.9	5835 ± 68	5834 ± 130	−0.20 ± 0.30
9455860	1461 ± 113	71.7 ± 2.6	6716 ± 59	...	−0.20 ± 0.30
9457728	1035 ± 47	59.7 ± 0.9	6390 ± 49	6383 ± 158	−0.20 ± 0.30
9458636	1176 ± 62	67.5 ± 1.5	6220 ± 56	6235 ± 158	−0.20 ± 0.30
9468847	1076 ± 46	61.5 ± 1.0	6064 ± 52	6160 ± 141	−0.20 ± 0.30
9512063	855 ± 42	49.9 ± 1.9	5977 ± 58	5953 ± 139	−0.20 ± 0.30
9542776	...	40.8 ± 3.1	6343 ± 87	6827 ± 171	−0.20 ± 0.30
9574283	455 ± 10	30.0 ± 0.8	5431 ± 64	5167 ± 114	−0.20 ± 0.30
9579208	1129 ± 40	61.7 ± 1.1	6422 ± 56	6498 ± 160	−0.20 ± 0.30
9641837	820 ± 23	47.2 ± 1.0	6270 ± 51	6268 ± 152	−0.20 ± 0.30
9664694	722 ± 27	41.2 ± 1.1	6080 ± 55	6595 ± 168	−0.20 ± 0.30
9693187	1462 ± 50	79.7 ± 1.1	5790 ± 55	5718 ± 161	−0.20 ± 0.30
9696358	1006 ± 91	51.9 ± 1.5	6321 ± 137	6315 ± 160	−0.20 ± 0.30
9697131	1196 ± 80	60.2 ± 1.2	6491 ± 69	6545 ± 166	−0.20 ± 0.30
9700430	1623 ± 94	78.9 ± 1.5	6111 ± 90	6058 ± 145	−0.20 ± 0.30
9702369	1968 ± 62	93.6 ± 1.4	6431 ± 50	6460 ± 164	−0.20 ± 0.30
9702752	1276 ± 45	67.2 ± 0.5	5770 ± 62	5823 ± 130	−0.20 ± 0.30
9715099	...	40.7 ± 0.7	6225 ± 53	6448 ± 162	−0.20 ± 0.30
9754284	1496 ± 90	73.8 ± 1.5	6182 ± 54	6238 ± 157	−0.20 ± 0.30
9757640	1142 ± 86	61.7 ± 1.0	5506 ± 94	5686 ± 118	−0.20 ± 0.30
9762786	1044 ± 36	56.9 ± 3.6	6482 ± 52	6572 ± 253	−0.20 ± 0.30
9768011	918 ± 48	57.0 ± 3.2	6630 ± 68	6586 ± 420	−0.20 ± 0.30
9778067	890 ± 46	50.0 ± 1.7	6433 ± 90	6418 ± 160	−0.20 ± 0.30

Table 1—Continued

KIC	ν_{\max} (μHz)	$\Delta\nu$ (μHz)	SDSS T_{eff} (K)	IRFM T_{eff} (K)	[Fe/H] (dex)
9787965	912 ± 60	53.4 ± 2.3	6200 ± 65	6402 ± 149	-0.20 ± 0.30
9788260	471 ± 18	29.3 ± 0.6	5354 ± 58	5525 ± 119	-0.20 ± 0.30
9791157	984 ± 43	54.4 ± 1.0	5852 ± 63	6159 ± 160	-0.20 ± 0.30
9812421	423 ± 12	27.7 ± 0.9	5265 ± 63	5191 ± 103	-0.20 ± 0.30
9812850	1195 ± 60	64.9 ± 1.1	6407 ± 47	6364 ± 167	-0.20 ± 0.30
9821513	1188 ± 49	60.0 ± 1.1	6550 ± 65	6492 ± 167	-0.20 ± 0.30
9880787	893 ± 33	51.3 ± 0.9	6074 ± 56	5957 ± 145	-0.20 ± 0.30
9893470	426 ± 30	28.1 ± 0.5	5936 ± 56	6134 ± 144	-0.20 ± 0.30
9897838	511 ± 8	33.5 ± 0.4	5179 ± 61	...	-0.20 ± 0.30
9903271	357 ± 7	24.2 ± 0.2	4907 ± 80	4828 ± 84	-0.20 ± 0.30
9908400	657 ± 65	36.1 ± 0.6	6000 ± 55	6273 ± 391	-0.20 ± 0.30
9955598	3148 ± 353	152.5 ± 3.1	5434 ± 77	5357 ± 155	-0.20 ± 0.30
9962623	1543 ± 164	82.2 ± 2.5	5913 ± 166	5709 ± 128	-0.20 ± 0.30
10003270	775 ± 40	42.8 ± 0.9	6594 ± 69	6634 ± 166	-0.20 ± 0.30
10016239	2261 ± 68	102.7 ± 2.0	6482 ± 51	6511 ± 157	-0.20 ± 0.30
10018963	987 ± 32	55.5 ± 0.5	6271 ± 46	6142 ± 155	-0.20 ± 0.30
10019747	1248 ± 41	66.7 ± 1.5	5769 ± 65	5649 ± 122	-0.20 ± 0.30
10024648	1076 ± 36	56.5 ± 0.7	6409 ± 157	6234 ± 145	-0.20 ± 0.30
10025841	1541 ± 120	75.5 ± 1.5	5738 ± 187	5949 ± 134	-0.20 ± 0.30
10068307	951 ± 30	53.9 ± 0.5	6332 ± 45	6182 ± 164	-0.20 ± 0.30
10070754	2180 ± 113	102.3 ± 2.5	6550 ± 58	6483 ± 167	-0.20 ± 0.30
10074716	1664 ± 110	83.3 ± 2.2	6064 ± 91	5979 ± 137	-0.20 ± 0.30
10079226	2689 ± 93	116.4 ± 1.9	6078 ± 50	6020 ± 145	-0.20 ± 0.30
10081026	714 ± 41	43.4 ± 1.1	6503 ± 61	6639 ± 169	-0.20 ± 0.30
10088136	364 ± 12	24.8 ± 1.1	5301 ± 83	5132 ± 101	-0.20 ± 0.30
10118942	774 ± 38	46.2 ± 0.9	6362 ± 61	6223 ± 154	-0.20 ± 0.30
10129349	...	81.1 ± 1.8	6699 ± 56	...	-0.20 ± 0.30
10130724	...	112.9 ± 1.6	5648 ± 70	5443 ± 233	-0.20 ± 0.30
10130853	294 ± 7	20.3 ± 0.6	4945 ± 78	4836 ± 94	-0.20 ± 0.30
10147635	634 ± 20	37.4 ± 0.5	6155 ± 66	6173 ± 147	-0.20 ± 0.30
10162436	968 ± 49	55.6 ± 0.7	6346 ± 108	6330 ± 159	-0.20 ± 0.30
10186764	1310 ± 61	68.4 ± 1.5	6488 ± 74	6161 ± 142	-0.20 ± 0.30
10202294	1096 ± 50	57.8 ± 0.9	5803 ± 66	5887 ± 131	-0.20 ± 0.30
10214328	1223 ± 89	59.9 ± 1.4	6923 ± 80	6845 ± 169	-0.20 ± 0.30
10215584	...	114.7 ± 3.1	5995 ± 57	5848 ± 124	-0.20 ± 0.30
10272858	341 ± 7	23.1 ± 0.8	5208 ± 68	5113 ± 100	-0.20 ± 0.30
10272923	488 ± 10	30.7 ± 0.5	5078 ± 74	4967 ± 101	-0.20 ± 0.30
10290021	1023 ± 52	54.6 ± 0.7	6215 ± 56	6177 ± 151	-0.20 ± 0.30
10295224	...	38.7 ± 1.3	6091 ± 50	6211 ± 156	-0.20 ± 0.30
10319352	1360 ± 302	78.6 ± 2.7	5659 ± 63	5743 ± 133	-0.20 ± 0.30
10322381	1657 ± 155	86.6 ± 4.3	6464 ± 63	6333 ± 150	-0.20 ± 0.30
10324098	896 ± 48	49.6 ± 1.0	6370 ± 68	6381 ± 155	-0.20 ± 0.30
10351059	1329 ± 68	65.0 ± 0.9	6530 ± 58	6612 ± 163	-0.20 ± 0.30
10355856	1330 ± 42	66.8 ± 0.9	6558 ± 56	6502 ± 157	-0.20 ± 0.30
10385708	1232 ± 101	64.4 ± 0.9	6036 ± 55	6045 ± 145	-0.20 ± 0.30

Table 1—Continued

KIC	ν_{\max} (μHz)	$\Delta\nu$ (μHz)	SDSS T_{eff} (K)	IRFM T_{eff} (K)	[Fe/H] (dex)
10394814	372 ± 8	25.4 ± 0.7	5156 ± 64	5034 ± 104	-0.20 ± 0.30
10398597	973 ± 85	57.6 ± 1.5	6412 ± 65	6527 ± 162	-0.20 ± 0.30
10417911	1022 ± 61	56.1 ± 2.8	5545 ± 63	5669 ± 127	-0.20 ± 0.30
10454113	2261 ± 62	103.8 ± 1.3	6197 ± 45	6039 ± 226	-0.20 ± 0.30
10462940	2487 ± 151	103.5 ± 2.8	6265 ± 48	6248 ± 156	-0.20 ± 0.30
10491771	1698 ± 93	81.1 ± 2.0	6601 ± 48	6810 ± 203	-0.20 ± 0.30
10516096	1700 ± 30	84.6 ± 1.1	6123 ± 48	6092 ± 146	-0.20 ± 0.30
10518551	877 ± 27	50.0 ± 1.0	6242 ± 60	6171 ± 157	-0.20 ± 0.30
10593351	508 ± 18	31.9 ± 0.8	5927 ± 81	...	-0.20 ± 0.30
10610027	1687 ± 180	85.9 ± 3.0	6704 ± 58	6806 ± 184	-0.20 ± 0.30
10644253	2819 ± 131	123.6 ± 2.7	6069 ± 50	6105 ± 145	-0.20 ± 0.30
10655953	...	105.6 ± 3.6	6594 ± 61	6444 ± 157	-0.20 ± 0.30
10670371	533 ± 22	31.3 ± 0.9	5334 ± 71	5240 ± 114	-0.20 ± 0.30
10709834	1447 ± 66	67.2 ± 1.0	6754 ± 56	6857 ± 170	-0.20 ± 0.30
10712891	516 ± 19	31.3 ± 0.5	5358 ± 109	5217 ± 118	-0.20 ± 0.30
10717090	1612 ± 127	77.4 ± 2.4	5817 ± 74	5880 ± 137	-0.20 ± 0.30
10727922	979 ± 56	55.4 ± 2.9	6319 ± 66	6171 ± 157	-0.20 ± 0.30
10731424	670 ± 45	37.6 ± 2.3	6432 ± 65	6553 ± 181	-0.20 ± 0.30
10732098	1082 ± 37	62.1 ± 1.1	5796 ± 67	5813 ± 149	-0.20 ± 0.30
10794845	2778 ± 447	116.3 ± 3.6	6398 ± 55	6258 ± 162	-0.20 ± 0.30
10858780	1382 ± 87	77.0 ± 3.8	5672 ± 60	5731 ± 223	-0.20 ± 0.30
10873176	821 ± 27	49.6 ± 0.9	6517 ± 89	6282 ± 154	-0.20 ± 0.30
10909629	839 ± 37	49.4 ± 1.0	6501 ± 61	6383 ± 157	-0.20 ± 0.30
10923629	711 ± 37	42.5 ± 0.8	6195 ± 87	6353 ± 164	-0.20 ± 0.30
10937782	269 ± 5	19.3 ± 0.6	5199 ± 68	5104 ± 109	-0.20 ± 0.30
10959362	835 ± 53	46.0 ± 1.7	5806 ± 94	5983 ± 135	-0.20 ± 0.30
10963065	2184 ± 62	103.0 ± 1.0	6316 ± 45	6080 ± 200	-0.20 ± 0.30
10971974	2377 ± 250	106.2 ± 3.5	6030 ± 58	5941 ± 150	-0.20 ± 0.30
10972252	817 ± 30	44.4 ± 0.9	6237 ± 60	6312 ± 175	-0.20 ± 0.30
10972873	1040 ± 32	58.2 ± 0.9	5928 ± 64	5795 ± 149	-0.20 ± 0.30
10976896	743 ± 28	45.0 ± 0.9	5628 ± 58	...	-0.20 ± 0.30
10990438	309 ± 11	20.8 ± 0.5	5226 ± 75	5110 ± 105	-0.20 ± 0.30
11021413	811 ± 20	48.5 ± 0.7	5452 ± 72	5444 ± 123	-0.20 ± 0.30
11026764	895 ± 29	50.5 ± 0.6	5722 ± 57	5859 ± 140	-0.20 ± 0.30
11027406	1656 ± 59	88.2 ± 1.6	6250 ± 94	6006 ± 145	-0.20 ± 0.30
11070918	1320 ± 127	67.2 ± 1.2	...	6378 ± 185	-0.20 ± 0.30
11074380	576 ± 19	35.1 ± 1.1	5154 ± 87	5051 ± 461	-0.20 ± 0.30
11075448	1687 ± 139	78.1 ± 1.9	6470 ± 68	6650 ± 169	-0.20 ± 0.30
11075456	1803 ± 449	84.7 ± 1.8	6513 ± 58	6607 ± 359	-0.20 ± 0.30
11081729	1990 ± 84	89.9 ± 1.4	6605 ± 51	6682 ± 166	-0.20 ± 0.30
11082784	841 ± 35	46.3 ± 1.8	5923 ± 62	5963 ± 152	-0.20 ± 0.30
11083308	902 ± 39	51.2 ± 1.3	6234 ± 65	6353 ± 159	-0.20 ± 0.30
11098033	921 ± 113	46.6 ± 1.7	6358 ± 66	6217 ± 148	-0.20 ± 0.30
11127479	1899 ± 68	90.6 ± 2.5	5998 ± 57	6062 ± 148	-0.20 ± 0.30
11133100	833 ± 56	43.1 ± 2.1	6222 ± 51	6316 ± 163	-0.20 ± 0.30

Table 1—Continued

KIC	ν_{\max} (μHz)	$\Delta\nu$ (μHz)	SDSS T_{eff} (K)	IRFM T_{eff} (K)	[Fe/H] (dex)
11137075	1167 ± 32	65.2 ± 1.3	5604 ± 73	5615 ± 130	-0.20 ± 0.30
11138101	...	43.8 ± 1.3	6218 ± 58	6323 ± 149	-0.20 ± 0.30
11188219	1843 ± 106	95.6 ± 3.4	6024 ± 62	...	-0.20 ± 0.30
11189107	873 ± 74	47.0 ± 2.6	6795 ± 94	6855 ± 181	-0.20 ± 0.30
11193681	749 ± 36	42.1 ± 0.7	5697 ± 77	5802 ± 136	-0.20 ± 0.30
11229052	1643 ± 110	84.0 ± 1.2	6495 ± 51	6405 ± 151	-0.20 ± 0.30
11244118	1420 ± 31	71.3 ± 0.9	5618 ± 64	5856 ± 132	-0.20 ± 0.30
11253226	1638 ± 48	77.2 ± 1.0	6682 ± 51	6766 ± 180	-0.20 ± 0.30
11294717	1051 ± 85	58.8 ± 1.5	5640 ± 56	5825 ± 139	-0.20 ± 0.30
11307875	297 ± 11	19.9 ± 0.2	5136 ± 87	5073 ± 102	-0.20 ± 0.30
11389393	1145 ± 68	60.5 ± 1.8	6174 ± 66	6203 ± 153	-0.20 ± 0.30
11389437	1234 ± 48	67.8 ± 1.0	6158 ± 53	6144 ± 138	-0.20 ± 0.30
11401156	571 ± 14	36.0 ± 0.5	5115 ± 86	5117 ± 109	-0.20 ± 0.30
11401708	684 ± 17	40.0 ± 0.6	5859 ± 63	5951 ± 152	-0.20 ± 0.30
11414712	707 ± 20	43.5 ± 0.7	5673 ± 61	5642 ± 137	-0.20 ± 0.30
11453915	2455 ± 165	110.3 ± 2.2	6608 ± 58	6383 ± 158	-0.20 ± 0.30
11454149	2531 ± 176	114.7 ± 4.0	6435 ± 52	6327 ± 158	-0.20 ± 0.30
11456910	1307 ± 83	68.7 ± 2.4	6386 ± 61	6216 ± 424	-0.20 ± 0.30
11460626	796 ± 63	47.3 ± 0.9	6176 ± 62	6102 ± 144	-0.20 ± 0.30
11467550	964 ± 71	54.3 ± 1.0	6146 ± 58	6281 ± 159	-0.20 ± 0.30
11496573	351 ± 12	23.2 ± 0.5	5218 ± 90	5064 ± 108	-0.20 ± 0.30
11502597	1308 ± 34	69.6 ± 1.6	5798 ± 59	5882 ± 153	-0.20 ± 0.30
11506988	1056 ± 81	58.7 ± 1.0	6438 ± 289	6351 ± 150	-0.20 ± 0.30
11507653	1359 ± 217	70.0 ± 2.3	5916 ± 74	5877 ± 137	-0.20 ± 0.30
11554100	304 ± 7	21.1 ± 0.5	4913 ± 78	4854 ± 97	-0.20 ± 0.30
11558593	449 ± 28	28.5 ± 0.4	5309 ± 60	5228 ± 110	-0.20 ± 0.30
11611414	1162 ± 127	68.3 ± 3.3	6279 ± 55	6420 ± 163	-0.20 ± 0.30
11620833	351 ± 14	22.3 ± 0.3	5026 ± 75	4992 ± 99	-0.20 ± 0.30
11674236	851 ± 74	50.7 ± 1.4	5413 ± 65	5595 ± 125	-0.20 ± 0.30
11708273	1372 ± 120	72.8 ± 1.8	5959 ± 96	6036 ± 151	-0.20 ± 0.30
11709205	270 ± 7	18.8 ± 0.4	4882 ± 71	4801 ± 87	-0.20 ± 0.30
11713510	1241 ± 33	68.9 ± 0.9	5941 ± 58	5879 ± 142	-0.20 ± 0.30
11717120	585 ± 8	37.4 ± 0.9	5209 ± 59	5102 ± 100	-0.20 ± 0.30
11722551	751 ± 10	43.7 ± 0.4	4997 ± 78	5013 ± 100	-0.20 ± 0.30
11723674	686 ± 43	41.4 ± 0.9	6246 ± 63	6442 ± 157	-0.20 ± 0.30
11757831	1251 ± 63	64.1 ± 1.4	6754 ± 70	...	-0.20 ± 0.30
11771760	535 ± 19	32.4 ± 0.7	6075 ± 70	6120 ± 144	-0.20 ± 0.30
11802939	...	36.7 ± 1.8	6045 ± 82	6076 ± 143	-0.20 ± 0.30
11802968	511 ± 12	33.9 ± 0.6	5083 ± 74	4940 ± 98	-0.20 ± 0.30
11809558	503 ± 13	30.5 ± 0.4	5089 ± 105	5019 ± 114	-0.20 ± 0.30
11817562	713 ± 46	41.1 ± 0.7	6247 ± 58	6343 ± 154	-0.20 ± 0.30
11862119	1482 ± 72	79.3 ± 3.3	6271 ± 56	6184 ± 158	-0.20 ± 0.30
11873252	269 ± 8	20.6 ± 1.1	5199 ± 68	5087 ± 196	-0.20 ± 0.30
11911418	580 ± 17	36.5 ± 0.4	5629 ± 72	5511 ± 127	-0.20 ± 0.30
11919192	903 ± 48	46.8 ± 1.7	6788 ± 81	6827 ± 163	-0.20 ± 0.30

Table 1—Continued

KIC	ν_{\max} (μHz)	$\Delta\nu$ (μHz)	SDSS T_{eff} (K)	IRFM T_{eff} (K)	[Fe/H] (dex)
11962180	1041 \pm 47	56.1 \pm 2.6	6329 \pm 80	6390 \pm 157	-0.20 \pm 0.30
11968749	...	18.5 \pm 0.4	5136 \pm 70	...	-0.20 \pm 0.30
11971746	1911 \pm 124	90.8 \pm 2.1	5952 \pm 75	6059 \pm 158	-0.20 \pm 0.30
12009504	1826 \pm 40	88.5 \pm 1.2	6270 \pm 61	6271 \pm 171	-0.20 \pm 0.30
12011630	2561 \pm 169	129.3 \pm 2.1	5817 \pm 85	5740 \pm 150	-0.20 \pm 0.30
12020532	372 \pm 19	23.0 \pm 0.5	5392 \pm 81	5401 \pm 118	-0.20 \pm 0.30
12055375	1311 \pm 112	73.9 \pm 3.6	5991 \pm 75	5810 \pm 144	-0.20 \pm 0.30
12058443	354 \pm 8	24.4 \pm 0.3	4986 \pm 81	4931 \pm 103	-0.20 \pm 0.30
12069127	829 \pm 41	48.2 \pm 0.9	6476 \pm 66	6554 \pm 162	-0.20 \pm 0.30
12069569	737 \pm 64	44.7 \pm 1.8	6357 \pm 59	6544 \pm 165	-0.20 \pm 0.30
12117868	1859 \pm 94	93.7 \pm 2.6	6160 \pm 51	6168 \pm 144	-0.20 \pm 0.30
12156916	1412 \pm 93	76.6 \pm 1.1	6546 \pm 56	6510 \pm 175	-0.20 \pm 0.30
12253255	897 \pm 68	46.9 \pm 1.4	6457 \pm 64	...	-0.20 \pm 0.30
12258514	1440 \pm 43	74.8 \pm 0.8	5990 \pm 85	6026 \pm 150	-0.20 \pm 0.30
12265063	1314 \pm 139	67.9 \pm 1.5	6189 \pm 60	6084 \pm 142	-0.20 \pm 0.30
12304142	1252 \pm 44	63.9 \pm 0.8	6186 \pm 56	6265 \pm 161	-0.20 \pm 0.30
12307366	325 \pm 8	21.5 \pm 0.4	5064 \pm 79	5108 \pm 97	-0.20 \pm 0.30
12317678	1238 \pm 40	63.3 \pm 0.8	6549 \pm 48	6564 \pm 177	-0.20 \pm 0.30
12352180	1049 \pm 44	57.3 \pm 0.6	...	5729 \pm 181	-0.20 \pm 0.30
12366681	660 \pm 35	38.9 \pm 0.5	6188 \pm 66	6438 \pm 160	-0.20 \pm 0.30
12507240	1145 \pm 50	58.8 \pm 1.1	6157 \pm 97	6219 \pm 161	-0.20 \pm 0.30
12508433	793 \pm 26	45.3 \pm 0.7	5257 \pm 74	5331 \pm 124	-0.20 \pm 0.30
12735580	...	61.1 \pm 2.6	6170 \pm 64	6329 \pm 147	-0.20 \pm 0.30

Table 2. Seismic and non-seismic input parameters for the sample with spectroscopic T_{eff} and $[\text{Fe}/\text{H}]$ from Bruntt et al. (2012)

KIC	ν_{max} (μHz)	$\Delta\nu$ (μHz)	T_{eff} (K)	$[\text{Fe}/\text{H}]$ (dex)
1430163	1867 ± 92	84.6 ± 2.0	6520 ± 84	-0.11 ± 0.09
1435467	1295 ± 52	70.8 ± 0.8	6264 ± 84	-0.01 ± 0.09
2837475	1630 ± 54	75.1 ± 1.3	6700 ± 84	-0.02 ± 0.09
3424541	745 ± 55	41.5 ± 1.1	6080 ± 84	0.01 ± 0.09
3427720	2756 ± 191	119.9 ± 2.0	6040 ± 84	-0.03 ± 0.09
3456181	921 ± 30	52.0 ± 0.8	6270 ± 84	-0.19 ± 0.09
3632418	1159 ± 44	60.9 ± 0.4	6190 ± 84	-0.16 ± 0.09
3656476	1887 ± 40	93.3 ± 1.3	5710 ± 84	0.34 ± 0.09
3733735	1974 ± 121	92.8 ± 2.5	6715 ± 84	-0.04 ± 0.09
4586099	1146 ± 50	61.5 ± 0.9	6296 ± 84	-0.17 ± 0.09
4638884	1195 ± 61	61.2 ± 1.1	6375 ± 84	-0.03 ± 0.09
4914923	1849 ± 46	88.6 ± 0.3	5905 ± 84	0.17 ± 0.09
5021689	1120 ± 38	63.2 ± 0.6	6168 ± 84	-0.08 ± 0.09
5184732	2068 ± 47	95.7 ± 1.3	5840 ± 84	0.38 ± 0.09
5371516	1017 ± 49	55.6 ± 0.6	6408 ± 84	0.17 ± 0.09
5450445	1084 ± 27	57.3 ± 0.7	6112 ± 84	0.05 ± 0.09
5512589	1224 ± 43	68.2 ± 0.7	5750 ± 84	0.06 ± 0.09
5596656	277 ± 6	20.3 ± 0.4	5094 ± 84	-0.46 ± 0.09
5773345	1100 ± 24	57.7 ± 0.6	6130 ± 84	0.21 ± 0.09
5774694	...	140.2 ± 4.0	5875 ± 84	0.07 ± 0.09
5939450	605 ± 22	33.9 ± 0.3	6282 ± 84	-0.18 ± 0.09
5955122	861 ± 24	49.2 ± 0.9	5837 ± 84	-0.17 ± 0.09
6106415	2260 ± 53	104.1 ± 0.3	5990 ± 84	-0.09 ± 0.09
6116048	2107 ± 40	100.9 ± 1.4	5935 ± 84	-0.24 ± 0.09
6225718	2301 ± 40	105.8 ± 0.4	6230 ± 84	-0.17 ± 0.09
6442183	1176 ± 25	64.2 ± 0.3	5760 ± 84	-0.11 ± 0.09
6508366	926 ± 36	51.6 ± 0.8	6354 ± 84	-0.08 ± 0.09
6603624	2402 ± 51	110.4 ± 1.7	5625 ± 84	0.28 ± 0.09
6679371	980 ± 29	50.2 ± 0.7	6260 ± 84	-0.13 ± 0.09
6933899	1391 ± 32	72.2 ± 1.0	5860 ± 84	0.02 ± 0.09
7103006	1124 ± 54	59.5 ± 1.1	6394 ± 84	0.05 ± 0.09
7206837	1592 ± 70	78.9 ± 1.4	6304 ± 84	0.14 ± 0.09
7282890	834 ± 49	46.0 ± 0.7	6384 ± 84	0.02 ± 0.09
7529180	1871 ± 134	85.7 ± 2.7	6700 ± 84	-0.02 ± 0.09
7668623	821 ± 57	46.5 ± 0.8	6270 ± 84	-0.02 ± 0.09
7680114	1684 ± 47	85.1 ± 1.3	5855 ± 84	0.11 ± 0.09
7747078	936 ± 32	53.9 ± 0.3	5840 ± 84	-0.26 ± 0.09
7799349	561 ± 13	33.7 ± 0.4	5115 ± 84	0.41 ± 0.09
7800289	592 ± 30	33.5 ± 0.6	6354 ± 84	-0.23 ± 0.09
7871531	...	153.3 ± 3.6	5400 ± 84	-0.24 ± 0.09
7940546	1059 ± 25	58.5 ± 0.5	6264 ± 84	-0.19 ± 0.09
7976303	851 ± 20	51.7 ± 0.6	6053 ± 84	-0.53 ± 0.09
8006161	3481 ± 133	149.3 ± 1.8	5390 ± 84	0.34 ± 0.09
8026226	545 ± 22	34.5 ± 0.6	6230 ± 84	-0.16 ± 0.09
8179536	2070 ± 92	95.0 ± 2.0	6344 ± 84	0.01 ± 0.09

Table 2—Continued

KIC	ν_{\max} (μHz)	$\Delta\nu$ (μHz)	T_{eff} (K)	[Fe/H] (dex)
8228742	1171 \pm 34	61.8 \pm 0.6	6042 \pm 84	−0.14 \pm 0.09
8360349	726 \pm 27	41.0 \pm 0.6	6340 \pm 84	0.12 \pm 0.09
8367710	1085 \pm 52	56.1 \pm 1.1	6500 \pm 84	0.16 \pm 0.09
8394589	2165 \pm 124	109.5 \pm 1.9	6114 \pm 84	−0.36 \pm 0.09
8524425	1081 \pm 28	59.4 \pm 0.6	5634 \pm 84	0.14 \pm 0.09
8561221	467 \pm 23	29.6 \pm 0.4	5245 \pm 84	−0.06 \pm 0.09
8579578	949 \pm 96	50.1 \pm 0.9	6380 \pm 84	−0.09 \pm 0.09
8694723	1456 \pm 43	75.3 \pm 0.8	6120 \pm 84	−0.59 \pm 0.09
8702606	664 \pm 16	39.9 \pm 0.5	5540 \pm 84	−0.09 \pm 0.09
8738809	893 \pm 25	48.7 \pm 0.8	6090 \pm 84	0.11 \pm 0.09
8751420	598 \pm 13	34.7 \pm 0.4	5264 \pm 84	−0.15 \pm 0.09
8760414	2384 \pm 121	117.4 \pm 0.4	5787 \pm 84	−1.14 \pm 0.09
8938364	1681 \pm 37	85.8 \pm 1.1	5630 \pm 84	−0.20 \pm 0.09
9098294	2233 \pm 75	108.8 \pm 1.7	5840 \pm 84	−0.13 \pm 0.09
9139151	2705 \pm 163	117.2 \pm 2.1	6125 \pm 84	0.11 \pm 0.09
9139163	1608 \pm 58	81.3 \pm 1.1	6400 \pm 84	0.15 \pm 0.09
9206432	1853 \pm 46	84.7 \pm 1.3	6608 \pm 84	0.23 \pm 0.09
9226926	1520 \pm 76	73.2 \pm 1.4	6892 \pm 84	−0.23 \pm 0.09
9812850	1195 \pm 60	64.9 \pm 1.1	6325 \pm 84	−0.16 \pm 0.09
9908400	657 \pm 65	36.1 \pm 0.6	6400 \pm 84	0.34 \pm 0.09
9955598	3148 \pm 353	152.5 \pm 3.1	5410 \pm 84	0.11 \pm 0.09
10016239	2261 \pm 68	102.7 \pm 2.0	6340 \pm 84	−0.05 \pm 0.09
10018963	987 \pm 32	55.5 \pm 0.5	6020 \pm 84	−0.35 \pm 0.09
10068307	951 \pm 30	53.9 \pm 0.5	6114 \pm 84	−0.22 \pm 0.09
10162436	968 \pm 49	55.6 \pm 0.7	6200 \pm 84	−0.08 \pm 0.09
10355856	1330 \pm 42	66.8 \pm 0.9	6350 \pm 84	−0.19 \pm 0.09
10454113	2261 \pm 62	103.8 \pm 1.3	6120 \pm 84	−0.06 \pm 0.09
10462940	2487 \pm 151	103.5 \pm 2.8	6154 \pm 84	0.10 \pm 0.09
10516096	1700 \pm 30	84.6 \pm 1.1	5940 \pm 84	−0.06 \pm 0.09
10644253	2819 \pm 131	123.6 \pm 2.7	6030 \pm 84	0.12 \pm 0.09
10709834	1447 \pm 66	67.2 \pm 1.0	6508 \pm 84	−0.08 \pm 0.09
10923629	711 \pm 37	42.5 \pm 0.8	6214 \pm 84	0.16 \pm 0.09
10963065	2184 \pm 62	103.0 \pm 1.0	6060 \pm 84	−0.20 \pm 0.09
11026764	895 \pm 29	50.5 \pm 0.6	5682 \pm 84	0.05 \pm 0.09
11081729	1990 \pm 84	89.9 \pm 1.4	6630 \pm 84	−0.12 \pm 0.09
11137075	1167 \pm 32	65.2 \pm 1.3	5590 \pm 84	−0.06 \pm 0.09
11244118	1420 \pm 31	71.3 \pm 0.9	5745 \pm 84	0.35 \pm 0.09
11253226	1638 \pm 48	77.2 \pm 1.0	6605 \pm 84	−0.08 \pm 0.09
11414712	707 \pm 20	43.5 \pm 0.7	5635 \pm 84	−0.05 \pm 0.09
11717120	585 \pm 8	37.4 \pm 0.9	5150 \pm 84	−0.30 \pm 0.09
12009504	1826 \pm 40	88.5 \pm 1.2	6065 \pm 84	−0.09 \pm 0.09
12258514	1440 \pm 43	74.8 \pm 0.8	5990 \pm 84	0.04 \pm 0.09

Table 3. Grid-based pipelines and the grids of models

Pipeline	Grid	Mixing Length α	Definition [Fe/H]=0	Diffusion	Core overshoot	Y_0	Enrichment law	Reaction rates	High/low- T opacities	Z-Mixture	EOS
YB	Dartmouth	1.938	$Z/X = 0.023$	Y, Z	Func. of $M, Z/X$	variable	$Y_0 = 0.245 + 1.54Z_0$	A98 ⁽¹⁾	OPAL/F05	GS98	Ideal ⁽²⁾
YB	Marigo	1.680	$Z = 0.019$	None	Func. of M	variable	$Y = 0.23 + 2.25Z$	CF88/LP90	OPAL/AF	GN93	MHD/ST88
YB	YY	1.7432	$Z/X = 0.0244$	Y	Func. of M	variable	$Y_0 = 0.23 + 2Z_0$	B89	OPAL/AF	GN93	OPAL96
YB	YREC	1.826	$Z/X = 0.023$	Y, Z	$0.2H_p$	variable ⁽³⁾	$\Delta Y/\Delta Z = 1$	NACRE	OPAL/F05	GS98	OPAL05
YB	YREC2	1.4 to 2.2	$Z/X = 0.023$	None	$0.2H_p$	variable	$Y_0 = 0.245 + 1.54Z_0$	A98 ⁽⁴⁾	OPAL/F05	AGSS09	OPAL05
BeSPP	GARSTEC	1.81	$Z/X = 0.0229$	Y, Z	Diffusive ⁽⁵⁾	variable ⁽⁶⁾	$Y_0 = Y_i + 1.4(Z - Z_i)$	A11	OPAL/F05	GS98	C03
BeSPP	BASTI	1.913	$Z/X = 0.0245$	None	None	variable ⁽⁷⁾	$\Delta Y/\Delta Z = 1.4$	NACRE ⁽⁸⁾	OPAL/AF	GN93	C03
RadEx10	ASTEC1	2.0	$Z/X = 0.02456$	None	$0.25H_p$	variable ⁽⁹⁾	$Y = 0.29 - Z$	BP95	OPAL/K91	GN93	E73
RADIUS	ASTEC2	1.8	$Z = 0.0188$	None	None	variable ⁽¹⁰⁾	$Y = 0.30 - Z$	BP95	OPAL/K91	GN93	E73
SEEK	ASTEC3	0.8 to 2.3	$Z/X = 0.0229$	None	None	variable ⁽¹¹⁾	—	BP95	OPAL/AF	GN93	OPAL96
Göttingen (GOE)	CESAM2k	0.75 to 1.75	$Z = 0.0122$	None	None	$Y_0 = 0.2607^{(12)}$	None	NACRE ⁽⁴⁾	OPAL/F05	AGS05	OPAL05

Note. —

- (1): Except $N(p, \gamma)O, 3\alpha, C(\alpha, \gamma)O$; (2): ideal EOS with Debye-Hückle correction ($M \geq 0.8 M_\odot$); (3): $Y_0 = 0.246$ at $Z_0 = 0.01695$; (4): except for $N(p, \gamma)O$ (5): diffusive ($f = 0.016$) but restricted to smaller values for small convective cores; (6): $Z_i = 0.01876$, $Y_i = 0.26896$; (7): $Y_0 = 245$ at $Z_0 = 0.0001$; (8): except for $C(\alpha, \gamma)O$. (9): X_i kept constant at 0.71 for different Z_i ; (10): X_i kept constant at $0.7, Z_i$ varies; (11): Different combinations of Z_i and X_i . Many X_i for same Z_i ; (12): Z/Z_\odot from 0.5 to 2.0, where $Z_\odot = 0.13757$; masses from $0.75 M_\odot$ to $1.75 M_\odot$
- A98: Adelberger et al. (1998); A11: Adelberger et al. (2011); AF94: Alexander & Ferguson (1994); AGS05: Asplund et al. (2005); AGSS09: Asplund et al. (2009); B89: Bahcall (1989); BP95: Bahcall & Pinsonneault (1995); CF88: Caughlan & Fowler (1988); C03: Cassisi et al. (2003); E73: Eggleton et al. (1973); F05: Ferguson et al. (2005); G11: Gai et al. (2011); GN93: Grevesse & Noels (1993); GS98: Grevesse & Sauval (1998); K91: Kurucz et al. (1991); LP90: Landré et al. (1990); MHD: Mihalas et al. (1988); ST88: Straniero (1988)

Table 4. Estimated stellar properties using SDSS-calibrated T_{eff} and field-average [Fe/H] values.

KIC	M (M_{\odot})	R (R_{\odot})	ρ (ρ_{\odot})	$\log g$ (dex)	t (Gyr)
1430163	1.38 + 0.14 – 0.10	1.49 + 0.05 – 0.05	0.4195 + 0.0189 – 0.0181	4.234 + 0.014 – 0.015	1.3 + 0.6 – 0.7
1435467	1.16 + 0.20 – 0.06	1.63 + 0.08 – 0.05	0.2732 + 0.0073 – 0.0071	4.088 + 0.019 – 0.014	4.7 + 0.7 – 1.7
1725815	1.43 + 0.15 – 0.11	2.02 + 0.08 – 0.08	0.1732 + 0.0077 – 0.0074	3.982 + 0.014 – 0.014	3.1 + 0.7 – 0.8
2010607	1.37 + 0.15 – 0.14	2.42 + 0.12 – 0.11	0.0972 + 0.0079 – 0.0075	3.809 + 0.025 – 0.025	3.8 + 0.8 – 0.8
2309595	1.14 + 0.19 – 0.22	2.40 + 0.19 – 0.23	0.0828 + 0.0078 – 0.0067	3.734 + 0.013 – 0.013	6.0 + 4.5 – 1.5
2450729	1.11 + 0.12 – 0.13	1.76 + 0.07 – 0.07	0.2017 + 0.0054 – 0.0052	3.988 + 0.017 – 0.017	6.2 + 1.8 – 1.2
2837475	1.42 + 0.14 – 0.10	1.63 + 0.06 – 0.05	0.3286 + 0.0107 – 0.0107	4.168 + 0.012 – 0.012	1.9 + 0.4 – 0.7
2849125	1.38 + 0.29 – 0.12	2.42 + 0.18 – 0.10	0.0975 + 0.0061 – 0.0058	3.814 + 0.016 – 0.016	4.0 + 0.7 – 1.6
2852862	1.49 + 0.13 – 0.15	2.10 + 0.07 – 0.08	0.1609 + 0.0043 – 0.0042	3.965 + 0.012 – 0.013	3.0 + 0.7 – 0.7
2865774	1.28 + 0.11 – 0.21	1.79 + 0.08 – 0.11	0.2202 + 0.0165 – 0.0161	4.030 + 0.022 – 0.025	4.5 + 2.0 – 0.8
2991448	1.10 + 0.15 – 0.13	1.77 + 0.10 – 0.08	0.1992 + 0.0104 – 0.0097	3.984 + 0.020 – 0.017	7.1 + 2.0 – 1.5
2998253	1.20 + 0.13 – 0.16	1.40 + 0.07 – 0.07	0.4309 + 0.0361 – 0.0341	4.219 + 0.026 – 0.028	3.2 + 2.1 – 1.3
3112152	1.31 + 0.12 – 0.14	1.80 + 0.07 – 0.08	0.2245 + 0.0119 – 0.0117	4.042 + 0.017 – 0.018	3.9 + 1.1 – 0.8
3112889	1.30 + 0.18 – 0.12	2.05 + 0.11 – 0.10	0.1539 + 0.0128 – 0.0123	3.936 + 0.027 – 0.025	4.3 + 0.8 – 1.3
3115178	1.16 + 0.12 – 0.12	2.98 + 0.13 – 0.14	0.0437 + 0.0018 – 0.0017	3.552 + 0.010 – 0.010	5.9 + 2.3 – 1.1
3123191	1.30 + 0.11 – 0.17	1.42 + 0.05 – 0.06	0.4505 + 0.0234 – 0.0221	4.243 + 0.020 – 0.022	1.9 + 1.7 – 1.0
3223000	1.08 + 0.13 – 0.14	1.14 + 0.05 – 0.05	0.7244 + 0.0511 – 0.0511	4.354 + 0.025 – 0.026	3.3 + 2.8 – 2.2
3236382	1.44 + 0.16 – 0.11	1.64 + 0.06 – 0.05	0.3254 + 0.0114 – 0.0112	4.165 + 0.014 – 0.013	1.9 + 0.5 – 0.9
3241581	0.89 + 0.15 – 0.10	1.03 + 0.06 – 0.04	0.8130 + 0.0228 – 0.0228	4.362 + 0.023 – 0.018	10.5 + 4.5 – 5.5
3329196	1.07 + 0.12 – 0.11	2.83 + 0.13 – 0.13	0.0471 + 0.0018 – 0.0018	3.563 + 0.010 – 0.011	6.7 + 2.7 – 1.4
3344897	1.55 + 0.16 – 0.18	2.34 + 0.08 – 0.10	0.1217 + 0.0043 – 0.0044	3.890 + 0.017 – 0.016	2.6 + 1.0 – 0.7
3424541	1.54 + 0.16 – 0.20	2.51 + 0.12 – 0.12	0.0959 + 0.0048 – 0.0046	3.819 + 0.019 – 0.020	2.9 + 1.1 – 0.8
3427720	1.05 + 0.11 – 0.13	1.10 + 0.04 – 0.05	0.7826 + 0.0270 – 0.0256	4.373 + 0.016 – 0.018	4.2 + 3.4 – 2.4
3429205	1.35 + 0.28 – 0.16	3.48 + 0.32 – 0.20	0.0320 + 0.0021 – 0.0023	3.486 + 0.011 – 0.012	4.2 + 1.4 – 1.7
3430893	1.31 + 0.10 – 0.13	1.55 + 0.05 – 0.06	0.3479 + 0.0143 – 0.0139	4.169 + 0.015 – 0.016	3.1 + 0.9 – 0.8
3437637	1.13 + 0.11 – 0.14	2.06 + 0.10 – 0.13	0.1291 + 0.0093 – 0.0081	3.860 + 0.013 – 0.014	6.8 + 2.3 – 1.1
3438633	1.31 + 0.18 – 0.11	1.98 + 0.10 – 0.09	0.1699 + 0.0094 – 0.0089	3.966 + 0.018 – 0.018	4.1 + 0.8 – 1.2
3456181	1.45 + 0.13 – 0.11	2.12 + 0.07 – 0.07	0.1521 + 0.0052 – 0.0051	3.946 + 0.012 – 0.013	3.0 + 0.7 – 0.8
3534307	0.96 + 0.13 – 0.11	1.44 + 0.07 – 0.06	0.3223 + 0.0098 – 0.0098	4.104 + 0.019 – 0.017	10.5 + 3.2 – 3.1
3545753	1.32 + 0.13 – 0.17	2.37 + 0.11 – 0.12	0.0985 + 0.0060 – 0.0059	3.806 + 0.019 – 0.019	4.2 + 1.1 – 0.7
3547794	1.40 + 0.11 – 0.13	1.75 + 0.06 – 0.06	0.2585 + 0.0152 – 0.0145	4.093 + 0.019 – 0.019	2.7 + 0.8 – 0.7
3630240	1.46 + 0.35 – 0.20	4.35 + 0.41 – 0.27	0.0178 + 0.0011 – 0.0011	3.329 + 0.016 – 0.016	3.2 + 1.4 – 1.5
3632418
3633847	1.25 + 0.11 – 0.15	1.84 + 0.07 – 0.08	0.1989 + 0.0069 – 0.0069	4.000 + 0.016 – 0.018	4.9 + 1.1 – 1.0
3633889	1.22 + 0.10 – 0.10	1.32 + 0.04 – 0.05	0.5239 + 0.0178 – 0.0172	4.278 + 0.011 – 0.011	2.2 + 1.1 – 1.0
3642422	1.45 + 0.18 – 0.21	3.15 + 0.14 – 0.18	0.0462 + 0.0017 – 0.0016	3.600 + 0.016 – 0.021	3.4 + 1.6 – 0.9
3643774	1.07 + 0.13 – 0.11	1.51 + 0.07 – 0.06	0.3100 + 0.0104 – 0.0100	4.108 + 0.017 – 0.016	6.8 + 2.2 – 2.0
3656476	0.99 + 0.10 – 0.09	1.28 + 0.05 – 0.05	0.4674 + 0.0144 – 0.0142	4.216 + 0.010 – 0.010	10.3 + 3.1 – 3.3
3657002	1.18 + 0.10 – 0.12	1.51 + 0.05 – 0.06	0.3450 + 0.0102 – 0.0098	4.153 + 0.012 – 0.015	5.1 + 2.0 – 1.0
3661135	1.16 + 0.08 – 0.10	1.94 + 0.06 – 0.07	0.1592 + 0.0063 – 0.0062	3.926 + 0.011 – 0.012	6.8 + 1.2 – 0.7
3730801	1.19 + 0.08 – 0.21	1.56 + 0.07 – 0.10	0.3040 + 0.0168 – 0.0163	4.110 + 0.018 – 0.020	5.6 + 3.7 – 1.1
3733735	1.34 + 0.09 – 0.13	1.40 + 0.05 – 0.05	0.4919 + 0.0249 – 0.0245	4.273 + 0.016 – 0.016	1.1 + 1.1 – 0.7
3735871	1.07 + 0.12 – 0.13	1.09 + 0.05 – 0.05	0.8167 + 0.0455 – 0.0428	4.388 + 0.021 – 0.022	3.0 + 3.0 – 2.3
3761840	1.49 + 0.16 – 0.16	2.82 + 0.13 – 0.13	0.0663 + 0.0049 – 0.0047	3.709 + 0.024 – 0.024	3.2 + 0.8 – 0.7
3854781	1.15 + 0.20 – 0.10	1.78 + 0.10 – 0.07	0.2084 + 0.0075 – 0.0075	4.006 + 0.022 – 0.016	7.1 + 1.5 – 2.6

Table 4—Continued

KIC	M (M_{\odot})	R (R_{\odot})	ρ (ρ_{\odot})	$\log g$ (dex)	t (Gyr)
3942719	1.17 + 0.15 – 0.16	2.16 + 0.15 – 0.15	0.1164 + 0.0103 – 0.0106	3.835 + 0.019 – 0.019	5.5 + 1.9 – 0.8
3952307	1.26 + 0.14 – 0.16	2.07 + 0.08 – 0.09	0.1419 + 0.0057 – 0.0058	3.904 + 0.022 – 0.020	4.8 + 1.0 – 1.0
3952580	1.55 + 0.24 – 0.15	2.79 + 0.13 – 0.11	0.0725 + 0.0024 – 0.0023	3.743 + 0.022 – 0.017	3.2 + 0.7 – 1.2
3967430	1.36 + 0.09 – 0.12	1.47 + 0.04 – 0.05	0.4287 + 0.0162 – 0.0158	4.236 + 0.014 – 0.014	1.5 + 0.9 – 0.5
3967859	1.13 + 0.14 – 0.15	1.33 + 0.06 – 0.06	0.4729 + 0.0308 – 0.0305	4.236 + 0.025 – 0.026	4.3 + 2.7 – 1.9
4038445	1.32 + 0.15 – 0.14	2.93 + 0.14 – 0.13	0.0522 + 0.0018 – 0.0018	3.622 + 0.012 – 0.013	4.3 + 1.2 – 1.1
4049576	1.25 + 0.23 – 0.14	2.05 + 0.11 – 0.10	0.1453 + 0.0093 – 0.0084	3.911 + 0.025 – 0.021	5.0 + 0.9 – 1.4
4064447	1.91 + 0.09 – 0.14	4.61 + 0.11 – 0.15	0.0195 + 0.0008 – 0.0006	3.390 + 0.011 – 0.011	1.5 + 0.4 – 0.3
4072740	1.35 + 0.34 – 0.14	4.18 + 0.40 – 0.18	0.0184 + 0.0008 – 0.0010	3.325 + 0.013 – 0.012	4.3 + 1.3 – 2.1
4165030	1.05 + 0.12 – 0.12	1.73 + 0.08 – 0.08	0.2020 + 0.0098 – 0.0096	3.981 + 0.016 – 0.016	8.0 + 2.2 – 1.6
4243623	1.11 + 0.10 – 0.09	2.72 + 0.09 – 0.09	0.0551 + 0.0014 – 0.0014	3.614 + 0.009 – 0.010	6.4 + 2.0 – 1.2
4247542	1.13 + 0.20 – 0.08	1.60 + 0.09 – 0.05	0.2811 + 0.0153 – 0.0146	4.091 + 0.022 – 0.018	4.7 + 1.0 – 1.7
4252818	0.94 + 0.15 – 0.13	1.50 + 0.11 – 0.10	0.2777 + 0.0260 – 0.0248	4.058 + 0.020 – 0.021	11.8 + 3.9 – 3.4
4346201	1.38 + 0.13 – 0.09	2.02 + 0.06 – 0.06	0.1686 + 0.0060 – 0.0060	3.970 + 0.014 – 0.015	3.8 + 0.6 – 0.8
4347652	1.65 + 0.22 – 0.38	4.57 + 0.31 – 0.40	0.0167 + 0.0010 – 0.0010	3.316 + 0.025 – 0.028	2.5 + 2.4 – 0.9
4351319	1.58 + 0.08 – 0.22	3.66 + 0.12 – 0.20	0.0319 + 0.0012 – 0.0012	3.499 + 0.009 – 0.010	3.0 + 1.6 – 0.5
4378838	1.63 + 0.11 – 0.24	3.73 + 0.10 – 0.21	0.0315 + 0.0008 – 0.0008	3.506 + 0.009 – 0.014	2.7 + 1.4 – 0.6
4446300	1.07 + 0.10 – 0.09	2.01 + 0.07 – 0.07	0.1314 + 0.0035 – 0.0035	3.860 + 0.011 – 0.011	7.7 + 1.7 – 1.4
4450844	1.13 + 0.10 – 0.10	1.59 + 0.06 – 0.06	0.2823 + 0.0085 – 0.0081	4.088 + 0.011 – 0.011	6.4 + 1.6 – 1.6
4457351	0.96 + 0.13 – 0.13	1.70 + 0.09 – 0.08	0.1950 + 0.0111 – 0.0109	3.958 + 0.021 – 0.021	11.1 + 3.5 – 2.7
4465324	1.08 + 0.10 – 0.16	1.38 + 0.06 – 0.09	0.4074 + 0.0230 – 0.0213	4.185 + 0.014 – 0.015	7.2 + 4.0 – 2.0
4465529	1.27 + 0.12 – 0.16	1.62 + 0.07 – 0.08	0.2912 + 0.0191 – 0.0184	4.112 + 0.022 – 0.024	3.7 + 1.4 – 1.0
4543171	1.32 + 0.09 – 0.12	1.67 + 0.05 – 0.06	0.2832 + 0.0124 – 0.0122	4.111 + 0.016 – 0.016	3.8 + 0.9 – 0.8
4554830	0.98 + 0.05 – 0.06	1.35 + 0.03 – 0.04	0.3963 + 0.0117 – 0.0115	4.167 + 0.010 – 0.010	12.4 + 3.1 – 2.9
4571351	1.03 + 0.20 – 0.11	1.46 + 0.08 – 0.06	0.3354 + 0.0181 – 0.0173	4.127 + 0.027 – 0.023	7.7 + 2.3 – 3.0
4571904	1.32 + 0.12 – 0.15	2.32 + 0.10 – 0.10	0.1060 + 0.0059 – 0.0056	3.828 + 0.019 – 0.019	4.4 + 0.9 – 0.7
4574610
4577484	1.11 + 0.13 – 0.18	2.11 + 0.11 – 0.13	0.1177 + 0.0071 – 0.0069	3.832 + 0.018 – 0.020	6.8 + 3.2 – 1.2
4586099	1.35 + 0.11 – 0.17	1.87 + 0.06 – 0.08	0.2069 + 0.0060 – 0.0060	4.023 + 0.014 – 0.016	3.5 + 1.3 – 0.6
4638884	1.43 + 0.14 – 0.10	1.89 + 0.07 – 0.06	0.2123 + 0.0078 – 0.0076	4.041 + 0.013 – 0.014	2.9 + 0.6 – 0.8
4641621	1.46 + 0.15 – 0.17	3.11 + 0.17 – 0.17	0.0481 + 0.0042 – 0.0040	3.612 + 0.021 – 0.020	3.3 + 1.0 – 0.7
4646780	1.43 + 0.15 – 0.10	1.92 + 0.08 – 0.07	0.2029 + 0.0125 – 0.0122	4.029 + 0.019 – 0.019	2.8 + 0.6 – 0.9
4672403	1.13 + 0.21 – 0.12	1.80 + 0.10 – 0.08	0.1935 + 0.0078 – 0.0075	3.978 + 0.019 – 0.014	7.0 + 1.8 – 2.2
4739932	1.12 + 0.23 – 0.14	1.79 + 0.11 – 0.09	0.1972 + 0.0097 – 0.0091	3.985 + 0.025 – 0.021	6.6 + 2.1 – 2.3
4755204	1.24 + 0.11 – 0.10	1.67 + 0.05 – 0.06	0.2667 + 0.0085 – 0.0084	4.086 + 0.011 – 0.013	4.6 + 1.2 – 0.8
4756112	1.43 + 0.16 – 0.16	2.68 + 0.12 – 0.10	0.0749 + 0.0032 – 0.0032	3.738 + 0.021 – 0.018	3.6 + 0.8 – 0.8
4841753	1.20 + 0.13 – 0.16	2.07 + 0.10 – 0.11	0.1339 + 0.0094 – 0.0096	3.879 + 0.024 – 0.022	5.2 + 1.5 – 0.7
4842436	0.96 + 0.14 – 0.12	1.50 + 0.10 – 0.08	0.2798 + 0.0211 – 0.0204	4.062 + 0.024 – 0.024	11.1 + 3.5 – 3.2
4846457	1.28 + 0.12 – 0.16	2.39 + 0.10 – 0.12	0.0939 + 0.0056 – 0.0055	3.787 + 0.018 – 0.018	4.7 + 1.1 – 0.7
4914923
4915148	1.10 + 0.11 – 0.10	2.54 + 0.09 – 0.09	0.0674 + 0.0016 – 0.0016	3.671 + 0.012 – 0.012	7.3 + 2.6 – 1.7
4918355	1.09 + 0.09 – 0.08	3.01 + 0.09 – 0.09	0.0401 + 0.0009 – 0.0009	3.519 + 0.008 – 0.008	7.1 + 2.3 – 1.5
4931390	1.37 + 0.10 – 0.10	1.41 + 0.04 – 0.04	0.4870 + 0.0134 – 0.0131	4.274 + 0.012 – 0.012	1.0 + 0.8 – 0.6
4947253	1.21 + 0.11 – 0.13	2.02 + 0.08 – 0.09	0.1468 + 0.0059 – 0.0058	3.909 + 0.015 – 0.015	5.3 + 1.1 – 0.7
5021689	1.19 + 0.10 – 0.09	1.77 + 0.05 – 0.05	0.2138 + 0.0048 – 0.0048	4.016 + 0.013 – 0.011	4.8 + 0.7 – 0.7

Table 4—Continued

KIC	M (M_{\odot})	R (R_{\odot})	ρ (ρ_{\odot})	$\log g$ (dex)	t (Gyr)
5033245	1.42 + 0.21 – 0.13	3.38 + 0.18 – 0.14	0.0370 + 0.0013 – 0.0013	3.538 + 0.014 – 0.016	3.8 + 1.1 – 1.2
5084157	1.06 + 0.10 – 0.16	1.36 + 0.06 – 0.09	0.4182 + 0.0233 – 0.0230	4.191 + 0.018 – 0.020	7.8 + 4.6 – 2.3
5095159	1.26 + 0.16 – 0.16	2.68 + 0.13 – 0.13	0.0658 + 0.0021 – 0.0020	3.683 + 0.017 – 0.019	5.0 + 1.4 – 1.2
5095850	1.43 + 0.25 – 0.11	2.27 + 0.17 – 0.09	0.1224 + 0.0095 – 0.0104	3.885 + 0.018 – 0.021	3.3 + 0.7 – 1.4
5110725	1.31 + 0.07 – 0.11	3.73 + 0.09 – 0.13	0.0253 + 0.0007 – 0.0007	3.411 + 0.008 – 0.009	5.1 + 1.3 – 0.8
5184732	1.17 + 0.14 – 0.07	1.33 + 0.05 – 0.03	0.5030 + 0.0149 – 0.0137	4.262 + 0.020 – 0.015	4.4 + 2.2 – 2.9
5214711	1.19 + 0.21 – 0.12	1.84 + 0.09 – 0.08	0.1926 + 0.0103 – 0.0096	3.985 + 0.025 – 0.021	5.0 + 1.0 – 1.4
5253542	0.89 + 0.17 – 0.11	1.12 + 0.07 – 0.05	0.6293 + 0.0234 – 0.0229	4.289 + 0.023 – 0.020	11.9 + 4.4 – 5.5
5265656	1.06 + 0.29 – 0.25	2.50 + 0.35 – 0.29	0.0672 + 0.0169 – 0.0152	3.664 + 0.065 – 0.074	7.9 + 8.0 – 3.4
5309966	1.34 + 0.08 – 0.13	1.64 + 0.05 – 0.06	0.3023 + 0.0137 – 0.0133	4.131 + 0.014 – 0.015	3.1 + 1.0 – 0.6
5344612	1.35 + 0.10 – 0.17	1.78 + 0.06 – 0.08	0.2377 + 0.0113 – 0.0110	4.062 + 0.016 – 0.018	3.5 + 1.4 – 0.7
5353186	1.52 + 0.11 – 0.24	2.29 + 0.08 – 0.13	0.1247 + 0.0054 – 0.0051	3.890 + 0.014 – 0.018	3.2 + 1.5 – 0.6
5371516	1.36 + 0.14 – 0.13	2.01 + 0.07 – 0.07	0.1685 + 0.0041 – 0.0042	3.966 + 0.015 – 0.014	3.7 + 1.0 – 0.8
5390438	1.10 + 0.13 – 0.15	3.52 + 0.16 – 0.19	0.0250 + 0.0009 – 0.0009	3.382 + 0.014 – 0.015	8.5 + 4.7 – 2.4
5429911	1.43 + 0.22 – 0.24	3.24 + 0.18 – 0.21	0.0421 + 0.0020 – 0.0019	3.572 + 0.020 – 0.024	3.5 + 1.8 – 1.2
5431016	1.42 + 0.19 – 0.14	2.22 + 0.11 – 0.09	0.1299 + 0.0097 – 0.0089	3.896 + 0.027 – 0.023	3.4 + 0.8 – 1.2
5431807	1.39 + 0.18 – 0.13	3.18 + 0.16 – 0.13	0.0431 + 0.0016 – 0.0016	3.576 + 0.010 – 0.011	3.8 + 1.1 – 1.1
5450445	1.41 + 0.11 – 0.09	1.99 + 0.06 – 0.05	0.1786 + 0.0044 – 0.0042	3.989 + 0.010 – 0.010	3.6 + 0.6 – 0.7
5468089	1.56 + 0.15 – 0.17	2.00 + 0.07 – 0.07	0.1951 + 0.0089 – 0.0103	4.030 + 0.018 – 0.025	2.1 + 1.0 – 0.7
5512589	1.02 + 0.09 – 0.10	1.61 + 0.06 – 0.06	0.2444 + 0.0070 – 0.0069	4.033 + 0.013 – 0.013	8.8 + 2.2 – 1.8
5516982	1.25 + 0.12 – 0.14	1.48 + 0.05 – 0.06	0.3828 + 0.0117 – 0.0116	4.191 + 0.013 – 0.015	3.0 + 1.3 – 1.0
5523099	1.26 + 0.12 – 0.13	2.38 + 0.09 – 0.10	0.0929 + 0.0042 – 0.0041	3.782 + 0.015 – 0.015	5.1 + 0.9 – 0.8
5530375	1.42 + 0.14 – 0.14	2.78 + 0.11 – 0.11	0.0663 + 0.0028 – 0.0029	3.702 + 0.014 – 0.014	3.5 + 0.8 – 0.7
5543462	1.15 + 0.14 – 0.15	1.38 + 0.06 – 0.07	0.4429 + 0.0206 – 0.0202	4.221 + 0.020 – 0.022	4.0 + 2.4 – 1.6
5596656	1.30 + 0.14 – 0.13	3.90 + 0.19 – 0.18	0.0220 + 0.0009 – 0.0010	3.371 + 0.010 – 0.010	4.3 + 1.3 – 1.2
5603483	1.24 + 0.11 – 0.11	3.59 + 0.12 – 0.13	0.0268 + 0.0007 – 0.0007	3.420 + 0.010 – 0.012	5.7 + 1.8 – 1.1
5607242	1.33 + 0.11 – 0.12	2.49 + 0.09 – 0.10	0.0866 + 0.0035 – 0.0034	3.770 + 0.010 – 0.011	4.5 + 0.8 – 0.7
5629080	1.33 + 0.20 – 0.14	3.18 + 0.20 – 0.15	0.0413 + 0.0018 – 0.0019	3.556 + 0.011 – 0.011	4.3 + 1.2 – 1.4
5636956	1.37 + 0.13 – 0.13	2.01 + 0.07 – 0.07	0.1681 + 0.0054 – 0.0054	3.967 + 0.013 – 0.013	3.6 + 1.0 – 0.7
5683538	1.39 + 0.22 – 0.12	2.44 + 0.14 – 0.10	0.0961 + 0.0056 – 0.0054	3.809 + 0.016 – 0.017	3.8 + 0.7 – 1.2
5686856	1.14 + 0.14 – 0.11	1.78 + 0.09 – 0.08	0.2032 + 0.0105 – 0.0101	3.996 + 0.012 – 0.012	5.5 + 1.3 – 0.9
5689219	1.38 + 0.13 – 0.11	1.80 + 0.06 – 0.06	0.2360 + 0.0075 – 0.0073	4.067 + 0.013 – 0.013	3.0 + 0.7 – 0.7
5689820	1.15 + 0.11 – 0.11	2.34 + 0.09 – 0.10	0.0904 + 0.0030 – 0.0030	3.762 + 0.011 – 0.012	6.5 + 2.2 – 1.4
5723165	1.35 + 0.15 – 0.15	2.76 + 0.13 – 0.13	0.0641 + 0.0029 – 0.0028	3.684 + 0.014 – 0.015	4.3 + 1.2 – 1.0
5773155	1.34 + 0.12 – 0.17	1.83 + 0.08 – 0.10	0.2150 + 0.0148 – 0.0139	4.032 + 0.018 – 0.018	3.7 + 1.3 – 0.7
5773345	1.45 + 0.09 – 0.10	2.00 + 0.05 – 0.05	0.1813 + 0.0038 – 0.0037	3.996 + 0.010 – 0.010	3.4 + 0.6 – 0.6
5774694
5822889	1.76 + 0.21 – 0.19	4.31 + 0.20 – 0.23	0.0220 + 0.0011 – 0.0011	3.412 + 0.015 – 0.016	2.0 + 0.7 – 0.6
5892169	1.50 + 0.12 – 0.15	3.16 + 0.11 – 0.13	0.0476 + 0.0014 – 0.0013	3.614 + 0.010 – 0.012	3.2 + 1.0 – 0.7
5939450
5950854	0.99 + 0.11 – 0.10	1.25 + 0.05 – 0.05	0.5080 + 0.0185 – 0.0177	4.240 + 0.013 – 0.013	8.4 + 3.1 – 2.7
5955122	1.28 + 0.11 – 0.15	2.14 + 0.07 – 0.11	0.1301 + 0.0055 – 0.0050	3.880 + 0.011 – 0.012	5.0 + 0.8 – 0.6
5961597	1.54 + 0.10 – 0.18	1.96 + 0.05 – 0.07	0.2048 + 0.0064 – 0.0064	4.039 + 0.014 – 0.014	2.4 + 0.8 – 0.5
6034893	1.88 + 0.12 – 0.16	4.31 + 0.12 – 0.15	0.0235 + 0.0008 – 0.0008	3.441 + 0.010 – 0.011	1.6 + 0.5 – 0.3
6035199	1.26 + 0.25 – 0.18	3.48 + 0.25 – 0.19	0.0298 + 0.0012 – 0.0013	3.454 + 0.019 – 0.019	4.6 + 1.7 – 1.8

Table 4—Continued

KIC	M (M_{\odot})	R (R_{\odot})	ρ (ρ_{\odot})	$\log g$ (dex)	t (Gyr)
6047087	1.16 + 0.11 – 0.13	1.34 + 0.05 – 0.06	0.4771 + 0.0152 – 0.0147	4.244 + 0.014 – 0.015	4.0 + 2.1 – 1.4
6049366	1.23 + 0.16 – 0.13	1.84 + 0.10 – 0.09	0.1960 + 0.0131 – 0.0130	3.996 + 0.021 – 0.021	4.8 + 0.9 – 1.2
6064910	1.40 + 0.15 – 0.13	2.37 + 0.10 – 0.09	0.1057 + 0.0040 – 0.0040	3.836 + 0.015 – 0.015	3.7 + 0.8 – 0.9
6106120	1.36 + 0.14 – 0.16	2.74 + 0.11 – 0.13	0.0657 + 0.0024 – 0.0023	3.692 + 0.015 – 0.017	4.2 + 1.2 – 0.9
6106415
6116048	1.11 + 0.08 – 0.08	1.26 + 0.04 – 0.04	0.5508 + 0.0147 – 0.0138	4.280 + 0.008 – 0.008	4.7 + 1.6 – 1.4
6119013	1.57 + 0.19 – 0.23	3.51 + 0.21 – 0.26	0.0365 + 0.0029 – 0.0025	3.543 + 0.011 – 0.011	2.7 + 1.2 – 0.8
6129877	1.15 + 0.10 – 0.16	1.36 + 0.04 – 0.06	0.4611 + 0.0153 – 0.0148	4.233 + 0.014 – 0.017	4.6 + 2.6 – 1.4
6145937	1.06 + 0.14 – 0.12	2.27 + 0.12 – 0.11	0.0903 + 0.0041 – 0.0043	3.750 + 0.013 – 0.013	6.8 + 2.4 – 1.6
6225718
6232600	1.23 + 0.13 – 0.15	1.34 + 0.06 – 0.06	0.5066 + 0.0382 – 0.0373	4.269 + 0.025 – 0.026	2.3 + 1.8 – 1.3
6287060	1.14 + 0.10 – 0.16	1.48 + 0.05 – 0.07	0.3451 + 0.0130 – 0.0127	4.146 + 0.016 – 0.020	5.6 + 3.0 – 1.3
6290627	1.38 + 0.25 – 0.12	3.73 + 0.27 – 0.14	0.0265 + 0.0011 – 0.0011	3.437 + 0.013 – 0.013	3.7 + 1.0 – 1.4
6308642	1.28 + 0.11 – 0.12	2.37 + 0.09 – 0.10	0.0957 + 0.0038 – 0.0037	3.793 + 0.013 – 0.014	5.0 + 0.8 – 0.7
6363365	1.12 + 0.13 – 0.11	1.41 + 0.06 – 0.05	0.3993 + 0.0138 – 0.0136	4.188 + 0.016 – 0.016	4.6 + 1.8 – 1.6
6370489	1.30 + 0.12 – 0.12	2.08 + 0.08 – 0.08	0.1450 + 0.0053 – 0.0052	3.916 + 0.012 – 0.013	4.4 + 0.8 – 0.8
6421967	1.24 + 0.10 – 0.11	1.27 + 0.04 – 0.05	0.6012 + 0.0252 – 0.0238	4.321 + 0.015 – 0.017	1.4 + 1.4 – 1.1
6430804	1.12 + 0.11 – 0.11	3.18 + 0.13 – 0.13	0.0347 + 0.0012 – 0.0012	3.481 + 0.009 – 0.009	6.2 + 2.2 – 1.0
6442183
6448798	1.40 + 0.22 – 0.12	2.40 + 0.14 – 0.10	0.1023 + 0.0060 – 0.0058	3.829 + 0.017 – 0.017	3.8 + 0.7 – 1.3
6450651	1.10 + 0.18 – 0.12	1.72 + 0.11 – 0.09	0.2171 + 0.0166 – 0.0160	4.010 + 0.020 – 0.021	6.5 + 1.9 – 1.7
6505044	1.33 + 0.06 – 0.11	3.83 + 0.09 – 0.14	0.0238 + 0.0007 – 0.0007	3.395 + 0.009 – 0.009	4.6 + 1.1 – 0.8
6508366	1.42 + 0.14 – 0.13	2.13 + 0.07 – 0.08	0.1475 + 0.0047 – 0.0046	3.935 + 0.012 – 0.013	3.3 + 1.0 – 0.8
6520835	1.36 + 0.18 – 0.13	2.17 + 0.10 – 0.08	0.1331 + 0.0044 – 0.0042	3.901 + 0.016 – 0.016	4.3 + 0.7 – 1.2
6529109	1.35 + 0.07 – 0.22	1.90 + 0.05 – 0.10	0.1921 + 0.0065 – 0.0064	3.998 + 0.013 – 0.021	4.5 + 2.5 – 0.7
6530901	1.26 + 0.13 – 0.17	1.55 + 0.06 – 0.08	0.3371 + 0.0132 – 0.0131	4.155 + 0.018 – 0.023	3.4 + 1.6 – 1.1
6531928	1.11 + 0.14 – 0.12	2.79 + 0.14 – 0.13	0.0511 + 0.0022 – 0.0022	3.592 + 0.013 – 0.013	6.0 + 1.5 – 1.4
6587236	1.45 + 0.16 – 0.16	3.00 + 0.17 – 0.16	0.0534 + 0.0045 – 0.0045	3.643 + 0.020 – 0.021	3.4 + 0.9 – 0.7
6592305	1.55 + 0.08 – 0.21	2.35 + 0.06 – 0.11	0.1182 + 0.0031 – 0.0031	3.880 + 0.010 – 0.018	3.0 + 1.3 – 0.4
6593461	0.94 + 0.20 – 0.11	1.29 + 0.08 – 0.06	0.4394 + 0.0208 – 0.0201	4.193 + 0.026 – 0.023	10.7 + 4.0 – 4.9
6593620	1.03 + 0.18 – 0.12	1.61 + 0.10 – 0.08	0.2450 + 0.0170 – 0.0164	4.035 + 0.024 – 0.023	8.7 + 2.5 – 2.6
6603624	0.98 + 0.06 – 0.08	1.14 + 0.03 – 0.04	0.6653 + 0.0219 – 0.0210	4.316 + 0.009 – 0.009	9.7 + 3.2 – 2.7
6605673	1.23 + 0.13 – 0.10	1.71 + 0.06 – 0.06	0.2488 + 0.0069 – 0.0068	4.065 + 0.014 – 0.014	4.5 + 0.9 – 1.1
6612225	1.36 + 0.10 – 0.15	1.90 + 0.06 – 0.08	0.1987 + 0.0067 – 0.0066	4.013 + 0.011 – 0.012	3.5 + 1.2 – 0.5
6671492	1.39 + 0.28 – 0.10	2.43 + 0.16 – 0.08	0.0974 + 0.0041 – 0.0040	3.815 + 0.017 – 0.015	4.0 + 0.6 – 1.5
6679371	1.66 + 0.07 – 0.11	2.26 + 0.04 – 0.06	0.1435 + 0.0041 – 0.0040	3.947 + 0.010 – 0.011	2.1 + 0.5 – 0.4
6688822	1.18 + 0.10 – 0.13	2.15 + 0.08 – 0.10	0.1174 + 0.0053 – 0.0050	3.839 + 0.013 – 0.013	5.8 + 1.5 – 0.7
6689943	1.21 + 0.09 – 0.08	1.51 + 0.04 – 0.05	0.3555 + 0.0126 – 0.0123	4.165 + 0.013 – 0.014	4.7 + 1.0 – 1.0
6693861	1.21 + 0.13 – 0.17	2.20 + 0.10 – 0.12	0.1147 + 0.0065 – 0.0051	3.839 + 0.015 – 0.017	5.1 + 1.3 – 0.7
6766513	1.41 + 0.16 – 0.15	2.13 + 0.09 – 0.09	0.1458 + 0.0062 – 0.0063	3.928 + 0.020 – 0.018	3.3 + 1.1 – 1.0
6802438	1.16 + 0.19 – 0.16	2.62 + 0.16 – 0.14	0.0643 + 0.0025 – 0.0025	3.665 + 0.018 – 0.018	5.6 + 2.0 – 1.5
6806100	1.16 + 0.09 – 0.14	2.07 + 0.09 – 0.12	0.1297 + 0.0114 – 0.0109	3.865 + 0.024 – 0.025	7.0 + 2.3 – 1.1
6837853	1.07 + 0.11 – 0.16	1.35 + 0.05 – 0.08	0.4338 + 0.0160 – 0.0157	4.204 + 0.017 – 0.022	7.0 + 4.0 – 2.2
6848299	0.97 + 0.15 – 0.15	1.80 + 0.15 – 0.13	0.1664 + 0.0151 – 0.0148	3.913 + 0.017 – 0.017	10.4 + 4.2 – 3.0
6853020	1.29 + 0.23 – 0.12	2.01 + 0.10 – 0.08	0.1647 + 0.0080 – 0.0078	3.956 + 0.024 – 0.020	4.4 + 0.7 – 1.6

Table 4—Continued

KIC	M (M_{\odot})	R (R_{\odot})	ρ (ρ_{\odot})	$\log g$ (dex)	t (Gyr)
6863041	1.30 + 0.12 – 0.13	2.37 + 0.10 – 0.10	0.0973 + 0.0058 – 0.0052	3.801 + 0.016 – 0.017	5.0 + 0.8 – 0.9
6933899	1.22 + 0.07 – 0.17	1.63 + 0.05 – 0.08	0.2783 + 0.0087 – 0.0084	4.091 + 0.010 – 0.014	5.6 + 2.7 – 1.0
6947945	1.17 + 0.15 – 0.19	2.25 + 0.15 – 0.18	0.1026 + 0.0082 – 0.0069	3.801 + 0.009 – 0.009	5.5 + 2.4 – 0.9
7019341	0.98 + 0.20 – 0.12	1.39 + 0.10 – 0.08	0.3650 + 0.0257 – 0.0244	4.145 + 0.020 – 0.020	10.7 + 3.6 – 4.7
7038145	1.39 + 0.27 – 0.11	2.41 + 0.13 – 0.08	0.1001 + 0.0033 – 0.0033	3.820 + 0.023 – 0.015	4.1 + 0.6 – 1.5
7103006	1.38 + 0.13 – 0.16	1.92 + 0.07 – 0.07	0.1957 + 0.0070 – 0.0069	4.011 + 0.014 – 0.016	3.4 + 1.2 – 0.7
7107778	1.39 + 0.17 – 0.14	2.96 + 0.14 – 0.13	0.0538 + 0.0020 – 0.0019	3.640 + 0.014 – 0.014	4.1 + 1.2 – 1.2
7133688	1.36 + 0.13 – 0.17	1.89 + 0.08 – 0.09	0.1994 + 0.0127 – 0.0119	4.014 + 0.019 – 0.020	3.5 + 1.4 – 0.7
7174470	1.34 + 0.25 – 0.14	2.25 + 0.12 – 0.10	0.1183 + 0.0053 – 0.0051	3.863 + 0.025 – 0.020	4.3 + 0.8 – 1.5
7206837	1.30 + 0.11 – 0.13	1.56 + 0.05 – 0.06	0.3435 + 0.0115 – 0.0111	4.165 + 0.013 – 0.015	3.0 + 1.0 – 0.8
7216846	1.37 + 0.21 – 0.15	3.12 + 0.18 – 0.14	0.0452 + 0.0018 – 0.0018	3.588 + 0.015 – 0.017	4.2 + 1.2 – 1.3
7218053
7264595	1.31 + 0.15 – 0.15	2.71 + 0.16 – 0.15	0.0660 + 0.0053 – 0.0050	3.690 + 0.018 – 0.018	4.3 + 1.0 – 0.9
7282890	1.50 + 0.12 – 0.22	2.33 + 0.08 – 0.11	0.1156 + 0.0037 – 0.0036	3.868 + 0.015 – 0.020	3.1 + 1.3 – 0.7
7296438	0.91 + 0.19 – 0.11	1.30 + 0.08 – 0.05	0.4155 + 0.0217 – 0.0212	4.172 + 0.027 – 0.023	12.3 + 3.6 – 5.0
7341231
7376493	0.97 + 0.13 – 0.11	1.49 + 0.08 – 0.07	0.2951 + 0.0148 – 0.0147	4.080 + 0.018 – 0.017	10.0 + 2.9 – 2.7
7383120	1.16 + 0.11 – 0.16	1.42 + 0.05 – 0.08	0.4049 + 0.0213 – 0.0206	4.196 + 0.016 – 0.018	4.8 + 2.8 – 1.3
7386523	1.19 + 0.13 – 0.16	2.11 + 0.11 – 0.12	0.1258 + 0.0099 – 0.0096	3.859 + 0.024 – 0.022	5.5 + 1.6 – 0.7
7429287	1.08 + 0.17 – 0.10	1.59 + 0.09 – 0.07	0.2710 + 0.0104 – 0.0103	4.073 + 0.012 – 0.012	7.8 + 1.8 – 2.6
7448374	1.27 + 0.12 – 0.25	2.30 + 0.09 – 0.20	0.1052 + 0.0065 – 0.0040	3.819 + 0.012 – 0.012	5.1 + 1.9 – 0.7
7465072	1.15 + 0.22 – 0.11	1.66 + 0.10 – 0.08	0.2532 + 0.0260 – 0.0245	4.061 + 0.034 – 0.033	5.2 + 1.2 – 1.8
7529180	1.36 + 0.09 – 0.12	1.47 + 0.05 – 0.06	0.4238 + 0.0252 – 0.0239	4.232 + 0.019 – 0.019	1.6 + 1.0 – 0.6
7530690	1.35 + 0.07 – 0.09	1.34 + 0.04 – 0.04	0.5547 + 0.0304 – 0.0261	4.311 + 0.013 – 0.014	0.3 + 0.8 – 0.4
7534011	1.03 + 0.11 – 0.13	1.78 + 0.09 – 0.12	0.1826 + 0.0124 – 0.0109	3.948 + 0.013 – 0.013	9.5 + 3.2 – 1.9
7584900	1.28 + 0.09 – 0.11	3.67 + 0.11 – 0.14	0.0260 + 0.0008 – 0.0008	3.416 + 0.008 – 0.009	5.1 + 1.2 – 1.0
7591963	1.24 + 0.15 – 0.15	1.89 + 0.07 – 0.09	0.1865 + 0.0062 – 0.0059	3.983 + 0.017 – 0.020	5.3 + 1.3 – 1.2
7611858	1.07 + 0.18 – 0.12	1.53 + 0.08 – 0.08	0.3069 + 0.0151 – 0.0147	4.108 + 0.022 – 0.024	7.2 + 2.5 – 2.5
7622208	1.39 + 0.11 – 0.19	1.92 + 0.07 – 0.10	0.1942 + 0.0086 – 0.0084	4.008 + 0.013 – 0.014	3.2 + 1.7 – 0.7
7628676	1.48 + 0.12 – 0.16	3.18 + 0.12 – 0.14	0.0458 + 0.0016 – 0.0016	3.599 + 0.010 – 0.011	3.4 + 1.2 – 0.7
7668623	1.36 + 0.20 – 0.14	2.27 + 0.11 – 0.09	0.1173 + 0.0044 – 0.0043	3.862 + 0.020 – 0.018	4.1 + 0.9 – 1.2
7680114	1.06 + 0.11 – 0.12	1.40 + 0.05 – 0.06	0.3876 + 0.0122 – 0.0120	4.171 + 0.012 – 0.014	8.1 + 3.0 – 2.4
7700968	1.00 + 0.12 – 0.12	1.21 + 0.06 – 0.06	0.5652 + 0.0305 – 0.0291	4.272 + 0.019 – 0.018	7.5 + 3.3 – 2.9
7739672	1.26 + 0.13 – 0.21	1.74 + 0.07 – 0.10	0.2354 + 0.0110 – 0.0109	4.048 + 0.020 – 0.026	4.6 + 2.3 – 1.1
7747078
7771282	1.32 + 0.10 – 0.18	1.65 + 0.05 – 0.07	0.2917 + 0.0127 – 0.0124	4.119 + 0.016 – 0.019	3.2 + 1.4 – 0.7
7799349	1.27 + 0.11 – 0.11	2.74 + 0.09 – 0.09	0.0615 + 0.0017 – 0.0017	3.664 + 0.013 – 0.013	5.2 + 1.1 – 0.9
7799430	1.08 + 0.14 – 0.14	2.75 + 0.14 – 0.15	0.0521 + 0.0023 – 0.0022	3.592 + 0.012 – 0.013	6.9 + 3.9 – 1.7
7800289	1.69 + 0.20 – 0.21	3.00 + 0.13 – 0.14	0.0629 + 0.0021 – 0.0023	3.713 + 0.015 – 0.019	2.4 + 0.7 – 0.7
7833440	1.16 + 0.13 – 0.10	1.70 + 0.07 – 0.05	0.2348 + 0.0081 – 0.0081	4.039 + 0.017 – 0.014	4.8 + 0.9 – 0.9
7870112	1.01 + 0.13 – 0.12	1.57 + 0.08 – 0.07	0.2607 + 0.0105 – 0.0103	4.049 + 0.023 – 0.018	9.9 + 2.9 – 2.6
7871531	0.82 + 0.10 – 0.05	0.87 + 0.03 – 0.02	1.2693 + 0.0612 – 0.0605	4.481 + 0.020 – 0.018	11.8 + 4.0 – 6.2
7880676	1.41 + 0.15 – 0.11	2.07 + 0.07 – 0.07	0.1586 + 0.0053 – 0.0053	3.955 + 0.014 – 0.014	3.6 + 0.7 – 0.9
7910848	1.09 + 0.19 – 0.11	1.56 + 0.08 – 0.06	0.2855 + 0.0118 – 0.0115	4.087 + 0.026 – 0.019	6.3 + 1.9 – 2.2
7914731	1.38 + 0.13 – 0.15	2.76 + 0.14 – 0.13	0.0654 + 0.0046 – 0.0045	3.693 + 0.018 – 0.019	4.0 + 0.9 – 0.7

Table 4—Continued

KIC	M (M_{\odot})	R (R_{\odot})	ρ (ρ_{\odot})	$\log g$ (dex)	t (Gyr)
7938112	1.37 + 0.13 – 0.17	1.84 + 0.07 – 0.09	0.2190 + 0.0130 – 0.0125	4.043 + 0.018 – 0.020	3.2 + 1.4 – 0.7
7940546	1.33 + 0.08 – 0.10	1.93 + 0.04 – 0.05	0.1862 + 0.0042 – 0.0042	3.992 + 0.011 – 0.011	3.8 + 1.0 – 0.6
7970740	0.82 + 0.11 – 0.05	0.80 + 0.03 – 0.02	1.6327 + 0.0797 – 0.0792	4.557 + 0.017 – 0.018	6.2 + 3.3 – 5.9
7976303	1.22 + 0.09 – 0.11	2.04 + 0.06 – 0.07	0.1428 + 0.0045 – 0.0045	3.901 + 0.013 – 0.013	4.9 + 0.9 – 0.7
8006161	0.82 + 0.08 – 0.05	0.88 + 0.03 – 0.02	1.2039 + 0.0303 – 0.0293	4.464 + 0.012 – 0.010	13.8 + 3.8 – 5.4
8012842	0.95 + 0.18 – 0.11	1.25 + 0.07 – 0.06	0.4922 + 0.0241 – 0.0233	4.227 + 0.023 – 0.023	10.0 + 3.7 – 4.3
8016496	1.43 + 0.15 – 0.12	2.04 + 0.08 – 0.08	0.1699 + 0.0069 – 0.0066	3.976 + 0.014 – 0.015	3.2 + 0.7 – 0.8
8018599	1.53 + 0.15 – 0.16	3.32 + 0.12 – 0.12	0.0418 + 0.0019 – 0.0018	3.579 + 0.018 – 0.018	2.9 + 0.8 – 0.6
8019508	1.41 + 0.30 – 0.12	2.59 + 0.17 – 0.12	0.0820 + 0.0063 – 0.0059	3.766 + 0.021 – 0.020	3.7 + 0.7 – 1.5
8026226	1.48 + 0.14 – 0.14	2.84 + 0.11 – 0.11	0.0644 + 0.0024 – 0.0024	3.700 + 0.015 – 0.014	3.2 + 0.8 – 0.7
8027956	1.12 + 0.19 – 0.13	1.71 + 0.09 – 0.08	0.2274 + 0.0117 – 0.0111	4.028 + 0.022 – 0.021	6.3 + 1.9 – 1.9
8045442	1.44 + 0.14 – 0.18	3.01 + 0.11 – 0.12	0.0530 + 0.0022 – 0.0023	3.638 + 0.016 – 0.017	3.5 + 1.0 – 0.6
8106950	1.12 + 0.14 – 0.12	1.73 + 0.08 – 0.07	0.2158 + 0.0102 – 0.0101	4.010 + 0.018 – 0.017	5.8 + 1.6 – 1.1
8114155	0.99 + 0.18 – 0.11	1.51 + 0.09 – 0.07	0.2881 + 0.0123 – 0.0124	4.077 + 0.022 – 0.018	9.8 + 2.9 – 3.4
8150065	1.21 + 0.10 – 0.12	1.42 + 0.05 – 0.06	0.4279 + 0.0166 – 0.0163	4.219 + 0.013 – 0.015	3.4 + 1.5 – 1.0
8172589	1.14 + 0.15 – 0.17	2.15 + 0.13 – 0.14	0.1145 + 0.0105 – 0.0097	3.827 + 0.024 – 0.024	6.0 + 2.3 – 1.0
8174170	1.25 + 0.13 – 0.20	2.18 + 0.12 – 0.16	0.1216 + 0.0095 – 0.0085	3.859 + 0.016 – 0.016	4.9 + 1.3 – 0.8
8174981	1.38 + 0.12 – 0.19	2.05 + 0.08 – 0.09	0.1581 + 0.0066 – 0.0065	3.948 + 0.014 – 0.020	4.0 + 1.2 – 0.7
8176564	1.19 + 0.11 – 0.12	1.55 + 0.05 – 0.06	0.3226 + 0.0118 – 0.0109	4.136 + 0.012 – 0.013	4.6 + 1.6 – 0.8
8179536	1.28 + 0.11 – 0.13	1.36 + 0.04 – 0.05	0.5040 + 0.0192 – 0.0190	4.273 + 0.014 – 0.015	1.8 + 1.2 – 0.9
8179643	1.34 + 0.14 – 0.14	1.97 + 0.09 – 0.10	0.1756 + 0.0100 – 0.0096	3.975 + 0.015 – 0.015	4.0 + 0.9 – 0.8
8179973	1.28 + 0.10 – 0.12	3.54 + 0.10 – 0.12	0.0288 + 0.0006 – 0.0006	3.445 + 0.010 – 0.012	5.2 + 1.2 – 0.9
8216936	1.37 + 0.14 – 0.17	1.92 + 0.08 – 0.09	0.1943 + 0.0128 – 0.0125	4.008 + 0.019 – 0.019	3.4 + 1.3 – 0.7
8228742	1.34 + 0.09 – 0.09	1.87 + 0.05 – 0.05	0.2053 + 0.0051 – 0.0049	4.021 + 0.011 – 0.011	4.0 + 0.7 – 0.6
8241455	1.38 + 0.25 – 0.13	2.45 + 0.12 – 0.09	0.0941 + 0.0030 – 0.0030	3.801 + 0.021 – 0.017	3.9 + 0.8 – 1.3
8249189	1.33 + 0.11 – 0.19	1.70 + 0.09 – 0.10	0.2652 + 0.0258 – 0.0254	4.090 + 0.026 – 0.026	3.4 + 1.5 – 0.8
8289241	1.13 + 0.12 – 0.12	1.33 + 0.06 – 0.06	0.4805 + 0.0272 – 0.0256	4.242 + 0.017 – 0.017	4.0 + 1.9 – 1.5
8298626	1.16 + 0.11 – 0.13	1.37 + 0.05 – 0.06	0.4527 + 0.0158 – 0.0152	4.230 + 0.013 – 0.015	3.9 + 2.0 – 1.3
8321567	1.01 + 0.13 – 0.11	1.56 + 0.07 – 0.06	0.2659 + 0.0086 – 0.0087	4.055 + 0.019 – 0.017	9.5 + 2.7 – 2.4
8360349	1.64 + 0.09 – 0.28	2.60 + 0.07 – 0.15	0.0918 + 0.0028 – 0.0027	3.813 + 0.012 – 0.021	2.5 + 1.4 – 0.3
8367710	1.40 + 0.15 – 0.12	2.00 + 0.07 – 0.07	0.1750 + 0.0067 – 0.0066	3.983 + 0.014 – 0.015	3.4 + 0.8 – 0.8
8377423	1.21 + 0.19 – 0.14	1.99 + 0.12 – 0.11	0.1560 + 0.0153 – 0.0157	3.928 + 0.032 – 0.031	5.1 + 1.1 – 1.3
8379927	1.20 + 0.06 – 0.07	1.15 + 0.02 – 0.02	0.7936 + 0.0145 – 0.0148	4.396 + 0.008 – 0.009	1.2 + 1.2 – 1.0
8391021	1.26 + 0.10 – 0.11	1.54 + 0.05 – 0.05	0.3469 + 0.0111 – 0.0110	4.163 + 0.010 – 0.011	3.6 + 0.9 – 0.8
8394589	1.06 + 0.11 – 0.11	1.18 + 0.05 – 0.05	0.6447 + 0.0236 – 0.0227	4.318 + 0.015 – 0.015	4.1 + 2.2 – 1.8
8408931	1.56 + 0.28 – 0.15	2.91 + 0.15 – 0.11	0.0633 + 0.0024 – 0.0022	3.704 + 0.021 – 0.017	2.9 + 0.7 – 1.2
8414062	1.35 + 0.11 – 0.15	1.71 + 0.06 – 0.07	0.2703 + 0.0145 – 0.0139	4.101 + 0.019 – 0.021	2.9 + 1.1 – 0.7
8416311	1.41 + 0.15 – 0.09	2.21 + 0.09 – 0.06	0.1313 + 0.0043 – 0.0042	3.901 + 0.014 – 0.013	3.6 + 0.6 – 1.1
8420801	1.35 + 0.10 – 0.19	1.74 + 0.06 – 0.08	0.2524 + 0.0130 – 0.0127	4.080 + 0.017 – 0.020	3.1 + 1.6 – 0.7
8424992	0.96 + 0.10 – 0.11	1.06 + 0.05 – 0.05	0.8009 + 0.0390 – 0.0374	4.367 + 0.016 – 0.017	7.8 + 4.1 – 3.1
8435400	1.50 + 0.13 – 0.21	2.34 + 0.12 – 0.13	0.1140 + 0.0072 – 0.0071	3.863 + 0.016 – 0.016	3.1 + 1.2 – 0.7
8491374	1.38 + 0.14 – 0.19	1.95 + 0.09 – 0.10	0.1822 + 0.0132 – 0.0127	3.988 + 0.023 – 0.023	3.3 + 1.5 – 0.7
8493735	1.33 + 0.14 – 0.15	2.57 + 0.11 – 0.12	0.0788 + 0.0038 – 0.0038	3.743 + 0.015 – 0.015	4.2 + 0.9 – 0.7
8493800	1.27 + 0.10 – 0.12	1.49 + 0.05 – 0.06	0.3875 + 0.0163 – 0.0161	4.196 + 0.016 – 0.017	3.2 + 1.1 – 0.9
8499940	1.14 + 0.15 – 0.13	1.65 + 0.07 – 0.07	0.2561 + 0.0081 – 0.0079	4.063 + 0.020 – 0.021	5.9 + 1.9 – 1.6

Table 4—Continued

KIC	M (M_{\odot})	R (R_{\odot})	ρ (ρ_{\odot})	$\log g$ (dex)	t (Gyr)
8516041	1.09 + 0.13 – 0.12	1.30 + 0.06 – 0.06	0.4945 + 0.0280 – 0.0278	4.246 + 0.018 – 0.019	4.8 + 2.4 – 1.9
8524425	1.14 + 0.08 – 0.09	1.83 + 0.05 – 0.06	0.1854 + 0.0053 – 0.0052	3.968 + 0.008 – 0.009	7.2 + 1.3 – 0.9
8547279	1.32 + 0.33 – 0.27	3.34 + 0.33 – 0.29	0.0352 + 0.0030 – 0.0028	3.509 + 0.026 – 0.029	4.4 + 2.7 – 2.0
8561221	1.34 + 0.21 – 0.17	3.05 + 0.17 – 0.15	0.0469 + 0.0014 – 0.0013	3.595 + 0.017 – 0.018	4.2 + 1.4 – 1.3
8574769	0.92 + 0.11 – 0.11	1.50 + 0.07 – 0.07	0.2711 + 0.0123 – 0.0120	4.047 + 0.016 – 0.016	13.8 + 3.9 – 3.6
8579578	1.37 + 0.16 – 0.16	2.16 + 0.09 – 0.08	0.1368 + 0.0054 – 0.0051	3.909 + 0.017 – 0.022	3.8 + 1.1 – 0.9
8621637	1.12 + 0.11 – 0.14	1.86 + 0.08 – 0.09	0.1741 + 0.0083 – 0.0082	3.946 + 0.015 – 0.016	7.0 + 1.9 – 1.0
8656342	1.10 + 0.20 – 0.11	1.59 + 0.09 – 0.06	0.2711 + 0.0114 – 0.0113	4.073 + 0.026 – 0.020	6.2 + 1.8 – 2.2
8677016	1.15 + 0.14 – 0.15	1.35 + 0.08 – 0.08	0.4648 + 0.0456 – 0.0435	4.235 + 0.026 – 0.028	3.9 + 2.4 – 1.6
8694723	1.26 + 0.10 – 0.11	1.60 + 0.04 – 0.05	0.3092 + 0.0068 – 0.0066	4.131 + 0.011 – 0.012	3.7 + 1.0 – 0.9
8696343	1.11 + 0.11 – 0.13	1.18 + 0.05 – 0.06	0.6695 + 0.0354 – 0.0331	4.335 + 0.015 – 0.016	3.4 + 2.5 – 1.7
8702606	1.28 + 0.11 – 0.11	2.48 + 0.08 – 0.09	0.0840 + 0.0025 – 0.0025	3.756 + 0.009 – 0.009	4.8 + 0.6 – 0.6
8738809	1.53 + 0.08 – 0.23	2.27 + 0.06 – 0.12	0.1289 + 0.0043 – 0.0043	3.900 + 0.013 – 0.018	3.2 + 1.5 – 0.4
8751420
8760414
8776961	1.12 + 0.21 – 0.10	1.71 + 0.11 – 0.07	0.2244 + 0.0094 – 0.0093	4.022 + 0.015 – 0.013	7.3 + 1.6 – 2.5
8802782	1.31 + 0.14 – 0.16	2.29 + 0.11 – 0.11	0.1096 + 0.0074 – 0.0068	3.836 + 0.023 – 0.021	4.5 + 1.0 – 0.8
8817551	1.29 + 0.11 – 0.13	2.37 + 0.09 – 0.10	0.0966 + 0.0039 – 0.0037	3.797 + 0.014 – 0.015	4.9 + 0.8 – 0.7
8868481	1.29 + 0.12 – 0.16	2.46 + 0.11 – 0.12	0.0867 + 0.0057 – 0.0055	3.765 + 0.017 – 0.018	4.7 + 1.1 – 0.7
8915084	1.17 + 0.06 – 0.18	1.51 + 0.04 – 0.08	0.3371 + 0.0121 – 0.0117	4.143 + 0.012 – 0.019	5.9 + 3.6 – 0.9
8938364	1.09 + 0.07 – 0.10	1.40 + 0.04 – 0.05	0.3935 + 0.0103 – 0.0104	4.179 + 0.010 – 0.011	6.6 + 2.1 – 1.6
8940939	1.27 + 0.11 – 0.14	1.57 + 0.06 – 0.07	0.3296 + 0.0137 – 0.0136	4.150 + 0.014 – 0.014	3.4 + 1.1 – 0.9
8950146	1.24 + 0.11 – 0.15	1.35 + 0.05 – 0.06	0.4999 + 0.0252 – 0.0246	4.266 + 0.018 – 0.019	2.3 + 1.7 – 1.1
8952800	1.39 + 0.11 – 0.13	2.07 + 0.07 – 0.07	0.1560 + 0.0056 – 0.0054	3.947 + 0.011 – 0.013	3.9 + 1.0 – 0.6
8956017	1.39 + 0.15 – 0.10	1.84 + 0.08 – 0.07	0.2257 + 0.0125 – 0.0121	4.056 + 0.016 – 0.016	2.9 + 0.6 – 0.8
8981766	1.38 + 0.11 – 0.09	1.82 + 0.05 – 0.05	0.2294 + 0.0093 – 0.0090	4.059 + 0.014 – 0.015	3.4 + 0.6 – 0.7
9005973	1.10 + 0.16 – 0.13	1.45 + 0.07 – 0.06	0.3641 + 0.0179 – 0.0175	4.159 + 0.021 – 0.020	5.6 + 2.3 – 2.0
9025370	0.83 + 0.12 – 0.06	0.96 + 0.04 – 0.03	0.9429 + 0.0292 – 0.0290	4.395 + 0.016 – 0.013	13.1 + 3.4 – 5.4
9026479	1.24 + 0.12 – 0.13	2.35 + 0.10 – 0.11	0.0954 + 0.0043 – 0.0041	3.788 + 0.011 – 0.011	5.1 + 0.8 – 0.8
9026685	1.03 + 0.10 – 0.12	1.71 + 0.07 – 0.09	0.2053 + 0.0098 – 0.0092	3.982 + 0.014 – 0.015	9.2 + 2.6 – 1.8
9049593	1.13 + 0.06 – 0.22	1.40 + 0.04 – 0.09	0.4076 + 0.0199 – 0.0196	4.189 + 0.018 – 0.025	6.4 + 5.5 – 1.3
9051235	1.20 + 0.10 – 0.14	2.09 + 0.08 – 0.09	0.1313 + 0.0073 – 0.0070	3.874 + 0.017 – 0.019	5.8 + 1.2 – 0.7
9073645	1.40 + 0.19 – 0.12	2.37 + 0.13 – 0.10	0.1051 + 0.0064 – 0.0063	3.836 + 0.016 – 0.017	3.7 + 0.8 – 1.1
9073950	1.37 + 0.26 – 0.11	3.92 + 0.29 – 0.13	0.0225 + 0.0008 – 0.0009	3.389 + 0.014 – 0.012	3.7 + 1.0 – 1.5
9093289	1.18 + 0.14 – 0.15	1.42 + 0.07 – 0.07	0.4104 + 0.0270 – 0.0258	4.202 + 0.023 – 0.024	3.7 + 2.2 – 1.4
9098294	1.00 + 0.10 – 0.10	1.16 + 0.04 – 0.05	0.6364 + 0.0209 – 0.0205	4.306 + 0.013 – 0.013	6.7 + 2.8 – 2.2
9116461	1.23 + 0.10 – 0.13	1.26 + 0.04 – 0.05	0.6089 + 0.0270 – 0.0263	4.323 + 0.015 – 0.017	1.4 + 1.5 – 1.1
9119139	1.00 + 0.11 – 0.13	1.71 + 0.08 – 0.09	0.2003 + 0.0110 – 0.0108	3.971 + 0.017 – 0.018	10.4 + 3.2 – 2.1
9138680	1.34 + 0.12 – 0.14	2.44 + 0.09 – 0.10	0.0916 + 0.0034 – 0.0033	3.786 + 0.015 – 0.016	4.3 + 0.9 – 0.7
9139151	1.11 + 0.11 – 0.14	1.14 + 0.04 – 0.05	0.7531 + 0.0270 – 0.0269	4.369 + 0.016 – 0.017	2.8 + 2.8 – 2.0
9139163	1.26 + 0.11 – 0.12	1.52 + 0.05 – 0.06	0.3619 + 0.0096 – 0.0096	4.176 + 0.012 – 0.013	3.2 + 1.0 – 0.9
9143749	1.24 + 0.10 – 0.17	1.76 + 0.07 – 0.09	0.2262 + 0.0093 – 0.0089	4.035 + 0.015 – 0.017	4.8 + 1.8 – 0.8
9150095	1.38 + 0.41 – 0.15	4.21 + 0.56 – 0.23	0.0184 + 0.0013 – 0.0018	3.333 + 0.010 – 0.010	4.1 + 1.3 – 2.2
9158609	0.94 + 0.42 – 0.21	3.06 + 0.40 – 0.30	0.0347 + 0.0059 – 0.0057	3.465 + 0.057 – 0.058	11.9 + 6.5 – 7.6
9163769	1.36 + 0.08 – 0.13	1.53 + 0.04 – 0.05	0.3731 + 0.0155 – 0.0150	4.194 + 0.016 – 0.017	2.2 + 1.0 – 0.6

Table 4—Continued

KIC	M (M_{\odot})	R (R_{\odot})	ρ (ρ_{\odot})	$\log g$ (dex)	t (Gyr)
9201604	1.33 + 0.26 – 0.18	3.30 + 0.30 – 0.23	0.0370 + 0.0026 – 0.0028	3.524 + 0.010 – 0.011	4.2 + 1.6 – 1.6
9202077	1.39 + 0.12 – 0.09	1.97 + 0.05 – 0.05	0.1838 + 0.0052 – 0.0052	3.996 + 0.013 – 0.013	3.8 + 0.7 – 0.8
9204313	1.02 + 0.18 – 0.11	1.52 + 0.09 – 0.07	0.2911 + 0.0125 – 0.0119	4.083 + 0.020 – 0.017	8.8 + 2.6 – 3.0
9206432	1.38 + 0.07 – 0.06	1.50 + 0.03 – 0.03	0.4103 + 0.0110 – 0.0110	4.226 + 0.008 – 0.008	1.6 + 0.3 – 0.3
9225600	1.29 + 0.12 – 0.15	1.78 + 0.07 – 0.08	0.2293 + 0.0118 – 0.0118	4.046 + 0.019 – 0.020	4.1 + 1.1 – 0.9
9226926	1.46 + 0.15 – 0.10	1.65 + 0.07 – 0.05	0.3260 + 0.0162 – 0.0165	4.169 + 0.016 – 0.016	1.8 + 0.5 – 0.8
9266926	1.04 + 0.15 – 0.11	1.51 + 0.08 – 0.06	0.2994 + 0.0131 – 0.0131	4.094 + 0.019 – 0.017	7.7 + 2.2 – 2.4
9273544	1.14 + 0.12 – 0.12	1.55 + 0.07 – 0.07	0.3047 + 0.0139 – 0.0138	4.112 + 0.013 – 0.013	5.5 + 1.7 – 1.4
9287845	1.48 + 0.16 – 0.14	2.26 + 0.11 – 0.10	0.1270 + 0.0093 – 0.0086	3.897 + 0.021 – 0.021	3.0 + 0.9 – 0.9
9289275	1.35 + 0.08 – 0.12	1.78 + 0.04 – 0.06	0.2396 + 0.0062 – 0.0062	4.065 + 0.011 – 0.012	3.7 + 0.9 – 0.6
9292130	1.31 + 0.19 – 0.12	2.16 + 0.10 – 0.08	0.1292 + 0.0051 – 0.0050	3.885 + 0.015 – 0.013	4.5 + 0.8 – 1.2
9328372	1.36 + 0.11 – 0.13	1.74 + 0.07 – 0.08	0.2583 + 0.0197 – 0.0185	4.089 + 0.022 – 0.022	2.9 + 1.0 – 0.7
9335972	1.23 + 0.13 – 0.20	2.18 + 0.11 – 0.16	0.1186 + 0.0078 – 0.0069	3.847 + 0.010 – 0.010	5.2 + 1.7 – 0.7
9353712	1.40 + 0.16 – 0.12	2.13 + 0.08 – 0.07	0.1446 + 0.0043 – 0.0043	3.926 + 0.015 – 0.013	3.6 + 0.8 – 1.0
9353859	1.65 + 0.17 – 0.19	3.75 + 0.18 – 0.21	0.0314 + 0.0018 – 0.0017	3.506 + 0.013 – 0.014	2.4 + 0.9 – 0.7
9390670	1.23 + 0.15 – 0.15	1.66 + 0.07 – 0.08	0.2703 + 0.0161 – 0.0153	4.088 + 0.022 – 0.024	4.3 + 1.4 – 1.1
9394953	1.24 + 0.09 – 0.18	1.75 + 0.06 – 0.08	0.2269 + 0.0068 – 0.0068	4.036 + 0.014 – 0.019	5.2 + 1.7 – 0.9
9402223	1.46 + 0.25 – 0.13	2.60 + 0.15 – 0.11	0.0833 + 0.0041 – 0.0038	3.776 + 0.016 – 0.016	3.4 + 0.7 – 1.2
9410862	1.12 + 0.10 – 0.11	1.22 + 0.04 – 0.05	0.6231 + 0.0212 – 0.0208	4.316 + 0.012 – 0.013	3.4 + 1.9 – 1.5
9414381	1.18 + 0.09 – 0.11	2.09 + 0.07 – 0.09	0.1294 + 0.0055 – 0.0053	3.868 + 0.010 – 0.010	6.3 + 1.2 – 0.7
9414417	1.24 + 0.14 – 0.11	1.85 + 0.07 – 0.06	0.1949 + 0.0060 – 0.0058	3.995 + 0.016 – 0.014	4.7 + 0.6 – 1.2
9446628	1.30 + 0.17 – 0.14	1.96 + 0.10 – 0.10	0.1735 + 0.0131 – 0.0126	3.970 + 0.022 – 0.023	4.3 + 0.8 – 1.1
9451741	1.13 + 0.06 – 0.18	1.32 + 0.04 – 0.07	0.4869 + 0.0205 – 0.0193	4.241 + 0.015 – 0.018	6.0 + 4.3 – 1.5
9455860	1.37 + 0.12 – 0.10	1.67 + 0.07 – 0.06	0.2966 + 0.0196 – 0.0191	4.132 + 0.020 – 0.019	2.5 + 0.8 – 0.6
9457728	1.21 + 0.18 – 0.08	1.85 + 0.09 – 0.05	0.1929 + 0.0063 – 0.0061	3.991 + 0.017 – 0.014	4.8 + 0.6 – 1.5
9458636	1.14 + 0.10 – 0.10	1.68 + 0.07 – 0.06	0.2406 + 0.0104 – 0.0100	4.044 + 0.016 – 0.016	5.2 + 1.2 – 0.8
9468847	1.14 + 0.16 – 0.12	1.79 + 0.08 – 0.07	0.1995 + 0.0072 – 0.0072	3.990 + 0.016 – 0.015	5.7 + 1.5 – 1.1
9512063	1.21 + 0.13 – 0.17	2.08 + 0.11 – 0.12	0.1336 + 0.0079 – 0.0082	3.881 + 0.017 – 0.017	5.1 + 1.4 – 0.7
9542776	1.38 + 0.20 – 0.14	2.49 + 0.19 – 0.16	0.0900 + 0.0145 – 0.0132	3.790 + 0.041 – 0.046	3.8 + 0.7 – 1.0
9574283	1.35 + 0.18 – 0.14	3.06 + 0.19 – 0.15	0.0468 + 0.0024 – 0.0025	3.595 + 0.009 – 0.009	4.0 + 1.1 – 1.1
9579208	1.33 + 0.10 – 0.15	1.85 + 0.06 – 0.08	0.2085 + 0.0072 – 0.0069	4.023 + 0.013 – 0.014	3.6 + 1.4 – 0.6
9641837	1.37 + 0.18 – 0.12	2.24 + 0.12 – 0.08	0.1214 + 0.0049 – 0.0045	3.876 + 0.012 – 0.012	4.0 + 0.7 – 1.1
9664694	1.39 + 0.19 – 0.11	2.46 + 0.13 – 0.09	0.0937 + 0.0042 – 0.0042	3.801 + 0.018 – 0.016	4.0 + 0.7 – 1.0
9693187	0.95 + 0.11 – 0.09	1.42 + 0.06 – 0.05	0.3344 + 0.0100 – 0.0101	4.113 + 0.014 – 0.014	10.8 + 2.8 – 2.8
9696358	1.37 + 0.17 – 0.13	2.10 + 0.09 – 0.08	0.1489 + 0.0081 – 0.0080	3.934 + 0.020 – 0.022	3.8 + 0.9 – 1.0
9697131	1.39 + 0.15 – 0.11	1.90 + 0.07 – 0.07	0.2026 + 0.0079 – 0.0078	4.024 + 0.015 – 0.017	3.2 + 0.8 – 0.8
9700430	1.21 + 0.11 – 0.15	1.53 + 0.05 – 0.06	0.3377 + 0.0126 – 0.0126	4.150 + 0.015 – 0.018	4.4 + 2.0 – 1.1
9702369	1.27 + 0.09 – 0.11	1.38 + 0.04 – 0.04	0.4841 + 0.0134 – 0.0132	4.261 + 0.011 – 0.012	2.0 + 1.0 – 0.8
9702752	1.12 + 0.19 – 0.11	1.68 + 0.08 – 0.06	0.2382 + 0.0057 – 0.0056	4.038 + 0.024 – 0.014	7.4 + 1.6 – 2.4
9715099	1.37 + 0.15 – 0.17	2.49 + 0.10 – 0.11	0.0886 + 0.0032 – 0.0031	3.780 + 0.019 – 0.019	4.0 + 1.0 – 0.7
9754284	1.26 + 0.12 – 0.15	1.62 + 0.05 – 0.07	0.2960 + 0.0119 – 0.0116	4.117 + 0.016 – 0.019	4.1 + 1.6 – 1.0
9757640	0.99 + 0.12 – 0.13	1.70 + 0.08 – 0.08	0.2007 + 0.0080 – 0.0078	3.970 + 0.017 – 0.018	10.5 + 3.2 – 2.3
9762786	1.38 + 0.14 – 0.19	1.96 + 0.10 – 0.12	0.1826 + 0.0130 – 0.0120	3.990 + 0.014 – 0.014	3.4 + 1.5 – 0.8
9768011	1.35 + 0.16 – 0.16	2.02 + 0.13 – 0.13	0.1628 + 0.0155 – 0.0148	3.955 + 0.023 – 0.024	3.7 + 1.2 – 1.1
9778067	1.38 + 0.17 – 0.10	2.16 + 0.10 – 0.08	0.1387 + 0.0079 – 0.0075	3.914 + 0.017 – 0.017	3.7 + 0.8 – 1.1

Table 4—Continued

KIC	M (M_{\odot})	R (R_{\odot})	ρ (ρ_{\odot})	$\log g$ (dex)	t (Gyr)
9787965	1.24 + 0.17 – 0.14	2.02 + 0.11 – 0.10	0.1517 + 0.0109 – 0.0104	3.924 + 0.021 – 0.022	4.8 + 0.8 – 1.1
9788260	1.48 + 0.16 – 0.17	3.18 + 0.14 – 0.15	0.0458 + 0.0021 – 0.0019	3.600 + 0.012 – 0.013	3.3 + 1.1 – 0.8
9791157	1.19 + 0.11 – 0.12	1.97 + 0.07 – 0.08	0.1574 + 0.0060 – 0.0060	3.927 + 0.013 – 0.015	5.7 + 1.1 – 0.7
9812421	1.35 + 0.24 – 0.18	3.21 + 0.25 – 0.20	0.0408 + 0.0026 – 0.0026	3.555 + 0.012 – 0.012	4.1 + 1.5 – 1.5
9812850	1.31 + 0.11 – 0.16	1.78 + 0.06 – 0.08	0.2300 + 0.0077 – 0.0074	4.048 + 0.015 – 0.017	3.7 + 1.3 – 0.7
9821513	1.44 + 0.14 – 0.11	1.92 + 0.07 – 0.06	0.2038 + 0.0072 – 0.0070	4.030 + 0.013 – 0.013	2.9 + 0.6 – 0.8
9880787	1.27 + 0.13 – 0.11	2.09 + 0.08 – 0.08	0.1399 + 0.0048 – 0.0048	3.902 + 0.016 – 0.014	4.9 + 0.6 – 0.8
9893470	1.53 + 0.15 – 0.16	3.33 + 0.11 – 0.13	0.0414 + 0.0016 – 0.0016	3.576 + 0.016 – 0.015	2.9 + 0.8 – 0.6
9897838	1.06 + 0.09 – 0.08	2.60 + 0.09 – 0.08	0.0604 + 0.0016 – 0.0017	3.633 + 0.009 – 0.009	7.1 + 1.9 – 1.6
9903271	1.15 + 0.10 – 0.09	3.29 + 0.10 – 0.10	0.0324 + 0.0006 – 0.0006	3.465 + 0.009 – 0.009	6.7 + 2.1 – 1.4
9908400	1.41 + 0.15 – 0.17	2.73 + 0.10 – 0.11	0.0693 + 0.0027 – 0.0027	3.714 + 0.018 – 0.018	3.7 + 0.9 – 0.7
9955598	0.81 + 0.09 – 0.05	0.87 + 0.03 – 0.02	1.2417 + 0.0516 – 0.0494	4.473 + 0.017 – 0.015	12.2 + 3.7 – 5.4
9962623	1.00 + 0.18 – 0.12	1.41 + 0.08 – 0.07	0.3590 + 0.0221 – 0.0214	4.141 + 0.026 – 0.024	8.8 + 3.8 – 3.6
10003270	1.59 + 0.17 – 0.23	2.49 + 0.09 – 0.13	0.1033 + 0.0043 – 0.0042	3.846 + 0.016 – 0.016	2.5 + 1.3 – 0.7
10016239	1.27 + 0.09 – 0.11	1.29 + 0.04 – 0.04	0.5919 + 0.0211 – 0.0195	4.320 + 0.011 – 0.012	1.1 + 1.1 – 0.9
10018963	1.32 + 0.10 – 0.10	2.00 + 0.05 – 0.06	0.1656 + 0.0035 – 0.0034	3.957 + 0.011 – 0.012	4.1 + 0.8 – 0.7
10019747	1.08 + 0.21 – 0.11	1.66 + 0.11 – 0.07	0.2384 + 0.0101 – 0.0101	4.035 + 0.016 – 0.014	7.9 + 1.9 – 2.8
10024648	1.45 + 0.13 – 0.11	2.01 + 0.07 – 0.07	0.1770 + 0.0051 – 0.0050	3.990 + 0.013 – 0.014	3.2 + 0.7 – 0.8
10025841	1.03 + 0.20 – 0.14	1.50 + 0.09 – 0.08	0.3051 + 0.0135 – 0.0132	4.099 + 0.028 – 0.024	9.0 + 4.6 – 3.9
10068307	1.33 + 0.10 – 0.10	2.04 + 0.06 – 0.06	0.1574 + 0.0033 – 0.0031	3.944 + 0.012 – 0.011	4.0 + 0.8 – 0.7
10070754	1.26 + 0.10 – 0.11	1.29 + 0.04 – 0.05	0.5824 + 0.0266 – 0.0256	4.314 + 0.014 – 0.015	1.2 + 1.1 – 0.9
10074716	1.14 + 0.12 – 0.16	1.45 + 0.06 – 0.08	0.3740 + 0.0188 – 0.0178	4.169 + 0.019 – 0.021	5.2 + 3.1 – 1.5
10079226	1.15 + 0.09 – 0.11	1.15 + 0.04 – 0.04	0.7475 + 0.0243 – 0.0229	4.372 + 0.013 – 0.014	2.4 + 2.1 – 1.7
10081026	1.40 + 0.17 – 0.13	2.39 + 0.11 – 0.09	0.1032 + 0.0050 – 0.0049	3.830 + 0.016 – 0.017	3.6 + 0.8 – 1.0
10088136	1.42 + 0.31 – 0.22	3.54 + 0.33 – 0.27	0.0320 + 0.0027 – 0.0026	3.493 + 0.013 – 0.014	3.4 + 1.8 – 1.4
10118942	1.36 + 0.16 – 0.13	2.27 + 0.09 – 0.08	0.1160 + 0.0046 – 0.0043	3.858 + 0.016 – 0.015	4.0 + 0.8 – 0.9
10129349	1.35 + 0.10 – 0.16	1.53 + 0.05 – 0.06	0.3735 + 0.0173 – 0.0169	4.194 + 0.017 – 0.018	2.0 + 1.4 – 0.7
10130724	0.85 + 0.15 – 0.09	1.08 + 0.06 – 0.04	0.6827 + 0.0216 – 0.0209	4.306 + 0.022 – 0.016	13.8 + 3.9 – 6.1
10130853	1.28 + 0.11 – 0.18	3.82 + 0.17 – 0.25	0.0231 + 0.0014 – 0.0013	3.381 + 0.011 – 0.011	5.1 + 2.1 – 1.1
10147635	1.50 + 0.26 – 0.15	2.71 + 0.14 – 0.10	0.0754 + 0.0022 – 0.0021	3.748 + 0.020 – 0.013	3.3 + 0.7 – 1.3
10162436	1.28 + 0.15 – 0.11	1.97 + 0.07 – 0.06	0.1669 + 0.0047 – 0.0045	3.955 + 0.017 – 0.015	4.5 + 0.7 – 1.2
10186764	1.35 + 0.09 – 0.17	1.73 + 0.05 – 0.07	0.2597 + 0.0106 – 0.0102	4.088 + 0.014 – 0.016	3.1 + 1.5 – 0.6
10202294	1.18 + 0.21 – 0.11	1.88 + 0.08 – 0.07	0.1786 + 0.0062 – 0.0065	3.961 + 0.026 – 0.015	6.2 + 1.1 – 1.9
10214328	1.50 + 0.15 – 0.13	1.92 + 0.07 – 0.07	0.2133 + 0.0109 – 0.0105	4.049 + 0.017 – 0.018	2.3 + 0.7 – 0.8
10215584	0.99 + 0.14 – 0.12	1.12 + 0.06 – 0.05	0.7080 + 0.0409 – 0.0390	4.335 + 0.024 – 0.023	6.8 + 3.5 – 3.4
10272858	1.37 + 0.29 – 0.16	3.62 + 0.34 – 0.20	0.0288 + 0.0018 – 0.0022	3.458 + 0.009 – 0.009	3.9 + 1.4 – 1.6
10272923	1.24 + 0.13 – 0.12	2.89 + 0.12 – 0.12	0.0511 + 0.0018 – 0.0018	3.607 + 0.010 – 0.010	5.3 + 1.2 – 1.1
10290021	1.37 + 0.13 – 0.11	2.05 + 0.06 – 0.07	0.1612 + 0.0045 – 0.0045	3.955 + 0.014 – 0.015	3.9 + 0.9 – 0.8
10295224	1.36 + 0.16 – 0.18	2.58 + 0.12 – 0.13	0.0792 + 0.0056 – 0.0054	3.746 + 0.025 – 0.025	4.0 + 1.0 – 0.7
10319352	0.91 + 0.15 – 0.12	1.41 + 0.08 – 0.07	0.3245 + 0.0234 – 0.0231	4.099 + 0.026 – 0.026	12.9 + 3.8 – 3.9
10322381	1.26 + 0.12 – 0.16	1.46 + 0.07 – 0.08	0.4025 + 0.0355 – 0.0337	4.205 + 0.025 – 0.026	2.8 + 1.5 – 1.1
10324098	1.39 + 0.17 – 0.10	2.18 + 0.09 – 0.07	0.1354 + 0.0052 – 0.0051	3.908 + 0.015 – 0.015	3.7 + 0.6 – 1.0
10351059	1.39 + 0.15 – 0.09	1.81 + 0.06 – 0.05	0.2368 + 0.0069 – 0.0065	4.070 + 0.013 – 0.013	2.9 + 0.6 – 0.7
10355856	1.39 + 0.15 – 0.08	1.77 + 0.06 – 0.05	0.2511 + 0.0066 – 0.0066	4.087 + 0.010 – 0.010	2.8 + 0.5 – 0.7
10385708	1.19 + 0.15 – 0.16	1.76 + 0.07 – 0.09	0.2203 + 0.0074 – 0.0073	4.026 + 0.020 – 0.023	5.4 + 1.8 – 1.3

Table 4—Continued

KIC	M (M_{\odot})	R (R_{\odot})	ρ (ρ_{\odot})	$\log g$ (dex)	t (Gyr)
10394814	1.22 + 0.15 – 0.16	3.28 + 0.18 – 0.21	0.0347 + 0.0021 – 0.0019	3.494 + 0.010 – 0.010	5.2 + 1.6 – 1.3
10398597	1.25 + 0.20 – 0.10	1.92 + 0.10 – 0.07	0.1793 + 0.0095 – 0.0092	3.975 + 0.022 – 0.019	4.7 + 0.7 – 1.6
10417911	1.04 + 0.12 – 0.14	1.81 + 0.10 – 0.11	0.1736 + 0.0141 – 0.0136	3.934 + 0.020 – 0.020	8.8 + 3.0 – 1.8
10454113	1.19 + 0.10 – 0.10	1.26 + 0.04 – 0.04	0.5890 + 0.0147 – 0.0143	4.309 + 0.010 – 0.011	2.7 + 1.5 – 1.2
10462940	1.20 + 0.12 – 0.13	1.26 + 0.05 – 0.05	0.6069 + 0.0317 – 0.0307	4.319 + 0.019 – 0.020	2.2 + 1.7 – 1.4
10491771	1.35 + 0.08 – 0.12	1.53 + 0.04 – 0.06	0.3739 + 0.0167 – 0.0162	4.194 + 0.014 – 0.015	2.1 + 1.0 – 0.5
10516096	1.20 + 0.09 – 0.08	1.46 + 0.04 – 0.04	0.3869 + 0.0097 – 0.0095	4.189 + 0.007 – 0.008	4.2 + 0.9 – 0.8
10518551	1.37 + 0.14 – 0.13	2.15 + 0.09 – 0.08	0.1357 + 0.0052 – 0.0050	3.904 + 0.012 – 0.014	4.0 + 0.9 – 0.9
10593351	1.48 + 0.12 – 0.13	3.01 + 0.11 – 0.12	0.0545 + 0.0025 – 0.0024	3.651 + 0.012 – 0.013	3.3 + 0.7 – 0.6
10610027	1.34 + 0.10 – 0.16	1.47 + 0.06 – 0.07	0.4146 + 0.0286 – 0.0273	4.223 + 0.021 – 0.021	1.8 + 1.4 – 0.7
10644253	1.08 + 0.10 – 0.12	1.09 + 0.04 – 0.05	0.8398 + 0.0356 – 0.0340	4.397 + 0.015 – 0.016	3.0 + 2.8 – 2.1
10655953	1.26 + 0.08 – 0.10	1.26 + 0.05 – 0.05	0.6226 + 0.0430 – 0.0413	4.333 + 0.019 – 0.021	0.8 + 1.2 – 0.8
10670371	1.47 + 0.16 – 0.19	3.02 + 0.14 – 0.15	0.0535 + 0.0028 – 0.0027	3.644 + 0.017 – 0.018	3.4 + 1.2 – 0.9
10709834	1.51 + 0.13 – 0.16	1.79 + 0.06 – 0.07	0.2613 + 0.0086 – 0.0085	4.106 + 0.014 – 0.014	2.0 + 0.8 – 0.6
10712891	1.46 + 0.16 – 0.18	3.03 + 0.13 – 0.15	0.0523 + 0.0019 – 0.0019	3.637 + 0.014 – 0.015	3.4 + 1.2 – 0.9
10717090	1.05 + 0.18 – 0.13	1.48 + 0.08 – 0.09	0.3267 + 0.0201 – 0.0196	4.123 + 0.024 – 0.026	8.2 + 3.3 – 2.9
10727922	1.29 + 0.16 – 0.13	1.98 + 0.11 – 0.10	0.1670 + 0.0130 – 0.0126	3.957 + 0.020 – 0.021	4.4 + 0.8 – 1.2
10731424	1.46 + 0.27 – 0.13	2.61 + 0.18 – 0.14	0.0836 + 0.0073 – 0.0072	3.778 + 0.023 – 0.025	3.3 + 0.7 – 1.3
10732098	1.04 + 0.11 – 0.11	1.73 + 0.07 – 0.07	0.2025 + 0.0077 – 0.0077	3.981 + 0.013 – 0.013	8.0 + 2.0 – 1.6
10794845	1.17 + 0.09 – 0.12	1.16 + 0.04 – 0.04	0.7483 + 0.0453 – 0.0446	4.375 + 0.018 – 0.020	1.2 + 1.8 – 1.2
10858780	0.92 + 0.14 – 0.11	1.43 + 0.10 – 0.08	0.3093 + 0.0260 – 0.0256	4.086 + 0.023 – 0.023	12.5 + 3.8 – 3.8
10873176	1.33 + 0.10 – 0.12	2.15 + 0.07 – 0.08	0.1333 + 0.0054 – 0.0052	3.895 + 0.013 – 0.014	4.0 + 0.9 – 0.7
10909629	1.36 + 0.11 – 0.10	2.17 + 0.07 – 0.07	0.1336 + 0.0053 – 0.0055	3.900 + 0.014 – 0.014	3.8 + 0.7 – 0.8
10923629	1.37 + 0.14 – 0.14	2.42 + 0.10 – 0.10	0.0970 + 0.0037 – 0.0038	3.807 + 0.018 – 0.016	4.0 + 0.8 – 0.7
10937782	1.36 + 0.33 – 0.15	4.07 + 0.45 – 0.21	0.0202 + 0.0011 – 0.0017	3.355 + 0.009 – 0.009	3.9 + 1.3 – 1.8
10959362	1.22 + 0.13 – 0.20	2.18 + 0.11 – 0.16	0.1187 + 0.0080 – 0.0088	3.844 + 0.017 – 0.017	5.3 + 1.6 – 0.7
10963065	1.18 + 0.09 – 0.09	1.27 + 0.04 – 0.04	0.5786 + 0.0116 – 0.0113	4.303 + 0.011 – 0.010	2.5 + 1.3 – 1.2
10971974	1.04 + 0.12 – 0.13	1.19 + 0.06 – 0.06	0.6173 + 0.0401 – 0.0399	4.302 + 0.023 – 0.024	5.8 + 3.4 – 2.5
10972252	1.58 + 0.11 – 0.23	2.43 + 0.07 – 0.13	0.1094 + 0.0041 – 0.0039	3.861 + 0.013 – 0.017	2.8 + 1.3 – 0.5
10972873	1.18 + 0.19 – 0.10	1.88 + 0.09 – 0.06	0.1791 + 0.0058 – 0.0056	3.964 + 0.017 – 0.012	5.8 + 1.0 – 1.5
10976896	1.17 + 0.13 – 0.15	2.22 + 0.10 – 0.12	0.1066 + 0.0047 – 0.0046	3.812 + 0.012 – 0.013	5.5 + 1.5 – 0.8
10990438	1.63 + 0.22 – 0.28	4.13 + 0.23 – 0.31	0.0231 + 0.0012 – 0.0011	3.415 + 0.014 – 0.015	2.4 + 1.6 – 0.8
11021413	1.08 + 0.11 – 0.10	2.06 + 0.08 – 0.08	0.1237 + 0.0041 – 0.0040	3.843 + 0.010 – 0.010	7.3 + 1.7 – 1.4
11026764	1.22 + 0.10 – 0.10	2.08 + 0.07 – 0.08	0.1345 + 0.0048 – 0.0046	3.884 + 0.011 – 0.011	5.7 + 0.7 – 0.6
11027406	1.07 + 0.11 – 0.10	1.37 + 0.05 – 0.05	0.4143 + 0.0151 – 0.0146	4.192 + 0.014 – 0.014	5.5 + 2.0 – 1.8
11070918
11074380	1.22 + 0.16 – 0.17	2.64 + 0.15 – 0.17	0.0666 + 0.0041 – 0.0037	3.681 + 0.014 – 0.015	5.4 + 2.3 – 1.2
11075448	1.34 + 0.10 – 0.14	1.57 + 0.05 – 0.06	0.3423 + 0.0157 – 0.0162	4.166 + 0.017 – 0.018	2.6 + 1.1 – 0.7
11075456	1.29 + 0.11 – 0.17	1.48 + 0.05 – 0.07	0.3983 + 0.0179 – 0.0172	4.207 + 0.018 – 0.020	2.4 + 1.6 – 1.0
11081729	1.36 + 0.10 – 0.11	1.44 + 0.04 – 0.04	0.4603 + 0.0141 – 0.0137	4.257 + 0.012 – 0.013	1.2 + 0.8 – 0.6
11082784	1.28 + 0.12 – 0.25	2.18 + 0.10 – 0.18	0.1231 + 0.0081 – 0.0082	3.860 + 0.017 – 0.015	4.9 + 1.9 – 0.7
11083308	1.35 + 0.14 – 0.15	2.11 + 0.09 – 0.09	0.1422 + 0.0064 – 0.0064	3.915 + 0.015 – 0.017	4.2 + 1.0 – 0.9
11098033	1.38 + 0.21 – 0.14	2.26 + 0.12 – 0.09	0.1212 + 0.0087 – 0.0082	3.877 + 0.024 – 0.027	3.7 + 1.0 – 1.1
11127479	1.14 + 0.09 – 0.16	1.36 + 0.05 – 0.08	0.4528 + 0.0225 – 0.0206	4.225 + 0.014 – 0.015	5.1 + 3.0 – 1.3
11133100	1.40 + 0.25 – 0.17	2.37 + 0.14 – 0.13	0.1091 + 0.0088 – 0.0083	3.849 + 0.025 – 0.027	3.8 + 1.0 – 1.4

Table 4—Continued

KIC	M (M_{\odot})	R (R_{\odot})	ρ (ρ_{\odot})	$\log g$ (dex)	t (Gyr)
11137075	1.00 + 0.09 – 0.10	1.65 + 0.07 – 0.07	0.2245 + 0.0092 – 0.0088	4.005 + 0.011 – 0.011	10.1 + 2.6 – 2.1
11138101	1.34 + 0.13 – 0.18	2.35 + 0.10 – 0.10	0.1026 + 0.0065 – 0.0060	3.819 + 0.024 – 0.023	4.2 + 1.1 – 0.6
11188219	1.01 + 0.13 – 0.12	1.28 + 0.07 – 0.06	0.4825 + 0.0296 – 0.0288	4.227 + 0.019 – 0.019	7.5 + 3.0 – 2.8
11189107	1.52 + 0.18 – 0.15	2.26 + 0.13 – 0.10	0.1308 + 0.0122 – 0.0106	3.909 + 0.027 – 0.026	2.7 + 1.0 – 0.9
11193681	1.31 + 0.11 – 0.13	2.40 + 0.08 – 0.09	0.0943 + 0.0037 – 0.0036	3.792 + 0.014 – 0.014	4.8 + 0.7 – 0.6
11229052	1.27 + 0.12 – 0.15	1.48 + 0.05 – 0.07	0.3900 + 0.0122 – 0.0120	4.198 + 0.015 – 0.017	2.8 + 1.5 – 1.0
11244118	1.10 + 0.16 – 0.06	1.60 + 0.07 – 0.04	0.2749 + 0.0089 – 0.0088	4.082 + 0.017 – 0.013	8.3 + 1.3 – 2.9
11253226	1.39 + 0.16 – 0.08	1.60 + 0.06 – 0.04	0.3421 + 0.0094 – 0.0091	4.178 + 0.010 – 0.010	1.9 + 0.4 – 0.7
11294717	1.04 + 0.12 – 0.13	1.78 + 0.08 – 0.09	0.1825 + 0.0094 – 0.0094	3.949 + 0.018 – 0.019	8.6 + 2.6 – 1.7
11307875	1.63 + 0.16 – 0.28	4.23 + 0.17 – 0.29	0.0216 + 0.0006 – 0.0007	3.394 + 0.013 – 0.019	2.4 + 1.8 – 0.7
11389393	1.30 + 0.12 – 0.17	1.86 + 0.07 – 0.09	0.1997 + 0.0109 – 0.0106	4.006 + 0.018 – 0.019	4.3 + 1.1 – 0.8
11389437	1.16 + 0.11 – 0.10	1.68 + 0.06 – 0.06	0.2452 + 0.0074 – 0.0072	4.052 + 0.015 – 0.014	5.3 + 1.1 – 1.0
11401156	1.07 + 0.11 – 0.10	2.49 + 0.10 – 0.10	0.0699 + 0.0021 – 0.0021	3.678 + 0.011 – 0.011	7.3 + 2.7 – 1.8
11401708	1.40 + 0.10 – 0.10	2.54 + 0.07 – 0.07	0.0853 + 0.0026 – 0.0025	3.773 + 0.009 – 0.010	4.1 + 0.5 – 0.5
11414712	1.19 + 0.12 – 0.14	2.29 + 0.09 – 0.12	0.0990 + 0.0041 – 0.0035	3.794 + 0.011 – 0.011	5.3 + 1.3 – 0.7
11453915	1.25 + 0.06 – 0.09	1.22 + 0.03 – 0.03	0.6846 + 0.0280 – 0.0264	4.359 + 0.011 – 0.013	0.4 + 1.0 – 0.6
11454149	1.18 + 0.09 – 0.11	1.17 + 0.05 – 0.05	0.7277 + 0.0453 – 0.0436	4.369 + 0.017 – 0.018	1.1 + 1.5 – 1.1
11456910	1.30 + 0.11 – 0.17	1.71 + 0.07 – 0.08	0.2591 + 0.0157 – 0.0152	4.082 + 0.019 – 0.020	3.6 + 1.4 – 0.8
11460626	1.30 + 0.13 – 0.17	2.22 + 0.09 – 0.10	0.1193 + 0.0048 – 0.0046	3.859 + 0.020 – 0.018	4.5 + 1.1 – 0.8
11467550	1.26 + 0.15 – 0.14	2.01 + 0.08 – 0.09	0.1569 + 0.0060 – 0.0059	3.934 + 0.020 – 0.020	4.8 + 0.8 – 1.1
11496573	1.54 + 0.18 – 0.23	3.76 + 0.20 – 0.23	0.0289 + 0.0013 – 0.0013	3.470 + 0.013 – 0.015	2.8 + 1.6 – 0.8
11502597	1.08 + 0.19 – 0.11	1.61 + 0.11 – 0.07	0.2599 + 0.0123 – 0.0119	4.061 + 0.012 – 0.012	7.8 + 1.9 – 2.7
11506988	1.28 + 0.19 – 0.12	1.91 + 0.08 – 0.08	0.1888 + 0.0087 – 0.0079	3.992 + 0.026 – 0.022	4.2 + 1.0 – 1.5
11507653	1.05 + 0.20 – 0.13	1.60 + 0.09 – 0.08	0.2607 + 0.0177 – 0.0171	4.056 + 0.027 – 0.025	7.7 + 2.5 – 2.7
11554100	1.21 + 0.14 – 0.16	3.65 + 0.18 – 0.21	0.0249 + 0.0012 – 0.0011	3.395 + 0.010 – 0.011	5.8 + 3.0 – 1.3
11558593	1.45 + 0.19 – 0.21	3.22 + 0.16 – 0.17	0.0431 + 0.0014 – 0.0014	3.580 + 0.016 – 0.020	3.4 + 1.5 – 1.0
11611414	1.16 + 0.21 – 0.10	1.69 + 0.10 – 0.08	0.2437 + 0.0221 – 0.0211	4.054 + 0.027 – 0.027	4.9 + 1.0 – 1.5
11620833	1.60 + 0.11 – 0.26	3.87 + 0.13 – 0.23	0.0273 + 0.0008 – 0.0008	3.455 + 0.014 – 0.017	2.7 + 1.9 – 0.5
11674236	1.03 + 0.14 – 0.15	1.96 + 0.11 – 0.11	0.1355 + 0.0076 – 0.0076	3.861 + 0.020 – 0.021	8.6 + 3.4 – 2.0
11708273	1.07 + 0.18 – 0.12	1.56 + 0.09 – 0.07	0.2814 + 0.0146 – 0.0138	4.081 + 0.023 – 0.022	7.3 + 2.4 – 2.5
11709205	1.33 + 0.07 – 0.14	4.07 + 0.11 – 0.18	0.0197 + 0.0007 – 0.0008	3.340 + 0.011 – 0.011	4.9 + 1.4 – 0.8
11713510	1.07 + 0.11 – 0.09	1.62 + 0.06 – 0.05	0.2501 + 0.0076 – 0.0075	4.046 + 0.012 – 0.011	7.3 + 1.6 – 1.4
11717120	1.05 + 0.12 – 0.12	2.41 + 0.13 – 0.13	0.0746 + 0.0037 – 0.0036	3.693 + 0.007 – 0.007	7.4 + 3.3 – 2.1
11722551	1.09 + 0.07 – 0.07	2.20 + 0.06 – 0.06	0.1028 + 0.0028 – 0.0028	3.791 + 0.008 – 0.008	8.6 + 2.1 – 1.6
11723674	1.37 + 0.17 – 0.15	2.46 + 0.11 – 0.11	0.0924 + 0.0041 – 0.0041	3.794 + 0.019 – 0.017	3.9 + 0.9 – 0.8
11757831	1.42 + 0.14 – 0.10	1.82 + 0.07 – 0.06	0.2351 + 0.0100 – 0.0098	4.070 + 0.014 – 0.014	2.7 + 0.6 – 0.8
11771760	1.54 + 0.11 – 0.13	3.00 + 0.09 – 0.11	0.0572 + 0.0023 – 0.0023	3.671 + 0.013 – 0.013	3.0 + 0.7 – 0.5
11802939	1.37 + 0.16 – 0.19	2.68 + 0.15 – 0.15	0.0713 + 0.0071 – 0.0069	3.718 + 0.030 – 0.030	3.9 + 1.0 – 0.7
11802968	0.98 + 0.12 – 0.13	2.50 + 0.12 – 0.13	0.0621 + 0.0025 – 0.0024	3.629 + 0.013 – 0.014	9.7 + 5.0 – 3.0
11809558	1.37 + 0.17 – 0.14	3.00 + 0.14 – 0.12	0.0504 + 0.0015 – 0.0015	3.618 + 0.014 – 0.014	4.3 + 1.2 – 1.3
11817562	1.39 + 0.28 – 0.11	2.49 + 0.14 – 0.09	0.0913 + 0.0033 – 0.0032	3.795 + 0.023 – 0.017	3.8 + 0.7 – 1.4
11862119	1.17 + 0.15 – 0.13	1.52 + 0.09 – 0.08	0.3318 + 0.0228 – 0.0225	4.141 + 0.018 – 0.018	4.3 + 1.8 – 1.2
11873252	1.23 + 0.45 – 0.23	3.84 + 0.60 – 0.35	0.0216 + 0.0019 – 0.0025	3.357 + 0.013 – 0.013	5.0 + 2.8 – 3.0
11911418	1.32 + 0.11 – 0.12	2.66 + 0.09 – 0.10	0.0697 + 0.0021 – 0.0020	3.706 + 0.010 – 0.011	4.4 + 0.8 – 0.7
11919192	1.60 + 0.15 – 0.19	2.29 + 0.10 – 0.11	0.1324 + 0.0085 – 0.0081	3.919 + 0.019 – 0.020	2.3 + 1.0 – 0.6

Table 4—Continued

KIC	M (M_{\odot})	R (R_{\odot})	ρ (ρ_{\odot})	$\log g$ (dex)	t (Gyr)
11962180	1.35 + 0.14 – 0.15	1.97 + 0.10 – 0.10	0.1772 + 0.0119 – 0.0115	3.979 + 0.016 – 0.018	3.8 + 1.1 – 0.8
11968749	1.43 + 0.48 – 0.43	4.25 + 0.45 – 0.48	0.0187 + 0.0009 – 0.0009	3.342 + 0.033 – 0.051	3.6 + 4.5 – 2.2
11971746	1.11 + 0.10 – 0.17	1.35 + 0.05 – 0.08	0.4471 + 0.0210 – 0.0203	4.215 + 0.018 – 0.021	6.0 + 4.0 – 1.7
12009504	1.25 + 0.09 – 0.10	1.43 + 0.04 – 0.04	0.4280 + 0.0111 – 0.0109	4.224 + 0.010 – 0.010	2.9 + 0.9 – 0.7
12011630	0.85 + 0.12 – 0.08	0.99 + 0.05 – 0.03	0.8915 + 0.0315 – 0.0307	4.383 + 0.018 – 0.015	11.0 + 3.6 – 4.9
12020532	1.75 + 0.14 – 0.19	3.95 + 0.14 – 0.17	0.0283 + 0.0012 – 0.0012	3.484 + 0.014 – 0.014	2.0 + 0.7 – 0.4
12055375	1.04 + 0.16 – 0.12	1.54 + 0.10 – 0.08	0.2845 + 0.0246 – 0.0235	4.081 + 0.025 – 0.026	7.5 + 2.2 – 2.3
12058443	1.12 + 0.12 – 0.11	3.24 + 0.14 – 0.13	0.0328 + 0.0010 – 0.0009	3.464 + 0.010 – 0.011	6.7 + 2.7 – 1.4
12069127	1.38 + 0.14 – 0.09	2.22 + 0.09 – 0.07	0.1275 + 0.0049 – 0.0050	3.890 + 0.014 – 0.014	3.7 + 0.7 – 0.9
12069569	1.36 + 0.19 – 0.14	2.33 + 0.12 – 0.11	0.1081 + 0.0082 – 0.0078	3.839 + 0.022 – 0.023	4.0 + 0.9 – 1.0
12117868	1.10 + 0.12 – 0.13	1.33 + 0.06 – 0.07	0.4714 + 0.0233 – 0.0235	4.232 + 0.016 – 0.017	5.0 + 2.5 – 1.8
12156916	1.28 + 0.14 – 0.16	1.58 + 0.06 – 0.07	0.3241 + 0.0104 – 0.0100	4.146 + 0.015 – 0.018	3.2 + 1.6 – 1.0
12253255	1.48 + 0.16 – 0.14	2.27 + 0.11 – 0.09	0.1244 + 0.0068 – 0.0071	3.890 + 0.018 – 0.018	3.1 + 0.8 – 0.9
12258514	1.19 + 0.08 – 0.14	1.58 + 0.04 – 0.07	0.2983 + 0.0075 – 0.0075	4.111 + 0.010 – 0.016	5.2 + 2.2 – 0.9
12265063	1.22 + 0.15 – 0.16	1.70 + 0.07 – 0.08	0.2482 + 0.0113 – 0.0111	4.061 + 0.022 – 0.022	4.6 + 1.6 – 1.3
12304142	1.36 + 0.09 – 0.11	1.83 + 0.04 – 0.05	0.2218 + 0.0060 – 0.0060	4.045 + 0.012 – 0.013	3.7 + 0.8 – 0.6
12307366	1.39 + 0.29 – 0.08	3.81 + 0.30 – 0.12	0.0253 + 0.0011 – 0.0011	3.429 + 0.011 – 0.012	3.9 + 0.9 – 1.5
12317678	1.41 + 0.13 – 0.09	1.84 + 0.06 – 0.05	0.2253 + 0.0059 – 0.0059	4.057 + 0.011 – 0.011	2.9 + 0.5 – 0.8
12352180
12366681	1.42 + 0.28 – 0.12	2.60 + 0.13 – 0.09	0.0812 + 0.0025 – 0.0025	3.762 + 0.023 – 0.015	3.7 + 0.7 – 1.4
12507240	1.37 + 0.11 – 0.10	1.94 + 0.06 – 0.06	0.1892 + 0.0071 – 0.0071	4.001 + 0.015 – 0.015	3.9 + 0.8 – 0.8
12508433	1.17 + 0.09 – 0.12	2.20 + 0.07 – 0.09	0.1094 + 0.0038 – 0.0036	3.819 + 0.011 – 0.013	6.3 + 1.8 – 0.9
12735580	1.17 + 0.20 – 0.12	1.81 + 0.10 – 0.08	0.1990 + 0.0176 – 0.0168	3.994 + 0.030 – 0.029	5.1 + 1.1 – 1.2

Table 5. Estimated stellar properties using IRFM T_{eff} and field-average $[\text{Fe}/\text{H}]$ values.

KIC	M (M_{\odot})	R (R_{\odot})	ρ (ρ_{\odot})	$\log g$ (dex)	t (Gyr)
1430163	1.38 + 0.15 – 0.09	1.49 + 0.05 – 0.05	0.4219 + 0.0199 – 0.0198	4.237 + 0.017 – 0.017	1.3 + 0.6 – 0.9
1435467	1.19 + 0.20 – 0.08	1.64 + 0.08 – 0.05	0.2750 + 0.0082 – 0.0081	4.091 + 0.022 – 0.016	4.5 + 0.8 – 1.7
1725815	1.43 + 0.15 – 0.13	2.02 + 0.08 – 0.08	0.1733 + 0.0081 – 0.0077	3.982 + 0.016 – 0.016	3.2 + 0.9 – 0.9
2010607	1.48 + 0.15 – 0.14	2.44 + 0.12 – 0.11	0.1022 + 0.0086 – 0.0083	3.835 + 0.027 – 0.028	3.1 + 0.8 – 0.8
2309595	1.18 + 0.19 – 0.22	2.42 + 0.18 – 0.21	0.0825 + 0.0072 – 0.0063	3.737 + 0.013 – 0.014	5.5 + 3.8 – 1.2
2450729	1.13 + 0.11 – 0.13	1.77 + 0.06 – 0.07	0.2026 + 0.0055 – 0.0054	3.992 + 0.018 – 0.017	5.8 + 1.9 – 1.2
2837475	1.47 + 0.15 – 0.13	1.64 + 0.06 – 0.06	0.3325 + 0.0134 – 0.0127	4.173 + 0.020 – 0.016	1.8 + 0.6 – 0.9
2849125	1.52 + 0.17 – 0.19	2.47 + 0.15 – 0.14	0.0988 + 0.0062 – 0.0060	3.826 + 0.016 – 0.016	2.9 + 1.2 – 0.8
2852862	1.53 + 0.12 – 0.16	2.11 + 0.06 – 0.08	0.1636 + 0.0061 – 0.0053	3.973 + 0.017 – 0.015	2.6 + 0.8 – 0.7
2865774	1.30 + 0.12 – 0.15	1.80 + 0.08 – 0.09	0.2213 + 0.0162 – 0.0157	4.036 + 0.023 – 0.024	4.3 + 1.2 – 1.2
2991448	1.07 + 0.13 – 0.13	1.75 + 0.09 – 0.09	0.1992 + 0.0102 – 0.0100	3.980 + 0.020 – 0.017	7.8 + 2.6 – 1.9
2998253	1.29 + 0.12 – 0.18	1.42 + 0.06 – 0.07	0.4418 + 0.0372 – 0.0364	4.235 + 0.029 – 0.031	2.1 + 2.0 – 1.2
3112152	1.38 + 0.12 – 0.16	1.81 + 0.07 – 0.08	0.2300 + 0.0126 – 0.0121	4.058 + 0.017 – 0.020	3.0 + 1.4 – 0.7
3112889	1.30 + 0.16 – 0.15	2.05 + 0.10 – 0.10	0.1531 + 0.0122 – 0.0120	3.932 + 0.028 – 0.027	4.3 + 1.0 – 1.2
3115178	1.14 + 0.12 – 0.15	2.97 + 0.14 – 0.17	0.0439 + 0.0018 – 0.0017	3.551 + 0.010 – 0.011	6.3 + 3.9 – 1.3
3123191	1.28 + 0.12 – 0.18	1.41 + 0.05 – 0.06	0.4489 + 0.0244 – 0.0233	4.240 + 0.022 – 0.026	2.2 + 2.1 – 1.2
3223000	1.12 + 0.11 – 0.17	1.15 + 0.05 – 0.06	0.7282 + 0.0528 – 0.0506	4.361 + 0.025 – 0.029	2.3 + 4.0 – 1.9
3236382	1.45 + 0.16 – 0.11	1.64 + 0.06 – 0.05	0.3314 + 0.0156 – 0.0152	4.172 + 0.020 – 0.019	1.8 + 0.6 – 1.0
3241581	0.89 + 0.16 – 0.10	1.03 + 0.06 – 0.04	0.8133 + 0.0231 – 0.0225	4.362 + 0.024 – 0.018	10.3 + 4.4 – 5.6
3329196	1.04 + 0.13 – 0.13	2.80 + 0.14 – 0.15	0.0474 + 0.0019 – 0.0018	3.560 + 0.012 – 0.013	7.5 + 4.8 – 2.0
3344897	1.55 + 0.16 – 0.18	2.33 + 0.08 – 0.09	0.1229 + 0.0056 – 0.0052	3.893 + 0.021 – 0.018	2.6 + 1.0 – 0.8
3424541	1.55 + 0.21 – 0.18	2.51 + 0.11 – 0.11	0.0994 + 0.0054 – 0.0054	3.833 + 0.021 – 0.020	2.7 + 1.0 – 1.0
3427720	1.08 + 0.11 – 0.15	1.11 + 0.04 – 0.05	0.7850 + 0.0270 – 0.0261	4.378 + 0.017 – 0.019	3.1 + 3.9 – 2.3
3429205	1.36 + 0.28 – 0.16	3.50 + 0.32 – 0.21	0.0318 + 0.0021 – 0.0022	3.487 + 0.012 – 0.013	4.1 + 1.4 – 1.7
3430893
3437637	1.15 + 0.12 – 0.14	2.07 + 0.11 – 0.13	0.1292 + 0.0095 – 0.0083	3.863 + 0.014 – 0.014	6.4 + 2.2 – 1.0
3438633	1.30 + 0.17 – 0.11	1.98 + 0.09 – 0.09	0.1695 + 0.0096 – 0.0091	3.963 + 0.019 – 0.018	4.3 + 0.8 – 1.3
3456181	1.41 + 0.13 – 0.13	2.11 + 0.07 – 0.07	0.1501 + 0.0052 – 0.0049	3.938 + 0.015 – 0.013	3.3 + 1.1 – 0.8
3534307	0.95 + 0.12 – 0.11	1.43 + 0.07 – 0.06	0.3223 + 0.0100 – 0.0099	4.102 + 0.019 – 0.018	11.0 + 4.0 – 3.5
3545753	1.31 + 0.13 – 0.14	2.37 + 0.10 – 0.11	0.0984 + 0.0061 – 0.0059	3.805 + 0.020 – 0.020	4.4 + 0.9 – 0.8
3547794
3630240	1.81 + 0.17 – 0.20	4.74 + 0.19 – 0.24	0.0171 + 0.0009 – 0.0008	3.342 + 0.014 – 0.014	1.7 + 0.7 – 0.5
3632418	1.33 + 0.08 – 0.23	1.89 + 0.04 – 0.11	0.1967 + 0.0050 – 0.0049	4.008 + 0.011 – 0.031	4.4 + 3.1 – 0.7
3633847	1.25 + 0.16 – 0.09	1.84 + 0.07 – 0.06	0.2019 + 0.0072 – 0.0070	4.008 + 0.017 – 0.016	4.6 + 0.6 – 1.3
3633889	1.25 + 0.12 – 0.10	1.33 + 0.05 – 0.05	0.5306 + 0.0189 – 0.0187	4.286 + 0.013 – 0.013	1.7 + 1.1 – 1.1
3642422	1.35 + 0.23 – 0.22	3.07 + 0.18 – 0.19	0.0466 + 0.0016 – 0.0017	3.594 + 0.019 – 0.025	4.2 + 1.8 – 1.4
3643774	1.12 + 0.15 – 0.11	1.53 + 0.07 – 0.06	0.3123 + 0.0105 – 0.0104	4.116 + 0.019 – 0.015	5.6 + 1.8 – 1.9
3656476	1.01 + 0.12 – 0.10	1.29 + 0.06 – 0.05	0.4673 + 0.0144 – 0.0135	4.219 + 0.012 – 0.012	9.2 + 3.7 – 3.5
3657002	1.20 + 0.11 – 0.12	1.51 + 0.05 – 0.05	0.3466 + 0.0099 – 0.0097	4.157 + 0.014 – 0.015	4.5 + 1.7 – 1.2
3661135	1.17 + 0.08 – 0.10	1.95 + 0.06 – 0.07	0.1593 + 0.0063 – 0.0059	3.928 + 0.013 – 0.013	6.6 + 1.2 – 0.8
3730801	1.20 + 0.12 – 0.18	1.58 + 0.07 – 0.09	0.3046 + 0.0162 – 0.0155	4.116 + 0.018 – 0.020	5.0 + 3.0 – 1.3
3733735	1.36 + 0.09 – 0.12	1.40 + 0.04 – 0.05	0.4960 + 0.0267 – 0.0254	4.278 + 0.016 – 0.018	0.9 + 1.0 – 0.7
3735871	1.12 + 0.08 – 0.14	1.10 + 0.04 – 0.05	0.8225 + 0.0459 – 0.0445	4.396 + 0.018 – 0.022	1.6 + 2.8 – 1.4
3761840	1.69 + 0.17 – 0.25	2.87 + 0.15 – 0.14	0.0701 + 0.0051 – 0.0053	3.742 + 0.024 – 0.029	2.2 + 1.1 – 0.6
3854781	1.33 + 0.08 – 0.12	1.85 + 0.05 – 0.07	0.2092 + 0.0070 – 0.0067	4.024 + 0.012 – 0.015	4.5 + 1.0 – 0.7

Table 5—Continued

KIC	M (M_{\odot})	R (R_{\odot})	ρ (ρ_{\odot})	$\log g$ (dex)	t (Gyr)
3942719	1.18 + 0.15 – 0.15	2.16 + 0.15 – 0.14	0.1168 + 0.0098 – 0.0107	3.837 + 0.019 – 0.020	5.5 + 1.5 – 0.8
3952307	1.21 + 0.13 – 0.15	2.05 + 0.08 – 0.09	0.1407 + 0.0058 – 0.0056	3.896 + 0.022 – 0.020	5.1 + 1.2 – 0.9
3952580	1.74 + 0.16 – 0.13	2.84 + 0.10 – 0.10	0.0763 + 0.0031 – 0.0031	3.772 + 0.014 – 0.015	2.0 + 0.4 – 0.5
3967430	1.39 + 0.14 – 0.08	1.47 + 0.05 – 0.05	0.4421 + 0.0203 – 0.0201	4.251 + 0.016 – 0.017	1.1 + 0.6 – 0.8
3967859	1.13 + 0.14 – 0.16	1.33 + 0.07 – 0.07	0.4725 + 0.0315 – 0.0296	4.236 + 0.026 – 0.029	4.5 + 3.5 – 2.2
4038445	1.32 + 0.17 – 0.15	2.93 + 0.14 – 0.14	0.0522 + 0.0018 – 0.0018	3.622 + 0.013 – 0.013	4.3 + 1.3 – 1.1
4049576	1.29 + 0.18 – 0.16	2.07 + 0.09 – 0.10	0.1462 + 0.0089 – 0.0088	3.917 + 0.023 – 0.025	4.7 + 0.9 – 1.3
4064447	1.92 + 0.09 – 0.15	4.60 + 0.11 – 0.14	0.0195 + 0.0008 – 0.0007	3.391 + 0.011 – 0.011	1.5 + 0.4 – 0.3
4072740	1.32 + 0.08 – 0.16	4.14 + 0.13 – 0.21	0.0185 + 0.0008 – 0.0008	3.321 + 0.012 – 0.013	4.9 + 1.8 – 0.9
4165030	1.06 + 0.11 – 0.12	1.74 + 0.08 – 0.09	0.2021 + 0.0097 – 0.0098	3.982 + 0.017 – 0.017	8.1 + 2.6 – 1.9
4243623	1.13 + 0.11 – 0.10	2.74 + 0.11 – 0.10	0.0550 + 0.0016 – 0.0015	3.616 + 0.010 – 0.010	6.1 + 2.2 – 1.1
4247542
4252818	0.97 + 0.14 – 0.13	1.52 + 0.12 – 0.10	0.2764 + 0.0257 – 0.0254	4.060 + 0.021 – 0.021	11.0 + 4.2 – 3.4
4346201	1.42 + 0.15 – 0.12	2.03 + 0.07 – 0.07	0.1717 + 0.0065 – 0.0061	3.979 + 0.016 – 0.015	3.4 + 0.8 – 0.9
4347652	1.75 + 0.22 – 0.43	4.73 + 0.24 – 0.49	0.0165 + 0.0011 – 0.0010	3.323 + 0.022 – 0.027	2.0 + 2.3 – 0.8
4351319	1.62 + 0.13 – 0.23	3.72 + 0.13 – 0.22	0.0314 + 0.0013 – 0.0011	3.505 + 0.008 – 0.009	2.7 + 1.3 – 0.6
4378838	1.63 + 0.12 – 0.23	3.73 + 0.10 – 0.20	0.0315 + 0.0008 – 0.0008	3.506 + 0.009 – 0.014	2.7 + 1.4 – 0.6
4446300	1.06 + 0.10 – 0.09	2.01 + 0.07 – 0.07	0.1315 + 0.0035 – 0.0034	3.859 + 0.011 – 0.012	8.0 + 2.1 – 1.6
4450844	1.17 + 0.09 – 0.11	1.60 + 0.05 – 0.06	0.2840 + 0.0084 – 0.0080	4.094 + 0.012 – 0.012	5.2 + 1.8 – 1.1
4457351	0.96 + 0.13 – 0.12	1.70 + 0.09 – 0.08	0.1949 + 0.0112 – 0.0109	3.958 + 0.021 – 0.021	11.0 + 3.5 – 2.8
4465324	1.14 + 0.11 – 0.16	1.41 + 0.06 – 0.09	0.4082 + 0.0224 – 0.0213	4.194 + 0.015 – 0.016	5.3 + 3.5 – 1.7
4465529	1.34 + 0.11 – 0.20	1.64 + 0.07 – 0.07	0.2978 + 0.0214 – 0.0196	4.127 + 0.024 – 0.028	2.9 + 1.9 – 0.8
4543171	1.37 + 0.09 – 0.12	1.68 + 0.05 – 0.05	0.2876 + 0.0126 – 0.0126	4.121 + 0.016 – 0.017	3.0 + 0.9 – 0.7
4554830	1.09 + 0.07 – 0.17	1.40 + 0.04 – 0.08	0.3956 + 0.0128 – 0.0109	4.179 + 0.011 – 0.017	8.2 + 6.5 – 2.4
4571351	1.06 + 0.21 – 0.12	1.47 + 0.08 – 0.06	0.3369 + 0.0175 – 0.0169	4.133 + 0.028 – 0.024	6.6 + 2.6 – 2.8
4571904	1.47 + 0.16 – 0.14	2.37 + 0.12 – 0.10	0.1097 + 0.0067 – 0.0062	3.853 + 0.019 – 0.019	3.2 + 0.9 – 1.0
4574610	1.42 + 0.15 – 0.15	2.81 + 0.10 – 0.10	0.0644 + 0.0020 – 0.0018	3.693 + 0.019 – 0.017	3.7 + 0.9 – 0.8
4577484	1.14 + 0.13 – 0.15	2.13 + 0.10 – 0.12	0.1176 + 0.0071 – 0.0068	3.835 + 0.018 – 0.020	6.3 + 2.2 – 1.0
4586099	1.32 + 0.11 – 0.13	1.86 + 0.06 – 0.07	0.2054 + 0.0068 – 0.0066	4.018 + 0.016 – 0.015	3.9 + 1.0 – 0.9
4638884	1.47 + 0.14 – 0.11	1.88 + 0.07 – 0.06	0.2196 + 0.0103 – 0.0101	4.055 + 0.017 – 0.017	2.5 + 0.6 – 0.8
4641621	1.49 + 0.16 – 0.14	3.11 + 0.16 – 0.14	0.0495 + 0.0041 – 0.0040	3.625 + 0.022 – 0.023	3.1 + 0.8 – 0.7
4646780	1.43 + 0.15 – 0.10	1.92 + 0.08 – 0.08	0.2018 + 0.0125 – 0.0123	4.027 + 0.019 – 0.021	2.9 + 0.7 – 0.9
4672403	1.25 + 0.13 – 0.16	1.86 + 0.08 – 0.09	0.1942 + 0.0077 – 0.0074	3.994 + 0.015 – 0.019	4.9 + 1.9 – 0.9
4739932	1.24 + 0.14 – 0.17	1.84 + 0.08 – 0.09	0.1990 + 0.0094 – 0.0090	4.000 + 0.020 – 0.023	4.8 + 1.8 – 1.0
4755204	1.26 + 0.11 – 0.12	1.68 + 0.05 – 0.06	0.2683 + 0.0087 – 0.0086	4.089 + 0.013 – 0.013	4.4 + 1.1 – 1.1
4756112	1.64 + 0.14 – 0.26	2.74 + 0.10 – 0.13	0.0789 + 0.0041 – 0.0039	3.772 + 0.020 – 0.025	2.4 + 1.2 – 0.5
4841753	1.31 + 0.15 – 0.17	2.12 + 0.10 – 0.10	0.1358 + 0.0098 – 0.0097	3.896 + 0.026 – 0.026	4.5 + 1.0 – 1.0
4842436	1.10 + 0.17 – 0.13	1.58 + 0.09 – 0.08	0.2801 + 0.0207 – 0.0201	4.083 + 0.024 – 0.025	6.3 + 2.5 – 2.0
4846457	1.36 + 0.15 – 0.14	2.42 + 0.12 – 0.11	0.0954 + 0.0056 – 0.0054	3.801 + 0.021 – 0.019	4.1 + 0.9 – 0.9
4914923	1.00 + 0.13 – 0.19	1.34 + 0.05 – 0.13	0.4205 + 0.0397 – 0.0091	4.185 + 0.020 – 0.010	11.1 + 13.6 – 4.5
4915148	1.04 + 0.11 – 0.12	2.48 + 0.10 – 0.11	0.0678 + 0.0017 – 0.0017	3.663 + 0.013 – 0.015	9.9 + 5.0 – 2.9
4918355	1.07 + 0.10 – 0.11	2.98 + 0.11 – 0.12	0.0403 + 0.0009 – 0.0009	3.517 + 0.010 – 0.011	8.1 + 4.3 – 2.3
4931390	1.37 + 0.11 – 0.12	1.41 + 0.04 – 0.04	0.4889 + 0.0155 – 0.0149	4.276 + 0.014 – 0.015	0.9 + 0.9 – 0.7
4947253	1.33 + 0.13 – 0.13	2.07 + 0.08 – 0.08	0.1499 + 0.0059 – 0.0058	3.930 + 0.015 – 0.017	4.1 + 1.0 – 0.9
5021689	1.19 + 0.12 – 0.09	1.77 + 0.06 – 0.05	0.2151 + 0.0057 – 0.0055	4.018 + 0.016 – 0.013	4.8 + 0.8 – 1.1

Table 5—Continued

KIC	M (M_{\odot})	R (R_{\odot})	ρ (ρ_{\odot})	$\log g$ (dex)	t (Gyr)
5033245	1.61 + 0.15 – 0.17	3.55 + 0.13 – 0.16	0.0363 + 0.0013 – 0.0013	3.546 + 0.012 – 0.013	2.6 + 0.8 – 0.6
5084157	1.14 + 0.11 – 0.16	1.40 + 0.05 – 0.08	0.4191 + 0.0226 – 0.0222	4.202 + 0.018 – 0.019	5.0 + 3.3 – 1.7
5095159	1.25 + 0.16 – 0.21	2.67 + 0.13 – 0.17	0.0658 + 0.0021 – 0.0021	3.682 + 0.016 – 0.023	5.1 + 2.9 – 1.3
5095850	1.45 + 0.27 – 0.10	2.29 + 0.17 – 0.10	0.1226 + 0.0103 – 0.0102	3.888 + 0.022 – 0.021	3.2 + 0.7 – 1.4
5110725	1.33 + 0.06 – 0.11	3.75 + 0.08 – 0.14	0.0253 + 0.0007 – 0.0007	3.412 + 0.008 – 0.009	4.9 + 1.3 – 0.8
5184732	1.14 + 0.09 – 0.05	1.32 + 0.04 – 0.03	0.5001 + 0.0135 – 0.0130	4.257 + 0.012 – 0.012	5.3 + 1.5 – 2.1
5214711	1.26 + 0.21 – 0.11	1.87 + 0.09 – 0.08	0.1972 + 0.0108 – 0.0101	4.005 + 0.026 – 0.025	4.6 + 0.7 – 1.8
5253542	0.94 + 0.18 – 0.11	1.15 + 0.07 – 0.05	0.6314 + 0.0233 – 0.0221	4.298 + 0.025 – 0.021	8.6 + 4.3 – 4.6
5265656	1.17 + 0.25 – 0.30	2.58 + 0.36 – 0.30	0.0669 + 0.0172 – 0.0152	3.673 + 0.062 – 0.070	5.7 + 6.6 – 1.9
5309966	1.38 + 0.12 – 0.10	1.65 + 0.06 – 0.06	0.3102 + 0.0144 – 0.0144	4.145 + 0.015 – 0.015	2.4 + 0.8 – 0.6
5344612	1.38 + 0.12 – 0.13	1.78 + 0.07 – 0.07	0.2423 + 0.0119 – 0.0114	4.073 + 0.016 – 0.018	3.0 + 0.9 – 0.7
5353186	1.52 + 0.14 – 0.16	2.28 + 0.09 – 0.10	0.1277 + 0.0057 – 0.0056	3.900 + 0.015 – 0.013	2.9 + 0.9 – 0.8
5371516	1.38 + 0.14 – 0.13	2.01 + 0.07 – 0.07	0.1695 + 0.0047 – 0.0047	3.970 + 0.016 – 0.015	3.5 + 1.1 – 0.8
5390438	1.17 + 0.15 – 0.16	3.62 + 0.18 – 0.20	0.0248 + 0.0009 – 0.0009	3.390 + 0.014 – 0.016	6.0 + 3.5 – 1.5
5429911	1.38 + 0.25 – 0.24	3.19 + 0.21 – 0.22	0.0423 + 0.0019 – 0.0019	3.569 + 0.021 – 0.028	3.9 + 2.1 – 1.5
5431016	1.48 + 0.24 – 0.14	2.22 + 0.11 – 0.09	0.1371 + 0.0113 – 0.0108	3.923 + 0.029 – 0.032	2.9 + 1.0 – 1.2
5431807	1.47 + 0.15 – 0.16	3.25 + 0.14 – 0.15	0.0427 + 0.0016 – 0.0015	3.579 + 0.010 – 0.011	3.3 + 1.1 – 0.8
5450445	1.43 + 0.12 – 0.10	1.99 + 0.06 – 0.06	0.1808 + 0.0050 – 0.0046	3.995 + 0.012 – 0.012	3.3 + 0.7 – 0.8
5468089	1.51 + 0.13 – 0.16	2.01 + 0.06 – 0.08	0.1856 + 0.0070 – 0.0064	4.008 + 0.017 – 0.015	2.7 + 0.8 – 0.7
5512589	1.06 + 0.12 – 0.11	1.63 + 0.06 – 0.06	0.2452 + 0.0067 – 0.0066	4.038 + 0.017 – 0.015	7.6 + 2.5 – 2.1
5516982	1.25 + 0.12 – 0.15	1.48 + 0.05 – 0.06	0.3841 + 0.0131 – 0.0127	4.193 + 0.016 – 0.019	3.0 + 1.6 – 1.1
5523099	1.26 + 0.11 – 0.12	2.39 + 0.09 – 0.10	0.0930 + 0.0041 – 0.0041	3.783 + 0.014 – 0.015	5.0 + 0.8 – 0.8
5530375	1.40 + 0.13 – 0.13	2.77 + 0.10 – 0.10	0.0660 + 0.0028 – 0.0028	3.699 + 0.015 – 0.015	3.7 + 0.8 – 0.7
5543462	1.21 + 0.14 – 0.18	1.39 + 0.06 – 0.07	0.4475 + 0.0215 – 0.0206	4.229 + 0.024 – 0.027	3.1 + 3.1 – 1.6
5596656	1.27 + 0.34 – 0.16	3.85 + 0.40 – 0.21	0.0221 + 0.0010 – 0.0013	3.369 + 0.015 – 0.012	4.7 + 1.6 – 2.4
5603483	1.27 + 0.10 – 0.12	3.62 + 0.11 – 0.14	0.0267 + 0.0007 – 0.0007	3.422 + 0.010 – 0.012	5.4 + 1.6 – 1.0
5607242	1.32 + 0.10 – 0.10	2.48 + 0.08 – 0.09	0.0865 + 0.0034 – 0.0032	3.768 + 0.011 – 0.011	4.6 + 0.7 – 0.6
5629080	1.36 + 0.21 – 0.16	3.21 + 0.21 – 0.17	0.0411 + 0.0019 – 0.0019	3.559 + 0.012 – 0.012	4.0 + 1.5 – 1.3
5636956	1.41 + 0.13 – 0.14	2.02 + 0.07 – 0.07	0.1712 + 0.0063 – 0.0060	3.977 + 0.014 – 0.015	3.2 + 1.1 – 0.8
5683538	1.39 + 0.21 – 0.13	2.44 + 0.13 – 0.10	0.0964 + 0.0057 – 0.0053	3.810 + 0.018 – 0.018	3.8 + 0.8 – 1.2
5686856	1.13 + 0.12 – 0.11	1.77 + 0.08 – 0.08	0.2033 + 0.0104 – 0.0100	3.994 + 0.013 – 0.013	5.8 + 1.6 – 1.2
5689219	1.39 + 0.15 – 0.10	1.81 + 0.06 – 0.06	0.2378 + 0.0091 – 0.0081	4.071 + 0.016 – 0.015	2.8 + 0.7 – 0.8
5689820	1.13 + 0.10 – 0.11	2.32 + 0.09 – 0.10	0.0905 + 0.0031 – 0.0030	3.759 + 0.011 – 0.012	7.0 + 2.5 – 1.5
5723165	1.38 + 0.14 – 0.16	2.78 + 0.12 – 0.13	0.0640 + 0.0028 – 0.0027	3.687 + 0.014 – 0.014	4.1 + 1.1 – 0.8
5773155	1.37 + 0.13 – 0.17	1.85 + 0.08 – 0.09	0.2177 + 0.0146 – 0.0141	4.041 + 0.018 – 0.019	3.2 + 1.4 – 0.8
5773345	1.49 + 0.11 – 0.13	2.00 + 0.05 – 0.07	0.1852 + 0.0048 – 0.0043	4.006 + 0.011 – 0.011	2.8 + 0.7 – 0.7
5774694	0.82 + 0.10 – 0.07	0.92 + 0.04 – 0.03	1.0586 + 0.0621 – 0.0592	4.429 + 0.023 – 0.021	13.7 + 4.6 – 5.7
5822889	1.84 + 0.15 – 0.22	4.40 + 0.15 – 0.22	0.0217 + 0.0011 – 0.0010	3.415 + 0.014 – 0.015	1.7 + 0.7 – 0.4
5892169	1.50 + 0.12 – 0.16	3.15 + 0.11 – 0.13	0.0476 + 0.0013 – 0.0013	3.614 + 0.010 – 0.012	3.2 + 1.1 – 0.7
5939450	1.58 + 0.29 – 0.13	2.96 + 0.15 – 0.08	0.0617 + 0.0019 – 0.0018	3.696 + 0.031 – 0.016	3.1 + 0.5 – 1.4
5950854	0.96 + 0.13 – 0.09	1.24 + 0.06 – 0.05	0.5087 + 0.0177 – 0.0181	4.237 + 0.015 – 0.015	9.5 + 3.8 – 3.7
5955122	1.28 + 0.21 – 0.13	2.15 + 0.11 – 0.10	0.1304 + 0.0052 – 0.0049	3.883 + 0.018 – 0.014	4.9 + 0.9 – 1.6
5961597	1.60 + 0.12 – 0.15	1.96 + 0.05 – 0.07	0.2118 + 0.0089 – 0.0087	4.055 + 0.018 – 0.021	1.9 + 0.9 – 0.5
6034893	1.83 + 0.15 – 0.18	4.26 + 0.14 – 0.18	0.0237 + 0.0008 – 0.0008	3.440 + 0.011 – 0.012	1.8 + 0.6 – 0.4
6035199	1.02 + 0.22 – 0.14	3.21 + 0.24 – 0.18	0.0307 + 0.0012 – 0.0011	3.434 + 0.021 – 0.020	8.7 + 4.7 – 3.5

Table 5—Continued

KIC	M (M_{\odot})	R (R_{\odot})	ρ (ρ_{\odot})	$\log g$ (dex)	t (Gyr)
6047087	1.16 + 0.12 – 0.15	1.35 + 0.05 – 0.06	0.4785 + 0.0154 – 0.0156	4.245 + 0.015 – 0.018	3.8 + 2.6 – 1.6
6049366	1.23 + 0.16 – 0.14	1.84 + 0.10 – 0.09	0.1962 + 0.0132 – 0.0128	3.996 + 0.022 – 0.023	4.8 + 1.3 – 1.3
6064910	1.48 + 0.13 – 0.12	2.36 + 0.10 – 0.08	0.1127 + 0.0057 – 0.0060	3.862 + 0.020 – 0.018	3.0 + 0.6 – 0.8
6106120	1.40 + 0.12 – 0.14	2.78 + 0.10 – 0.11	0.0652 + 0.0025 – 0.0024	3.695 + 0.014 – 0.015	3.9 + 0.9 – 0.6
6106415	1.04 + 0.08 – 0.07	1.21 + 0.03 – 0.03	0.5794 + 0.0076 – 0.0076	4.285 + 0.011 – 0.010	8.1 + 3.1 – 2.9
6116048	1.11 + 0.09 – 0.11	1.26 + 0.04 – 0.05	0.5521 + 0.0153 – 0.0150	4.279 + 0.012 – 0.012	4.8 + 3.2 – 2.0
6119013	1.40 + 0.28 – 0.42	3.32 + 0.30 – 0.49	0.0386 + 0.0046 – 0.0036	3.536 + 0.020 – 0.018	3.6 + 7.2 – 1.6
6129877	1.16 + 0.11 – 0.16	1.36 + 0.04 – 0.07	0.4620 + 0.0155 – 0.0151	4.234 + 0.015 – 0.018	4.4 + 2.8 – 1.7
6145937	1.12 + 0.15 – 0.12	2.32 + 0.13 – 0.11	0.0897 + 0.0043 – 0.0042	3.757 + 0.014 – 0.014	5.8 + 1.6 – 1.1
6225718	1.12 + 0.07 – 0.07	1.23 + 0.03 – 0.03	0.6008 + 0.0097 – 0.0096	4.307 + 0.010 – 0.010	4.8 + 1.8 – 1.7
6232600	1.28 + 0.11 – 0.15	1.35 + 0.06 – 0.06	0.5143 + 0.0403 – 0.0397	4.279 + 0.026 – 0.029	1.6 + 1.7 – 1.2
6287060	1.08 + 0.14 – 0.13	1.47 + 0.07 – 0.07	0.3448 + 0.0134 – 0.0132	4.141 + 0.019 – 0.020	6.7 + 3.7 – 2.2
6290627	1.34 + 0.25 – 0.14	3.68 + 0.27 – 0.16	0.0268 + 0.0010 – 0.0011	3.432 + 0.014 – 0.013	4.2 + 1.4 – 1.7
6308642	1.32 + 0.10 – 0.12	2.39 + 0.08 – 0.09	0.0960 + 0.0036 – 0.0036	3.798 + 0.013 – 0.013	4.7 + 0.7 – 0.6
6363365	0.95 + 0.19 – 0.16	1.34 + 0.08 – 0.07	0.3960 + 0.0157 – 0.0141	4.163 + 0.029 – 0.026	10.5 + 8.8 – 6.1
6370489	1.30 + 0.12 – 0.13	2.08 + 0.08 – 0.08	0.1452 + 0.0056 – 0.0053	3.917 + 0.013 – 0.015	4.3 + 0.9 – 0.7
6421967	1.27 + 0.08 – 0.11	1.27 + 0.04 – 0.04	0.6075 + 0.0267 – 0.0258	4.327 + 0.015 – 0.018	0.9 + 1.4 – 0.9
6430804	1.13 + 0.12 – 0.11	3.20 + 0.14 – 0.14	0.0346 + 0.0012 – 0.0012	3.482 + 0.009 – 0.010	5.9 + 2.2 – 1.1
6442183	0.98 + 0.08 – 0.09	1.65 + 0.05 – 0.06	0.2171 + 0.0054 – 0.0054	3.992 + 0.010 – 0.011	12.7 + 3.3 – 2.9
6448798	1.43 + 0.19 – 0.13	2.41 + 0.13 – 0.10	0.1029 + 0.0061 – 0.0059	3.833 + 0.018 – 0.018	3.5 + 0.8 – 1.1
6450651	1.11 + 0.17 – 0.23	1.72 + 0.12 – 0.13	0.2185 + 0.0163 – 0.0154	4.010 + 0.029 – 0.030	6.5 + 7.0 – 2.3
6505044	1.28 + 0.10 – 0.11	3.77 + 0.11 – 0.14	0.0239 + 0.0007 – 0.0007	3.391 + 0.009 – 0.009	5.3 + 1.4 – 1.0
6508366	1.40 + 0.15 – 0.11	2.12 + 0.08 – 0.07	0.1466 + 0.0050 – 0.0046	3.930 + 0.015 – 0.013	3.6 + 0.8 – 1.0
6520835	1.39 + 0.15 – 0.11	2.18 + 0.09 – 0.07	0.1348 + 0.0045 – 0.0045	3.907 + 0.013 – 0.017	3.7 + 1.1 – 0.7
6529109	1.35 + 0.08 – 0.22	1.91 + 0.05 – 0.11	0.1922 + 0.0065 – 0.0063	4.000 + 0.012 – 0.023	4.4 + 2.9 – 0.7
6530901	1.28 + 0.12 – 0.19	1.55 + 0.05 – 0.07	0.3394 + 0.0143 – 0.0136	4.159 + 0.020 – 0.025	3.2 + 1.9 – 1.1
6531928	1.00 + 0.14 – 0.14	2.68 + 0.15 – 0.15	0.0520 + 0.0021 – 0.0020	3.582 + 0.016 – 0.016	8.0 + 5.3 – 2.4
6587236	1.45 + 0.16 – 0.14	3.01 + 0.17 – 0.15	0.0535 + 0.0046 – 0.0044	3.644 + 0.021 – 0.021	3.3 + 0.8 – 0.8
6592305	1.54 + 0.09 – 0.20	2.34 + 0.06 – 0.11	0.1191 + 0.0042 – 0.0033	3.881 + 0.010 – 0.020	3.0 + 1.4 – 0.3
6593461	0.98 + 0.18 – 0.17	1.31 + 0.08 – 0.07	0.4426 + 0.0219 – 0.0214	4.197 + 0.034 – 0.028	9.3 + 8.1 – 5.6
6593620	1.00 + 0.13 – 0.13	1.59 + 0.09 – 0.08	0.2451 + 0.0169 – 0.0162	4.029 + 0.025 – 0.023	10.0 + 3.5 – 2.8
6603624	0.98 + 0.09 – 0.10	1.14 + 0.04 – 0.05	0.6656 + 0.0216 – 0.0206	4.317 + 0.012 – 0.012	9.5 + 4.7 – 3.7
6605673	1.24 + 0.13 – 0.10	1.71 + 0.06 – 0.06	0.2503 + 0.0075 – 0.0073	4.068 + 0.016 – 0.015	4.5 + 1.0 – 1.3
6612225	1.37 + 0.10 – 0.14	1.90 + 0.06 – 0.07	0.2002 + 0.0073 – 0.0069	4.016 + 0.013 – 0.014	3.4 + 1.3 – 0.7
6671492	1.56 + 0.11 – 0.21	2.50 + 0.10 – 0.13	0.0985 + 0.0044 – 0.0041	3.828 + 0.012 – 0.014	2.8 + 1.2 – 0.4
6679371	1.63 + 0.15 – 0.14	2.24 + 0.06 – 0.07	0.1452 + 0.0057 – 0.0054	3.948 + 0.019 – 0.017	2.2 + 0.7 – 0.7
6688822	1.18 + 0.11 – 0.15	2.15 + 0.09 – 0.12	0.1181 + 0.0057 – 0.0051	3.842 + 0.013 – 0.014	5.7 + 1.3 – 0.7
6689943	1.24 + 0.10 – 0.10	1.51 + 0.05 – 0.05	0.3570 + 0.0122 – 0.0123	4.170 + 0.014 – 0.015	4.1 + 1.4 – 1.2
6693861	1.16 + 0.14 – 0.14	2.17 + 0.10 – 0.13	0.1148 + 0.0063 – 0.0053	3.834 + 0.015 – 0.017	5.5 + 1.4 – 0.7
6766513	1.35 + 0.16 – 0.12	2.11 + 0.08 – 0.08	0.1439 + 0.0066 – 0.0063	3.920 + 0.020 – 0.019	4.0 + 0.9 – 1.2
6802438	1.25 + 0.17 – 0.17	2.70 + 0.14 – 0.14	0.0636 + 0.0027 – 0.0025	3.672 + 0.016 – 0.017	4.8 + 1.5 – 1.2
6806100	1.19 + 0.09 – 0.12	2.09 + 0.09 – 0.10	0.1303 + 0.0113 – 0.0107	3.871 + 0.025 – 0.025	6.3 + 1.3 – 0.9
6837853	1.14 + 0.11 – 0.17	1.37 + 0.05 – 0.07	0.4357 + 0.0155 – 0.0151	4.213 + 0.017 – 0.021	5.2 + 3.7 – 1.9
6848299	0.91 + 0.19 – 0.12	1.77 + 0.16 – 0.12	0.1669 + 0.0148 – 0.0153	3.909 + 0.017 – 0.017	12.3 + 4.3 – 4.4
6853020	1.30 + 0.22 – 0.11	2.01 + 0.09 – 0.08	0.1645 + 0.0082 – 0.0081	3.956 + 0.025 – 0.021	4.3 + 0.7 – 1.7

Table 5—Continued

KIC	M (M_{\odot})	R (R_{\odot})	ρ (ρ_{\odot})	$\log g$ (dex)	t (Gyr)
6863041	1.32 + 0.10 – 0.18	2.39 + 0.09 – 0.15	0.0977 + 0.0086 – 0.0050	3.806 + 0.025 – 0.018	4.8 + 1.0 – 0.7
6933899	1.21 + 0.07 – 0.17	1.63 + 0.05 – 0.09	0.2787 + 0.0082 – 0.0079	4.092 + 0.010 – 0.016	5.4 + 3.4 – 1.0
6947945	1.15 + 0.16 – 0.19	2.24 + 0.15 – 0.19	0.1024 + 0.0088 – 0.0073	3.796 + 0.010 – 0.010	5.9 + 3.2 – 1.1
7019341	0.99 + 0.20 – 0.12	1.40 + 0.10 – 0.08	0.3649 + 0.0258 – 0.0252	4.148 + 0.021 – 0.021	9.8 + 4.1 – 4.2
7038145	1.57 + 0.11 – 0.23	2.48 + 0.08 – 0.12	0.1017 + 0.0037 – 0.0033	3.839 + 0.013 – 0.019	2.7 + 1.3 – 0.5
7103006	1.37 + 0.13 – 0.15	1.91 + 0.07 – 0.07	0.1954 + 0.0078 – 0.0074	4.010 + 0.016 – 0.017	3.4 + 1.3 – 0.8
7107778	1.35 + 0.17 – 0.14	2.92 + 0.14 – 0.12	0.0541 + 0.0020 – 0.0020	3.637 + 0.014 – 0.014	4.6 + 1.2 – 1.3
7133688	1.44 + 0.15 – 0.10	1.91 + 0.08 – 0.08	0.2065 + 0.0134 – 0.0129	4.034 + 0.020 – 0.021	2.8 + 0.7 – 0.9
7174470	1.44 + 0.17 – 0.15	2.28 + 0.10 – 0.09	0.1211 + 0.0054 – 0.0055	3.880 + 0.017 – 0.022	3.4 + 1.1 – 1.0
7206837	1.29 + 0.10 – 0.13	1.56 + 0.05 – 0.06	0.3445 + 0.0121 – 0.0122	4.165 + 0.014 – 0.016	3.0 + 1.2 – 0.9
7216846	1.43 + 0.18 – 0.18	3.17 + 0.16 – 0.16	0.0449 + 0.0019 – 0.0018	3.591 + 0.015 – 0.016	3.6 + 1.4 – 1.0
7218053	1.32 + 0.19 – 0.15	2.44 + 0.16 – 0.13	0.0915 + 0.0069 – 0.0065	3.787 + 0.024 – 0.023	4.4 + 1.0 – 1.1
7264595	1.33 + 0.15 – 0.14	2.72 + 0.15 – 0.14	0.0662 + 0.0051 – 0.0050	3.693 + 0.018 – 0.019	4.2 + 0.9 – 0.8
7282890	1.50 + 0.18 – 0.14	2.34 + 0.09 – 0.09	0.1183 + 0.0047 – 0.0044	3.878 + 0.019 – 0.015	3.0 + 0.7 – 1.0
7296438	0.97 + 0.19 – 0.11	1.33 + 0.08 – 0.06	0.4174 + 0.0213 – 0.0204	4.183 + 0.027 – 0.024	9.2 + 3.7 – 4.2
7341231	0.90 + 0.16 – 0.11	2.69 + 0.20 – 0.14	0.0458 + 0.0021 – 0.0026	3.531 + 0.013 – 0.011	12.4 + 5.5 – 5.6
7376493	0.97 + 0.12 – 0.11	1.49 + 0.08 – 0.07	0.2945 + 0.0147 – 0.0143	4.079 + 0.018 – 0.017	10.3 + 3.5 – 3.0
7383120	1.24 + 0.12 – 0.13	1.45 + 0.05 – 0.07	0.4082 + 0.0218 – 0.0206	4.208 + 0.018 – 0.018	3.2 + 1.8 – 1.2
7386523	1.29 + 0.23 – 0.16	2.16 + 0.12 – 0.11	0.1276 + 0.0096 – 0.0098	3.877 + 0.029 – 0.026	4.7 + 1.0 – 1.5
7429287	1.05 + 0.20 – 0.09	1.57 + 0.10 – 0.06	0.2713 + 0.0106 – 0.0102	4.069 + 0.016 – 0.013	8.9 + 2.6 – 3.7
7448374	1.28 + 0.12 – 0.26	2.31 + 0.08 – 0.27	0.1060 + 0.0159 – 0.0043	3.827 + 0.010 – 0.014	5.0 + 1.9 – 0.7
7465072	1.35 + 0.17 – 0.22	1.70 + 0.09 – 0.09	0.2675 + 0.0316 – 0.0290	4.095 + 0.044 – 0.048	3.1 + 2.5 – 1.3
7529180	1.37 + 0.10 – 0.12	1.47 + 0.05 – 0.05	0.4266 + 0.0261 – 0.0253	4.236 + 0.020 – 0.021	1.5 + 1.0 – 0.7
7530690	1.36 + 0.07 – 0.09	1.34 + 0.04 – 0.04	0.5576 + 0.0315 – 0.0275	4.313 + 0.013 – 0.015	0.3 + 0.7 – 0.4
7534011	1.07 + 0.13 – 0.13	1.80 + 0.10 – 0.10	0.1830 + 0.0117 – 0.0113	3.955 + 0.014 – 0.013	8.0 + 2.6 – 1.7
7584900	1.26 + 0.10 – 0.11	3.64 + 0.12 – 0.14	0.0260 + 0.0008 – 0.0007	3.414 + 0.008 – 0.009	5.5 + 1.7 – 1.0
7591963	1.31 + 0.09 – 0.19	1.90 + 0.06 – 0.09	0.1874 + 0.0064 – 0.0063	3.989 + 0.014 – 0.022	4.4 + 2.0 – 0.6
7611858	1.12 + 0.15 – 0.15	1.54 + 0.07 – 0.08	0.3076 + 0.0154 – 0.0148	4.112 + 0.022 – 0.025	6.1 + 3.5 – 1.9
7622208	1.41 + 0.11 – 0.13	1.92 + 0.07 – 0.08	0.1974 + 0.0095 – 0.0091	4.017 + 0.015 – 0.016	3.0 + 0.9 – 0.7
7628676	1.53 + 0.12 – 0.15	3.24 + 0.11 – 0.14	0.0453 + 0.0016 – 0.0016	3.603 + 0.009 – 0.011	3.0 + 0.9 – 0.6
7668623	1.36 + 0.20 – 0.16	2.26 + 0.11 – 0.10	0.1172 + 0.0053 – 0.0045	3.861 + 0.021 – 0.019	4.1 + 1.0 – 1.3
7680114	1.13 + 0.07 – 0.15	1.42 + 0.04 – 0.07	0.3885 + 0.0119 – 0.0117	4.178 + 0.012 – 0.014	5.9 + 3.3 – 1.6
7700968	0.91 + 0.15 – 0.10	1.17 + 0.07 – 0.05	0.5648 + 0.0307 – 0.0295	4.261 + 0.020 – 0.020	11.6 + 4.5 – 4.9
7739672	1.29 + 0.12 – 0.15	1.75 + 0.06 – 0.08	0.2383 + 0.0112 – 0.0110	4.058 + 0.020 – 0.022	4.1 + 1.3 – 1.1
7747078	1.04 + 0.12 – 0.11	1.89 + 0.08 – 0.08	0.1527 + 0.0038 – 0.0038	3.899 + 0.014 – 0.016	8.9 + 3.2 – 2.0
7771282	1.37 + 0.10 – 0.12	1.66 + 0.05 – 0.06	0.2981 + 0.0140 – 0.0133	4.131 + 0.017 – 0.017	2.6 + 1.0 – 0.6
7799349	1.28 + 0.11 – 0.11	2.75 + 0.09 – 0.09	0.0615 + 0.0017 – 0.0017	3.665 + 0.013 – 0.013	5.1 + 1.2 – 0.9
7799430	0.98 + 0.17 – 0.11	2.66 + 0.17 – 0.14	0.0527 + 0.0023 – 0.0023	3.585 + 0.014 – 0.013	10.2 + 4.7 – 4.2
7800289	1.78 + 0.13 – 0.25	3.01 + 0.09 – 0.13	0.0648 + 0.0026 – 0.0027	3.728 + 0.015 – 0.022	1.9 + 1.0 – 0.4
7833440	1.16 + 0.13 – 0.11	1.70 + 0.07 – 0.06	0.2349 + 0.0086 – 0.0085	4.039 + 0.019 – 0.016	5.0 + 1.2 – 1.2
7870112	1.03 + 0.24 – 0.12	1.59 + 0.11 – 0.07	0.2609 + 0.0106 – 0.0106	4.054 + 0.029 – 0.020	9.0 + 3.0 – 3.9
7871531	0.81 + 0.07 – 0.05	0.86 + 0.03 – 0.02	1.2677 + 0.0645 – 0.0620	4.478 + 0.019 – 0.017	13.4 + 4.4 – 5.1
7880676	1.38 + 0.14 – 0.17	2.07 + 0.08 – 0.09	0.1570 + 0.0056 – 0.0055	3.950 + 0.015 – 0.022	3.8 + 1.6 – 0.7
7910848	1.22 + 0.16 – 0.15	1.61 + 0.07 – 0.07	0.2919 + 0.0123 – 0.0123	4.110 + 0.024 – 0.025	4.0 + 1.9 – 1.2
7914731	1.45 + 0.16 – 0.13	2.79 + 0.15 – 0.12	0.0672 + 0.0047 – 0.0044	3.711 + 0.022 – 0.021	3.4 + 0.8 – 0.8

Table 5—Continued

KIC	M (M_{\odot})	R (R_{\odot})	ρ (ρ_{\odot})	$\log g$ (dex)	t (Gyr)
7938112	0.86 + 0.14 – 0.10	1.60 + 0.09 – 0.07	0.2124 + 0.0131 – 0.0129	3.970 + 0.021 – 0.021	13.8 + 5.5 – 5.9
7940546	1.32 + 0.08 – 0.11	1.93 + 0.05 – 0.06	0.1841 + 0.0051 – 0.0045	3.986 + 0.012 – 0.013	4.3 + 0.9 – 0.9
7970740
7976303	1.19 + 0.10 – 0.10	2.03 + 0.06 – 0.06	0.1418 + 0.0045 – 0.0044	3.897 + 0.014 – 0.014	5.1 + 0.8 – 0.7
8006161	0.83 + 0.09 – 0.05	0.88 + 0.03 – 0.02	1.2055 + 0.0313 – 0.0297	4.467 + 0.013 – 0.011	12.2 + 4.0 – 5.5
8012842	0.98 + 0.18 – 0.10	1.26 + 0.07 – 0.06	0.4940 + 0.0247 – 0.0246	4.234 + 0.024 – 0.024	8.1 + 3.8 – 3.8
8016496	1.47 + 0.14 – 0.12	2.04 + 0.08 – 0.08	0.1720 + 0.0076 – 0.0075	3.983 + 0.016 – 0.016	2.9 + 0.7 – 0.9
8018599	1.55 + 0.16 – 0.15	3.33 + 0.11 – 0.12	0.0423 + 0.0018 – 0.0018	3.584 + 0.019 – 0.018	2.8 + 0.7 – 0.6
8019508	1.47 + 0.27 – 0.13	2.62 + 0.18 – 0.13	0.0831 + 0.0063 – 0.0062	3.776 + 0.021 – 0.021	3.3 + 0.8 – 1.3
8026226	1.49 + 0.15 – 0.13	2.84 + 0.11 – 0.10	0.0649 + 0.0028 – 0.0026	3.703 + 0.018 – 0.016	3.1 + 0.7 – 0.7
8027956	1.17 + 0.16 – 0.15	1.72 + 0.09 – 0.09	0.2283 + 0.0115 – 0.0111	4.032 + 0.022 – 0.024	5.5 + 2.2 – 1.4
8045442	1.45 + 0.16 – 0.14	3.01 + 0.11 – 0.11	0.0535 + 0.0022 – 0.0021	3.644 + 0.019 – 0.018	3.3 + 0.8 – 0.8
8106950	1.07 + 0.12 – 0.13	1.71 + 0.08 – 0.08	0.2150 + 0.0104 – 0.0099	4.002 + 0.020 – 0.018	7.0 + 2.4 – 1.7
8114155	1.05 + 0.17 – 0.12	1.54 + 0.08 – 0.07	0.2884 + 0.0126 – 0.0123	4.087 + 0.021 – 0.020	7.6 + 2.8 – 2.7
8150065	1.22 + 0.12 – 0.13	1.41 + 0.05 – 0.06	0.4293 + 0.0168 – 0.0162	4.220 + 0.016 – 0.017	3.3 + 2.0 – 1.3
8172589	1.12 + 0.16 – 0.16	2.13 + 0.14 – 0.13	0.1157 + 0.0101 – 0.0099	3.829 + 0.023 – 0.026	6.2 + 2.9 – 1.2
8174170	1.30 + 0.23 – 0.17	2.20 + 0.15 – 0.14	0.1217 + 0.0087 – 0.0090	3.865 + 0.017 – 0.017	4.6 + 1.0 – 1.6
8174981	1.38 + 0.13 – 0.14	2.05 + 0.08 – 0.08	0.1594 + 0.0066 – 0.0063	3.952 + 0.014 – 0.016	3.9 + 1.0 – 0.8
8176564	1.20 + 0.11 – 0.12	1.55 + 0.05 – 0.06	0.3236 + 0.0116 – 0.0108	4.137 + 0.014 – 0.014	4.5 + 1.8 – 1.2
8179536	1.28 + 0.10 – 0.13	1.36 + 0.04 – 0.05	0.5062 + 0.0203 – 0.0197	4.275 + 0.015 – 0.017	1.7 + 1.4 – 1.0
8179643	1.36 + 0.13 – 0.14	1.97 + 0.09 – 0.09	0.1765 + 0.0100 – 0.0093	3.978 + 0.016 – 0.016	3.8 + 1.1 – 0.9
8179973	1.34 + 0.09 – 0.13	3.61 + 0.10 – 0.13	0.0285 + 0.0006 – 0.0006	3.449 + 0.011 – 0.011	4.4 + 1.2 – 0.9
8216936	1.43 + 0.15 – 0.11	1.93 + 0.09 – 0.08	0.1989 + 0.0132 – 0.0133	4.023 + 0.020 – 0.021	2.9 + 0.7 – 0.9
8228742	1.36 + 0.09 – 0.10	1.87 + 0.05 – 0.05	0.2073 + 0.0056 – 0.0052	4.025 + 0.013 – 0.012	3.8 + 0.9 – 0.8
8241455	1.40 + 0.23 – 0.12	2.46 + 0.12 – 0.09	0.0945 + 0.0032 – 0.0031	3.804 + 0.021 – 0.017	3.8 + 0.8 – 1.3
8249189	1.35 + 0.11 – 0.20	1.71 + 0.09 – 0.10	0.2666 + 0.0258 – 0.0256	4.094 + 0.026 – 0.027	3.1 + 1.7 – 0.8
8289241	1.11 + 0.14 – 0.14	1.32 + 0.07 – 0.07	0.4808 + 0.0262 – 0.0259	4.240 + 0.020 – 0.022	4.3 + 3.0 – 1.9
8298626	1.12 + 0.09 – 0.15	1.35 + 0.04 – 0.07	0.4515 + 0.0158 – 0.0159	4.221 + 0.014 – 0.017	5.4 + 3.4 – 1.8
8321567	1.06 + 0.19 – 0.11	1.59 + 0.09 – 0.07	0.2667 + 0.0086 – 0.0086	4.063 + 0.023 – 0.018	7.8 + 2.6 – 2.8
8360349	1.63 + 0.11 – 0.24	2.60 + 0.07 – 0.12	0.0929 + 0.0032 – 0.0030	3.818 + 0.013 – 0.015	2.5 + 1.2 – 0.5
8367710	1.45 + 0.15 – 0.12	2.01 + 0.08 – 0.07	0.1781 + 0.0078 – 0.0073	3.992 + 0.017 – 0.016	3.0 + 0.7 – 0.9
8377423	1.37 + 0.22 – 0.20	2.04 + 0.12 – 0.12	0.1604 + 0.0167 – 0.0160	3.951 + 0.038 – 0.039	3.8 + 2.0 – 1.7
8379927	1.20 + 0.09 – 0.11	1.15 + 0.03 – 0.04	0.7944 + 0.0146 – 0.0146	4.397 + 0.012 – 0.015	1.0 + 2.6 – 1.7
8391021	1.29 + 0.10 – 0.11	1.54 + 0.05 – 0.05	0.3516 + 0.0120 – 0.0115	4.171 + 0.012 – 0.013	3.0 + 1.0 – 0.9
8394589	1.01 + 0.13 – 0.11	1.16 + 0.05 – 0.05	0.6438 + 0.0234 – 0.0229	4.312 + 0.018 – 0.018	5.6 + 3.3 – 2.8
8408931	1.63 + 0.22 – 0.17	2.94 + 0.12 – 0.13	0.0644 + 0.0025 – 0.0025	3.715 + 0.018 – 0.020	2.6 + 0.7 – 0.9
8414062	1.31 + 0.12 – 0.19	1.69 + 0.07 – 0.08	0.2653 + 0.0146 – 0.0145	4.089 + 0.024 – 0.028	3.5 + 1.8 – 0.9
8416311	1.41 + 0.19 – 0.09	2.21 + 0.09 – 0.06	0.1323 + 0.0049 – 0.0047	3.904 + 0.018 – 0.013	3.5 + 0.7 – 1.2
8420801	1.35 + 0.10 – 0.19	1.74 + 0.07 – 0.08	0.2518 + 0.0132 – 0.0131	4.079 + 0.019 – 0.022	3.2 + 1.6 – 0.8
8424992	0.96 + 0.11 – 0.12	1.06 + 0.05 – 0.05	0.8004 + 0.0389 – 0.0377	4.366 + 0.017 – 0.017	8.1 + 4.7 – 3.8
8435400	1.52 + 0.18 – 0.15	2.36 + 0.12 – 0.12	0.1164 + 0.0071 – 0.0069	3.876 + 0.016 – 0.016	2.8 + 0.9 – 1.0
8491374	1.37 + 0.15 – 0.17	1.95 + 0.10 – 0.10	0.1817 + 0.0135 – 0.0125	3.987 + 0.025 – 0.024	3.4 + 1.5 – 0.8
8493735	1.36 + 0.14 – 0.15	2.57 + 0.11 – 0.11	0.0793 + 0.0039 – 0.0038	3.747 + 0.015 – 0.015	4.1 + 0.9 – 0.7
8493800	1.26 + 0.11 – 0.12	1.48 + 0.05 – 0.05	0.3879 + 0.0172 – 0.0161	4.196 + 0.018 – 0.019	3.3 + 1.5 – 1.2
8499940	1.17 + 0.16 – 0.14	1.66 + 0.07 – 0.08	0.2569 + 0.0084 – 0.0083	4.067 + 0.020 – 0.022	5.2 + 2.4 – 1.3

Table 5—Continued

KIC	M (M_{\odot})	R (R_{\odot})	ρ (ρ_{\odot})	$\log g$ (dex)	t (Gyr)
8516041	1.17 + 0.13 – 0.15	1.33 + 0.06 – 0.07	0.4981 + 0.0282 – 0.0276	4.257 + 0.020 – 0.021	3.1 + 2.5 – 1.5
8524425	1.14 + 0.19 – 0.10	1.83 + 0.09 – 0.07	0.1857 + 0.0052 – 0.0051	3.969 + 0.020 – 0.011	7.1 + 1.6 – 2.6
8547279	1.14 + 0.43 – 0.25	3.18 + 0.39 – 0.31	0.0359 + 0.0030 – 0.0029	3.496 + 0.031 – 0.032	6.3 + 7.8 – 3.6
8561221	1.43 + 0.17 – 0.18	3.13 + 0.14 – 0.16	0.0464 + 0.0015 – 0.0014	3.600 + 0.014 – 0.017	3.5 + 1.4 – 0.9
8574769	0.99 + 0.13 – 0.12	1.54 + 0.08 – 0.07	0.2713 + 0.0119 – 0.0119	4.057 + 0.020 – 0.017	10.5 + 3.4 – 3.0
8579578	1.40 + 0.20 – 0.10	2.17 + 0.09 – 0.07	0.1392 + 0.0059 – 0.0056	3.917 + 0.021 – 0.017	3.5 + 0.8 – 1.2
8621637	1.15 + 0.21 – 0.13	1.88 + 0.10 – 0.09	0.1739 + 0.0080 – 0.0078	3.951 + 0.021 – 0.017	6.3 + 1.8 – 2.1
8656342	1.16 + 0.22 – 0.10	1.64 + 0.08 – 0.06	0.2760 + 0.0123 – 0.0114	4.092 + 0.026 – 0.024	4.7 + 1.4 – 1.9
8677016	0.97 + 0.10 – 0.11	1.28 + 0.10 – 0.08	0.4668 + 0.0465 – 0.0452	4.216 + 0.027 – 0.030	9.1 + 4.1 – 4.1
8694723	1.27 + 0.19 – 0.13	1.60 + 0.04 – 0.05	0.3111 + 0.0082 – 0.0075	4.134 + 0.012 – 0.015	3.5 + 1.2 – 0.9
8696343	1.08 + 0.11 – 0.14	1.17 + 0.05 – 0.06	0.6695 + 0.0353 – 0.0338	4.331 + 0.017 – 0.018	4.4 + 3.5 – 2.2
8702606	1.30 + 0.10 – 0.11	2.49 + 0.08 – 0.09	0.0840 + 0.0025 – 0.0025	3.758 + 0.009 – 0.009	4.7 + 0.7 – 0.6
8738809	1.52 + 0.11 – 0.16	2.26 + 0.06 – 0.09	0.1312 + 0.0044 – 0.0044	3.907 + 0.013 – 0.013	3.1 + 0.8 – 0.7
8751420	1.25 + 0.11 – 0.11	2.67 + 0.09 – 0.08	0.0659 + 0.0018 – 0.0018	3.683 + 0.013 – 0.014	6.0 + 1.5 – 1.2
8760414	0.83 + 0.09 – 0.06	1.04 + 0.04 – 0.03	0.7387 + 0.0100 – 0.0098	4.324 + 0.015 – 0.010	13.8 + 4.1 – 4.9
8776961	1.25 + 0.10 – 0.18	1.76 + 0.07 – 0.10	0.2241 + 0.0090 – 0.0086	4.033 + 0.013 – 0.016	4.9 + 2.7 – 0.8
8802782	1.36 + 0.22 – 0.15	2.31 + 0.13 – 0.11	0.1110 + 0.0077 – 0.0071	3.847 + 0.023 – 0.021	4.0 + 0.9 – 1.3
8817551	1.35 + 0.19 – 0.14	2.40 + 0.11 – 0.09	0.0976 + 0.0036 – 0.0036	3.807 + 0.022 – 0.016	4.3 + 0.8 – 1.1
8868481	1.29 + 0.12 – 0.14	2.46 + 0.10 – 0.12	0.0867 + 0.0052 – 0.0050	3.764 + 0.017 – 0.018	4.7 + 0.9 – 0.7
8915084	1.19 + 0.11 – 0.12	1.52 + 0.05 – 0.06	0.3385 + 0.0112 – 0.0113	4.149 + 0.013 – 0.015	5.0 + 1.7 – 1.3
8938364	1.02 + 0.12 – 0.10	1.37 + 0.06 – 0.05	0.3928 + 0.0111 – 0.0109	4.169 + 0.014 – 0.013	9.5 + 3.7 – 3.5
8940939	1.23 + 0.12 – 0.14	1.56 + 0.06 – 0.07	0.3282 + 0.0137 – 0.0135	4.144 + 0.016 – 0.017	4.0 + 1.8 – 1.2
8950146	1.26 + 0.11 – 0.14	1.36 + 0.05 – 0.06	0.5026 + 0.0256 – 0.0254	4.270 + 0.019 – 0.022	2.1 + 1.8 – 1.2
8952800	1.38 + 0.12 – 0.11	2.07 + 0.07 – 0.07	0.1567 + 0.0057 – 0.0054	3.949 + 0.011 – 0.013	3.8 + 0.8 – 0.6
8956017	1.45 + 0.15 – 0.10	1.85 + 0.08 – 0.07	0.2299 + 0.0132 – 0.0125	4.066 + 0.017 – 0.017	2.6 + 0.6 – 0.9
8981766	1.52 + 0.16 – 0.16	1.84 + 0.07 – 0.07	0.2434 + 0.0123 – 0.0124	4.090 + 0.018 – 0.023	2.1 + 0.9 – 0.8
9005973	1.01 + 0.17 – 0.11	1.41 + 0.08 – 0.06	0.3629 + 0.0179 – 0.0179	4.147 + 0.024 – 0.021	8.1 + 3.2 – 3.2
9025370	0.84 + 0.13 – 0.07	0.96 + 0.05 – 0.03	0.9441 + 0.0286 – 0.0280	4.398 + 0.019 – 0.015	11.8 + 3.8 – 5.6
9026479	1.24 + 0.11 – 0.13	2.35 + 0.10 – 0.11	0.0954 + 0.0043 – 0.0041	3.788 + 0.011 – 0.012	5.1 + 0.9 – 0.7
9026685	1.04 + 0.11 – 0.12	1.72 + 0.08 – 0.08	0.2056 + 0.0095 – 0.0096	3.984 + 0.016 – 0.016	8.9 + 2.7 – 2.0
9049593	1.25 + 0.12 – 0.13	1.45 + 0.05 – 0.06	0.4135 + 0.0205 – 0.0198	4.213 + 0.020 – 0.021	3.1 + 1.9 – 1.3
9051235	1.40 + 0.18 – 0.12	2.19 + 0.10 – 0.08	0.1356 + 0.0064 – 0.0064	3.911 + 0.018 – 0.021	3.5 + 1.0 – 0.9
9073645	1.41 + 0.18 – 0.13	2.38 + 0.12 – 0.10	0.1057 + 0.0062 – 0.0061	3.838 + 0.018 – 0.019	3.6 + 0.8 – 1.0
9073950	1.28 + 0.11 – 0.13	3.81 + 0.12 – 0.16	0.0230 + 0.0007 – 0.0007	3.380 + 0.012 – 0.013	4.7 + 1.3 – 1.1
9093289	1.24 + 0.13 – 0.17	1.44 + 0.06 – 0.07	0.4153 + 0.0287 – 0.0266	4.213 + 0.024 – 0.026	2.9 + 2.1 – 1.3
9098294	0.98 + 0.11 – 0.10	1.15 + 0.05 – 0.05	0.6367 + 0.0206 – 0.0200	4.303 + 0.014 – 0.015	7.7 + 3.7 – 3.1
9116461	1.29 + 0.07 – 0.10	1.27 + 0.04 – 0.04	0.6212 + 0.0288 – 0.0281	4.335 + 0.014 – 0.016	0.5 + 1.2 – 0.6
9119139	1.14 + 0.22 – 0.13	1.79 + 0.11 – 0.09	0.1996 + 0.0108 – 0.0104	3.991 + 0.024 – 0.021	6.4 + 2.1 – 2.2
9138680	1.36 + 0.13 – 0.13	2.45 + 0.09 – 0.09	0.0922 + 0.0034 – 0.0033	3.792 + 0.018 – 0.015	4.1 + 0.8 – 0.7
9139151	1.13 + 0.10 – 0.12	1.14 + 0.04 – 0.05	0.7559 + 0.0267 – 0.0264	4.374 + 0.015 – 0.018	2.1 + 2.5 – 1.8
9139163	1.28 + 0.11 – 0.12	1.52 + 0.05 – 0.06	0.3663 + 0.0116 – 0.0114	4.182 + 0.014 – 0.016	2.8 + 1.2 – 1.0
9143749	1.13 + 0.19 – 0.12	1.72 + 0.10 – 0.08	0.2254 + 0.0093 – 0.0092	4.026 + 0.019 – 0.019	6.5 + 2.1 – 2.0
9150095	1.40 + 0.41 – 0.15	4.25 + 0.54 – 0.24	0.0182 + 0.0015 – 0.0017	3.335 + 0.010 – 0.011	3.8 + 1.3 – 2.0
9158609	0.93 + 0.58 – 0.20	3.05 + 0.49 – 0.29	0.0345 + 0.0060 – 0.0055	3.465 + 0.060 – 0.057	12.6 + 7.2 – 9.6
9163769	1.38 + 0.14 – 0.10	1.54 + 0.05 – 0.05	0.3834 + 0.0170 – 0.0167	4.208 + 0.018 – 0.017	1.7 + 0.7 – 0.8

Table 5—Continued

KIC	M (M_{\odot})	R (R_{\odot})	ρ (ρ_{\odot})	$\log g$ (dex)	t (Gyr)
9201604	1.24 + 0.20 – 0.22	3.21 + 0.24 – 0.26	0.0377 + 0.0028 – 0.0027	3.519 + 0.011 – 0.011	5.1 + 3.2 – 1.7
9202077	1.38 + 0.12 – 0.08	1.97 + 0.05 – 0.05	0.1843 + 0.0055 – 0.0053	3.996 + 0.014 – 0.013	3.7 + 0.7 – 0.8
9204313	0.99 + 0.15 – 0.12	1.50 + 0.08 – 0.07	0.2912 + 0.0117 – 0.0118	4.078 + 0.021 – 0.018	9.9 + 3.5 – 3.4
9206432	1.39 + 0.16 – 0.09	1.50 + 0.05 – 0.04	0.4177 + 0.0148 – 0.0130	4.236 + 0.015 – 0.014	1.3 + 0.5 – 0.9
9225600	1.35 + 0.11 – 0.18	1.79 + 0.07 – 0.08	0.2333 + 0.0123 – 0.0124	4.057 + 0.019 – 0.021	3.4 + 1.5 – 0.8
9226926	1.41 + 0.14 – 0.09	1.65 + 0.06 – 0.05	0.3142 + 0.0145 – 0.0134	4.154 + 0.017 – 0.016	2.1 + 0.5 – 0.9
9266926	0.98 + 0.14 – 0.12	1.49 + 0.08 – 0.07	0.2985 + 0.0133 – 0.0135	4.085 + 0.020 – 0.018	9.8 + 3.5 – 3.2
9273544	1.12 + 0.12 – 0.13	1.54 + 0.07 – 0.07	0.3045 + 0.0143 – 0.0136	4.109 + 0.015 – 0.015	6.0 + 2.5 – 1.7
9287845	1.58 + 0.17 – 0.19	2.27 + 0.11 – 0.10	0.1328 + 0.0101 – 0.0094	3.918 + 0.023 – 0.024	2.4 + 1.1 – 0.7
9289275	1.36 + 0.08 – 0.12	1.78 + 0.05 – 0.05	0.2413 + 0.0071 – 0.0066	4.069 + 0.012 – 0.014	3.5 + 1.1 – 0.7
9292130	1.36 + 0.13 – 0.13	2.18 + 0.08 – 0.08	0.1309 + 0.0053 – 0.0053	3.894 + 0.013 – 0.016	3.9 + 1.0 – 0.8
9328372	1.35 + 0.11 – 0.18	1.73 + 0.08 – 0.08	0.2566 + 0.0187 – 0.0187	4.084 + 0.023 – 0.024	3.2 + 1.6 – 0.8
9335972	1.26 + 0.16 – 0.23	2.20 + 0.13 – 0.19	0.1191 + 0.0084 – 0.0069	3.852 + 0.016 – 0.013	5.1 + 1.8 – 1.6
9353712	1.45 + 0.15 – 0.14	2.14 + 0.08 – 0.08	0.1471 + 0.0054 – 0.0049	3.936 + 0.017 – 0.016	3.1 + 1.1 – 0.9
9353859	1.69 + 0.14 – 0.18	3.78 + 0.16 – 0.19	0.0313 + 0.0017 – 0.0016	3.509 + 0.013 – 0.013	2.2 + 0.7 – 0.5
9390670	1.27 + 0.12 – 0.16	1.66 + 0.07 – 0.08	0.2732 + 0.0163 – 0.0160	4.095 + 0.023 – 0.024	3.8 + 1.5 – 1.1
9394953	1.09 + 0.22 – 0.12	1.69 + 0.10 – 0.07	0.2258 + 0.0071 – 0.0071	4.019 + 0.025 – 0.016	7.6 + 2.3 – 2.9
9402223	1.54 + 0.16 – 0.17	2.62 + 0.12 – 0.12	0.0849 + 0.0044 – 0.0041	3.785 + 0.017 – 0.018	3.0 + 0.8 – 0.8
9410862	1.09 + 0.11 – 0.13	1.21 + 0.05 – 0.05	0.6226 + 0.0213 – 0.0208	4.312 + 0.014 – 0.015	4.2 + 3.1 – 2.0
9414381	1.26 + 0.10 – 0.11	2.13 + 0.08 – 0.08	0.1300 + 0.0056 – 0.0052	3.879 + 0.013 – 0.011	5.3 + 0.7 – 0.6
9414417	1.28 + 0.16 – 0.11	1.86 + 0.07 – 0.07	0.1991 + 0.0069 – 0.0066	4.007 + 0.020 – 0.017	4.1 + 1.0 – 1.2
9446628	1.33 + 0.17 – 0.13	1.97 + 0.10 – 0.10	0.1744 + 0.0134 – 0.0126	3.974 + 0.023 – 0.024	4.0 + 1.0 – 1.2
9451741	1.13 + 0.07 – 0.19	1.32 + 0.04 – 0.08	0.4869 + 0.0198 – 0.0189	4.242 + 0.016 – 0.020	6.1 + 4.6 – 1.8
9455860
9457728	1.22 + 0.16 – 0.10	1.85 + 0.08 – 0.06	0.1924 + 0.0069 – 0.0067	3.989 + 0.019 – 0.015	4.8 + 0.7 – 1.4
9458636	1.14 + 0.09 – 0.12	1.68 + 0.07 – 0.07	0.2411 + 0.0105 – 0.0102	4.044 + 0.017 – 0.018	5.3 + 1.6 – 0.8
9468847	1.18 + 0.12 – 0.12	1.80 + 0.07 – 0.07	0.2008 + 0.0069 – 0.0070	3.996 + 0.016 – 0.016	5.2 + 1.3 – 0.8
9512063	1.21 + 0.14 – 0.17	2.08 + 0.11 – 0.11	0.1335 + 0.0079 – 0.0081	3.880 + 0.018 – 0.018	5.2 + 1.6 – 0.8
9542776	1.51 + 0.23 – 0.15	2.51 + 0.19 – 0.17	0.0970 + 0.0154 – 0.0151	3.824 + 0.044 – 0.049	2.9 + 0.8 – 1.0
9574283	1.15 + 0.17 – 0.16	2.87 + 0.18 – 0.18	0.0485 + 0.0026 – 0.0025	3.581 + 0.011 – 0.011	5.8 + 3.3 – 1.5
9579208	1.35 + 0.09 – 0.16	1.85 + 0.06 – 0.08	0.2098 + 0.0076 – 0.0073	4.027 + 0.014 – 0.017	3.5 + 1.4 – 0.7
9641837	1.38 + 0.17 – 0.12	2.24 + 0.11 – 0.08	0.1220 + 0.0052 – 0.0050	3.877 + 0.012 – 0.014	3.8 + 1.0 – 0.9
9664694	1.57 + 0.18 – 0.20	2.53 + 0.11 – 0.12	0.0972 + 0.0052 – 0.0046	3.828 + 0.016 – 0.016	2.6 + 1.1 – 0.8
9693187	0.93 + 0.10 – 0.10	1.41 + 0.06 – 0.06	0.3342 + 0.0107 – 0.0102	4.109 + 0.016 – 0.015	12.0 + 4.2 – 3.6
9696358	1.37 + 0.17 – 0.12	2.10 + 0.09 – 0.08	0.1488 + 0.0083 – 0.0079	3.933 + 0.020 – 0.022	3.8 + 1.0 – 1.1
9697131	1.40 + 0.15 – 0.12	1.91 + 0.07 – 0.07	0.2037 + 0.0085 – 0.0083	4.027 + 0.017 – 0.018	3.1 + 0.9 – 0.9
9700430	1.19 + 0.12 – 0.15	1.53 + 0.05 – 0.07	0.3374 + 0.0128 – 0.0128	4.148 + 0.017 – 0.020	4.7 + 2.3 – 1.4
9702369	1.27 + 0.10 – 0.11	1.38 + 0.04 – 0.04	0.4872 + 0.0152 – 0.0147	4.264 + 0.013 – 0.014	2.0 + 1.2 – 1.0
9702752	1.24 + 0.08 – 0.20	1.72 + 0.05 – 0.09	0.2389 + 0.0055 – 0.0056	4.052 + 0.011 – 0.025	5.4 + 3.2 – 1.0
9715099	1.43 + 0.16 – 0.14	2.52 + 0.08 – 0.10	0.0906 + 0.0037 – 0.0034	3.794 + 0.021 – 0.019	3.6 + 0.8 – 1.0
9754284	1.28 + 0.11 – 0.15	1.62 + 0.05 – 0.07	0.2982 + 0.0124 – 0.0119	4.121 + 0.017 – 0.019	3.8 + 1.4 – 1.1
9757640	1.04 + 0.12 – 0.13	1.73 + 0.08 – 0.08	0.2006 + 0.0081 – 0.0079	3.978 + 0.018 – 0.018	8.6 + 2.6 – 1.9
9762786	1.39 + 0.16 – 0.18	1.96 + 0.11 – 0.11	0.1833 + 0.0126 – 0.0119	3.992 + 0.017 – 0.017	3.3 + 1.6 – 1.0
9768011	1.25 + 0.18 – 0.17	1.97 + 0.13 – 0.12	0.1631 + 0.0144 – 0.0143	3.944 + 0.027 – 0.027	4.6 + 1.4 – 1.6
9778067	1.38 + 0.17 – 0.11	2.16 + 0.10 – 0.08	0.1387 + 0.0075 – 0.0076	3.913 + 0.017 – 0.018	3.7 + 0.8 – 1.1

Table 5—Continued

KIC	M (M_{\odot})	R (R_{\odot})	ρ (ρ_{\odot})	$\log g$ (dex)	t (Gyr)
9787965	1.31 + 0.16 – 0.13	2.05 + 0.11 – 0.10	0.1532 + 0.0110 – 0.0106	3.934 + 0.021 – 0.021	4.3 + 0.9 – 1.2
9788260	1.53 + 0.12 – 0.15	3.23 + 0.11 – 0.13	0.0456 + 0.0019 – 0.0019	3.603 + 0.012 – 0.013	3.0 + 0.8 – 0.6
9791157	1.35 + 0.11 – 0.16	2.03 + 0.07 – 0.08	0.1595 + 0.0061 – 0.0059	3.948 + 0.014 – 0.019	4.1 + 1.2 – 0.7
9812421	1.29 + 0.24 – 0.18	3.15 + 0.25 – 0.20	0.0413 + 0.0025 – 0.0026	3.551 + 0.012 – 0.013	4.6 + 1.6 – 1.7
9812850	1.25 + 0.16 – 0.11	1.77 + 0.07 – 0.06	0.2291 + 0.0083 – 0.0080	4.044 + 0.020 – 0.017	4.5 + 0.9 – 1.5
9821513	1.43 + 0.14 – 0.10	1.92 + 0.07 – 0.06	0.2034 + 0.0079 – 0.0075	4.029 + 0.015 – 0.016	3.0 + 0.6 – 0.9
9880787	1.23 + 0.13 – 0.13	2.07 + 0.08 – 0.09	0.1396 + 0.0050 – 0.0050	3.896 + 0.018 – 0.015	5.2 + 1.0 – 0.9
9893470	1.56 + 0.15 – 0.14	3.34 + 0.11 – 0.12	0.0420 + 0.0017 – 0.0017	3.584 + 0.017 – 0.016	2.7 + 0.7 – 0.6
9897838
9903271	1.12 + 0.09 – 0.09	3.25 + 0.10 – 0.10	0.0325 + 0.0006 – 0.0006	3.461 + 0.009 – 0.010	7.9 + 2.7 – 1.8
9908400	1.51 + 0.27 – 0.19	2.77 + 0.12 – 0.13	0.0721 + 0.0045 – 0.0037	3.737 + 0.034 – 0.031	3.1 + 1.0 – 1.2
9955598	0.81 + 0.07 – 0.05	0.87 + 0.03 – 0.02	1.2409 + 0.0521 – 0.0505	4.472 + 0.016 – 0.015	12.8 + 4.1 – 4.8
9962623	0.93 + 0.16 – 0.12	1.37 + 0.08 – 0.07	0.3575 + 0.0218 – 0.0218	4.129 + 0.026 – 0.024	12.2 + 4.3 – 4.6
10003270	1.59 + 0.16 – 0.16	2.48 + 0.09 – 0.11	0.1048 + 0.0050 – 0.0048	3.850 + 0.019 – 0.017	2.5 + 0.9 – 0.8
10016239	1.28 + 0.09 – 0.11	1.29 + 0.04 – 0.04	0.5952 + 0.0219 – 0.0210	4.323 + 0.012 – 0.013	0.9 + 1.2 – 0.9
10018963	1.31 + 0.09 – 0.12	1.99 + 0.05 – 0.06	0.1642 + 0.0042 – 0.0039	3.955 + 0.011 – 0.018	4.3 + 1.0 – 0.7
10019747	1.04 + 0.13 – 0.11	1.63 + 0.09 – 0.07	0.2385 + 0.0103 – 0.0100	4.029 + 0.017 – 0.014	9.2 + 2.7 – 2.5
10024648	1.39 + 0.14 – 0.09	2.01 + 0.06 – 0.06	0.1744 + 0.0050 – 0.0047	3.982 + 0.013 – 0.013	3.5 + 0.7 – 0.8
10025841	1.18 + 0.10 – 0.21	1.56 + 0.06 – 0.09	0.3063 + 0.0134 – 0.0126	4.115 + 0.019 – 0.026	5.5 + 3.8 – 1.4
10068307	1.31 + 0.10 – 0.11	2.04 + 0.06 – 0.06	0.1555 + 0.0040 – 0.0036	3.940 + 0.010 – 0.018	4.2 + 0.9 – 0.7
10070754	1.23 + 0.11 – 0.12	1.28 + 0.05 – 0.05	0.5812 + 0.0268 – 0.0263	4.310 + 0.016 – 0.018	1.6 + 1.7 – 1.2
10074716	1.10 + 0.12 – 0.16	1.43 + 0.07 – 0.08	0.3741 + 0.0186 – 0.0182	4.164 + 0.020 – 0.022	6.3 + 3.7 – 2.1
10079226	1.13 + 0.10 – 0.11	1.15 + 0.04 – 0.04	0.7478 + 0.0242 – 0.0235	4.371 + 0.014 – 0.015	2.7 + 2.5 – 1.9
10081026	1.44 + 0.13 – 0.14	2.39 + 0.09 – 0.09	0.1049 + 0.0057 – 0.0056	3.837 + 0.019 – 0.020	3.4 + 0.8 – 0.7
10088136	1.25 + 0.33 – 0.25	3.35 + 0.37 – 0.32	0.0333 + 0.0030 – 0.0029	3.483 + 0.015 – 0.015	5.0 + 3.8 – 2.4
10118942	1.33 + 0.12 – 0.15	2.26 + 0.08 – 0.10	0.1149 + 0.0048 – 0.0045	3.850 + 0.019 – 0.016	4.3 + 0.9 – 0.9
10129349
10130724	0.82 + 0.12 – 0.08	1.07 + 0.05 – 0.04	0.6818 + 0.0211 – 0.0205	4.301 + 0.018 – 0.016	13.8 + 5.2 – 6.4
10130853	1.21 + 0.15 – 0.19	3.73 + 0.21 – 0.28	0.0234 + 0.0015 – 0.0013	3.377 + 0.011 – 0.011	6.1 + 4.1 – 1.6
10147635	1.52 + 0.25 – 0.16	2.73 + 0.14 – 0.11	0.0757 + 0.0023 – 0.0022	3.752 + 0.020 – 0.016	3.2 + 0.7 – 1.2
10162436	1.28 + 0.14 – 0.12	1.97 + 0.07 – 0.07	0.1667 + 0.0051 – 0.0048	3.955 + 0.017 – 0.017	4.5 + 0.8 – 1.2
10186764	1.24 + 0.13 – 0.14	1.70 + 0.06 – 0.07	0.2535 + 0.0104 – 0.0101	4.071 + 0.016 – 0.017	4.6 + 1.5 – 1.3
10202294	1.33 + 0.09 – 0.23	1.94 + 0.06 – 0.11	0.1790 + 0.0061 – 0.0062	3.975 + 0.017 – 0.025	4.4 + 2.6 – 0.6
10214328	1.49 + 0.15 – 0.13	1.92 + 0.07 – 0.07	0.2111 + 0.0114 – 0.0110	4.045 + 0.019 – 0.020	2.5 + 0.7 – 0.8
10215584	0.91 + 0.17 – 0.10	1.09 + 0.06 – 0.05	0.7069 + 0.0416 – 0.0400	4.326 + 0.025 – 0.024	9.8 + 4.4 – 5.0
10272858	1.32 + 0.28 – 0.19	3.56 + 0.32 – 0.24	0.0292 + 0.0020 – 0.0021	3.454 + 0.010 – 0.010	4.5 + 1.7 – 1.9
10272923	1.19 + 0.12 – 0.12	2.85 + 0.12 – 0.13	0.0514 + 0.0018 – 0.0017	3.603 + 0.010 – 0.011	6.0 + 2.4 – 1.1
10290021	1.38 + 0.13 – 0.15	2.04 + 0.07 – 0.08	0.1612 + 0.0048 – 0.0047	3.955 + 0.014 – 0.018	3.9 + 1.1 – 0.8
10295224	1.38 + 0.15 – 0.15	2.59 + 0.11 – 0.11	0.0800 + 0.0056 – 0.0055	3.753 + 0.025 – 0.025	3.8 + 0.9 – 0.8
10319352	0.94 + 0.13 – 0.13	1.43 + 0.08 – 0.07	0.3243 + 0.0236 – 0.0222	4.102 + 0.028 – 0.026	11.4 + 4.2 – 3.8
10322381	1.20 + 0.14 – 0.17	1.44 + 0.08 – 0.08	0.4010 + 0.0346 – 0.0338	4.197 + 0.026 – 0.027	3.6 + 2.5 – 1.4
10324098	1.39 + 0.18 – 0.10	2.18 + 0.09 – 0.07	0.1355 + 0.0055 – 0.0052	3.909 + 0.016 – 0.016	3.7 + 0.8 – 1.1
10351059	1.41 + 0.16 – 0.09	1.81 + 0.06 – 0.05	0.2391 + 0.0083 – 0.0077	4.075 + 0.016 – 0.014	2.8 + 0.6 – 0.9
10355856	1.39 + 0.14 – 0.08	1.78 + 0.06 – 0.05	0.2501 + 0.0074 – 0.0067	4.086 + 0.012 – 0.012	2.8 + 0.6 – 0.7
10385708	1.21 + 0.15 – 0.17	1.76 + 0.07 – 0.09	0.2209 + 0.0077 – 0.0073	4.028 + 0.018 – 0.025	4.9 + 2.4 – 1.0

Table 5—Continued

KIC	M (M_{\odot})	R (R_{\odot})	ρ (ρ_{\odot})	$\log g$ (dex)	t (Gyr)
10394814	1.14 + 0.16 – 0.17	3.19 + 0.21 – 0.22	0.0354 + 0.0022 – 0.0020	3.488 + 0.010 – 0.011	6.1 + 4.3 – 1.6
10398597	1.27 + 0.20 – 0.11	1.93 + 0.09 – 0.09	0.1806 + 0.0101 – 0.0095	3.980 + 0.024 – 0.021	4.5 + 0.8 – 1.7
10417911	1.06 + 0.13 – 0.14	1.83 + 0.11 – 0.11	0.1737 + 0.0133 – 0.0132	3.939 + 0.021 – 0.022	7.8 + 2.7 – 1.6
10454113	1.16 + 0.11 – 0.11	1.25 + 0.04 – 0.05	0.5895 + 0.0165 – 0.0155	4.305 + 0.016 – 0.015	3.4 + 2.9 – 2.0
10462940	1.21 + 0.12 – 0.13	1.26 + 0.05 – 0.05	0.6088 + 0.0326 – 0.0310	4.321 + 0.020 – 0.022	2.0 + 2.1 – 1.6
10491771	1.38 + 0.12 – 0.11	1.54 + 0.05 – 0.05	0.3819 + 0.0200 – 0.0186	4.206 + 0.018 – 0.018	1.7 + 0.8 – 0.7
10516096	1.19 + 0.09 – 0.07	1.45 + 0.04 – 0.04	0.3871 + 0.0104 – 0.0098	4.188 + 0.009 – 0.009	4.3 + 1.4 – 1.2
10518551	1.35 + 0.15 – 0.13	2.15 + 0.09 – 0.08	0.1355 + 0.0052 – 0.0051	3.902 + 0.013 – 0.016	4.1 + 1.0 – 1.0
10593351
10610027	1.36 + 0.10 – 0.13	1.48 + 0.06 – 0.06	0.4179 + 0.0299 – 0.0282	4.228 + 0.023 – 0.023	1.6 + 1.1 – 0.7
10644253	1.09 + 0.10 – 0.12	1.09 + 0.04 – 0.05	0.8407 + 0.0351 – 0.0342	4.398 + 0.015 – 0.017	2.6 + 3.1 – 2.1
10655953	1.20 + 0.11 – 0.15	1.25 + 0.05 – 0.05	0.6152 + 0.0426 – 0.0421	4.323 + 0.023 – 0.028	1.7 + 2.3 – 1.4
10670371	1.42 + 0.17 – 0.18	2.98 + 0.15 – 0.16	0.0539 + 0.0028 – 0.0027	3.642 + 0.017 – 0.018	3.7 + 1.4 – 1.1
10709834	1.53 + 0.14 – 0.18	1.79 + 0.06 – 0.07	0.2693 + 0.0117 – 0.0116	4.119 + 0.017 – 0.020	1.8 + 0.9 – 0.7
10712891	1.38 + 0.17 – 0.16	2.97 + 0.15 – 0.14	0.0528 + 0.0019 – 0.0018	3.633 + 0.014 – 0.016	4.0 + 1.4 – 1.2
10717090	1.15 + 0.10 – 0.21	1.50 + 0.07 – 0.09	0.3271 + 0.0198 – 0.0194	4.127 + 0.023 – 0.026	6.3 + 4.6 – 1.7
10727922	1.25 + 0.15 – 0.16	1.96 + 0.11 – 0.11	0.1665 + 0.0130 – 0.0123	3.951 + 0.021 – 0.023	4.8 + 1.2 – 1.1
10731424	1.55 + 0.20 – 0.19	2.63 + 0.17 – 0.14	0.0847 + 0.0074 – 0.0073	3.786 + 0.024 – 0.026	2.8 + 1.0 – 0.8
10732098	1.06 + 0.10 – 0.12	1.74 + 0.07 – 0.08	0.2025 + 0.0076 – 0.0076	3.982 + 0.014 – 0.015	7.8 + 2.6 – 1.7
10794845	1.12 + 0.11 – 0.16	1.14 + 0.05 – 0.05	0.7433 + 0.0475 – 0.0450	4.367 + 0.022 – 0.026	2.3 + 3.7 – 2.0
10858780	0.95 + 0.15 – 0.14	1.45 + 0.10 – 0.09	0.3090 + 0.0248 – 0.0246	4.090 + 0.024 – 0.025	11.3 + 5.2 – 4.5
10873176	1.27 + 0.12 – 0.12	2.13 + 0.07 – 0.08	0.1312 + 0.0050 – 0.0052	3.884 + 0.015 – 0.015	4.6 + 0.8 – 0.9
10909629	1.35 + 0.12 – 0.14	2.17 + 0.08 – 0.09	0.1323 + 0.0057 – 0.0054	3.895 + 0.015 – 0.018	4.0 + 1.0 – 0.7
10923629	1.40 + 0.20 – 0.12	2.43 + 0.11 – 0.09	0.0981 + 0.0041 – 0.0039	3.815 + 0.018 – 0.017	3.8 + 0.8 – 1.2
10937782	1.31 + 0.28 – 0.16	4.00 + 0.35 – 0.24	0.0205 + 0.0012 – 0.0014	3.350 + 0.009 – 0.010	4.5 + 1.5 – 2.1
10959362	1.28 + 0.17 – 0.25	2.22 + 0.13 – 0.19	0.1184 + 0.0084 – 0.0085	3.851 + 0.023 – 0.018	4.8 + 2.0 – 1.1
10963065	1.13 + 0.10 – 0.11	1.25 + 0.04 – 0.04	0.5746 + 0.0130 – 0.0122	4.294 + 0.014 – 0.015	4.0 + 3.0 – 2.0
10971974	1.01 + 0.14 – 0.13	1.17 + 0.06 – 0.06	0.6165 + 0.0410 – 0.0388	4.297 + 0.025 – 0.025	7.4 + 4.3 – 3.7
10972252	1.57 + 0.12 – 0.21	2.42 + 0.07 – 0.12	0.1109 + 0.0054 – 0.0044	3.864 + 0.014 – 0.016	2.8 + 1.1 – 0.6
10972873	1.14 + 0.15 – 0.11	1.85 + 0.09 – 0.07	0.1792 + 0.0061 – 0.0059	3.958 + 0.018 – 0.013	6.6 + 1.7 – 1.7
10976896
10990438	1.43 + 0.30 – 0.15	3.93 + 0.32 – 0.19	0.0236 + 0.0012 – 0.0012	3.409 + 0.016 – 0.016	3.6 + 1.3 – 1.6
11021413	1.08 + 0.11 – 0.10	2.06 + 0.08 – 0.08	0.1237 + 0.0041 – 0.0041	3.843 + 0.010 – 0.011	7.3 + 2.1 – 1.5
11026764	1.25 + 0.13 – 0.11	2.10 + 0.08 – 0.08	0.1353 + 0.0045 – 0.0044	3.889 + 0.018 – 0.014	5.3 + 0.8 – 0.9
11027406	0.97 + 0.13 – 0.09	1.33 + 0.06 – 0.05	0.4122 + 0.0152 – 0.0147	4.178 + 0.016 – 0.015	8.8 + 3.1 – 3.1
11070918	1.32 + 0.11 – 0.17	1.74 + 0.06 – 0.07	0.2475 + 0.0104 – 0.0096	4.071 + 0.020 – 0.023	3.6 + 1.5 – 0.9
11074380	1.21 + 0.18 – 0.23	2.62 + 0.17 – 0.22	0.0672 + 0.0042 – 0.0039	3.679 + 0.019 – 0.019	5.5 + 5.6 – 1.5
11075448	1.37 + 0.10 – 0.12	1.57 + 0.05 – 0.06	0.3488 + 0.0186 – 0.0172	4.177 + 0.018 – 0.019	2.2 + 1.0 – 0.7
11075456	1.32 + 0.13 – 0.22	1.47 + 0.05 – 0.07	0.4024 + 0.0248 – 0.0219	4.212 + 0.028 – 0.035	2.2 + 2.8 – 1.2
11081729	1.38 + 0.12 – 0.11	1.43 + 0.04 – 0.04	0.4650 + 0.0167 – 0.0160	4.262 + 0.014 – 0.014	1.0 + 0.8 – 0.7
11082784	1.29 + 0.27 – 0.26	2.19 + 0.16 – 0.18	0.1228 + 0.0076 – 0.0080	3.864 + 0.022 – 0.018	4.9 + 2.0 – 1.9
11083308	1.36 + 0.14 – 0.12	2.12 + 0.09 – 0.08	0.1434 + 0.0067 – 0.0064	3.920 + 0.015 – 0.016	3.9 + 0.9 – 0.9
11098033	1.35 + 0.22 – 0.16	2.25 + 0.12 – 0.10	0.1201 + 0.0085 – 0.0086	3.867 + 0.027 – 0.027	4.1 + 1.0 – 1.3
11127479	1.16 + 0.11 – 0.15	1.37 + 0.05 – 0.08	0.4542 + 0.0227 – 0.0209	4.229 + 0.015 – 0.016	4.6 + 2.7 – 1.6
11133100	1.51 + 0.15 – 0.21	2.38 + 0.13 – 0.14	0.1101 + 0.0096 – 0.0087	3.855 + 0.025 – 0.026	3.0 + 1.4 – 0.7

Table 5—Continued

KIC	M (M_{\odot})	R (R_{\odot})	ρ (ρ_{\odot})	$\log g$ (dex)	t (Gyr)
11137075	1.00 + 0.10 – 0.10	1.64 + 0.07 – 0.07	0.2248 + 0.0088 – 0.0088	4.005 + 0.012 – 0.012	10.1 + 3.0 – 2.4
11138101	1.36 + 0.14 – 0.15	2.36 + 0.09 – 0.10	0.1037 + 0.0064 – 0.0063	3.826 + 0.023 – 0.024	4.0 + 0.9 – 0.9
11188219
11189107	1.52 + 0.20 – 0.15	2.26 + 0.13 – 0.11	0.1314 + 0.0126 – 0.0109	3.911 + 0.028 – 0.027	2.6 + 1.0 – 0.9
11193681	1.33 + 0.10 – 0.13	2.41 + 0.07 – 0.09	0.0945 + 0.0037 – 0.0035	3.794 + 0.015 – 0.015	4.6 + 0.7 – 0.6
11229052	1.23 + 0.13 – 0.15	1.47 + 0.05 – 0.06	0.3863 + 0.0129 – 0.0121	4.192 + 0.017 – 0.021	3.2 + 1.9 – 1.2
11244118	1.26 + 0.07 – 0.06	1.66 + 0.04 – 0.04	0.2747 + 0.0081 – 0.0081	4.097 + 0.012 – 0.012	5.0 + 0.6 – 0.8
11253226	1.43 + 0.15 – 0.10	1.61 + 0.06 – 0.05	0.3481 + 0.0133 – 0.0123	4.185 + 0.017 – 0.014	1.7 + 0.5 – 0.9
11294717	1.10 + 0.14 – 0.14	1.82 + 0.09 – 0.09	0.1825 + 0.0094 – 0.0093	3.957 + 0.024 – 0.020	7.0 + 2.4 – 1.6
11307875	1.54 + 0.21 – 0.21	4.14 + 0.22 – 0.23	0.0217 + 0.0007 – 0.0007	3.389 + 0.016 – 0.017	3.0 + 1.6 – 1.0
11389393	1.30 + 0.13 – 0.15	1.86 + 0.08 – 0.08	0.2006 + 0.0113 – 0.0105	4.009 + 0.019 – 0.021	4.3 + 1.1 – 1.2
11389437	1.16 + 0.12 – 0.11	1.68 + 0.06 – 0.06	0.2452 + 0.0080 – 0.0077	4.052 + 0.015 – 0.015	5.3 + 1.6 – 1.0
11401156	1.08 + 0.12 – 0.12	2.49 + 0.11 – 0.11	0.0699 + 0.0021 – 0.0021	3.678 + 0.012 – 0.013	7.3 + 3.6 – 1.9
11401708	1.42 + 0.28 – 0.11	2.55 + 0.14 – 0.08	0.0857 + 0.0025 – 0.0024	3.777 + 0.023 – 0.012	3.9 + 0.6 – 1.6
11414712	1.18 + 0.12 – 0.13	2.28 + 0.10 – 0.11	0.0992 + 0.0039 – 0.0035	3.793 + 0.011 – 0.012	5.4 + 1.4 – 0.7
11453915	1.19 + 0.10 – 0.12	1.21 + 0.04 – 0.04	0.6741 + 0.0275 – 0.0273	4.348 + 0.015 – 0.019	1.5 + 2.0 – 1.3
11454149	1.15 + 0.11 – 0.12	1.16 + 0.05 – 0.05	0.7263 + 0.0458 – 0.0446	4.364 + 0.019 – 0.021	1.9 + 2.2 – 1.6
11456910	1.21 + 0.19 – 0.17	1.68 + 0.08 – 0.09	0.2587 + 0.0171 – 0.0163	4.073 + 0.029 – 0.028	4.7 + 3.1 – 2.1
11460626	1.28 + 0.13 – 0.16	2.21 + 0.09 – 0.10	0.1191 + 0.0052 – 0.0048	3.855 + 0.020 – 0.018	4.7 + 1.0 – 0.9
11467550	1.30 + 0.15 – 0.14	2.02 + 0.08 – 0.08	0.1591 + 0.0062 – 0.0061	3.944 + 0.018 – 0.020	4.3 + 1.0 – 1.1
11496573	1.36 + 0.27 – 0.15	3.58 + 0.27 – 0.17	0.0294 + 0.0013 – 0.0013	3.462 + 0.015 – 0.015	4.3 + 1.4 – 1.8
11502597	1.12 + 0.15 – 0.12	1.63 + 0.09 – 0.08	0.2599 + 0.0115 – 0.0107	4.066 + 0.013 – 0.014	6.5 + 2.7 – 1.9
11506988	1.27 + 0.17 – 0.11	1.90 + 0.08 – 0.07	0.1874 + 0.0072 – 0.0070	3.988 + 0.021 – 0.018	4.5 + 0.7 – 1.4
11507653	1.04 + 0.20 – 0.14	1.59 + 0.09 – 0.08	0.2604 + 0.0173 – 0.0166	4.054 + 0.028 – 0.026	8.0 + 3.1 – 2.9
11554100	1.18 + 0.15 – 0.16	3.62 + 0.19 – 0.22	0.0250 + 0.0012 – 0.0011	3.392 + 0.011 – 0.011	6.4 + 3.5 – 1.6
11558593	1.36 + 0.24 – 0.19	3.15 + 0.19 – 0.17	0.0435 + 0.0015 – 0.0015	3.575 + 0.019 – 0.022	4.1 + 1.6 – 1.5
11611414	1.19 + 0.23 – 0.10	1.71 + 0.10 – 0.09	0.2458 + 0.0218 – 0.0216	4.060 + 0.028 – 0.029	4.7 + 0.9 – 1.8
11620833	1.47 + 0.22 – 0.15	3.77 + 0.22 – 0.15	0.0273 + 0.0008 – 0.0008	3.453 + 0.016 – 0.016	3.6 + 1.3 – 1.3
11674236	1.08 + 0.14 – 0.15	2.00 + 0.10 – 0.11	0.1351 + 0.0078 – 0.0076	3.868 + 0.020 – 0.020	7.1 + 2.7 – 1.4
11708273	1.11 + 0.16 – 0.13	1.58 + 0.08 – 0.07	0.2824 + 0.0138 – 0.0139	4.086 + 0.023 – 0.023	6.3 + 2.6 – 2.0
11709205	1.30 + 0.09 – 0.15	4.03 + 0.13 – 0.19	0.0198 + 0.0008 – 0.0007	3.337 + 0.011 – 0.012	5.4 + 2.2 – 1.0
11713510	1.05 + 0.12 – 0.09	1.61 + 0.07 – 0.06	0.2501 + 0.0079 – 0.0078	4.043 + 0.014 – 0.012	7.9 + 2.2 – 2.1
11717120	0.99 + 0.12 – 0.12	2.36 + 0.13 – 0.13	0.0754 + 0.0037 – 0.0037	3.687 + 0.009 – 0.009	9.3 + 4.6 – 2.9
11722551	1.10 + 0.08 – 0.07	2.20 + 0.06 – 0.07	0.1027 + 0.0028 – 0.0028	3.792 + 0.008 – 0.009	8.2 + 2.2 – 1.6
11723674	1.42 + 0.18 – 0.12	2.48 + 0.10 – 0.09	0.0939 + 0.0044 – 0.0042	3.805 + 0.019 – 0.019	3.6 + 0.7 – 1.1
11757831
11771760	1.55 + 0.12 – 0.14	3.00 + 0.10 – 0.11	0.0575 + 0.0023 – 0.0023	3.673 + 0.016 – 0.014	3.0 + 0.7 – 0.6
11802939	1.37 + 0.15 – 0.15	2.68 + 0.14 – 0.14	0.0715 + 0.0073 – 0.0070	3.719 + 0.030 – 0.031	3.9 + 0.9 – 0.8
11802968	0.89 + 0.14 – 0.10	2.42 + 0.14 – 0.11	0.0627 + 0.0023 – 0.0025	3.621 + 0.014 – 0.013	13.8 + 5.1 – 5.6
11809558	1.34 + 0.16 – 0.13	2.98 + 0.13 – 0.11	0.0506 + 0.0014 – 0.0015	3.616 + 0.013 – 0.013	4.6 + 1.2 – 1.4
11817562	1.45 + 0.21 – 0.14	2.51 + 0.12 – 0.10	0.0921 + 0.0035 – 0.0033	3.803 + 0.019 – 0.020	3.5 + 0.8 – 1.2
11862119	1.11 + 0.20 – 0.15	1.50 + 0.31 – 0.30	0.3325 + 0.0744 – 0.0741	4.135 + 0.098 – 0.099	5.6 + 2.5 – 2.2
11873252	1.02 + 0.32 – 0.21	3.54 + 0.49 – 0.33	0.0229 + 0.0020 – 0.0025	3.348 + 0.016 – 0.015	8.6 + 7.4 – 4.4
11911418	1.27 + 0.13 – 0.13	2.63 + 0.10 – 0.11	0.0700 + 0.0021 – 0.0021	3.702 + 0.011 – 0.013	4.7 + 1.0 – 0.8
11919192	1.60 + 0.15 – 0.20	2.29 + 0.10 – 0.11	0.1334 + 0.0087 – 0.0084	3.921 + 0.019 – 0.021	2.2 + 1.1 – 0.6

Table 5—Continued

KIC	M (M_{\odot})	R (R_{\odot})	ρ (ρ_{\odot})	$\log g$ (dex)	t (Gyr)
11962180	1.36 + 0.14 – 0.15	1.97 + 0.10 – 0.10	0.1778 + 0.0119 – 0.0115	3.981 + 0.018 – 0.018	3.6 + 1.2 – 0.9
11968749
11971746	1.14 + 0.11 – 0.17	1.36 + 0.05 – 0.08	0.4486 + 0.0203 – 0.0202	4.221 + 0.019 – 0.021	5.0 + 3.8 – 2.0
12009504	1.25 + 0.09 – 0.10	1.43 + 0.04 – 0.04	0.4298 + 0.0122 – 0.0114	4.225 + 0.012 – 0.012	2.9 + 1.3 – 1.0
12011630	0.83 + 0.11 – 0.07	0.98 + 0.04 – 0.03	0.8898 + 0.0302 – 0.0299	4.380 + 0.017 – 0.015	12.5 + 3.6 – 5.2
12020532	1.75 + 0.14 – 0.19	3.95 + 0.14 – 0.17	0.0283 + 0.0012 – 0.0012	3.484 + 0.013 – 0.015	2.0 + 0.7 – 0.4
12055375	0.98 + 0.15 – 0.12	1.51 + 0.09 – 0.08	0.2848 + 0.0244 – 0.0236	4.072 + 0.026 – 0.027	9.8 + 3.6 – 3.2
12058443	1.09 + 0.12 – 0.12	3.22 + 0.14 – 0.15	0.0329 + 0.0010 – 0.0010	3.462 + 0.011 – 0.012	7.5 + 3.9 – 2.0
12069127	1.40 + 0.15 – 0.09	2.22 + 0.09 – 0.07	0.1286 + 0.0053 – 0.0054	3.893 + 0.016 – 0.015	3.6 + 0.7 – 1.1
12069569	1.41 + 0.14 – 0.14	2.34 + 0.11 – 0.10	0.1097 + 0.0084 – 0.0081	3.848 + 0.024 – 0.024	3.6 + 0.8 – 0.8
12117868	1.10 + 0.13 – 0.14	1.32 + 0.06 – 0.07	0.4719 + 0.0244 – 0.0230	4.232 + 0.018 – 0.019	5.1 + 3.1 – 2.1
12156916	1.25 + 0.15 – 0.16	1.57 + 0.06 – 0.07	0.3215 + 0.0115 – 0.0110	4.141 + 0.019 – 0.025	3.5 + 1.7 – 1.2
12253255
12258514	1.19 + 0.09 – 0.13	1.58 + 0.04 – 0.06	0.2990 + 0.0076 – 0.0075	4.113 + 0.012 – 0.016	5.1 + 2.1 – 1.1
12265063	1.17 + 0.18 – 0.14	1.68 + 0.08 – 0.08	0.2474 + 0.0114 – 0.0113	4.055 + 0.023 – 0.024	5.2 + 2.2 – 1.5
12304142	1.37 + 0.11 – 0.11	1.83 + 0.05 – 0.05	0.2237 + 0.0067 – 0.0062	4.049 + 0.014 – 0.014	3.5 + 1.0 – 0.7
12307366	1.59 + 0.13 – 0.24	3.97 + 0.17 – 0.26	0.0252 + 0.0011 – 0.0011	3.432 + 0.011 – 0.012	2.6 + 1.8 – 0.6
12317678	1.41 + 0.14 – 0.09	1.85 + 0.06 – 0.05	0.2259 + 0.0075 – 0.0066	4.058 + 0.014 – 0.013	2.9 + 0.6 – 0.8
12352180	1.15 + 0.23 – 0.12	1.88 + 0.11 – 0.08	0.1733 + 0.0048 – 0.0048	3.949 + 0.028 – 0.015	6.7 + 2.0 – 2.6
12366681	1.56 + 0.15 – 0.19	2.64 + 0.11 – 0.12	0.0832 + 0.0032 – 0.0028	3.781 + 0.016 – 0.021	3.0 + 0.9 – 0.8
12507240	1.38 + 0.13 – 0.12	1.94 + 0.06 – 0.06	0.1904 + 0.0075 – 0.0070	4.003 + 0.016 – 0.016	3.7 + 0.9 – 0.9
12508433	1.19 + 0.09 – 0.12	2.22 + 0.07 – 0.09	0.1092 + 0.0039 – 0.0037	3.820 + 0.011 – 0.013	6.0 + 1.6 – 0.8
12735580	1.23 + 0.21 – 0.12	1.84 + 0.10 – 0.09	0.2021 + 0.0179 – 0.0171	4.007 + 0.032 – 0.031	4.7 + 0.8 – 1.7

Table 6. Estimated stellar properties using spectroscopic T_{eff} and $[\text{Fe}/\text{H}]$ values from Bruntt et al. (2012).

KIC	M (M_{\odot})	R (R_{\odot})	ρ (ρ_{\odot})	$\log g$ (dex)	t (Gyr)
1430163	1.34 + 0.06 – 0.06	1.48 + 0.03 – 0.03	0.4099 + 0.0171 – 0.0174	4.221 + 0.013 – 0.014	1.9 + 0.6 – 0.5
1435467	1.31 + 0.08 – 0.16	1.69 + 0.04 – 0.06	0.2675 + 0.0066 – 0.0067	4.094 + 0.012 – 0.019	3.7 + 1.7 – 0.8
2837475	1.41 + 0.06 – 0.04	1.63 + 0.03 – 0.03	0.3295 + 0.0105 – 0.0103	4.167 + 0.010 – 0.010	2.0 + 0.3 – 0.4
3424541	1.39 + 0.07 – 0.06	2.47 + 0.06 – 0.06	0.0930 + 0.0046 – 0.0044	3.797 + 0.016 – 0.015	4.0 + 0.6 – 0.6
3427720	1.08 + 0.06 – 0.06	1.12 + 0.02 – 0.02	0.7817 + 0.0262 – 0.0255	4.378 + 0.012 – 0.012	3.5 + 1.5 – 1.4
3456181	1.36 + 0.07 – 0.12	2.10 + 0.05 – 0.06	0.1463 + 0.0042 – 0.0040	3.924 + 0.010 – 0.012	3.9 + 1.0 – 0.5
3632418	1.31 + 0.08 – 0.07	1.88 + 0.04 – 0.04	0.1993 + 0.0034 – 0.0034	4.010 + 0.010 – 0.009	4.1 + 0.5 – 0.6
3656476	1.10 + 0.05 – 0.06	1.34 + 0.03 – 0.03	0.4588 + 0.0109 – 0.0105	4.225 + 0.008 – 0.008	7.2 + 2.2 – 1.8
3733735	1.39 + 0.04 – 0.05	1.42 + 0.03 – 0.03	0.4883 + 0.0235 – 0.0231	4.277 + 0.014 – 0.014	0.8 + 0.4 – 0.4
4586099	1.32 + 0.08 – 0.11	1.86 + 0.04 – 0.05	0.2049 + 0.0064 – 0.0062	4.018 + 0.012 – 0.013	3.9 + 0.9 – 0.6
4638884	1.39 + 0.05 – 0.05	1.89 + 0.03 – 0.03	0.2070 + 0.0071 – 0.0072	4.030 + 0.011 – 0.012	3.3 + 0.5 – 0.5
4914923	1.19 + 0.05 – 0.06	1.42 + 0.02 – 0.02	0.4205 + 0.0045 – 0.0045	4.212 + 0.007 – 0.007	4.9 + 1.2 – 1.1
5021689	1.22 + 0.08 – 0.07	1.79 + 0.04 – 0.04	0.2114 + 0.0045 – 0.0046	4.016 + 0.011 – 0.010	5.0 + 0.6 – 0.6
5184732	1.17 + 0.04 – 0.04	1.33 + 0.02 – 0.02	0.4976 + 0.0119 – 0.0120	4.258 + 0.007 – 0.007	4.8 + 1.3 – 1.2
5371516	1.51 + 0.08 – 0.08	2.08 + 0.04 – 0.04	0.1689 + 0.0038 – 0.0038	3.983 + 0.009 – 0.010	2.8 + 0.5 – 0.5
5450445	1.39 + 0.07 – 0.06	1.99 + 0.04 – 0.04	0.1775 + 0.0041 – 0.0040	3.985 + 0.009 – 0.009	3.9 + 0.6 – 0.6
5512589	1.09 + 0.05 – 0.05	1.65 + 0.03 – 0.03	0.2429 + 0.0064 – 0.0062	4.040 + 0.009 – 0.009	7.9 + 1.2 – 1.1
5596656	1.14 + 0.13 – 0.12	3.67 + 0.17 – 0.17	0.0229 + 0.0009 – 0.0009	3.362 + 0.010 – 0.010	5.9 + 2.0 – 1.3
5773345	1.45 + 0.06 – 0.07	2.00 + 0.03 – 0.03	0.1800 + 0.0034 – 0.0034	3.994 + 0.008 – 0.008	3.5 + 0.6 – 0.6
5774694	1.06 + 0.05 – 0.06	1.00 + 0.03 – 0.03	1.0618 + 0.0611 – 0.0614	4.463 + 0.017 – 0.019	1.9 + 1.9 – 1.6
5939450	1.53 + 0.10 – 0.09	2.88 + 0.07 – 0.06	0.0639 + 0.0018 – 0.0017	3.701 + 0.017 – 0.013	3.0 + 0.6 – 0.6
5955122	1.18 + 0.06 – 0.06	2.09 + 0.05 – 0.05	0.1304 + 0.0045 – 0.0044	3.872 + 0.009 – 0.009	5.4 + 0.6 – 0.4
6106415	1.09 + 0.05 – 0.05	1.23 + 0.02 – 0.02	0.5820 + 0.0058 – 0.0057	4.293 + 0.008 – 0.008	5.1 + 1.5 – 1.4
6116048	1.00 + 0.06 – 0.05	1.21 + 0.03 – 0.03	0.5599 + 0.0131 – 0.0132	4.269 + 0.008 – 0.008	7.6 + 1.9 – 1.8
6225718	1.17 + 0.04 – 0.05	1.24 + 0.01 – 0.02	0.6093 + 0.0062 – 0.0061	4.316 + 0.007 – 0.007	2.6 + 0.9 – 0.8
6442183	1.08 + 0.05 – 0.05	1.71 + 0.03 – 0.03	0.2168 + 0.0040 – 0.0040	4.006 + 0.009 – 0.008	7.8 + 1.2 – 1.1
6508366	1.41 + 0.08 – 0.09	2.13 + 0.05 – 0.05	0.1455 + 0.0045 – 0.0043	3.928 + 0.011 – 0.011	3.6 + 0.7 – 0.6
6603624	1.03 + 0.06 – 0.06	1.16 + 0.03 – 0.03	0.6568 + 0.0171 – 0.0169	4.320 + 0.008 – 0.008	7.9 + 2.4 – 2.2
6679371	1.44 + 0.07 – 0.08	2.16 + 0.05 – 0.04	0.1426 + 0.0040 – 0.0038	3.925 + 0.010 – 0.009	3.4 + 0.6 – 0.6
6933899	1.21 + 0.05 – 0.14	1.63 + 0.04 – 0.06	0.2787 + 0.0071 – 0.0071	4.092 + 0.009 – 0.013	5.4 + 2.5 – 0.8
7103006	1.43 + 0.07 – 0.06	1.94 + 0.04 – 0.04	0.1944 + 0.0068 – 0.0068	4.015 + 0.011 – 0.012	3.2 + 0.5 – 0.6
7206837	1.37 + 0.06 – 0.07	1.59 + 0.03 – 0.03	0.3388 + 0.0108 – 0.0108	4.169 + 0.011 – 0.011	2.6 + 0.7 – 0.5
7282890	1.52 + 0.10 – 0.13	2.36 + 0.06 – 0.07	0.1157 + 0.0035 – 0.0035	3.873 + 0.012 – 0.013	3.0 + 0.9 – 0.6
7529180	1.39 + 0.04 – 0.03	1.49 + 0.03 – 0.03	0.4226 + 0.0248 – 0.0235	4.236 + 0.017 – 0.017	1.3 + 0.3 – 0.3
7668623	1.39 + 0.15 – 0.08	2.29 + 0.07 – 0.06	0.1174 + 0.0041 – 0.0043	3.868 + 0.015 – 0.015	3.9 + 0.6 – 1.0
7680114	1.12 + 0.08 – 0.06	1.43 + 0.04 – 0.03	0.3846 + 0.0106 – 0.0105	4.178 + 0.010 – 0.010	6.5 + 1.6 – 1.5
7747078	1.10 + 0.06 – 0.06	1.93 + 0.04 – 0.04	0.1523 + 0.0031 – 0.0031	3.907 + 0.010 – 0.010	6.5 + 0.8 – 0.8
7799349	1.55 + 0.08 – 0.18	2.96 + 0.07 – 0.14	0.0596 + 0.0017 – 0.0015	3.682 + 0.007 – 0.010	3.3 + 1.4 – 0.5
7800289	1.48 + 0.10 – 0.10	2.86 + 0.08 – 0.08	0.0633 + 0.0024 – 0.0023	3.694 + 0.015 – 0.014	3.2 + 0.6 – 0.6
7871531	0.80 + 0.04 – 0.03	0.86 + 0.02 – 0.02	1.2692 + 0.0654 – 0.0589	4.477 + 0.017 – 0.015	12.4 + 3.2 – 3.6
7940546	1.31 + 0.08 – 0.07	1.92 + 0.04 – 0.04	0.1846 + 0.0038 – 0.0037	3.987 + 0.009 – 0.009	4.2 + 0.7 – 0.7
7976303	1.06 + 0.06 – 0.05	1.96 + 0.05 – 0.04	0.1423 + 0.0032 – 0.0035	3.882 + 0.009 – 0.008	6.2 + 0.7 – 0.8
8006161	0.97 + 0.06 – 0.06	0.93 + 0.02 – 0.02	1.1965 + 0.0273 – 0.0276	4.485 + 0.010 – 0.010	5.1 + 3.3 – 3.2
8026226	1.45 + 0.08 – 0.08	2.83 + 0.06 – 0.06	0.0639 + 0.0020 – 0.0020	3.695 + 0.011 – 0.011	3.4 + 0.6 – 0.6
8179536	1.28 + 0.06 – 0.07	1.37 + 0.03 – 0.03	0.4992 + 0.0186 – 0.0183	4.272 + 0.012 – 0.012	2.0 + 0.9 – 0.7

Table 6—Continued

KIC	M (M_{\odot})	R (R_{\odot})	ρ (ρ_{\odot})	$\log g$ (dex)	t (Gyr)
8228742	1.29 + 0.06 – 0.14	1.84 + 0.04 – 0.06	0.2054 + 0.0047 – 0.0048	4.016 + 0.008 – 0.014	4.5 + 1.2 – 0.6
8360349	1.64 + 0.10 – 0.14	2.61 + 0.06 – 0.08	0.0920 + 0.0026 – 0.0025	3.818 + 0.011 – 0.012	2.5 + 0.8 – 0.4
8367710	1.54 + 0.07 – 0.08	2.06 + 0.05 – 0.05	0.1756 + 0.0066 – 0.0066	3.996 + 0.011 – 0.012	2.6 + 0.5 – 0.5
8394589	0.98 + 0.07 – 0.07	1.15 + 0.03 – 0.03	0.6435 + 0.0213 – 0.0210	4.307 + 0.013 – 0.013	6.5 + 2.1 – 2.0
8524425	1.15 + 0.05 – 0.05	1.84 + 0.03 – 0.04	0.1849 + 0.0044 – 0.0044	3.969 + 0.008 – 0.008	7.1 + 0.9 – 0.7
8561221	1.48 + 0.10 – 0.14	3.17 + 0.09 – 0.12	0.0465 + 0.0013 – 0.0013	3.604 + 0.011 – 0.012	3.3 + 1.1 – 0.7
8579578	1.42 + 0.09 – 0.11	2.17 + 0.06 – 0.05	0.1376 + 0.0053 – 0.0051	3.913 + 0.014 – 0.014	3.5 + 0.9 – 0.7
8694723	1.02 + 0.08 – 0.07	1.49 + 0.04 – 0.04	0.3091 + 0.0074 – 0.0069	4.101 + 0.014 – 0.012	6.8 + 1.5 – 1.6
8702606	1.30 + 0.06 – 0.07	2.49 + 0.05 – 0.06	0.0839 + 0.0023 – 0.0022	3.757 + 0.007 – 0.007	4.7 + 0.5 – 0.5
8738809	1.50 + 0.08 – 0.17	2.25 + 0.06 – 0.08	0.1294 + 0.0037 – 0.0037	3.900 + 0.011 – 0.015	3.3 + 1.3 – 0.5
8751420	1.34 + 0.06 – 0.07	2.74 + 0.06 – 0.06	0.0653 + 0.0014 – 0.0014	3.689 + 0.007 – 0.007	4.4 + 0.7 – 0.6
8760414	0.80 + 0.03 – 0.03	1.02 + 0.02 – 0.02	0.7444 + 0.0107 – 0.0108	4.320 + 0.009 – 0.009	13.6 + 1.5 – 1.5
8938364	0.92 + 0.06 – 0.06	1.32 + 0.03 – 0.03	0.3968 + 0.0097 – 0.0095	4.158 + 0.009 – 0.010	13.0 + 2.8 – 2.7
9098294	0.97 + 0.06 – 0.06	1.15 + 0.03 – 0.03	0.6333 + 0.0188 – 0.0183	4.300 + 0.011 – 0.011	8.8 + 2.4 – 2.2
9139151	1.17 + 0.06 – 0.06	1.16 + 0.02 – 0.02	0.7488 + 0.0254 – 0.0256	4.377 + 0.012 – 0.012	1.8 + 1.2 – 1.1
9139163	1.38 + 0.05 – 0.06	1.57 + 0.03 – 0.03	0.3581 + 0.0096 – 0.0091	4.186 + 0.009 – 0.009	2.3 + 0.4 – 0.3
9206432	1.45 + 0.06 – 0.06	1.52 + 0.03 – 0.03	0.4114 + 0.0110 – 0.0109	4.234 + 0.009 – 0.009	1.1 + 0.4 – 0.4
9226926	1.39 + 0.05 – 0.04	1.64 + 0.03 – 0.03	0.3147 + 0.0126 – 0.0126	4.151 + 0.013 – 0.012	2.2 + 0.3 – 0.3
9812850	1.31 + 0.08 – 0.13	1.79 + 0.05 – 0.06	0.2276 + 0.0075 – 0.0076	4.046 + 0.013 – 0.016	3.8 + 1.1 – 0.8
9908400	1.81 + 0.11 – 0.15	2.93 + 0.07 – 0.08	0.0712 + 0.0026 – 0.0024	3.757 + 0.013 – 0.013	1.9 + 0.6 – 0.3
9955598	0.92 + 0.05 – 0.05	0.90 + 0.02 – 0.02	1.2380 + 0.0506 – 0.0505	4.487 + 0.014 – 0.015	6.9 + 3.6 – 3.4
10016239	1.23 + 0.05 – 0.05	1.28 + 0.02 – 0.02	0.5875 + 0.0185 – 0.0183	4.313 + 0.010 – 0.010	1.8 + 0.8 – 0.7
10018963	1.12 + 0.08 – 0.07	1.90 + 0.05 – 0.04	0.1635 + 0.0037 – 0.0036	3.929 + 0.012 – 0.010	5.8 + 0.9 – 0.8
10068307	1.23 + 0.15 – 0.08	2.00 + 0.08 – 0.05	0.1546 + 0.0033 – 0.0032	3.927 + 0.018 – 0.012	4.9 + 0.6 – 1.2
10162436	1.30 + 0.09 – 0.09	1.99 + 0.05 – 0.05	0.1643 + 0.0043 – 0.0043	3.953 + 0.012 – 0.013	4.6 + 0.6 – 0.8
10355856	1.33 + 0.06 – 0.06	1.75 + 0.03 – 0.03	0.2474 + 0.0063 – 0.0063	4.074 + 0.009 – 0.010	3.5 + 0.6 – 0.6
10454113	1.14 + 0.05 – 0.05	1.24 + 0.02 – 0.02	0.5895 + 0.0142 – 0.0140	4.303 + 0.009 – 0.009	3.7 + 1.2 – 1.0
10462940	1.20 + 0.07 – 0.06	1.26 + 0.03 – 0.03	0.6024 + 0.0296 – 0.0295	4.317 + 0.015 – 0.016	2.5 + 1.1 – 1.1
10516096	1.14 + 0.05 – 0.05	1.43 + 0.03 – 0.03	0.3867 + 0.0095 – 0.0093	4.181 + 0.007 – 0.007	5.6 + 1.1 – 1.0
10644253	1.14 + 0.05 – 0.06	1.11 + 0.02 – 0.02	0.8310 + 0.0318 – 0.0323	4.402 + 0.012 – 0.013	2.0 + 1.3 – 1.2
10709834	1.39 + 0.04 – 0.03	1.76 + 0.03 – 0.02	0.2573 + 0.0083 – 0.0081	4.092 + 0.010 – 0.010	2.8 + 0.4 – 0.4
10923629	1.47 + 0.15 – 0.09	2.48 + 0.07 – 0.06	0.0964 + 0.0038 – 0.0036	3.818 + 0.015 – 0.013	3.6 + 0.6 – 1.0
10963065	1.06 + 0.06 – 0.06	1.22 + 0.02 – 0.02	0.5749 + 0.0108 – 0.0109	4.285 + 0.009 – 0.009	5.5 + 1.7 – 1.5
11026764	1.22 + 0.05 – 0.05	2.09 + 0.04 – 0.04	0.1342 + 0.0038 – 0.0038	3.885 + 0.009 – 0.008	5.7 + 0.5 – 0.4
11081729	1.36 + 0.04 – 0.06	1.43 + 0.02 – 0.02	0.4619 + 0.0148 – 0.0143	4.258 + 0.011 – 0.011	1.2 + 0.5 – 0.4
11137075	1.01 + 0.05 – 0.05	1.66 + 0.04 – 0.04	0.2234 + 0.0075 – 0.0074	4.006 + 0.010 – 0.010	9.9 + 1.4 – 1.4
11244118	1.26 + 0.07 – 0.07	1.67 + 0.04 – 0.04	0.2732 + 0.0070 – 0.0068	4.095 + 0.008 – 0.008	5.4 + 1.0 – 0.9
11253226	1.39 + 0.03 – 0.03	1.60 + 0.02 – 0.02	0.3410 + 0.0088 – 0.0086	4.173 + 0.008 – 0.008	2.1 + 0.3 – 0.2
11414712	1.26 + 0.07 – 0.08	2.34 + 0.06 – 0.06	0.0980 + 0.0032 – 0.0033	3.798 + 0.009 – 0.009	5.0 + 0.7 – 0.7
11717120	1.01 + 0.10 – 0.10	2.38 + 0.11 – 0.11	0.0752 + 0.0033 – 0.0031	3.690 + 0.007 – 0.007	8.5 + 3.1 – 2.4
12009504	1.16 + 0.05 – 0.04	1.39 + 0.03 – 0.02	0.4271 + 0.0097 – 0.0099	4.213 + 0.008 – 0.008	4.7 + 0.9 – 1.0
12258514	1.20 + 0.08 – 0.08	1.59 + 0.04 – 0.04	0.2976 + 0.0064 – 0.0065	4.113 + 0.011 – 0.011	5.2 + 1.4 – 1.1

A. Comparison plots for different grid-pipeline combinations

Figures 13 through 17 show comparisons of results from the different grid-pipeline combinations, for analyses performed on the entire ensemble, with $\Delta\nu$, ν_{\max} , the photometric (IRFM) T_{eff} , and field $[\text{Fe}/\text{H}]$ values used as inputs. The plots show differences with respect to a common reference set of results, those given by BeSPP using the GARSTEC grid and model-calculated eigenfrequencies to estimate the $\Delta\nu$ of each model (the “frequency” mode of this pipeline).

The plotted differences are fractional differences in R , M , ρ and age t ; and absolute differences in $\log g$. The gray lines mark envelopes corresponding to the median of the 1σ uncertainties returned by all grid pipelines, with medians calculated in 10-target batches sorted on the independent variable used for the plots (T_{eff} for R , M , $\log g$ and ρ ; and $\Delta\nu$ for t). The results shown in the lower right-hand plots are those given by direct application of the scaling relations (note there is no direct-method estimate of age t). The thick black lines mark the 1σ uncertainty envelopes for the direct method. We note that SEEK, RadEx10 and GOE were coupled to grids whose sampling was less dense for more evolved (generally lower T_{eff}) stars: hence, for those cases some results have not been returned on targets in this part of the parameter space.

The direct-method results are typically more scattered, but on the whole consistent with the larger uncertainties expected from basic error-propagation. The uncertainties are smaller for the grid-based searches because the solutions are constrained to satisfy stellar evolution theory, hence only a narrow range of outcomes is permitted. The native fractional uncertainties on ν_{\max} are, on average, about twice the size of those on $\Delta\nu$. This acts to drive up the direct-method uncertainties, most notably on R and M . The direct-method uncertainties for ρ , which are determined solely by uncertainties in $\Delta\nu$, are in contrast seen to match quite closely the uncertainties given by the grid-based searches.

Figures 18 through 22 show similar visual comparisons of results, this time for analyses performed on the cohort that had spectroscopic T_{eff} and $[\text{Fe}/\text{H}]$ available.

Inspection of the results shows that in most cases the plotted differences lie within the typical, median 1σ uncertainty envelope. We see clearly the impact of adopting the scaling relations to compute $\Delta\nu$ i.e., as manifested in the boomerang-shaped trends which are most notable in the density plots, but also present in radius, gravity and mass. These trends are noticeably lacking when pipelines that used calculated eigenfrequencies are compared (e.g., see the flat density difference for the GOE pipeline, in Figure 16. We note that, at the level of precision of these data, the boomerang-shaped differences lie largely within the median 1σ envelopes.

There is also evidence of model dependence in the results. For example, masses and radii returned by GOE are both offset positively, by different fractional amounts, relative to the reference BeSPP results. These offsets combine to give a small negative, albeit flat (see above) offset in density. Also noteworthy is the larger internal scatter shown by the SEEK results (all properties), relative to the internal scatter shown by the other pipelines. SEEK is coupled to a grid with multiple values of the mixing length parameter, α . However, not all subgrids constructed with a given α cover the full range of metallicity. The increased scatter in the SEEK estimates is a result of this non-uniform sampling of the α -[Fe/H] space. It is also worth remarking again on the scatter shown by the age estimates.

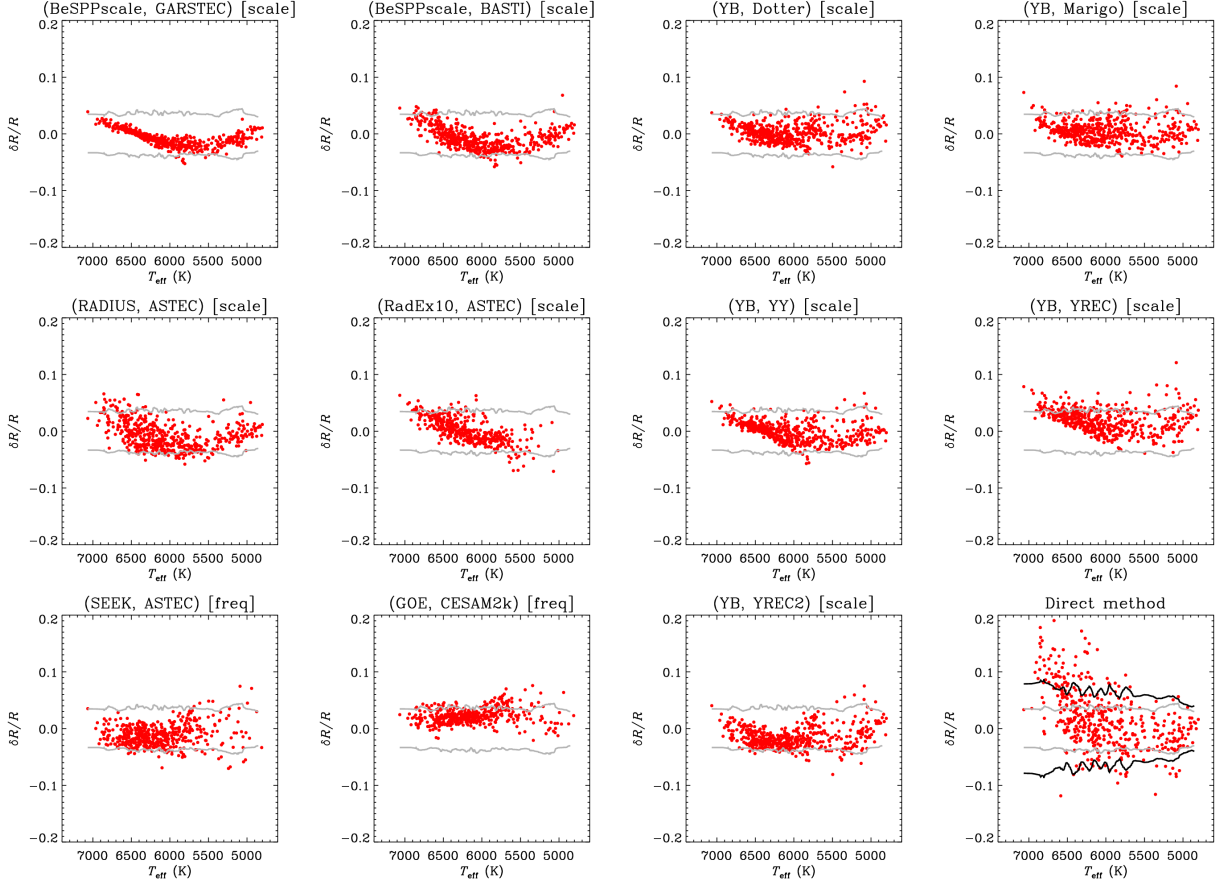


Fig. 13.— Fractional differences in estimated radii, R , for analyses performed on the entire ensemble, with $\Delta\nu$ and ν_{max} , the photometric (IRFM) T_{eff} and field $[\text{Fe}/\text{H}]$ values used as inputs. The plots show differences with respect to the BeSPP pipeline run with the GARSTEC grid run using model-calculated eigenfrequencies to estimate the $\Delta\nu$ of each model in its grid. Gray lines mark the median 1σ envelope of the grid-pipeline returned, formal uncertainties. These lines are included to help judge the *typical* precision only. The bottom right-hand panel shows results from direct application of the scaling relations, the black lines showing the median 1σ envelope on the resulting uncertainties.

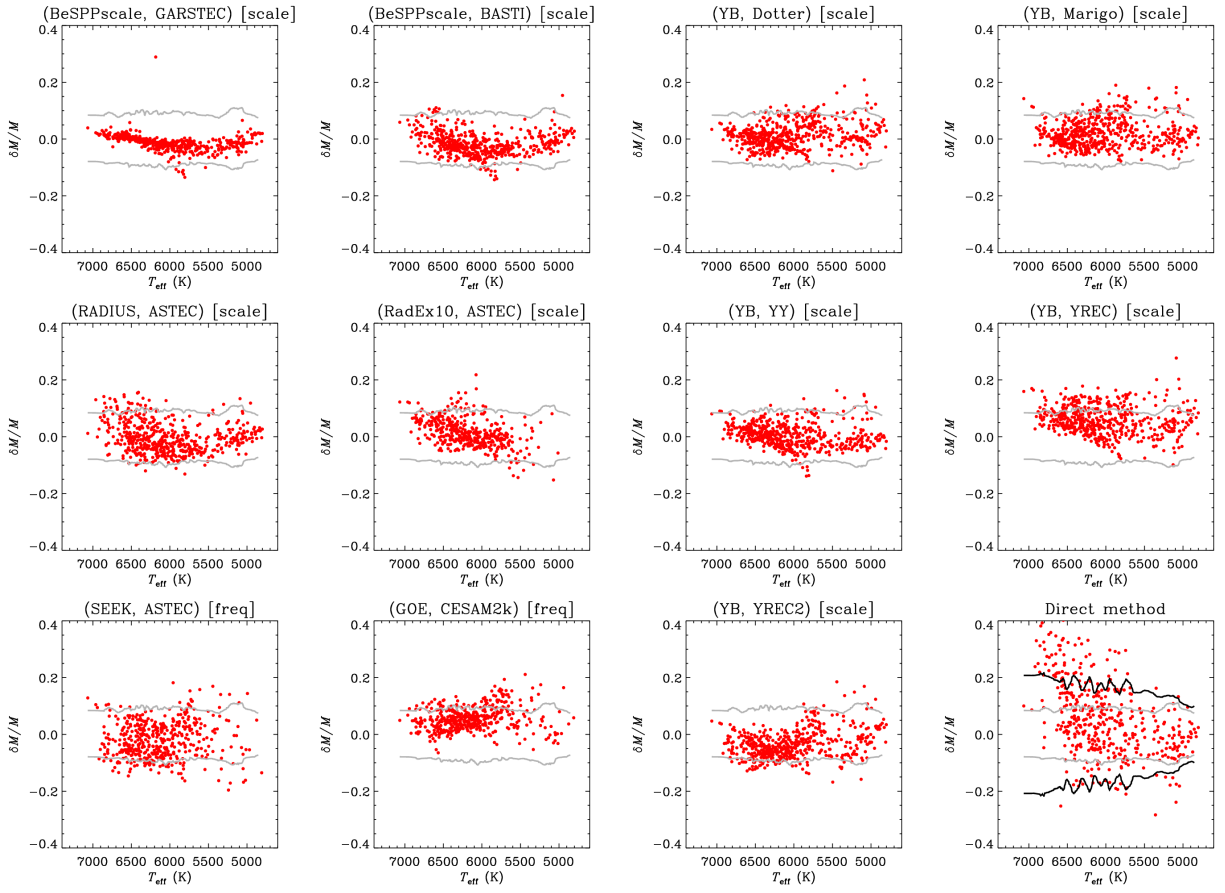


Fig. 14.— As per Figure 13, but for fractional differences in mass M .

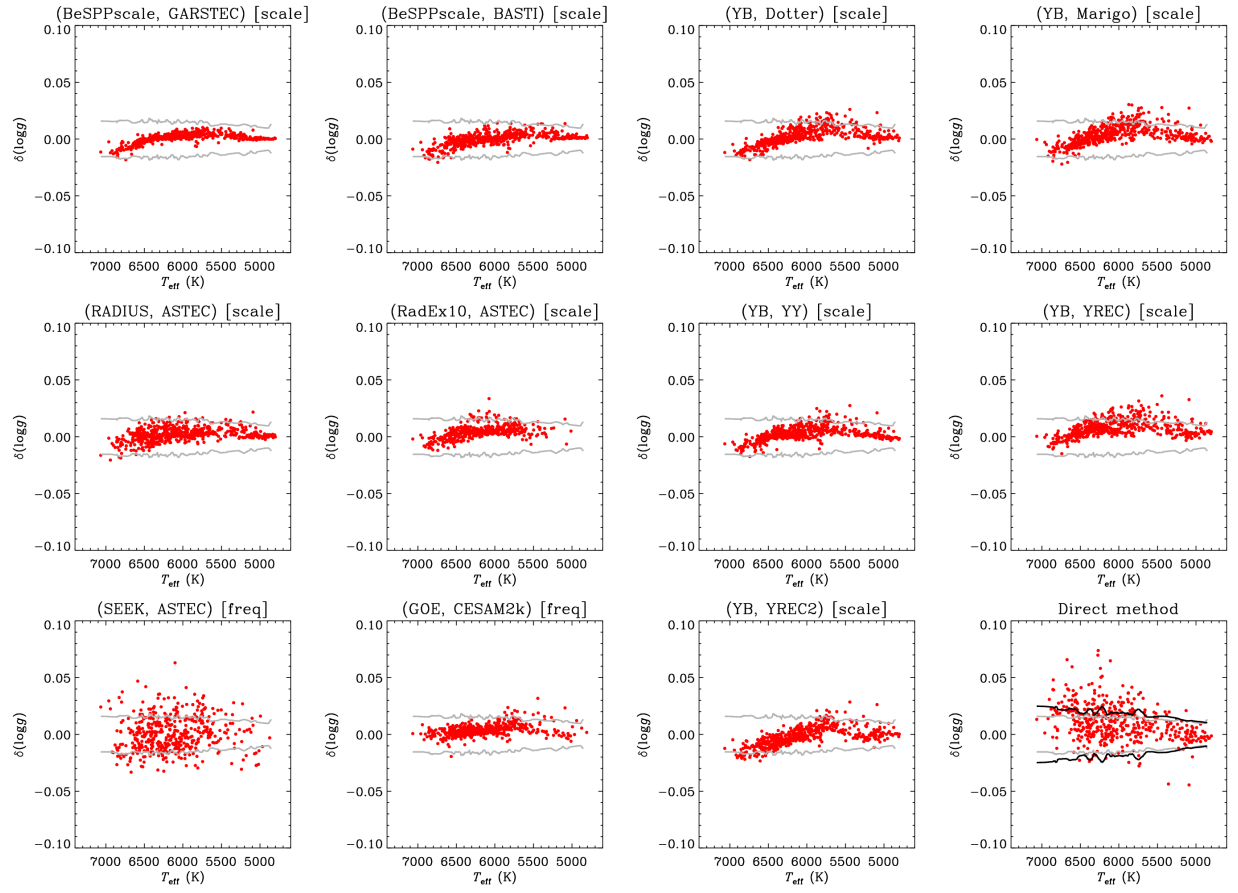


Fig. 15.— As per Figure 13, but for differences in $\log g$.

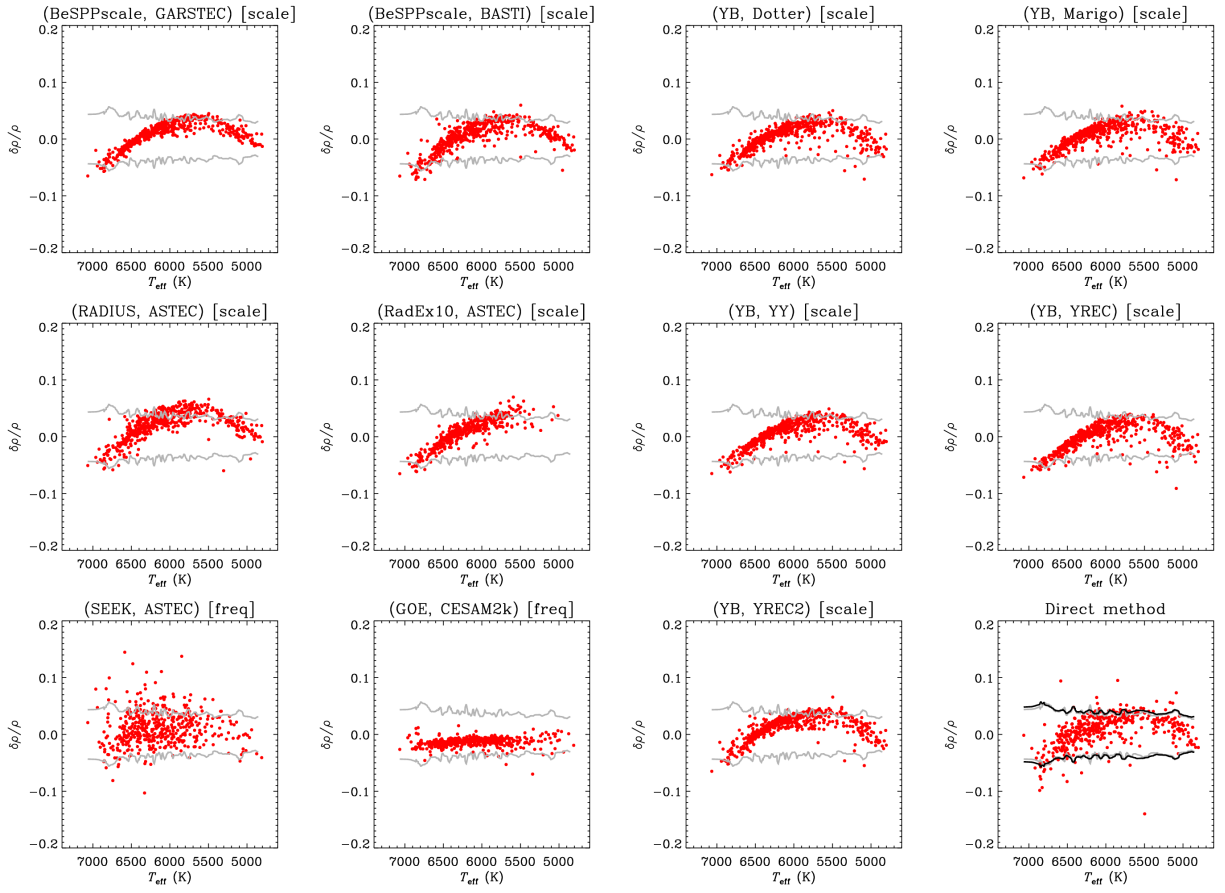


Fig. 16.— As per Figure 13, but for fractional differences in average density ρ .

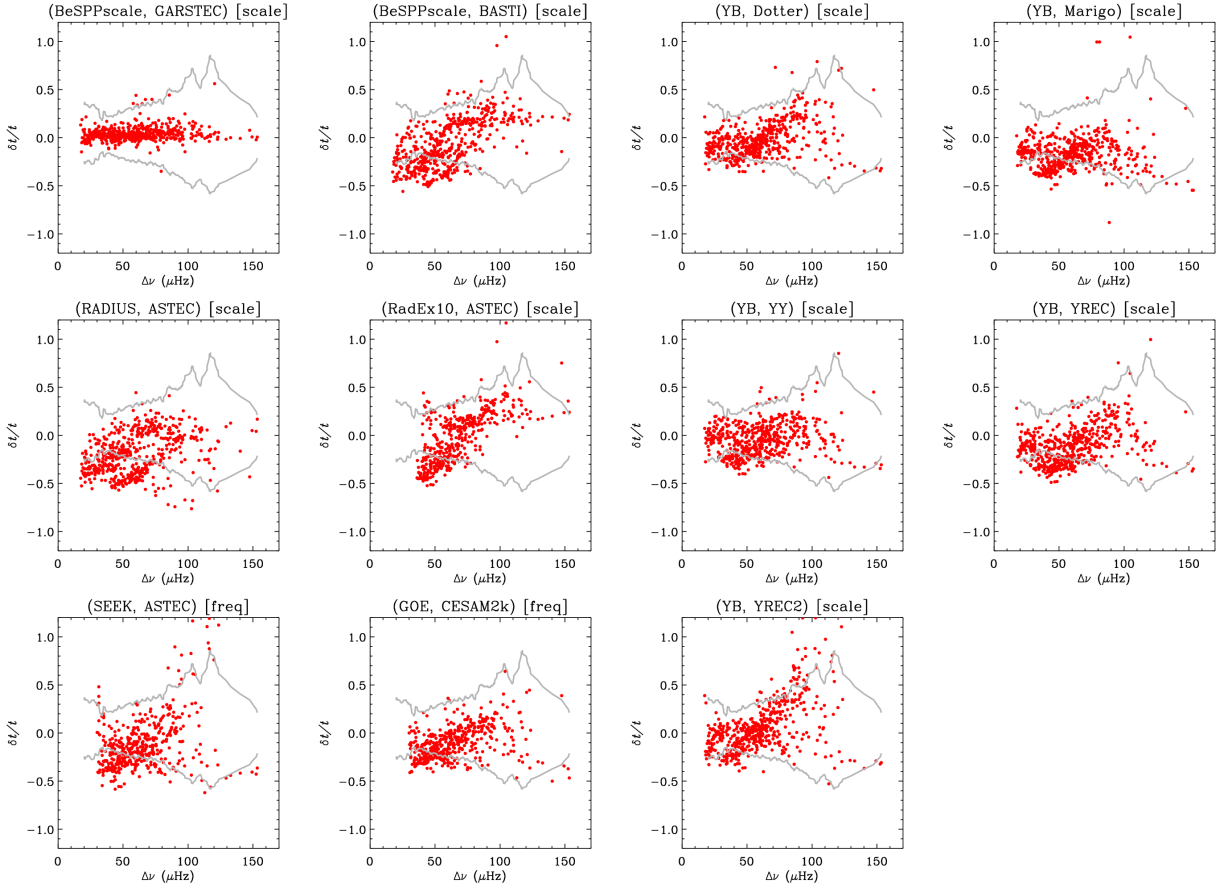


Fig. 17.— As per Figure 13, but for fractional differences in age, t , and with $\Delta\nu$ as the independent variable for the plot.

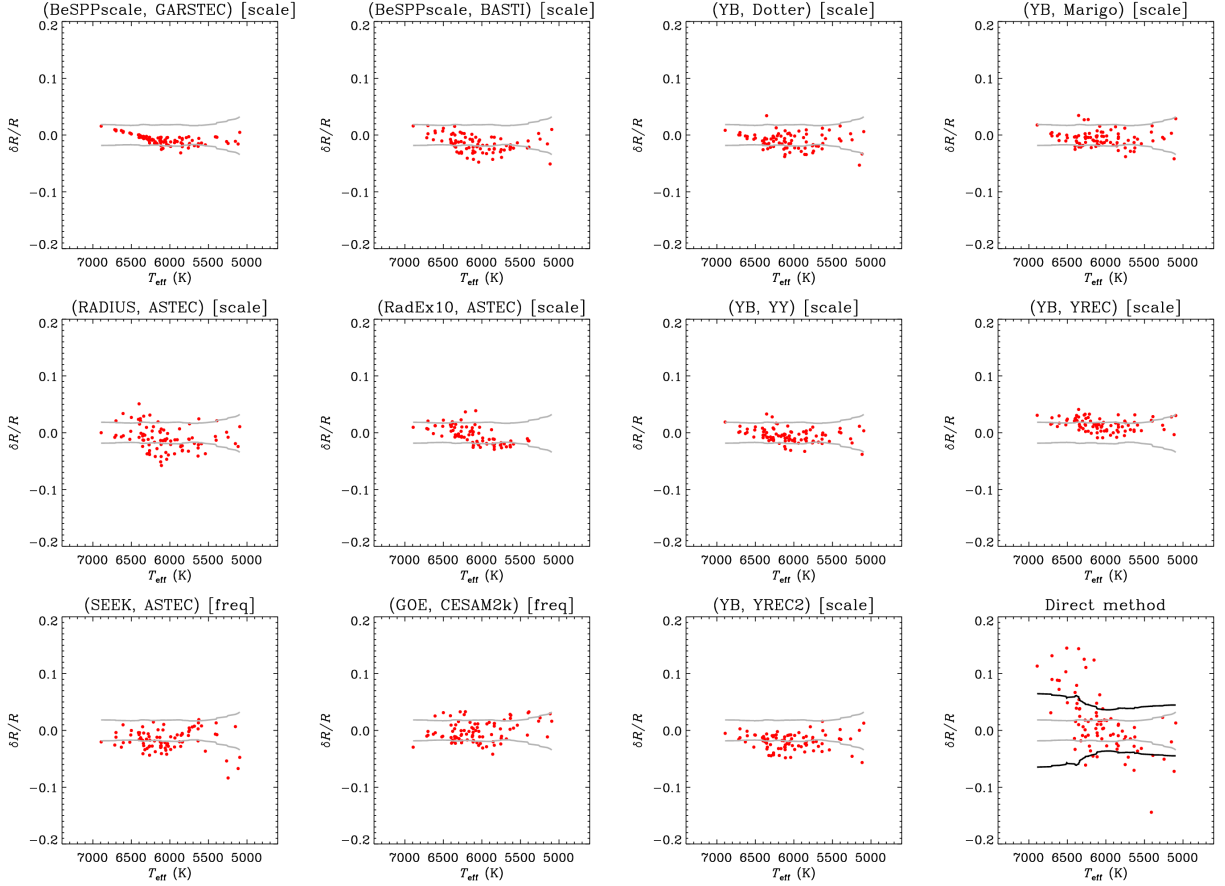


Fig. 18.— Fractional differences in estimated radii, R , for analyses performed on a subset 89 stars using spectroscopic T_{eff} and $[\text{Fe}/\text{H}]$ from Bruntt et al. (2012) as inputs, along with with $\Delta\nu$ and ν_{max} . Plots again show differences with respect to the BeSPP pipeline run with the GARSTEC grid, run using model-calculated eigenfrequencies to estimate the $\Delta\nu$ of each model in its grid. Gray lines mark the median 1σ envelope of the returned, formal uncertainties. The bottom right-hand panel shows results from direct application of the scaling relations, the black lines showing the median 1σ envelope on the resulting uncertainties.

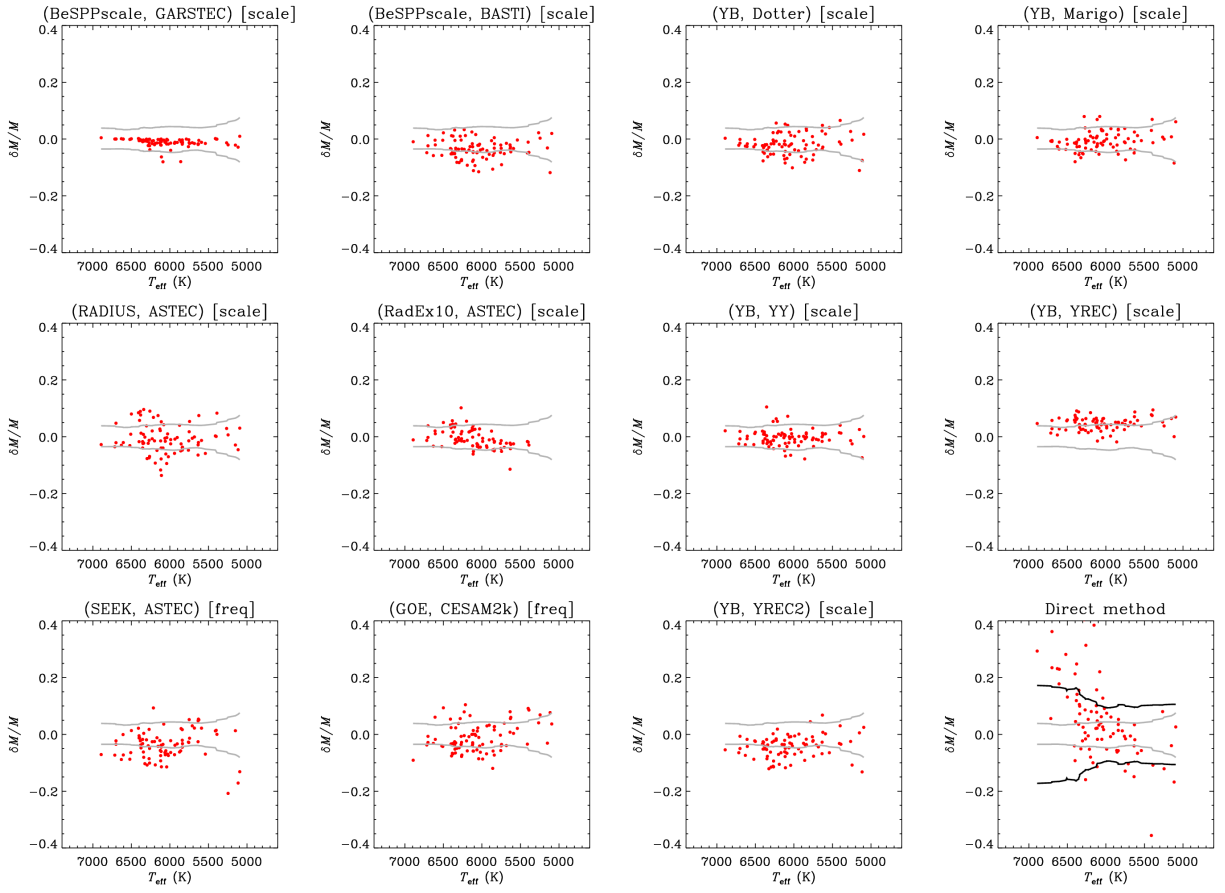


Fig. 19.— As per Figure 18, but for fractional differences in mass M .

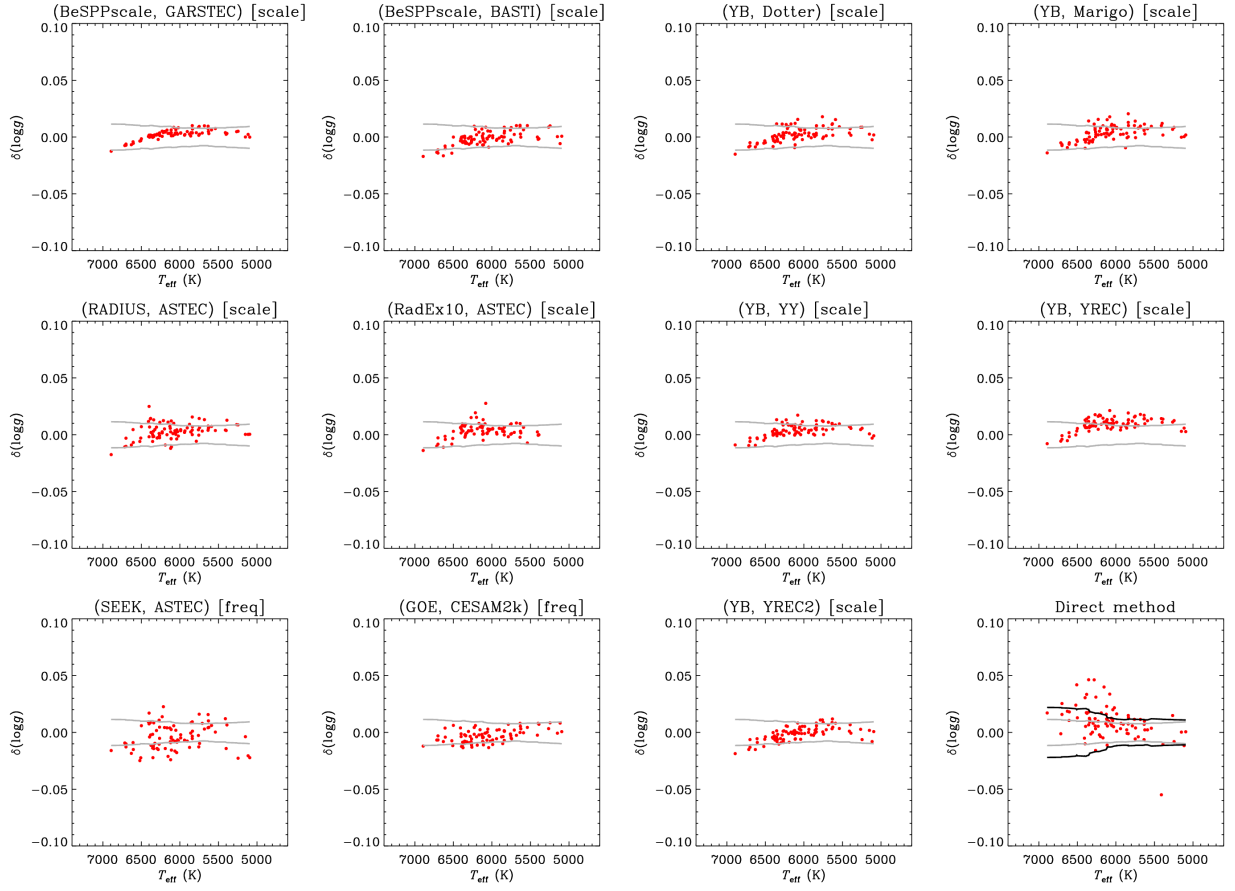


Fig. 20.— As per Figure 18, but for differences in $\log g$.

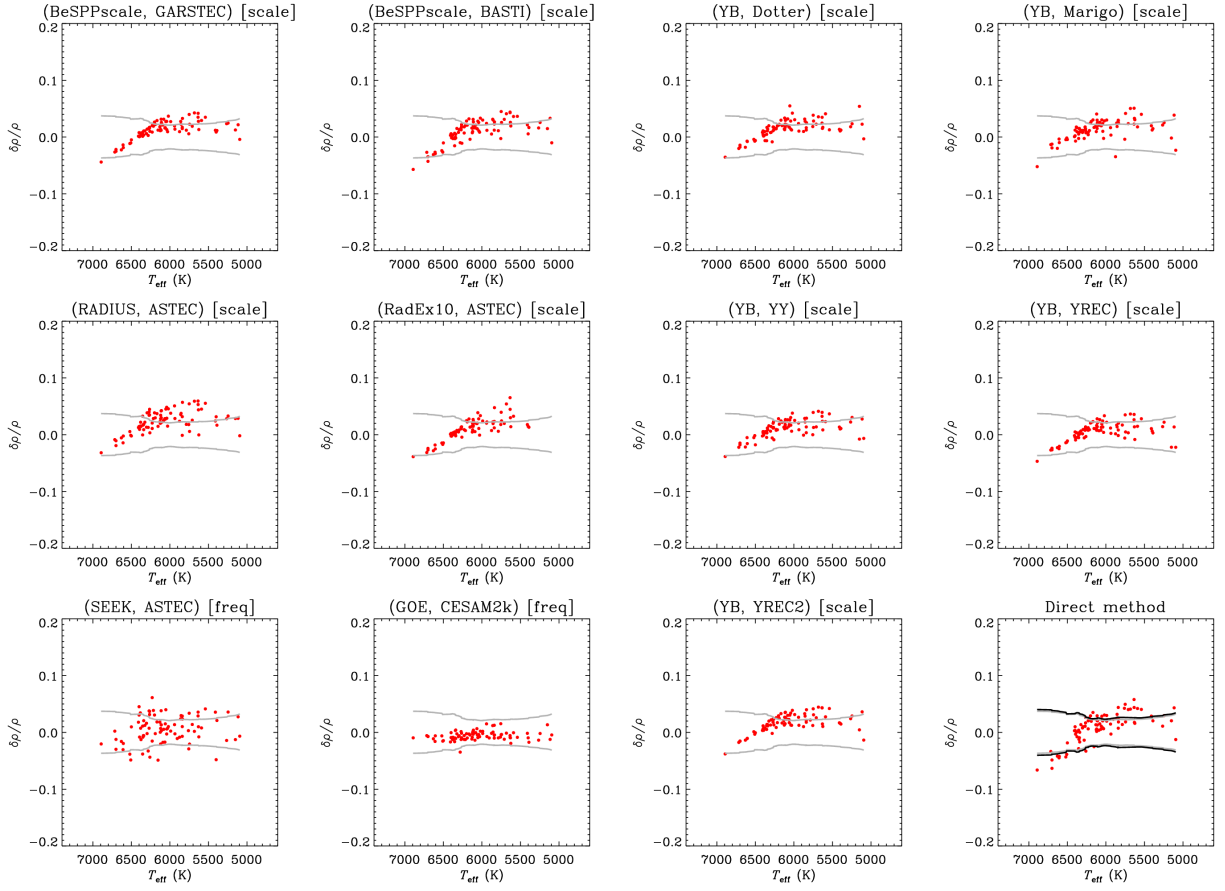


Fig. 21.— As per Figure 18, but for fractional differences in average density ρ .

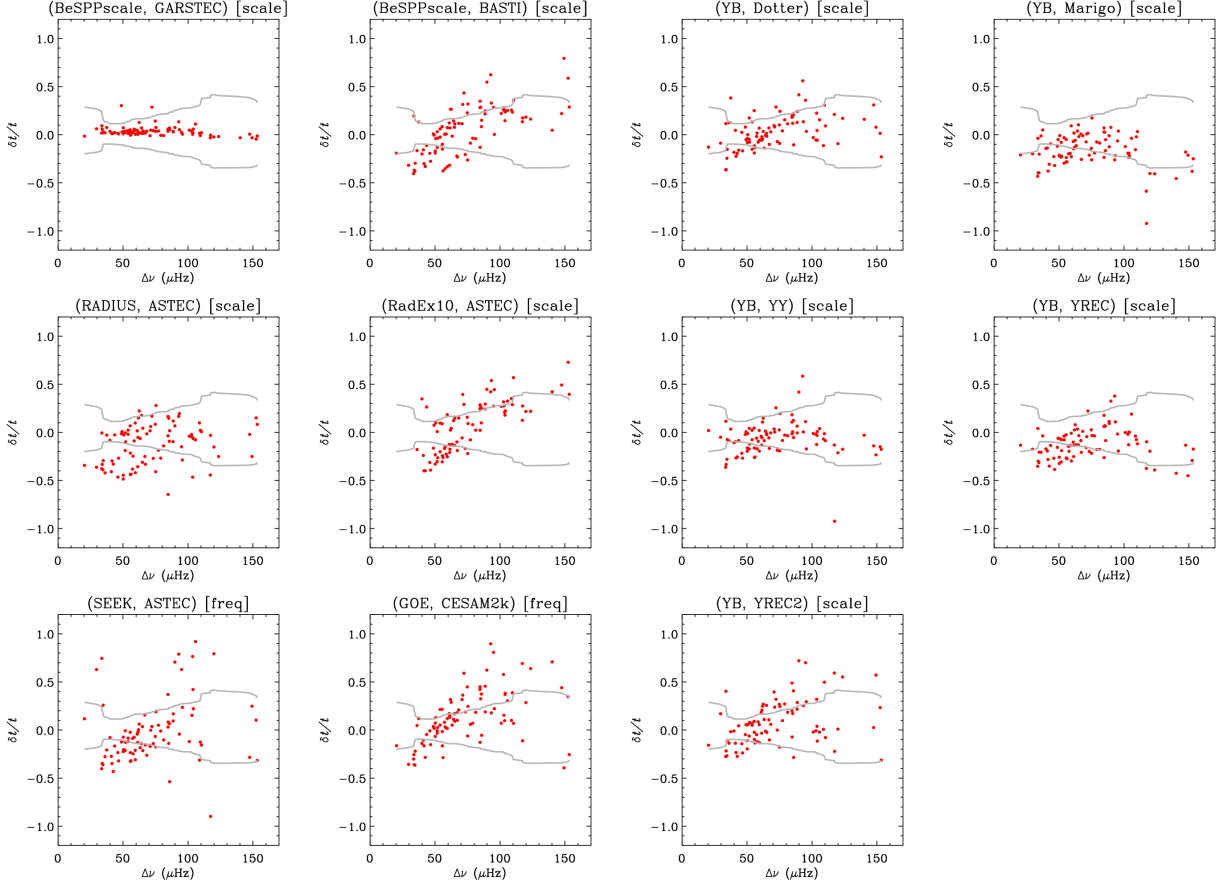


Fig. 22.— As per Figure 18, but for fractional differences in age, t , and with $\Delta\nu$ as the independent variable for the plot.