

Charge Distribution about an Ionizing Electron Track in Liquid Helium

G. M. Seidel^{1,*} T. M. Ito^{2,†} A. Ghosh^{1,‡} and B. Sethumadhavan^{1,§}

¹*Department of Physics, Brown University, Providence, Rhode Island, 02912, USA*

²*Los Alamos National Laboratory, Los Alamos, New Mexico 87545, USA*

(Dated: April 17, 2022)

The dependence on an applied electric field of the ionization current produced by an energetic electron stopped in liquid helium can be used to determine the spatial distribution of secondary electrons with respect to their geminate partners. An analytic expression relating the current and distribution is derived. The distribution is found to be non-Gaussian with a long tail at larger distances.

PACS numbers: 34.80.Bm, 67.25.bf, 29.40.Mc, 82.20.Fd

I. INTRODUCTION

The nature of the distribution of electrons and positive ions about the track of an ionizing particle as it passes through matter has been of interest for many years, beginning with Jaffé[1] who first discussed the influence of an electric field on the recombination of these charges. He assumed the ions and electrons formed two inter penetrating columns of charges the recombination of which was determined by the interaction of the columns with one another and an applied electric field. Later Onsager[2] pointed out that in many physical situations recombination is more likely to involve the interaction of a single pair of charges that are closest to one another rather than with the extend sea of other charges. Both the columnar and geminate approaches to recombination of charges have been complemented, criticized, modified, and extended in various ways in hundreds a papers in order to understand better the effects of ionizing radiation in a variety of materials. The recent use of the liquefied noble gases as radiation detectors for exotic particles with improved energy resolution has generated renewed attention to these problems.

We have been considering the possible use of liquid helium as a detection medium for neutrinos and dark matter particles[3–5]. Hence, we have become interested in the scintillation and in the recombination of charges about the track of an ionizing particle in liquid helium. This paper is directed to a discussion of what can be determined about the charge distribution about an electron track in helium from a measurement of the current as a function of an electric field applied to the liquid in which ionizing particles are stopped.

Liquid helium has a number of advantages when compared to other substances as a medium in which to study the charge distribution about the track of an ionizing particle. The atomic physics of an electron collision with helium atom has been well studied experimentally and theoretically. Similarly, the dynamics of a collision of a proton and an alpha particle with a helium atom has been investigated extensively, see Ref. [6] for references. The properties of thermalized electrons and helium ions is well known in the liquid[7]. An electron forms a cavity, or “bubble” of 1.9 nm radius, for the reason that in so doing the exchange energy with electrons on neighboring atoms is decreased. A positive He^+ ion, on the other hand, first forms a dimer He_2^+ that becomes the core of a solid “snowball”, because of electrostriction, with radius less than that of the electron bubble.

A consideration of the interaction between an electron and a positive ion in the presence of an applied electric field have led us to a means of determining the charge distribution produced by an electron track in liquid helium. The field dependence of the ionization current can be used to measure the charge distribution under the conditions that are applicable in liquid helium, in particular, a system where the charges move with a velocity proportional the force applied. This requirement that the mobility of the charges is a constant, independent of electric field, is valid for the localized charges in liquid helium but does not apply to the motion of delocalized electrons in the heavier liquefied noble gases or the motion of electrons with extended wave functions in gases and liquids, more generally. Delocalized electrons are heated by the electric field and as a consequence the momentum transfer cross section increases and the mobility decreases with field[8].

Furthermore, this analysis does not take into account the effects of diffusion, which is central in the Onsager treatment of geminate recombination. The absence of any regard for diffusion is justified in considering the motion of charges in liquid helium because of the temperature and effective mass of the charges (electron

* george_seidel@brown.edu

† ito@lanl.gov

‡ present address: Department of Electrical Communication, Indian Institute of Science, Bangalore, India

§ present address: Intel Corporation, Portland, Oregon

bubbles and positive ion snowballs have an effective mass the order or 100 times the mass of a helium atom), but this simplification limits the applicability of the analysis to other systems.

This paper is organized as follows. Section II develops an analytic technique for determining the charge distribution of secondary electrons produced by a primary ionizing electron. Section III discusses the charge distribution inferred from the current produced by a ^{63}Ni beta source in helium, and Section IV summarizes the results of this analysis.

II. CHARGE DISTRIBUTION

A. Property of electron tracks

The energy distribution of secondary electrons produced by the ionization of helium as a consequence of being hit by an energetic electron, proton or alpha particle has been determined in a number of experiments. In general, the number of secondaries decreases as their energy increases. For an energetic alpha particle the secondaries can have energies extending up into the several hundred eV[9]. However, when the primary ionizing particle is an electron with energy below 100 keV, the secondaries rarely have energies above the first excitation level of 19.8 eV. The only mechanism by which these secondary electrons can lose energy and thermalize is by elastic scattering from helium atoms, a very inefficient process because of the mass difference between the electron and atom. The kinetic energy of an electron must drop to 1 eV or below before it becomes localized by forming a bubble. The fractional energy loss of an electron in a collision with an atom is the order of

$$\frac{dE}{E} \approx \frac{2m}{M}, \quad (1)$$

where m and M are the masses of the electron and helium atom, respectively. Hence the number of collisions required to reduce the energy from, say, 10 eV to 1 eV is

$$N \approx \frac{M}{2m} \ln(10) \approx 10^4. \quad (2)$$

The elastic scattering cross section varies somewhat with energy of the electron varying from $3 \times 10^{-16} \text{ cm}^2$ at 20 eV to $6 \times 10^{-16} \text{ cm}^2$ at 1 eV[10]. Since the number density of liquid helium is $2 \times 10^{22} \text{ cm}^{-3}$, the mean free path is the order of $\lambda \sim 10^{-7} \text{ cm}$ and an electron in undergoing a random walk as it thermalizes will be roughly within a sphere $\sqrt{N}\lambda \sim 10^{-5} \text{ cm}$ from the positive ion.

The stopping power of helium is such that a 100 keV electron creates an electron/ion pair on average every $7 \times 10^{-5} \text{ cm}$. At 10 keV this average spatial separation between ionization events smaller by a factor of 5. Even at 120 eV, where the cross section for ionization is a maximum, the average separation is greater than

$0.4 \times 10^{-5} \text{ cm}$. Thus, an electron is far more likely to remain closer to its ionic partner than to other ions. The recombination is geminate. Once the electron is localized in a bubble, the ion and electron move in their opposite's Coulomb field and whatever applied field exists. The positive ion snowball, because of its smaller size, has the larger mobility of the two charges and accounts for most of the relative motion. Under typical conditions of temperature and applied field (the field is not so large or the temperature not so low that the moving charges create vortex rings) the charges move in a viscous medium with a velocity proportional to the force on them.

B. Condition for charge separation

Whether a pair of isolated charges of opposite sign recombine or instead are separated by an applied electric field, when moving in a viscous medium, is dependent on their initial separation and orientation with respect to the field. The condition for separation, derived in the appendix, is

$$r_0^2(1 + \cos\theta_0) \geq \frac{2e}{4\pi\epsilon_0 \mathcal{E}}, \quad (3)$$

where r_0 is the initial separation of the charges, and θ_0 is the angle the vector connecting the charges makes with the applied field \mathcal{E} . The critical assumption in deriving this equation is that the mobility is independent of velocity (field), that is, the parameter λ is the same in Eqs. (A3) and (A4).

The distribution of secondary electrons with respect to their respective geminate partner, $D(r)$, once they have thermalized in undergoing random elastic scattering, is taken to be independent of orientation and only dependent on distance. Then the fraction of electrons that escape recombination as a function of field is given by

$$f = \int_0^\infty \int_0^{\arccos(2e/4\pi\epsilon_0\mathcal{E}r^2-1)} \int_0^{2\pi} D(r)r^2 dr \sin(\theta) d\theta d\phi / 4\pi \int_0^\infty D(r)r^2 dr \quad (4)$$

or

$$f = \int_{(\frac{e}{4\pi\epsilon_0\mathcal{E}})^{1/2}}^\infty D(r)r^2 dr \left(1 - \frac{e}{4\pi\epsilon_0\mathcal{E}r^2}\right) / \int_0^\infty D(r)r^2 dr. \quad (5)$$

C. Determination of charge distribution from field dependence of current

If a beta source of moderate activity is placed inside a cell to which a uniform field can be applied then the steady state current produced by ionization is

$$i(\mathcal{E}) = 4\pi \int_{(\frac{e}{4\pi\epsilon_0\mathcal{E}})^{1/2}}^\infty D(r)r^2 dr \left(1 - \frac{e}{4\pi\epsilon_0\mathcal{E}r^2}\right). \quad (6)$$

The current is expressed as a fraction of the value it would have if all the charges were separated by the field.

Since the argument within the integral is zero at the lower limit, the derivative of current with respect to field is

$$\frac{di(\mathcal{E})}{d\mathcal{E}} = 4\pi \int_{(\frac{e}{4\pi\epsilon_0\mathcal{E}})^{1/2}}^{\infty} D(r) \frac{e}{4\pi\epsilon_0\mathcal{E}^2} dr . \quad (7)$$

Then

$$i + \mathcal{E} \frac{di}{d\mathcal{E}} = 4\pi \int_{(\frac{e}{4\pi\epsilon_0\mathcal{E}})^{1/2}}^{\infty} D(r) r^2 dr , \quad (8)$$

and its derivative

$$\frac{d}{d\mathcal{E}}(i + \mathcal{E} \frac{di}{d\mathcal{E}}) = 4\pi D \left(\left(\frac{e}{4\pi\epsilon_0\mathcal{E}} \right)^{1/2} \right) \frac{1}{2} \left(\frac{e}{4\pi\epsilon_0} \right)^{3/2} \frac{1}{\mathcal{E}^{5/2}} . \quad (9)$$

Hence, the dependence of current on field provides a means to obtain the charge distribution, $D(r)$, where $r = (e/4\pi\epsilon_0\mathcal{E})^{1/2}$.

$$D(r) = \frac{4\pi^{1/2}\epsilon_0^{3/2}\mathcal{E}^{5/2}}{e^{3/2}} \frac{d}{d\mathcal{E}}(i + \mathcal{E} \frac{di}{d\mathcal{E}}) . \quad (10)$$

The charge distribution can be determined from the first and second derivatives of the current with respect to field.

III. EXPERIMENT

A. Apparatus

The measurement of current with respect field were made in three different cells. All were cylindrical with electrodes on the ends of the cylinder. For measurements in the liquid one cell had a diameter of 2.5 cm and a height of 0.4 cm and another had dimensions of 6 cm diameter and 1 cm height. For measurements in the gas the cell had a 6 cm diameter and 3.8 cm height. The source of electrons was a 1 mCi ^{63}Ni beta emitter having an end point of 66 keV. The source was plated on a metal substrate that was part of one of the electrodes. For all measurements the range of the primary electrons is well within the cell.

B. Liquid helium

1. Measurements at 2.5 K

The results of measurements [11, 12] of the current produced by the beta emitter in liquid helium at 2.5 K are plotted in Fig. 1 where the current has been normalized to the saturation current measured in dilute gas. The solid curve is an empirical fit to the data points. The inaccuracies in estimating the derivatives of current are large, especially at high fields where no data exists and an extrapolation is required.

The charge distribution computed from the empirical fit using Eq. (10) is shown in Fig. 2. Also shown in the

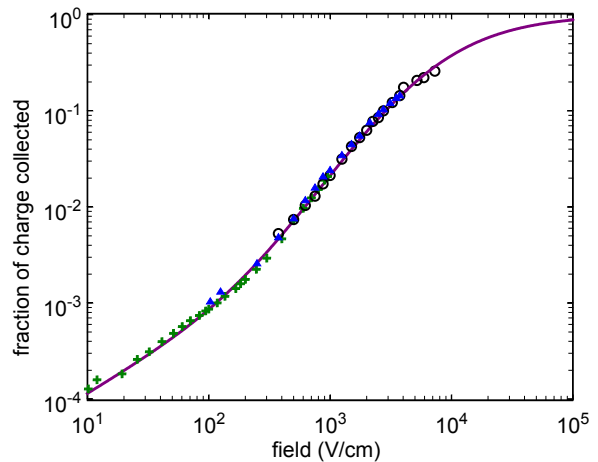


FIG. 1: (color online) Current from ^{63}Ni source as a function of applied field. Symbols are data from measurements in different cells. Line is empirical fit to data.

figure is a Gaussian distribution, with $b = 4 \times 10^{-6}$ cm for comparison. Several features are worthy of note. Firstly, the slight decrease in the calculated density at distances below 3×10^{-6} cm is of no significance. It can easily be the result of a small error in the normalization and/or the extrapolation of the empirical equation into the field region above 10^4 V/cm where no measurements of current are available. Secondly, the current at low fields bears little relation to what is expected for a Gaussian distribution. The calculated distribution does not decrease exponentially with distance but rather varies approximately as a power law, at least over a limited range in r . This dependence cannot be attributed to diffusion, which has not been included in the considered in the analysis. A Monte Carlo calculation of the influence of diffusion on the field dependence of the current assuming a Gaussian spatial charge distribution has been found previously[6, 13] to be inadequate to explain the current at low field. Also, any reasonable energy distribution of the secondary electrons, each energy having its own Gaussian spatial distribution of thermalization distances cannot reproduce the results plotted in Fig. 2.

At large distances the distribution in Fig. 2 has an r^{-6} dependence. The distribution has, in the jargon of probability theory, a "fat" or "long" tail. Such a behavior is observed to occur in many physical problems in which rare, outlying events appear more frequently than expected on the basis of a simple model of a random process. In the present case the number of the charges separated by distances larger than expected compared to that for a Gaussian distribution, which fits reasonably well the density profile at small separations, is substantial. The number of electrons with initial separations greater than 10^{-5} cm is 10% whereas the corresponding number for the Gaussian distribution shown in Fig. 2 is only 0.5%.

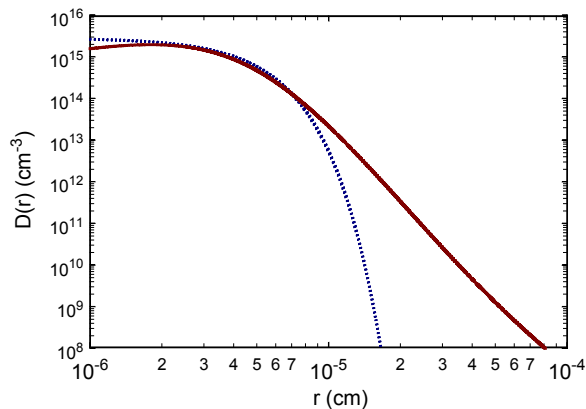


FIG. 2: (color online) Solid line: distribution determined from field dependence of current using Eq. (10). Dotted line: Gaussian distribution $\exp(-r/b)^2$ with $b = 4 \times 10^{-6}$ cm.

The characterization of the process by which the electrons undergo thermalization as a random walk from elastic scattering by helium atoms leads naturally to the presumption that resultant spatial distribution is Gaussian. The canonical example of Brownian motion comes to mind. Also, a random walk on a square lattice in three dimensions results in a Gaussian distribution. However, as is well known[14], in situations where the size of the steps in a random walk is not fixed, and a substantial difference in step length can occur, such as an occasional long step (sometimes referred to as Levy motion), the distribution is non-Gaussian and can have long tails. The random motion of an electron as it thermalizes in liquid helium possesses this characteristic. The distance an electron travels between scatters in liquid helium is highly variable. The single differential elastic scattering cross section, $d\sigma/d\Omega$ depends on energy of the electron and is anisotropic, peaked in the forward direction at energies above 18 eV[10]. Furthermore, the time between steps is expected to be highly variable[7, 15]. The general picture of the mechanism by which an electron becomes thermalized involves the electron in its random walk encountering a region in the liquid where the density is low because of fluctuations. The exchange energy of the non-localized electron with the bound atomic electrons is less in this low density environment. It has been suggested[15] that the electron could have resonant states in the continuum because of the attractive potential well. The enhanced probability of the electron in a resonant state scattering off atoms would have the effect of deepening the potential well. At some point in an electron's meanderings such a deepened well in a low density region results in a full blown bubble being created. There is no reason to expect that the distribution of electrons from their geminate partners should be Gaussian.

That an energetic electron in losing energy by undergoing elastic scattering in helium does not conform to the standard picture of a random walk has been demon-

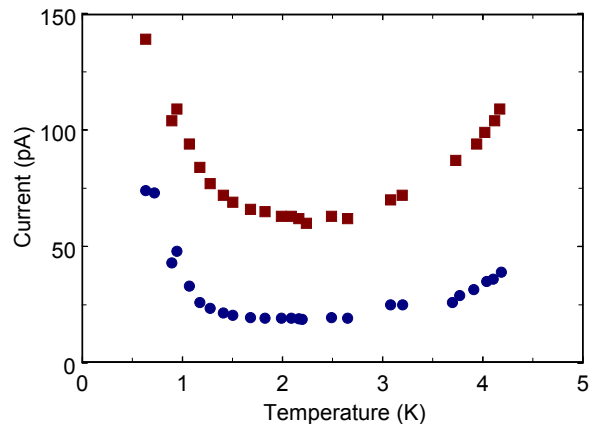


FIG. 3: (color online) The temperature dependence of the current at two different fields. Squares: 1000 V/cm. Circles: 500 V/cm.

strated in numerous experiments. For, example, Onn and Silver[16, 17], in studying the behavior of hot electrons injected into liquid helium from a tunnel diode, observed that thermalization occurred over distances and times less than expected from elastic scattering. The current determination of the charge distribution of secondary electrons in liquid helium is but another measurement requiring for its understanding an analysis of how an electron becomes localized within a bubble.

2. Temperature dependence

Measurements were made of the field dependence of the current at other temperatures but only at fields below 1000 V/cm. At low fields the current is observed to decrease by about 40% with decreasing temperature between 4 K and 2 K, independent of field, see Fig. 3. While the magnitude of the current varies with temperature it maintains the same functional dependence on the field. The variation is much larger than the change in density of the liquid in this temperature region ($\sim 15\%$), which affects the range of electrons by their elastic scattering. This suggests that the process of the electron becoming localized by digging a hole in the helium is dependent on density.

In the superfluid state of helium an electron or ion, if the field is sufficiently high, creates a vortex ring to which it remains attached. The field at which vortex creation occurs depends on temperature because of the drag on the charge from normal excitations in the liquid. The velocity of a charge attached to a vortex ring has an unusual field dependence, dropping sharply with the creation of the ring and then remaining at a low but slightly increasing value at higher fields.

Below 1.2 K the current increases at fixed field with decreasing temperature down to about 0.6 K, see Fig. 3. It then remains constant below 0.6 K, determined from measurements not related to those plotted in Fig. 3. The field dependence of the current at 0.1 K is plotted in

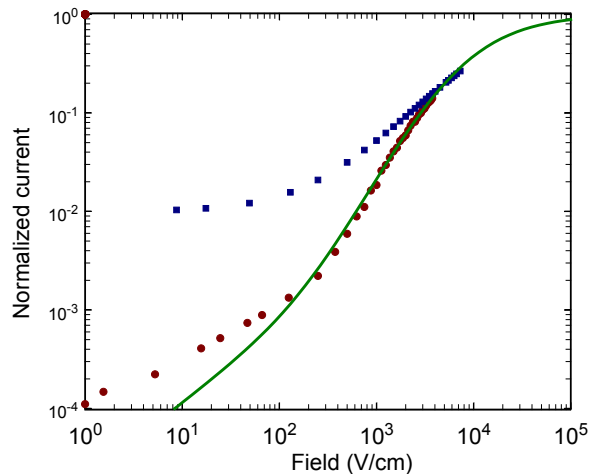


FIG. 4: (color online) Line: Empirical fit to the current at 2.5 K. Squares: current at 0.1 K in natural helium. Circles: current at 0.1 K in helium with 6% ^3He concentration.

Fig. 4 for natural helium and for helium with a 6% concentration of ^3He . The current at 0.1 K and 6% concentration is, to the accuracy of the measurements, indistinguishable from that at 2.5 K above 100 V/cm. On the other hand, for natural helium there is a significant increase in current at low fields, an increase which diminishes as the field increases. The origin of this increase is uncertain. It could be related to the change in motion of the charges because of vortex creation. More likely, it is a consequence of the increased mobility of the long-lived, metastable, triplet $\text{He}_2^*(a^3\Sigma_u)$ excimers at low temperatures. When the mobility is low, the triplets are likely to radiatively decay and dissociate to the ground state. On the other hand, when the mobility is high there is a greater chance that a triplet excimer, having an energy of 20 eV above the ground state, will encounter another excimer and produce an ion/electron pair through the exothermic Penning process creating an electron



And even more probable when the mobility is high, an excimer will hit a wall of the cell, in particular the negative electrode on which the source was plated, releasing an electron from the metal in the process of transitioning to the ground state and thereby producing an enhanced current. However, the number of excimers decreases with increasing field since triplet excimers are formed primarily by recombination of electron/ion pairs, a process that is suppressed in proportion to the current measured. The probability of the primary energetic electron creating excited atoms in triplet states rather than ionizing helium is small. The ratio of triplets produced by direct excitation to those produced by ionization and recombination is estimated to be 15%[18]. The expected ratio of the number of triplet excimers at low field to the total number of ionizations is 50%, so that the increase in current of 1% of the total current, seen in Fig. 4, indicates that the probability is low that

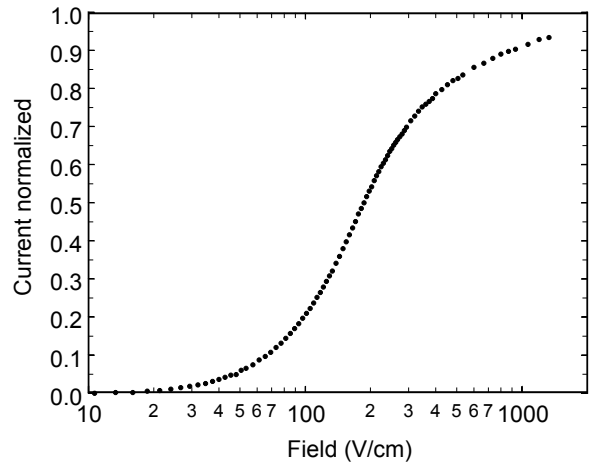


FIG. 5: Normalized current versus field from the ^{63}Ni source in gas at 750 Torr and 4.2 K.

an excimer on striking a surface generates an electron with sufficient energy to escape the image charge.

C. Helium gas

When the density of helium gas is sufficiently high and the electric field is sufficiently weak, an electron forms a bubble in the gas phase[19]. In thermal equilibrium an electron undergoes as a function of gas density a transition from delocalized state to localized bubble state in the range of density from 1 to 1.5×10^{21} atoms/cm³ [19] for temperatures below 4.2 K. Also, at gas densities where an electron is in a localized state at zero field it becomes delocalized in high fields[20]. At a density of 1.6×10^{21} cm⁻³, the measured current has a field dependence shown in Fig. 5, the transition from localized to delocalized state occurring in the field region above 100 V/cm. Because the mobility is not a constant independent of velocity in the high-field region, Eq. (10) is not applicable above 100 V/cm.

A calculation of the charge distribution using Eq.(10) and the measured field dependence of the current below 100 V/cm, yields a fat tail with approximately a r^{-8} position dependence at large distances. At shorter distances the distribution appears to correspond to a Gaussian distribution with a width of approximately 2×10^{-5} cm. This estimate is considered to be to have a possible error of a factor of two because of the limited field over which the calculations are valid.

At a gas density of 0.5×10^{21} cm⁻³ the field dependence of the current differs substantially from that at densities where bubble formation occurs. This observation is consistent with electrons being in delocalized states at low densities.

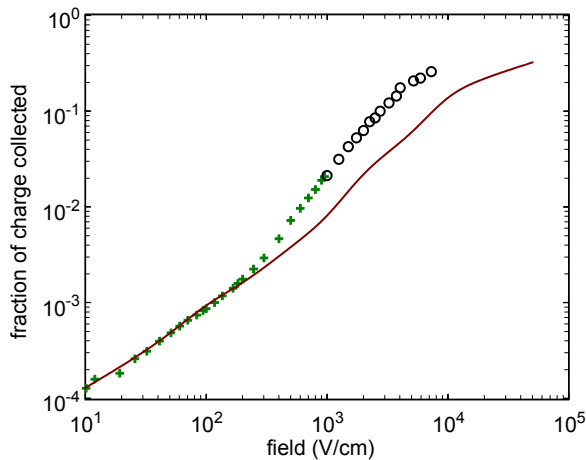


FIG. 6: (color online) Solid line: from measurements of current versus field for alpha particles stopped in liquid helium; data from Ref. [22]. Since the total current was not measured, the normalization could be in considerable error. Data points: measurements of current of betas in helium.

D. Alpha particles

The current generated by α particles stopped in liquid helium has been measured [21, 22] some time ago. While the recombination is certainly not geminate along an α track, the field dependence of the current at low fields appears quite similar to that observed for betas as illustrated in Fig. 6. This is not unexpected since the scattering and localization processes for the electrons, which lead to rare, long-step, outlying electron/ion separations, are independent of the primary ionizing particle. The dense cloud of electrons closely surrounding the positive ions along an α track will have recombined well before the more distant electrons, the fat tail of the distribution responsible for the current at low fields. The dense cloud has no effect on the current at low fields, but results in the different field dependence at high fields, which cannot be treated with the present analysis.

A possible mechanism contributing to the fat tail for an energetic α is the substantial number of secondary electrons produced with energies above the ionization threshold of 24.6 eV. These electrons have energies extending up to several hundred eV. Ito and Seidel [6], based on the work of Rudd *et al.* [9] estimated that for an α close to 50% of the stopping power in helium above 1 MeV is associated with the production of further ionization by secondary electrons. These energetic electrons have a probability, although small, of creating additional ionizations outside of the dense cloud of ions and electrons about the α track. The recombination of ionization events outside the dense cloud, separated in space from other charges, will likely be geminate and hence similar to those occurring when the primary particle is a beta. The number of such events is small because of cross sections for excitation, ionization [23], and elastic scattering [24] of electrons

with energies between 25 and 1000 eV are such that they will undergo many random scatters if they are to escape the dense cloud about the track.

IV. CONCLUSIONS

The analysis employed here to understanding the charge distribution and recombination along the track of an ionizing particle is substantially different from the approaches that follow from the work of Jaffé and Onsager. The applicability of the analytical method we have developed depends on two conditions. 1) Electrons and positive ions interact only in pairs of opposite charge, and 2) the motion of the charges under the influence of electric fields is governed by a mobility that is independent of the velocity of the charge. The first condition is satisfied for the ionization products of a beta stopped in liquid helium where the recombination is geminate. The second condition is also satisfied in liquid helium where the electron forms a bubble and the positive ion a snowball both of whose mobilities are governed by scattering of quasiparticle excitations.

The charge distribution about an electron track is found to be approximately a Gaussian distribution having a width of 4×10^{-6} cm augmented by a “fat” tail at large distances. The Gaussian distribution is somewhat narrower than would be expected based on the elastic scattering of electrons from helium atoms. This is presumably related to the process by which an electron becomes localized in a bubble. The density dependence of the current suggests that bubble formation depends on density, but this observation needs further measurement and study. The fat tail to the distribution is not unexpected, in that the nature of electron scattering from helium is one with random step length with occasional long steps.

The applicability of the present analytic method to ionization in other media would appear to be limited for two reasons. Firstly, the mobility must be independent of field. In general, quasi free electrons moving in a liquid or gas have velocity-dependent mobilities. An analysis of the current in helium gas is a case in point. At low fields where an electron is localized, the field dependence of the current is consistent with a fat tail distribution at large distances. But if the analysis were extended to high fields, the calculated distribution is found to become negative at small distances, an obviously non physical result. And secondly, diffusion plays an important role in the motion and recombination of charges at higher temperatures but is not included in the present study.

Notwithstanding the limited applicability of the present analysis, the measurement of the secondary electron distribution produced by an energetic ionizing particle in liquid helium may provide insight into the ther-

malization distances of electrons in other liquids. As discussed by Freeman[25], in many high-temperature, low-mobility liquids the electron distribution can be fit empirically by a Gaussian with a power law tail. The similarity to the situation in helium would seem to be more than coincidental. It would be of interest to see if the present analytic approach can be adapted to include diffusion so as to handle the full Onsager geminate recombination model.

Acknowledgments

We appreciate helpful conversations with Y.H. Huang, B. Marston, H. Maris, and W. Guo. This work was supported by the US Department of Energy and the National Science Foundation.

Appendix

Assume an applied electric field of magnitude \mathcal{E} makes an angle θ with respect to a vector connecting a pair of charges of opposite sign, separated by the distance r . Take one charge to be fixed. The force on the other in the radial direction on the other charge is

$$F_r = e\mathcal{E} \cos \theta - \frac{e^2}{4\pi\epsilon_0 r^2}, \quad (\text{A.1})$$

and in the perpendicular direction (in the plane of the applied field and radius vector)

$$F_\theta = -e\mathcal{E} \sin \theta. \quad (\text{A.2})$$

In the viscous regime where the velocity of the charge is proportional to the force,

$$\lambda \frac{dr}{dt} = e\mathcal{E} \cos \theta - \frac{e^2}{4\pi\epsilon_0 r^2}; \quad (\text{A.3})$$

$$\lambda r \frac{d\theta}{dt} = -e\mathcal{E} \sin \theta. \quad (\text{A.4})$$

When one equation is divided by the other, the result is

$$\frac{dr}{d\theta} = \frac{e}{4\pi\epsilon_0 \mathcal{E} r \sin \theta} - r \frac{\cos \theta}{\sin \theta}. \quad (\text{A.5})$$

With a change in variables $u = r^2$ and $x = \sin \theta$, and after some manipulation

$$\frac{1}{2} \frac{du}{dx} = \frac{e}{4\pi\epsilon_0 \mathcal{E}} \frac{1}{x(1-x^2)^{1/2}} - \frac{u}{x}, \quad (\text{A.6})$$

which can be converted to

$$\frac{1}{2} \frac{d(ux^2)}{dx} = \frac{e}{4\pi\epsilon_0 \mathcal{E}} \frac{x}{(1-x^2)^{1/2}}. \quad (\text{A.7})$$

Upon integration

$$ux^2 = -\frac{2e}{4\pi\epsilon_0 \mathcal{E}} (1-x^2)^{1/2} + C, \quad (\text{A.8})$$

or expressed as a relation between r and θ , both of which are functions of time,

$$r^2 \sin^2 \theta = -\frac{2e}{4\pi\epsilon_0 \mathcal{E}} \cos \theta + C. \quad (\text{A.9})$$

Take the initial conditions to be $r = r_0$ and $\theta = \theta_0$. Then

$$C = r_0^2 \sin^2 \theta_0 + \frac{2e}{4\pi\epsilon_0 \mathcal{E}} \cos \theta_0. \quad (\text{A.10})$$

If the two charges do not recombine, then as they separate r becomes large as θ goes to zero. For this to occur the initial positions and field must satisfy

$$0 < -\frac{2e}{4\pi\epsilon_0 \mathcal{E}} + r_0^2 \sin^2 \theta_0 + \frac{2e}{4\pi\epsilon_0 \mathcal{E}} \cos \theta_0, \quad (\text{A.11})$$

or

$$\mathcal{E} > \frac{2e}{4\pi\epsilon_0 r_0^2} \frac{(1 - \cos \theta_0)}{\sin^2 \theta_0} = \frac{e}{4\pi\epsilon_0 r_0^2} \frac{2}{1 + \cos \theta_0}. \quad (\text{A.12})$$

or

$$r_0^2 (1 + \cos \theta_0) \geq \frac{2e}{4\pi\epsilon_0 \mathcal{E}}. \quad (\text{A.13})$$

-
- [1] G. Jaffé, Ann. Physik **42**, 303 (1913).
 - [2] L. Onsager, Phys. Rev. **54**, 554 (1938).
 - [3] R.E. Lanou, H.J. Maris and G.M. Seidel, Phys. Rev. Lett. **58**, 2498 (1987).
 - [4] R.E. Lanou, H.J. Maris and G.M. Seidel, in *Dark Matter*, Proc. XXIII Ren. de Moriond, ed. J. Adouze and J. Tran Thanh Van, p. 79, Editions Frontieres (1988).
 - [5] Y.H. Huang, R.E. Lanou, H.J. Maris, G.M. Seidel, B. Sethumadhavan, W. Yao, Astropart. Phys. **30**, 1 (2008).
 - [6] T.M. Ito and G.M. Seidel, Phys. Rev. C **88**, 025805 (2013).
 - [7] A.F. Borghesani, *Ions and Electrons in Liquid Helium*,

- Oxford University Press, Oxford, UK (2007).
- [8] L.G. Huxley and R.W. Crompton, *The Diffusion and Drift of Electrons in Gases*, Wiley, New York (1974).
- [9] M.E. Rudd, Y.K. Kim, D.H. Madison and T.J. Gay, Rev. Mod. Phys. **64**, 441 (1992).
- [10] M.J. Brunger, S.J. Buckman, L.J. Allen, I.E. McCarthy and K. Ratnavelu, J. Phys. B **25**, 1823 (1992).
- [11] A Ghosh, Ph.D. thesis, Brown University (2005).
- [12] B. Sethumadhavan, Ph.D. thesis, Brown University (2007) and unpublished.
- [13] W. Guo and D. N. McKinsey, Phys. Rev. D **87**, 115001 (2013).

- [14] M.F. Schlesinger, J. Klafter and G. Zumofen, Am. J. Phys, **67**, 1253 (1999).
- [15] J.P. Hernandez, Rev. Mod. Phys. **63**, 675 (1991).
- [16] D.G. Onn and M. Silver, Phys. Rev. **183**, 295 (1969).
- [17] D.G. Onn and M. Silver, Phys. Rev. A **3**, 1773 (1971).
- [18] J.S. Adams, Ph.D. thesis, Brown University (2001).
- [19] J.L. Levine and T.M. Sanders, Phys. Rev. **154**, 138 (1967).
- [20] K.W. Schwarz, Phys. Rev. B **21**, 5125 (1980).
- [21] A.N. Gerritsen, Physica **14**, 407 (1948).
- [22] R.L. Williams and F.D. Stacey, Canad. J. Phys. **35**, 928 (1957).
- [23] Yu. Ralchenko, R.K. Janev, T. Kato, D.V. Fursa, I. Bray and, F.J. de Heer, Atomic Data and Nuclear Data Tables **94**, 603 (2008).
- [24] M. Adibzadeh and C.E. Theodosiou, Atomic Data and Nuclear Data Tables **91**, 8 (2005).
- [25] G.R. Freeman, in *Kinetics of Nonhomogeneous Processes*, ed. by G.R. Freeman (Wiley, New York, 1987), Chap. 2.