

# Can very compact and very massive neutron stars both exist?

Alessandro Drago<sup>(a)</sup>, Andrea Lavagno<sup>(b)</sup> and Giuseppe Pagliara<sup>(a)</sup>

<sup>(a)</sup>*Dip. di Fisica e Scienze della Terra dell'Università di Ferrara and INFN Sez. di Ferrara, Via Saragat 1, I-44100 Ferrara, Italy and*

<sup>(b)</sup>*Department of Applied Science and Technology, Politecnico di Torino, Italy Istituto Nazionale di Fisica Nucleare (INFN), Sezione di Torino, Italy*

The existence of neutron stars with masses of  $\sim 2 M_{\odot}$  requires a stiff equation of state at high densities. On the other hand, the necessary appearance also at high densities of new degrees of freedom, such as hyperons and  $\Delta$  resonances, can lead to a strong softening of the equation of state with resulting maximum masses of  $\sim 1.5 M_{\odot}$  and radii smaller than  $\sim 10$  km. Hints for the existence of compact stellar objects with very small radii have been found in recent statistical analysis of quiescent low-mass X-ray binaries in globular clusters. We propose an interpretation of these two apparently contradicting measurements, large masses and small radii, in terms of two separate families of compact stars: hadronic stars, whose equation of state is soft, can be very compact, while quark stars, whose equation of state is stiff, can be very massive. In this respect an early appearance of  $\Delta$  resonances is crucial to guarantee the stability of the branch of hadronic stars. Our proposal could be tested by measurements of radii with an error of  $\sim 1$  km, which is within reach of the planned LOFT satellite, and it would be further strengthened by the discovery of compact stars heavier than  $\sim 2 M_{\odot}$ .

PACS numbers: 21.65.Qr, 26.60.Dd

The recent discovery of Compact Stars (CSs) having a mass of the order of  $2 M_{\odot}$  [1, 2] puts rather severe constraints on the Equation of State (EoS) of matter at large densities. It is clear that matter inside a compact star, i.e.  $\beta$ -stable and charge neutral matter, has to be stiff to allow such massive configurations. On the other hand we know that by increasing the density new degrees of freedom come into the game, for instance hyperons and maybe deconfined quarks. These new ingredients soften the EoS close to their production threshold, but by introducing repulsive interactions the EoS can be stiff enough at large densities to support a  $2 M_{\odot}$  configuration. Examples of hyperonic stars [3, 4] and of hybrid stars [5–8] satisfying that constraint exist in the literature, although special limits on the parameters' values have to be imposed. Also Quark Stars (Qs) can satisfy the constraint [5, 9], although it is unlikely that all CSs are Qs. It is therefore clear that, while the  $2 M_{\odot}$  limit allows for exclusion of entire classes of EoSs which are just too soft, by itself it is not able to single out the EoS of matter at large densities.

A way to strongly reduce the uncertainty on the EoS would be to measure the radius of a few CSs, but unfortunately the precise measurement of the radius has up to now proved to be extremely difficult, since it is in most cases based on specific assumptions concerning e.g. the atmosphere and the distance of the object under investigation. Different analyses often lead to opposite conclusions. There have been therefore claims of very small radii, of the order or smaller than about 10 km [10], while other analyses suggest for the same objects significantly larger radii, of the order of 12 km [11]. It is clear that a precise and model independent measurement of the radius of at least a few CSs is crucial to finally provide the necessary information which will al-

low the extraction of the EoS of stellar matter at large densities. New satellites have been proposed and in particular LOFT [12, 13] claims to be able to measure the radius of a CS, in a few cases, with a precision of the order of 1 km, small enough to distinguish between the two possibilities discussed above.

From the theoretical side the families of nucleonic, hyperonic and hybrid stars, stiff enough to reach  $2 M_{\odot}$ , all provide radii which are not too small, typically larger than about 12 km. This seems to put a theoretical bias against the existence of stars having very small radii. No single EoS exists at the moment which is able to provide at the same time large masses for a few CSs and small radii for others. Since the situation from the observational viewpoint is still rather open, in this Letter we discuss a model which satisfies those two conditions [49]. It is difficult to have a unique family of CSs allowing both very small radii and very massive configurations because to have small radii the EoS needs to be rather soft. Therefore, large densities are reached in the center of very compact stars, typically of the order of  $5 \div 6 \rho_0$  or larger. On the other hand, to have very massive configurations the EoS should be stiff at those same densities. No microscopic mechanism exists to allow a sudden stiffening of the EoS at those large densities. What we discuss in this Letter is instead a solution based on *two* families of CSs, one made of hadrons and the other made of deconfined quarks, Qs. While in the literature many papers exist in which two families have been discussed [14, 15], none takes into account the two constraints discussed above.

It is rather natural to imagine that CSs with small radii are composed of hadrons. As already mentioned above, at densities larger than about  $2.5 \div 3 \rho_0$  hyperons start appearing and in principle also  $\Delta(1232)$ -resonances can be produced [50]. The production of these particles soft-

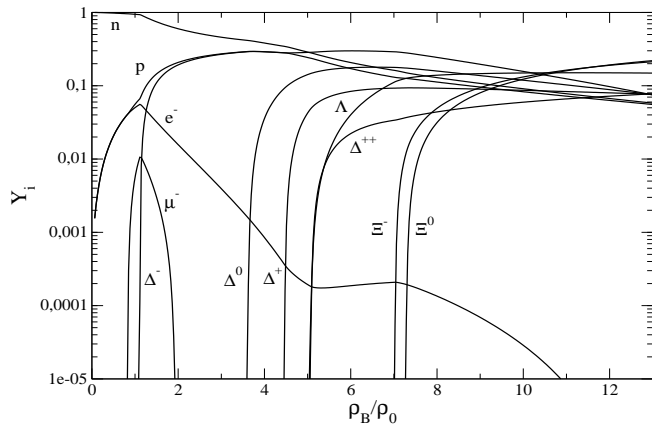


FIG. 1: Particles fractions as functions of baryon density, for  $x_{\sigma\Delta} = 1.25$ ,  $x_{\omega\Delta} = 1$

ens the EoS and allows very compact configurations. On the other hand, this same softening forbids this hadronic family of CSs to reach very large masses [16–19]. It is therefore very tempting to imagine that the most massive stars correspond to QSs, since quark matter is known to be rather stiff and therefore to support massive configurations. A crucial question concerns the stability of the stars populating the hadronic branch: when hyperons start being produced in the center of the star it is relatively easy to have a transition to the more stable QS configuration because droplets of strange quark matter can be formed. In order to have stable stars with very small radii we resort to the production of  $\Delta$  resonances which can shift the strangeness production (hyperons) to higher densities.

In relativistic heavy ion collisions, where large values of temperature and density can be reached, a state of resonance matter may be formed and the  $\Delta$ s are expected to play a central role. [20–23]. [51] Moreover, it has recently been pointed out that the existence of  $\Delta$ s can be very relevant also in the core of neutron stars [19, 24–26].

Concerning the hadronic EoS, we use the relativistic mean field model with the inclusion of the octet of lightest baryons (nucleons and hyperons) in the framework of the GM3 non-linear Walecka type model of Glendenning-Moszkowsky [27]. The values of the meson-hyperon coupling constants have been fitted to reproduce the potential depth of hyperons at saturation ( $U_{\Lambda}^N = -28$  MeV,  $U_{\Sigma}^N = +30$  MeV,  $U_{\Xi}^N = -18$  MeV) [28, 29]. To incorporate  $\Delta$ -isobars in the framework of effective hadron field theories, a formalism was developed to treat  $\Delta$  analogously to the nucleon, taking only the on-shell  $\Delta$ s into account and the mass of the  $\Delta$ s are substituted by the effective one in the mean field approximation [30, 31]. The Lagrangian density of the  $\Delta$ -isobars can then be expressed as [30, 32, 33]

$$\mathcal{L}_{\Delta} = \bar{\psi}_{\Delta\nu} [i\gamma_{\mu}\partial^{\mu} - (M_{\Delta} - g_{\sigma\Delta}\sigma) - g_{\omega\Delta}\gamma_{\mu}\omega^{\mu}] \psi_{\Delta}^{\nu}, \quad (1)$$

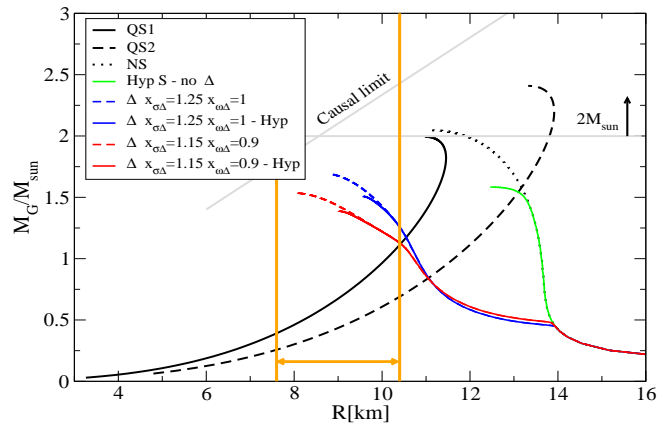


FIG. 2: Mass-radius relations of QSs (set1 and set2) and of hadronic stars. The two orange lines correspond to the  $1\sigma$  limit for the radii extracted from the analyses of quiescent low-mass X-ray binaries [10].

where  $\psi_{\Delta}^{\nu}$  is the Rarita-Schwinger spinor for the  $\Delta$ -baryon.

Due to the uncertainty on the meson- $\Delta$  coupling constants, we limit ourselves to considering only the couplings with  $\sigma$  and  $\omega$  meson fields, which are explored in the literature [32–34]. If the SU(6) symmetry is exact, one adopts the universal couplings  $x_{\sigma\Delta} = g_{\sigma\Delta}/g_{\sigma N} = 1$  and  $x_{\omega\Delta} = g_{\omega\Delta}/g_{\omega N} = 1$ . However, the SU(6) symmetry is not exactly fulfilled and one may assume the scalar coupling ratio  $x_{\sigma\Delta} > 1$  with a value close to the mass ratio of the  $\Delta$  and the nucleon [33]. On the other hand, QCD finite-density sum rules show that the Lorentz vector self-energy for the  $\Delta$  is significantly smaller than the nucleon vector self-energy implying therefore  $x_{\omega\Delta} < 1$  [34].

In this paper we adopt two different choices for the  $\Delta$ -meson couplings ( $x_{\sigma\Delta} = 1.25$ ,  $x_{\omega\Delta} = 1$  and  $x_{\sigma\Delta} = 1.15$ ,  $x_{\omega\Delta} = 0.9$ ). Both parametrizations are consistent with the experimental flow data of heavy-ion collisions at intermediate energies [35]. Larger net attraction for  $\Delta$ -isobar can imply mechanical instabilities in the EoS and this condition will be explored in detail in future investigations. In Fig. 1 we display the baryon density dependence of the particle’s fractions. It is remarkable that the early appearance of  $\Delta$  resonances, the first one being the  $\Delta^{-}$ , considerably shifts the onset of hyperons which start to form at densities of  $\sim 5\rho_0$  (see the curve for the  $\Lambda$ ’s).

For the quark matter EoS we rely, as is customary, to the simple MIT bag model description in which confinement is provided by a bag constant  $B_{\text{eff}}$  and the perturbative QCD interactions are effectively included in the coefficient  $a_4$  [36]. The total thermodynamical potential reads:

$$\Omega = \sum_{u,d,s,e} \Omega_i + \frac{3\mu^4}{4\pi^2}(1 - a_4) + B_{\text{eff}} \quad (2)$$

where  $\mu$  is the quark chemical potential and  $\Omega_i$  are the thermodynamical potentials for non-interacting up, down, and strange quarks and electrons. The mass of the strange quark is fixed to 100 MeV while the up and down quarks are considered as massless. As shown in Refs. [5], in this scheme it is possible to obtain stellar configurations up to two solar masses or heavier. Here we will use the following parameters sets:  $B_{\text{eff}}^{1/4} = 142$  MeV -  $a_4 = 0.9$  (set1), and  $B_{\text{eff}}^{1/4} = 127$  MeV -  $a_4 = 0.6$  (set2) both taken from [5]. Set1 allows a maximum mass for QSs of  $2 M_{\odot}$ , set2 has been implemented to give an example of quark EoS for which the maximum mass reaches  $2.4 M_{\odot}$ .

The mass-radius relations for QSs are displayed in Fig. 2 together with hadronic stars. The maximum mass of hadronic stars, containing both  $\Delta$  resonances and hyperons, is close to  $1.5 M_{\odot}$  for the parameters' sets considered here. When excluding hyperons and  $\Delta$  resonances the maximum mass of neutron stars reaches instead a value of  $\sim 2 M_{\odot}$  but with a large radius. The appearance of  $\Delta$  resonances is crucial to obtain very compact stellar configurations (as also shown in Ref.[19]) with radii down to 8 km (see red dashed line): the corresponding mass-radius curves enter the area, framed by the two orange lines, of very compact objects inferred in [10]. The appearance of hyperons in the stars provides a further softening of the EoS, reducing the maximum mass of  $\sim 0.1 \div 0.2 M_{\odot}$  (see solid/dashed red and blue lines). On the other hand, the mass of QSs can reach values compatible with the recent limit of  $2 M_{\odot}$  (black solid line) or even higher values (black dashed line). Notice that QSs mass-radius relations also enter the area of very compact objects but for masses  $\lesssim 1 M_{\odot}$ : such light stars are difficult to produce in standard supernova simulations and moreover the lightest known neutron star has a mass of  $\sim 1.2 M_{\odot}$ . The interpretation we propose here is that massive stars,  $M \gtrsim 1.5 \div 1.6 M_{\odot}$ , are QSs with radii  $R \gtrsim 11$  km whereas stars with  $R \lesssim 10$  km are composed mainly of nucleons and  $\Delta$  resonances, with a maximum mass of  $\sim 1.5 \div 1.6 M_{\odot}$ . The tension between measurements of large masses and small radii could be strengthened if a neutron star more massive than  $2 M_{\odot}$  is discovered favoring our interpretation of two coexisting families of CSs (a possible candidate is PSR B1957+20 with an estimated mass of  $2.4 M_{\odot}$  [37]).

A crucial question concerns the astrophysical scenarios in which hadronic and QSs are formed and how QSs can generate from hadronic stars. In Fig. 3 we display the gravitational and baryonic masses as functions of the radius for hadronic stars and QSs. On this plot it is possible to construct a path for the formation of QSs from cold hadronic stars accreting matter from a companion. The stellar configuration labelled with B on the solid red line represents the hadronic star for which hyperons start to form in the inner core (notice that at the corresponding point on the baryonic mass curves, the branch with hyperons deviates from the branch with only  $\Delta$  resonances). The larger the mass of the star the larger its hyperon con-

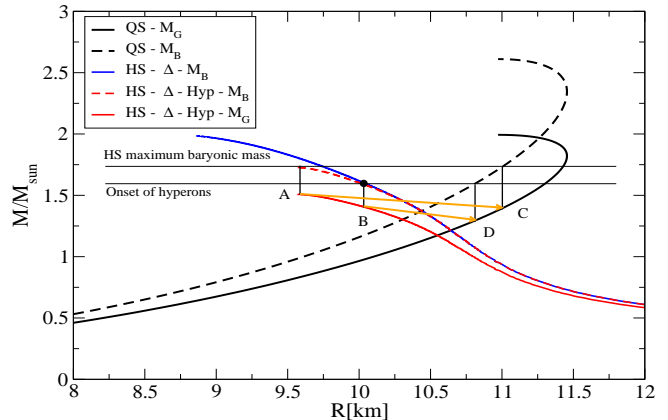


FIG. 3: Gravitational and baryonic mass-radius relations of QSs (set1) and of hadronic stars (with and without hyperons, for  $x_{\sigma\Delta} = 1.25$ ,  $x_{\omega\Delta} = 1$ ). A is the maximum mass of hadronic stars containing hyperons. B is the gravitational mass for which hyperons start to form. The dot on the red dashed curve stands for the baryonic mass of B. The quark stellar configurations D and C have the same baryonic masses of B and A but smaller gravitational masses.

tent. Notice that: i) only in the presence of hyperons, which carry strangeness, can droplets of strange quark matter form via nucleation; ii) the star can “decay” into a QS with the same baryonic mass since this process is energetically favored because the gravitational mass of the configuration D is smaller than the one of B. The energy released in the conversion of a hadronic star into a quark star has been estimated in many papers and can easily reach  $10^{53}$  erg [14, 15, 38, 39].

All the hadronic stellar configurations between B and A can transform into QSs, the probability and velocity of conversion depending on the specific microphysics process of formation of the first droplets of quark matter and on the subsequent expansion of the newly formed phase. There are many studies in the literature addressing these issues. In the scenario here discussed, conversion of cold hadronic stars, quantum nucleation represents a possible mechanism for the formation of the first quark matter droplet [14, 15, 38–40]. Once a seed of quark matter is formed, the conversion of the whole hadronic star proceeds very fast, with time scales of the order of ms, due to the development of hydrodynamical instabilities [41–43]. A detailed study of the conversion process with the new proposed EoSs is mandatory for future works.

Another scenario for the formation of quark stars is related to the supernova explosion of massive progenitors. Large densities can be reached at the moment of the collapse, soon after the bounce, due to the large fallback and hyperons can already appear at this stage, immediately triggering the formation of quark matter. There the energy released in the conversion can help Supernovae to explode [38, 44]. In general the conversion of a hadronic star into a QS will produce spectacular transient events

such as neutrino and gamma-ray-bursts.

There are many possible observables which could be used to test our proposal in which most of the known neutron stars (with masses close to  $\sim 1.4 M_{\odot}$ ) are hadronic stars while massive stars are more likely QSSs (bare or with a small crust). We predict that massive CSs also have large radii and, being composed by a different type of matter with respect to the  $1.4 M_{\odot}$  stars (in particu-

lar regarding strangeness), should show anomalous cooling histories and spinning frequency distributions. Moreover also quasi-periodic oscillations of very massive CSs should differ from the ones of hadronic stars [45].

We thank Anna Watts for valuable discussions. G.P. acknowledges financial support from the Italian Ministry of Research through the program ‘‘Rita Levi Montalcini’’.

- 
- [1] P. Demorest, T. Pennucci, S. Ransom, M. Roberts, and J. Hessels, *Nature* **467**, 1081 (2010).
- [2] J. Antoniadis, P. C. Freire, N. Wex, T. M. Tauris, R. S. Lynch, et al., *Science* **340**, 6131 (2013).
- [3] I. Bednarek, P. Haensel, J. Zdunik, M. Bejger, and R. Manka (2011), 1111.6942.
- [4] S. Weissenborn, D. Chatterjee, and J. Schaffner-Bielich, *Phys.Rev.* **C85**, 065802 (2012).
- [5] S. Weissenborn, I. Sagert, G. Pagliara, M. Hempel, and J. Schaffner-Bielich, *Astrophys.J.* **740**, L14 (2011).
- [6] L. Bonanno and A. Sedrakian, *Astron.Astrophys.* **539**, A16 (2012).
- [7] J. Zdunik and P. Haensel (2012), 1211.1231.
- [8] T. Klahn, D. Blaschke, and R. Lastowiecki (2013), 1307.6996.
- [9] M. Alford, D. Blaschke, A. Drago, T. Klahn, G. Pagliara, et al., *Nature* **445**, E7 (2007).
- [10] S. Guillot, M. Servillat, N. A. Webb, and R. E. Rutledge (2013), 1302.0023.
- [11] J. M. Lattimer and A. W. Steiner (2013), 1305.3242.
- [12] M. Feroci and t. L. Consortium (2011), 1107.0436.
- [13] M. Feroci, J. Herder, E. Bozzo, D. Barret, S. Brandt, et al., *Proc.SPIE* **8443**, 84432D (2012).
- [14] Z. Berezhiani, I. Bombaci, A. Drago, F. Frontera, and A. Lavagno, *Astrophys.J.* **586**, 1250 (2003).
- [15] I. Bombaci, I. Parenti, and I. Vidana, *Astrophys.J.* **614**, 314 (2004).
- [16] M. Baldo, G. Burgio, and H. Schulze, *Phys.Rev.* **C61**, 055801 (2000).
- [17] I. Vidana, A. Polls, A. Ramos, L. Engvik, and M. Hjorth-Jensen, *Phys.Rev.* **C62**, 035801 (2000).
- [18] E. Massot, J. Margueron, and G. Chanfray, *Europhys.Lett.* **97**, 39002 (2012).
- [19] T. Schurhoff, S. Schramm, and V. Dexheimer, *Astrophys.J.* **724**, L74 (2010).
- [20] E. E. Zabrodin, I. C. Arsene, J. Bleibel, M. Bleicher, L. V. Bravina, et al., *J.Phys.* **G36**, 064065 (2009).
- [21] M. Hofmann, R. Mattiello, H. Sorge, H. Stoecker, and W. Greiner, *Phys.Rev.* **C51**, 2095 (1995).
- [22] S. Bass, M. Gyulassy, H. Stoecker, and W. Greiner, *J.Phys.* **G25**, R1 (1999).
- [23] A. Lavagno, *Phys.Rev.* **C81**, 044909 (2010).
- [24] H. Xiang and G. Hua, *Phys.Rev.* **C67**, 038801 (2003).
- [25] Y. Chen, H. Guo, and Y. Liu, *Phys.Rev.* **C75**, 035806 (2007).
- [26] Y. Chen, Y. Yuan, and Y. Liu, *Phys.Rev.* **C79**, 055802 (2009).
- [27] N. Glendenning and S. Moszkowski, *Phys.Rev.Lett.* **67**, 2414 (1991).
- [28] J. Schaffner, C. B. Dover, A. Gal, C. Greiner, and H. Stoecker, *Phys.Rev.Lett.* **71**, 1328 (1993).
- [29] J. Schaffner and I. N. Mishustin, *Phys.Rev.* **C53**, 1416 (1996).
- [30] J. Boguta, *Physics Letters B* **109**, 251 (1982).
- [31] F. de Jong and R. Malfliet, *Phys.Rev.* **C46**, 2567 (1992).
- [32] Z.-X. Li, G.-J. Mao, Y.-Z. Zhuo, and W. Greiner, *Phys.Rev.* **C56**, 1570 (1997).
- [33] D. Kosov, C. Fuchs, B. Martemyanov, and A. Faessler, *Phys.Lett.* **B421**, 37 (1998).
- [34] X.-m. Jin, *Phys.Rev.* **C51**, 2260 (1995).
- [35] P. Danielewicz, R. Lacey, and W. G. Lynch, *Science* **298**, 1592 (2002).
- [36] M. Alford, M. Braby, M. Paris, and S. Reddy, *Astrophys.J.* **629**, 969 (2005).
- [37] M. van Kerkwijk, R. Breton, and S. Kulkarni, *Astrophys.J.* **728**, 95 (2011).
- [38] A. Drago, A. Lavagno, and G. Pagliara, *Phys.Rev.* **D69**, 057505 (2004).
- [39] I. Bombaci, G. Lugones, and I. Vidana, *Astron.Astrophys.* **462**, 1017 (2007).
- [40] K. Iida and K. Sato, *Phys.Rev.* **C58**, 2538 (1998).
- [41] A. Drago, A. Lavagno, and I. Parenti, *Astrophys.J.* **659**, 1519 (2007).
- [42] M. Herzog and F. K. Röpke, *Phys.Rev.* **D84**, 083002 (2011).
- [43] G. Pagliara, M. Herzog, and F. Ropke, *Phys.Rev.*, **D87**, 103007 (2013).
- [44] A. Drago, G. Pagliara, G. Pagliaroli, F. L. Villante, and F. Vissani, *AIP Conf.Proc.* **1056**, 256 (2008).
- [45] A. L. Watts and S. Reddy, *Mon.Not.Roy.Astron.Soc.* **379**, L63 (2007).
- [46] M. Ugliano, H. T. Janka, A. Marek, and A. Arcones, *Astrophys.J.* **757**, 69 (2012).
- [47] L. McLerran and R. D. Pisarski, *Nucl.Phys.* **A796**, 83 (2007).
- [48] A. Lavagno and D. Pigato, *Phys.Rev.* **C86**, 024917 (2012).
- [49] A few EoSs provide small radii for stars having a mass of the order of  $2 M_{\odot}$ . If radii of the order of 10 km are not too rare, this does not solve the problem since stars having a very large mass should be rare, based on stellar evolution models and on SN simulations [46].
- [50] The appearance at large densities of a mixture of nucleons and of  $\Delta$ s is natural from the viewpoint of the large- $N_c$  limit, in which nucleons and  $\Delta$ s are degenerate. This mixture could be the doorway towards the quarkionic phase, also speculated in the large- $N_c$  limit [47].
- [51] Within the non-linear Walecka model, it has been predicted that a phase transition from nucleonic matter to  $\Delta$ -excited nuclear matter can take place but the occurrence of this transition sensibly depends on the  $\Delta$ -meson coupling constants [23, 32, 33, 48].